

Expiration of ACA Premium Tax Credits and Anticipated Impacts on Marketplace Enrollment

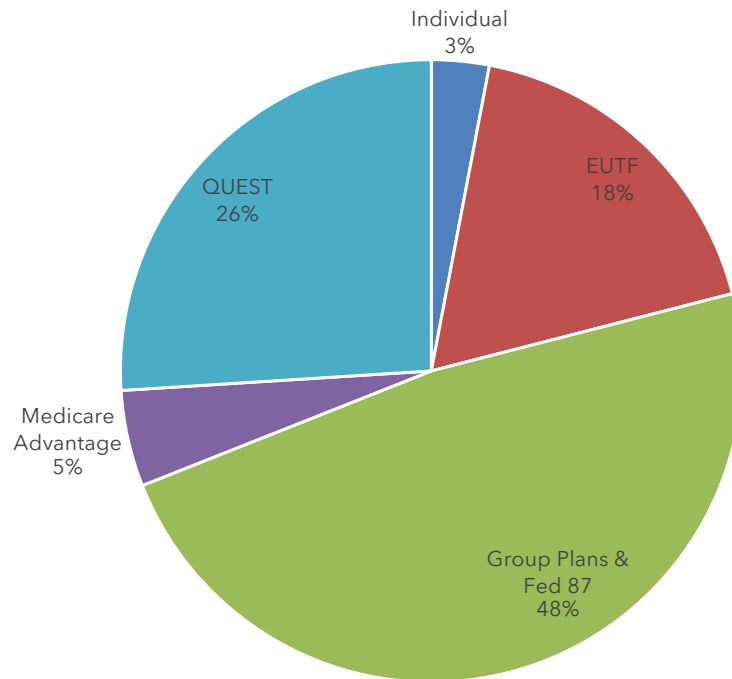
December 19, 2025



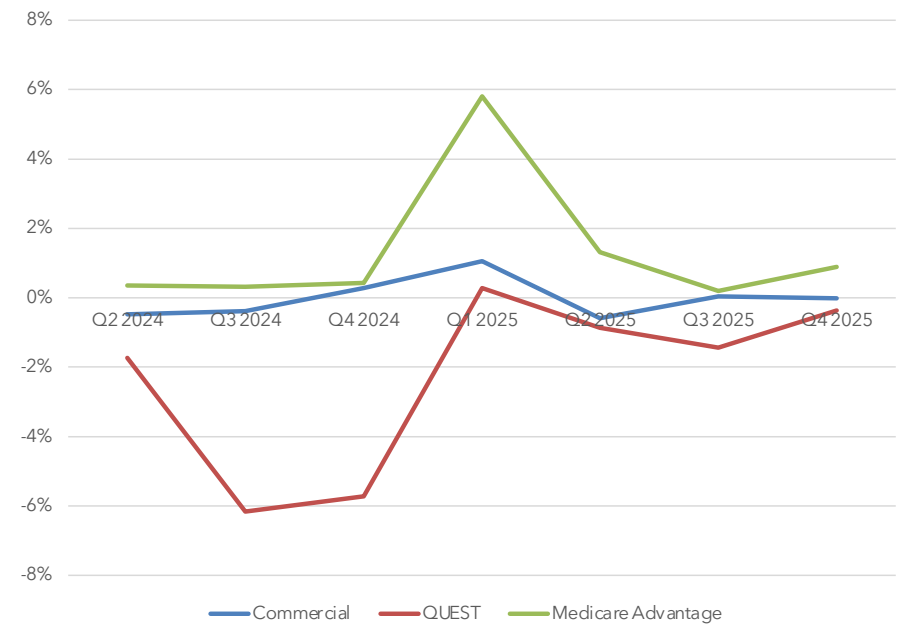
An Independent Licensee of the Blue Cross and Blue Shield Association

HMSA Membership at a Glance

Membership Distribution as of Q4 2025



Percent Change from the Prior Quarter



HMSA ACA Individual Membership by County

November 2025

County	Total ACA Individual	ACA Individual with Subsidy	
Oahu	13,300	6,114	(46%)
Hawaii	3,183	1,712	(54%)
Maui	2,865	1,261	(44%)
Kauai	1,713	791	(46%)
Total	21,061	9,878	(47%)

~13K of HMSA's ACA members get their health plan from the Federal Marketplace

Impact to HMSA's Federal Exchange Members

November 2025



7,279
SUBSCRIBERS
WITH SUBSIDY



2,599
DEPENDENTS



9,878
TOTAL

76%

of Federally
Facilitated
Marketplace
Population

\$560

Average
PMPM Subsidy



Monthly Advance
Premium Tax Credits:

\$5.53M

Detailed Rate Comparison for HMSA Individual Plans

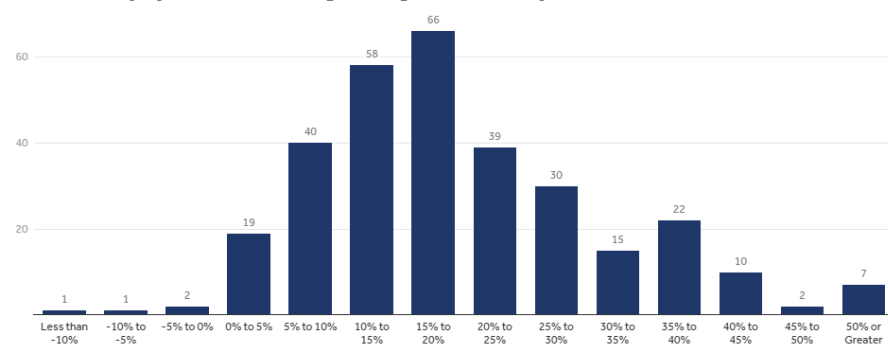
PLAN	2025 RATE (45-YEAR-OLD)	2026 RATE (45-YEAR-OLD)	\$ DIFFERENCE	% DIFFERENCE
HMSA Platinum PPO	\$742.94	\$820.65	\$77.71	10.46%
HMSA Gold PPO I	\$653.38	\$744.27	\$90.89	13.91%
HMSA Gold PPO II	\$613.48	\$701.26	\$87.78	14.32%
HMSA Silver PPO	\$688.44	\$785.39	\$96.95	14.09%
HMSA Bronze PPO I	\$503.29	\$560.52	\$57.23	11.37%
HMSA Bronze PPO II HSA	\$516.72	\$577.79	\$61.07	11.82%
HMSA Catastrophic Plan	\$289.52	\$335.43	\$45.91	15.86%

Sources: Hawaii State DCCA [2026 ACA Rates](#) and [2025 ACA Rates](#)

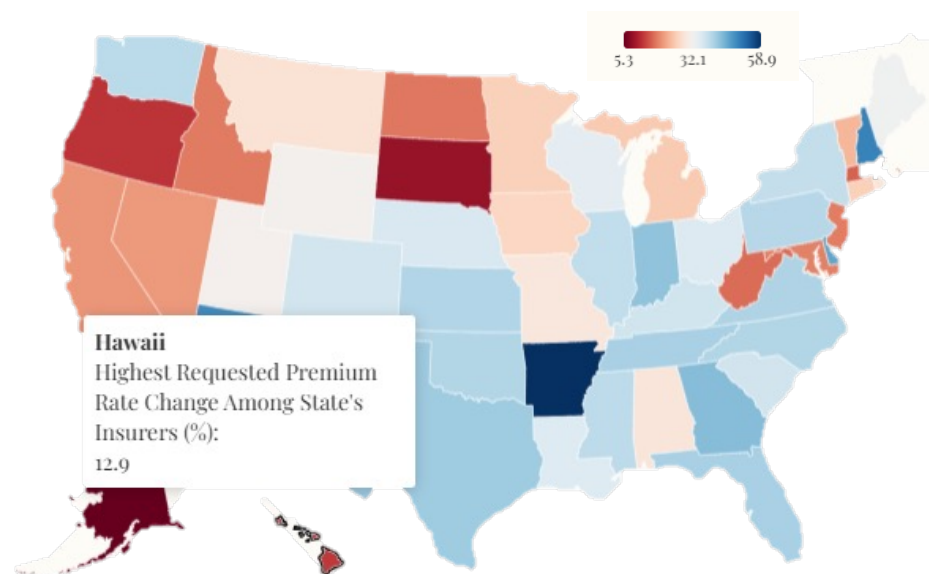


Hawaii falls near the 25th percentile nationally across ACA marketplace insurers

Distribution of proposed 2026 rate changes among 312 ACA Marketplace insurers



Source: [Health System Tracker](#) & KFF analysis



Source: [newsweek.com](#) and [healthsystemstracker.org](#)