



HAWAII HEALTH SYSTEMS
C O R P O R A T I O N
Quality Healthcare For All

**Hawaii Health Systems Corporation (HHSC)
2019 Legislative Budget Briefing**

COMMITTEE ON FINANCE
Representative Sylvia Luke, Chair
Representative Ty J.K. Cullen, Vice Chair
Thursday, January 10, 2019
1:30 p.m.
Room 308
State Capitol

HHSC's Mission

The mission of Hawaii Health Systems Corporation is to provide accessible, high quality, cost-effective services that address the healthcare needs of Hawaii's unique island communities.

Background

Hawaii Health Systems Corporation (HHSC) plays a vital role in the healthcare delivery system for the State of Hawaii. In fiscal year 2018, HHSC provided the care for approximately **12%** of all acute care discharges and **16%** of all emergency room visits statewide and was the largest provider of healthcare on the Neighbor Islands excluding the County of Maui. Additionally, HHSC's breakdown of service delivery included the following:

- For Hawaii county residents, HHSC facilities provided the care for approximately 69% of all acute care discharges and approximately 84% of all emergency room visits;
- For Kauai county residents, HHSC facilities provided the care for approximately 19% of all acute care discharges and 37% of all emergency room visits; and
- For residents of the City and County of Honolulu, the two Oahu Region facilities accounted for 11.5% of the total inpatient skilled nursing/intermediate care capacity for the county.

Current Conditions

3675 KILAUEA AVENUE • HONOLULU, HAWAII 96816 • PHONE: (808) 733-4020 • FAX: (808) 733-4028

HILO • HONOKAA • KAU • KONA • KOHALA • WAIMEA • KAPAA • WAILUKU • KULA • LANAI • HONOLULU
www.hhsc.org <<http://www.hhsc.org>>

Healthcare today is a very complex, highly regulated, and rapidly changing business with constant pressure from payors to deliver higher quality care at a lower cost. Development of health information technology, physician networks, quality improvement, and expertise in healthcare compliance rules and regulations and the revenue cycle is essential for successful hospital operations. Private hospitals have invested substantially in these areas while HHSC, with limited resources, is challenged to keep pace.

Challenges

HHSC hospitals face challenges such as:

- Large percentage of Medicaid/QUEST and uninsured patients.
- Inadequate government and third-party reimbursements for healthcare services.
- Labor costs well above industry norms
- Escalating costs related to physician and clinical staff recruitment and retention.
- Small scale operations which are costly to maintain.
- The need for capital investment in new medical technology.
- Aging facilities, with life and safety code issues and deferred maintenance, well beyond the average for similar facilities across the country.
- The impact of federal mandates and budget reductions, including unknown changes to the Affordable Care Act.
- Inability to outsource non-clinical functions.

Accomplishments

In spite of its many challenges, HHSC continues to provide high quality healthcare to the island communities it serves and is making progress in key areas. The following are some of the major accomplishments over the past year:

- HHSC's four operating regions managed to increase their operating revenues over 7% from fiscal year 2017 to fiscal year 2018. Much of the increase in operating revenues from last year is due to increases in emergency department volume. Hilo Medical Center saw an increase in emergency department visits of almost 4% and Kona Community Hospital saw an increase in emergency department visits of 7% during fiscal year 2018. In fact, since 1998, HHSC revenues for its four operating regions have increased by over \$263 million, or almost **200%**, despite increasing downward pressures on reimbursement from the Medicare program. In addition to the provision of new critical service lines, these increases have come from intense focus on better negotiations with third

party payors, better documentation, improved billing, coding and collection procedures, strategic pricing initiatives and other measures.

- Hilo Medical Center, Maluhia, and the Yukio Okutsu Veterans Care Home achieved the highest possible five-star rating from Medicare's Nursing Home Compare website. Hale Ho'ola Hamakua, Ka'u Hospital, and Kauai Veterans Memorial Hospital received a four-star rating.
- Hilo Medical Center was awarded a four-star rating by the Center for Medicare and Medicaid Services, which puts it among the top 20% of hospitals in the nation. Hilo Medical Center is one of only seven hospitals in the State of Hawaii which received a ranking of four stars or higher.
- In July 2018, the East Hawaii Region opened the new Hawaii Island Family Health Center on the campus of Hilo Medical Center. The Health Center is a 20-room medical home, which cares for 4,600 patients from keiki to kupuna and trains future Family Medicine physicians along with nurses, nurse practitioners, pharmacists, psychologists and pediatricians.
- In June 2018, the Hawaii Island Family Residency Program graduated its second class of three residents, all of which will be practicing in Hawaii. Six new residents were welcomed into the Residency Program Class of 2021.
- In June 2019, Kauai Veterans Memorial Hospital (KVMH) was recognized with an award for Excellence in Patient Safety Across the Board from Premier Inc., which runs the Hospital Improvement Innovation Network (HIIN) in which most of Hawaii's hospitals participate. To be eligible to receive the award, hospitals had to meet both a 90th percentile for performance across HIIN topics and six out of ten participation criteria. KVMH is the only hospital in Hawaii to receive this award.

Federal Funds

HHSC's primary source of federal funds is payment from the Medicare program which accounts for approximately 40% of HHSC's gross revenues. CMS is determined to decrease hospital reimbursements which will be challenging for HHSC to mitigate. This may be exacerbated by the Presidential Administration's efforts to dismantle the Affordable Care Act and replace it with something else. Our only recourse is to continue to seek efficiencies, maximize available reimbursement and grow services to bring in more revenue.

At this point in time, it is unclear whether the current federal government shutdown will have any impact on the Medicare program in terms of processing of claims and payment of such claims. Should a prolonged significant slowdown in Medicare payments occur, it will have a significant negative effect on HHSC's cash flow.

Non-General Funds

HHSC's non-general funds report is attached to this memo.

HHSC REQUEST

Emergency Appropriation

Assuming that the Governor will release the 5% contingency general fund restriction of \$5,811,600 that the Administration imposed in July 2018, **HHSC does not anticipate requiring an emergency appropriation in fiscal year 2019.** HHSC is only able to do this because HHSC will be using existing working capital to fund its' anticipated \$26 million cash flow deficit in fiscal year 2018 will leave HHSC at dangerously low cash balances going into fiscal year 2019. The existing working capital resulted from savings from the actual compared to the budgeted fringe benefit rate assessments going back to fiscal year 2018. Without the release of restrictions, HHSC anticipates being at dangerous cash and accounts payable positions by the middle of May 2019.

Fiscal Years 2020-21 Biennium Budget Request (HTH 210 & 212)

In the 2018 Legislative Session, the Legislature appropriated the following general fund and capital improvement project appropriations for HTH 210 (Corporate Office) and HTH 212 (HHSC Regions) for fiscal year 2019.

HTH 210, 212: HHSC REGIONS, CORPORATE OFFICE	
Funding Type	FY 2019
General Fund Appropriations for Operations	116,931,972
Hilo Medical Center Cardiac Program	1,500,000
TOTAL GENERAL FUND APPROPRIATIONS	<u>118,431,972</u>
CIP APPROPRIATIONS	10,490,000

For HTH212, HHSC Regions, HHSC is requesting a total of \$142,608,003 for fiscal year 2020 and \$145,112,003 for fiscal year 2021 in general fund appropriations, broken down as follows:

JUSTIFICATION FOR ADDITIONAL FUNDING REQUEST:

	FY 20	FY 21
HHSC Base General Fund Appropriations	\$105,701,003	\$105,701,003
HHSC "Basic" General Fund Request:		
Prior Collective Bargaining Raises for which roll-forward funding was not included in HHSC general fund base	\$24,080,000	\$24,080,000
Known UPW collective bargaining raises	\$7,099,000	\$8,392,000
Inflation on Non-Payroll Expenses	\$5,728,000	\$6,939,000

TOTAL HHSC "BASIC" REQUEST	\$36,907,000	\$39,411,000
Total HHSC Basic General Fund Appropriations	\$142,608,003	\$145,112,003

As shown above, the primary basis for HHSC's request is to fund collective bargaining raises for which no general fund appropriations were provided in HHSC's general fund appropriations base for fiscal year 2020 and 2021, as such adjustments were marked as "non-recurring" in the 2019 budget bill. During the 2017 Regular Legislative Session and the 2017 Special Legislative Session, the State negotiated pay raises as part of the collective bargaining agreements with the two public sector unions. HHSC did not approve nor negotiate these collective bargaining pay raises. The cumulative impact of the collective bargaining pay raises for fiscal years 2018 and 2019 (including fringe benefits) that is included in HHSC's expense base is approximately \$24,080,000. In addition, the State entered into a contract with UPW for a four-year period. HHSC's calculated value of these raises is \$7,099,000 in fiscal year 2020 and \$8,392,000 in fiscal year 2021. In addition, HHSC has estimated the impact of inflation increases on non-payroll expenses (e.g. medical supplies, pharmaceuticals, clinical laboratory services, office supplies, etc.) to be between 2.3% and 4.2% depending on the expense category using a national healthcare inflation index. These inflationary increases equate to an additional \$5,728,000 in fiscal year 2020 and \$6,939,000 in fiscal year 2021 in expense increases for HHSC. None of these items were funded in HHSC's base general fund appropriation amount of \$105,701,003.

HHSC's basic request is what HHSC believes is necessary to continue to provide the same level of quality healthcare it has been providing to its communities without reducing services, as it did in 2016 when funding was not sufficient to maintain current operations.

In addition, there were general fund requests from Kauai Region and East Hawaii Region, which increased HHSC's general fund request as follows:

Total HHSC Basic General Fund Appropriations	\$142,608,003	\$145,112,003
REGIONAL REQUESTS:		
East Hawaii Interventional Cardiology Program	\$1,500,000	\$1,000,000
KVMH Signage	\$525,000	0
SMMH Signage	\$750,000	0
Koloa Urgent Care Clinic	\$1,550,000	\$1,620,000
SMMH CT Scanner	\$1,512,000	\$1,473,000
TOTAL REGIONAL REQUESTS	\$5,837,000	\$4,093,000
TOTAL HHSC General Fund Appropriations	\$148,445,003	\$149,205,003

A summary of the amounts appropriated for fiscal years 2018 and 2019, requested by HHSC for FY 2020 and FY 2021, and recommended by the Governor for FY 2020 and FY 2021 are summarized below.

HTH 210, 212: HHSC REGIONS, CORPORATE OFFICE						
Funding Type	FY 2018	FY 2019	FY 2020 HHSC Request	FY 2021 HHSC Request	FY 2020 Gov Rec	FY 2021 Gov Rec
General Fund Appropriations for Operations	110,501,003	116,931,972	142,608,003	145,112,003	120,201,003	120,201,003
Kauai Region Requests	-	-	4,337,000	3,093,000	-	-
Grant In Aid for Hale Makua	400,000	-	-	-	-	-
Hilo Medical Center Cardiac Program	-	1,500,000	1,500,000	1,000,000	-	-
TOTAL GENERAL FUND APPROPRIATIONS	110,901,003	118,431,972	148,445,003	149,205,003	120,201,003	120,201,003
CIP APPROPRIATIONS	21,352,000	10,490,000	42,365,000	92,820,000	20,000,000	21,500,000

Kahuku Medical Center Biennium Budget Request (HTH 211)

In fiscal year 2019, Kahuku Medical Center received \$1,800,000 in general fund appropriations and no capital improvement project appropriations. Kahuku Medical Center is requesting additional general fund appropriations for fiscal year 2020 and fiscal year 2021 of \$1,600,000. These additional requests are to fund wage increases and additional positions so that Kahuku Medical Center can continue to be competitive for healthcare workers and increase revenues and operating efficiencies. They are also requesting \$3,112,000 and \$8,007,000 for fiscal years 2020 and 2021, respectively, in capital improvement project appropriations. We understand that Kahuku Medical Center will be submitting separate testimony to explain their funding requests. A summary of their requests are provided below.

HTH 211: KAHUKU MEDICAL CENTER						
Funding Type	FY 2018	FY 2019	FY 2020 Kahuku Request	FY 2021 Kahuku Request	FY 2020 Gov Rec	FY 2021 Gov Rec
General Fund Appropriations for Operations	1,800,000	1,800,000	3,400,000	3,400,000	2,800,000	2,800,000
CIP APPROPRIATIONS	1,650,000	-	3,112,000	8,007,000	1,500,000	-

Maui Health System Biennium Budget Request (HTH 214)

HHSC understands that Maui Health System will be presenting separate testimony on its funding requests.

Conclusion

Despite our progress in financial performance as indicated under “Accomplishments” above, HHSC is unable to keep up with collective bargaining pay increases and mandated increases in the fringe rate for pension and retiree health insurance costs (OPEB). The inability to generate sufficient revenue to cover these costs led to reductions in personnel and services in fiscal year 2016, and may lead to future reductions in personnel and services unless general fund appropriations are provided to cover these rising costs.

HHSC is continuously analyzing how to better meet the challenges of delivering vital health care to the communities it serves. In doing so, HHSC continues to evaluate its current operations to see where there may be opportunities for the system as a whole to operate more efficiently and effectively in providing accessible, high quality services that address the healthcare needs of Hawaii's unique island communities.

Report on Non-General Fund Information
for Submittal to the 2019 Legislature

Department: HTH
 Prog ID(s): HTH 210 and HTH 212 (HTH 212 from FY 2010)
 Name of Fund: Hawaii Health Systems Corporation - Corporate Office / Regions
 Legal Authority: 323F-7

Contact Name: Nadine Asai
 Phone: 733-4026
 Fund type (MOF) Special
 Appropriation Acct. No. S-xx-320-H and S-xx-356-H
 which also include 303,350,351.352.353.354.
 355, 371, 358, 359, 373, 312, and 365

Intended Purpose:

The purpose of this account is to deposit all fees, proceeds, reimbursements, and other that is owed to or received by the Corporation.

Source of Revenues:

Medicare/Medicaid, HMSA, Quest, Kaiser, Other Third Party, Patients, Sale of Meals, and other Miscellaneous Sources

Current Program Activities/Allowable Expenses:

Corporation: The major activities carried out by HHSC Corporation include policy formulation, hospital system governance, business development, quality assurance, strategic direction, planning and coordination, financial management, legal counsel, personnel management, materials management, information systems, and technical services to support its community hospitals.

Regions: The major activities and service provided by the nine community facilities constitute the primary hospital acute care provider on the neighbor islands, and, in most instances, the only inpatient hospital services in rural locations. Acute inpatient services include surgical, medical, critical care, obstetrics, pediatric, and psychiatric care. Outpatient care services include ambulatory surgery, home health, and emergency room services. Clinical services include nursing, anesthesiology, central supply, radiology, oncology, pathology, respiratory therapy, physical and occupational therapy, social services, pharmacy, and dietary. Support services include administration, admitting, business, personnel, data processing, medical records, logistics, housekeeping, and maintenance.

Purpose of Proposed Ceiling Increase (if applicable):

No special fund ceiling increase is being requested

Variances

Expenditure variance is due to collective bargaining pay raises.

Financial Data (amounts in 000s)							
	FY 2014	FY 2015	FY 2016	FY 2017	FY 2018	FY 2019	FY 2020
	(actual)	(actual)	(actual)	(actual)	(actual)	(estimated)	(estimated)
Appropriation Ceiling	521,093	521,093	554,137	560,080	582,539	582,539	N/A
Beginning Cash Balance	34,309	55,687	86,485	102,833	114,576	125,509	98,450
Revenues	591,882	635,491	645,687	681,954	483,165	375,398	388,916
General Funds	120,540	118,440	109,172	110,690	112,301	118,432	105,701
Expenditures	675,524	709,049	718,305	746,370	597,709	514,080	537,047
Repayment on Capital Lease Obligation, long-term debt, interest	20,515	38,639	21,998	23,445	8,844	6,809	6,114
Other - Issuance of long-term debt	(24,801)	(12,347)			0		
Other - Short-term investment	17,306	(14,208)	(1,792)	(1,006)	(8,461)		
Other - Settlement of Maui Region Obligations							
Other - Principal pymt on amount owed to SOH	2,500	2,000					
Other - Estimated Net Change in Cash (detail to be provided later)							
Other -Transfer Agreement Expense				(12,092)			
Transfers							
Transfer of Appropriations from B&F for Maui severance					30,481		
Net Total Transfers							

Report on Non-General Fund Information
for Submittal to the 2019 Legislature

Ending Cash Balance	55,687	86,485	102,833	114,576	125,509	98,450	49,906
Encumbrances							
Unencumbered Cash Balance	55,687	86,485	102,833	114,576	125,509	98,450	49,906

Additional Information:

Amount Req. for Bond Conveyance							
Amount from Bond Proceeds							
Amount Held in CODs, Escrow Accounts, or Other Investments							

**Beginning FY 2010, the Legislature separated the Corporate Office from the Regions and created HTH 212 for the Regions and left HTH 210 for the Corporate Office.

Effective July 1, 2017 Maui Memorial Medical Center, Kula Hospital and Lanai Community became Maui Health Systems, a Kaiser Foundation, LLC

Report on Non-General Fund Information
for Submittal to the 2019 Legislature

Department: HTH
 Prog ID(s): HTH 210
 Name of Fund: Weinberg Grand Fund
 Legal Authority: 323F-7

Contact Name: Nadine Asai
 Phone: 733-4026
 Fund type (MOF): Trust
 Appropriation Acct. No.: funds held outside of Treasury

Intended Purpose:

The Hawaii Health Systems Corporation was awarded a grant from the Harry and Jeannette Wienberg Foundation for telemedicine and telehealth infrastructure equipment and related expenses.

Source of Revenues:

Grant from the Harry and Jeannette Weinberg Foundation

Current Program Activities/Allowable Expenses:

The account remains open, but for the past few years there have been no transaction with the exception of interest and account analysis fee.

Purpose of Proposed Ceiling Increase (if applicable):

N/A

Variances

Financial Data							
	FY 2014	FY 2015	FY 2016	FY 2017	FY 2018	FY 2019	FY 2020
	(actual)	(actual)	(actual)	(actual)	(actual)	(estimated)	(estimated)
Appropriation Ceiling							
Beginning Cash Balance	44,562	44,383	44,219	44,055	43,896	43,776	43,656
Revenues							
Interest	9	9	9	9	9	9	9
Expenditures	188	173	173	168	129	129	129
Transfers							
List each net transfer in/out; list each account number							
Net Total Transfers							
Ending Cash Balance	44,383	44,219	44,055	43,896	43,776	43,656	43,536
Encumbrances							
Unencumbered Cash Balance	44,383	44,219	44,055	43,896	43,776	43,656	43,536

Additional Information:

Amount Req. for Bond Conveyance							
Amount from Bond Proceeds							
Amount Held in CODs, Escrow Accounts, or Other Investments							

Report on Non-General Fund Information
for Submittal to the 2019 Legislature

Department: HTH
 Prog ID(s): HTH 212
 Name of Fund: Leahi Hospital, Salary Overpayment Trust Account
 Legal Authority: 323F-7

Contact Name: Nadine Asai
 Phone: 733-4026
 Fund type (MOF): Trust
 Appropriation Acct. No.: T-909-H

Intended Purpose:

Established as a temporary holding account for recoveries until the debt is satisfied. Funds are then subsequently transferred to the program's special funds with an adjustment to the Department of Accounting and General Services' payroll system.

Source of Revenues:

Current Program Activities/Allowable Expenses:

Purpose of Proposed Ceiling Increase (if applicable):

N/A

Variances

Financial Data (amounts in 000s)							
	FY 2014	FY 2015	FY 2016	FY 2017	FY 2018	FY 2019	FY 2020
	(actual)	(actual)	(actual)	(actual)	(actual)	(estimated)	(estimated)
Appropriation Ceiling							
Beginning Cash Balance	9	9	9	9	8	6	6
Revenues	2	-	-	-	-	-	-
Interest					1		
Expenditures	2	-	-	1	3	-	-
Transfers							
List each net transfer in/out; list each account number							
Net Total Transfers							
Ending Cash Balance	9	9	9	8	6	6	6
Encumbrances							
Unencumbered Cash Balance	9	9	9	8	6	6	6

Additional Information:

Amount Req. for Bond Conveyance							
Amount from Bond Proceeds							
Amount Held in CODs, Escrow Accounts, or Other Investments							

Report on Non-General Fund Information
for Submittal to the 2019 Legislature

Department: HTH
 Prog ID(s): HTH 212
 Name of Fund: Patients' Safekeeping Trust Funds (Kona and Leahi)
 Legal Authority: 323F-7

Contact Name: Nadine Asai
 Phone: 733-4026
 Fund type (MOF): Trust
 Appropriation Acct. No.: T-915 and T-925

Intended Purpose:

Established to manage and safeguard long-term care patients' monies, which included pension, retirement, social security, and miscellaneous income. The monies are expended from these accounts with the patients' consent to meet their personal needs.

Source of Revenues:

Patients

Current Program Activities/Allowable Expenses:

Purpose of Proposed Ceiling Increase (if applicable):

N/A

Variations

Financial Data (amounts in 000s)							
	FY 2014	FY 2015	FY 2016	FY 2017	FY 2018	FY 2019	FY 2020
	(actual)	(actual)	(actual)	(actual)	(actual)	(estimated)	(estimated)
Appropriation Ceiling							
Beginning Cash Balance	83	83	85	85	85	85	85
Revenues		2					
Interest							
Expenditures	0						
Transfers							
List each net transfer in/out; list each account number							
Net Total Transfers							
Ending Cash Balance	83	85	85	85	85	85	85
Encumbrances							
Unencumbered Cash Balance	83	85	85	85	85	85	85

Additional Information:

Amount Req. for Bond Conveyance							
Amount from Bond Proceeds							
Amount Held in CODs, Escrow Accounts, or Other Investments							

Report on Non-General Fund Information
for Submittal to the 2019 Legislature

Department: HTH
 Prog ID(s): HTH 212
 Name of Fund: Donations, Gifts, and Grant Accounts (Maluhia, Hamakua, SMMH, Kau, KVMH)
 Legal Authority: 323F-7

Contact Name: Nadine Asai
 Phone: 733-4026
 Fund type (MOF): Trust
 Appropriation Acct. No.: T-911, T-918, T-919, T-921, and T-923

Intended Purpose:

Established to receive donations, gifts and grants that are restricted by the grantor or donor or designated for specific purpose.

Source of Revenues:

Private foundations and individuals

Current Program Activities/Allowable Expenses:

Purpose of Proposed Ceiling Increase (if applicable):

N/A

Variances

Financial Data (amounts in 000s)							
	FY 2014	FY 2015	FY 2016	FY 2017	FY 2018	FY 2019	FY 2020
	(actual)	(actual)	(actual)	(actual)	(actual)	(estimated)	(estimated)
Appropriation Ceiling							
Beginning Cash Balance	36	36	36	36	36	36	36
Revenues							
Interest							
Expenditures							
Transfers							
List each net transfer in/out; list each account number							
Net Total Transfers							
Ending Cash Balance	36	36	36	36	36	36	36
Encumbrances							
Unencumbered Cash Balance	36	36	36	36	36	36	36

Additional Information:

Amount Req. for Bond Conveyance							
Amount from Bond Proceeds							
Amount Held in CODs, Escrow Accounts, or Other Investments							

Department of Health - Hawaii Health Systems Corporation
 Functions

Table 1

Division	Description of Function	Activities	Prog ID(s)	Statutory Reference
HHSC	Refer to each Table 1 for a listing of activities performed for each region and Corporate Office. These are the statutory reference that governs HHSC.		HTH 210/212	
				Act 262 SLH 1996, Section 20. It is the intent of this Act that all rights, powers, functions, assets, and operations of the Division of community hospitals be conveyed to the HHSC, such that all of the activities and services of the division of community hospital be continued without interruption by the corporation.
				Act 290 SLH 2007 and Chapter 323F, HRS charge the HHSC corporate board of directors and the regional systems boards of directors to provide healthcare services to these communities.
				Act 182 SLH 2009 provides a process for any planned substantial reduction or elimination of direct patient services by the respective regional system boards of directors, unless legislation is enacted for reinstatement and continuation of the subject direct patient care services and includes an appropriation to adequately fund the mandated services.

Division	Description of Function	Activities	Prog ID(s)	Statutory Reference
				Federal Rural Hospital Flexibility Program (MRHFP). Created by Congress as part of the 1997 Balance Budget Act, Critical Access Hospitals (CAH) program is part of the MRHFP. Act 262, SLH 2007, Section 4 (amended subsection 346-59(a) HRS), requiring "payments to CAHs for service rendered to Medicaid beneficiaries shall be calculated on a cost basis using Medical reasonable cost principles."
				Section 325-78 HRS requires the State department of health to provide diagnostic, medical or treatment services relating to tuberculosis treatment or control. Leahi operates 11 beds for tuberculosis patients.

Department of Health - Hawaii Health Systems Corporation
Functions

<u>Division</u>	<u>Description of Function</u>	<u>Activities</u>	<u>Prog ID(s)</u>	<u>Statutory Reference</u>
Support services provided to all facilities and corporate office				
HHSC	Administration	Governance Support for HHSC Corporate Board	HTH 210/LA	
HHSC	Administration	Corporate Office Management	HTH 210/LA	
HHSC	Administration	Corporate Compliance	HTH 210/LA	
HHSC	Administration	Internal Audit	HTH 210/LA	
HHSC	Administration	Affiliate Oversight	HTH 210/LA	
HHSC	Administration	Crisis Communications (24 hours on call)	HTH 210/LA	
HHSC	Administration	Corporate Quality	HTH 210/LA	
HHSC	Finance, Budgeting, and Accounting	Finance – Financial Reporting & Management	HTH 210/LA	
HHSC	Finance, Budgeting, and Accounting	Contract Management & Procurement	HTH 210/LA	
HHSC	Finance, Budgeting, and Accounting	Revenue Management	HTH 210/LA	
HHSC	Finance, Budgeting, and Accounting	Cost Report & Reimbursement	HTH 210/LA	
HHSC	Finance, Budgeting, and Accounting	Charge Description Master Maintenance	HTH 210/LA	
HHSC	Finance, Budgeting, and Accounting	Revenue Cycle Coordination and Resource	HTH 210/LA	
HHSC	Information Technology	Financial, Clinical, Administrative Application Support and Training	HTH 210/LA	
HHSC	Information Technology	Centralized Computer Center	HTH 210/LA	
HHSC	Information Technology	Telecommunication and Data Networking	HTH 210/LA	
HHSC	Information Technology	Video Teleconferencing	HTH 210/LA	
HHSC	Information Technology	IT Project Management	HTH 210/LA	
HHSC	Information Technology	IT Security	HTH 210/LA	
HHSC	Information Technology	Infrastructure Monitoring and Helpdesk	HTH 210/LA	
HHSC	Information Technology	Claims Submittal and Facility Report Generation	HTH 210/LA	
HHSC	Human Resources	Coordination of System Personnel Function	HTH 210/LA	
HHSC	Human Resources	Labor Relations	HTH 210/LA	
HHSC	Human Resources	Workers Compensation Resolution	HTH 210/LA	
HHSC	Human Resources	HR Classification & Compensation	HTH 210/LA	
HHSC	Human Resources	HR Transactions	HTH 210/LA	
HHSC	Human Resources	Recruitment/Employment	HTH 210/LA	
HHSC	Human Resources	Employee Relations/Benefits	HTH 210/LA	
HHSC	Human Resources	HR Training	HTH 210/LA	
HHSC	Human Resources	Human Resource Information System (Lawson)	HTH 210/LA	
HHSC	Legal Services	Legal Assistance – advice, transactions, representation	HTH 210/LA	
HHSC	Legal Services	Legislature	HTH 210/LA	
HHSC	Legal Services	Hospital Professional and General Liability Litigation Claims	HTH 210/LA	
HHSC	Legal Services	Directors and Officers and Employment Practices Liability Claims	HTH 210/LA	
HHSC	Legal Services	Risk Management	HTH 210/LA	
HHSC	Legal Services	Insurance Program	HTH 210/LA	
HHSC	Legal Services	Staff Regional/HHSC Policy Committee	HTH 210/LA	

Department of Health - Hawaii Health Systems Corporation
Functions

NOTE: Eliminating specific corporate services in part or completely will require regional capacity buildup in varying degrees based on regional proficiency and competency in the specific functional area. This will result in duplication of services and higher costs, if expertise can be recruited on the various islands to do the work. There are no functions being performed that can be eliminated. Additionally, as mandated by Act 290, the regions have to agree upon the services and functions that corporate provides. In 2008, the biennium budget process and methodology were developed by the regions for the corporate services, function, and budget.

Department of Health - Hawaii Health Systems Corporation
Department Functions

<u>Division</u>	<u>Description of Function</u>	<u>Activities</u>	<u>Prog ID(s)</u>	<u>Statutory Reference</u>
HHSC	Hilo Medical Center	Acute care hospital Services	HTH 212/LS	
HHSC	Hilo Medical Center	Skilled nursing/long term care services	HTH 212/LS	
HHSC	Hilo Medical Center	24-hour physician staffed emergency services	HTH 212/LS	
HHSC	Hilo Medical Center	Cardiology services	HTH 212/LS	
HHSC	Hilo Medical Center	Inpatient dialysis	HTH 212/LS	
HHSC	Hilo Medical Center	Maternity services	HTH 212/LS	
HHSC	Hilo Medical Center	Gynecology services	HTH 212/LS	
HHSC	Hilo Medical Center	Pediatric services	HTH 212/LS	
HHSC	Hilo Medical Center	Adult psychiatric services	HTH 212/LS	
HHSC	Hilo Medical Center	Radiology services	HTH 212/LS	
HHSC	Hilo Medical Center	Urology services	HTH 212/LS	
HHSC	Hilo Medical Center	Neurology services	HTH 212/LS	
HHSC	Hilo Medical Center	Angiography and interventional radiology	HTH 212/LS	
HHSC	Hilo Medical Center	Telemedicine	HTH 212/LS	
HHSC	Hilo Medical Center	Surgical services	HTH 212/LS	
HHSC	Hilo Medical Center	Subspecialty surgical services:Vascular	HTH 212/LS	
HHSC	Hilo Medical Center	Subspecialty surgical services:Orthopedics	HTH 212/LS	
HHSC	Hilo Medical Center	Subspecialty surgical services:Ophthalmology	HTH 212/LS	
HHSC	Hilo Medical Center	Subspecialty surgical services:Otorhinolaryngology	HTH 212/LS	
HHSC	Hilo Medical Center	Subspecialty surgical services:Urology	HTH 212/LS	
HHSC	Hilo Medical Center	Physiatry	HTH 212/LS	
HHSC	Hilo Medical Center	Wound and ostomy services	HTH 212/LS	
HHSC	Hilo Medical Center	Endoscopy	HTH 212/LS	
HHSC	Hilo Medical Center	Outpatient surgery clinic	HTH 212/LS	
HHSC	Hilo Medical Center	Oncology	HTH 212/LS	
HHSC	Hilo Medical Center	Pharmacy	HTH 212/LS	
HHSC	Hilo Medical Center	EEG	HTH 212/LS	
HHSC	Hilo Medical Center	Laboratory and blood bank services	HTH 212/LS	
HHSC	Hilo Medical Center	Food and nutrition counseling	HTH 212/LS	
HHSC	Hilo Medical Center	Rehab services:PT	HTH 212/LS	
HHSC	Hilo Medical Center	Rehab services:OT	HTH 212/LS	
HHSC	Hilo Medical Center	Rehab services:Speech	HTH 212/LS	
HHSC	Hilo Medical Center	Rehab services:Recreational	HTH 212/LS	

Department of Health - Hawaii Health Systems Corporation
Department Functions

HHSC	Hilo Medical Center	Respiratory therapy	HTH 212/LS
HHSC	Hilo Medical Center	Social services	HTH 212/LS
HHSC	Hale Ho'ola Hamakua	Critical access hospital services:acute	HTH 212/LS
HHSC	Hale Ho'ola Hamakua	Critical access hospital services:long term care	HTH 212/LS
HHSC	Hale Ho'ola Hamakua	24-hour emergency services	HTH 212/LS
HHSC	Hale Ho'ola Hamakua	Inpatient services:Physical therapy	HTH 212/LS
HHSC	Hale Ho'ola Hamakua	Inpatient services:Occupational therapy	HTH 212/LS
HHSC	Hale Ho'ola Hamakua	Inpatient services:Speech therapy	HTH 212/LS
HHSC	Hale Ho'ola Hamakua	Inpatient services:Social services	HTH 212/LS
HHSC	Hale Ho'ola Hamakua	Inpatient services:Radiology	HTH 212/LS
HHSC	Hale Ho'ola Hamakua	Inpatient services:Laboratory	HTH 212/LS
HHSC	Hale Ho'ola Hamakua	Outpatient services:Laboratory	HTH 212/LS
HHSC	Hale Ho'ola Hamakua	Outpatient services:Radiology	HTH 212/LS
HHSC	Hale Ho'ola Hamakua	Nutrition services	HTH 212/LS
HHSC	Hale Ho'ola Hamakua	Volunteer services	HTH 212/LS
HHSC	Kau Hospital	Critical access hospital services:acute	HTH 212/LS
HHSC	Kau Hospital	Critical access hospital services:long term care (only LTC in Kau)	HTH 212/LS
HHSC	Kau Hospital	24-hour emergency services	HTH 212/LS
HHSC	Kau Hospital	Inpatient services:Radiology	HTH 212/LS
HHSC	Kau Hospital	Inpatient services:Physical therapy	HTH 212/LS
HHSC	Kau Hospital	Inpatient services:Laboratory	HTH 212/LS
HHSC	Kau Hospital	Outpatient services:Laboratory	HTH 212/LS
HHSC	Kau Hospital	Outpatient services:Radiology	HTH 212/LS
HHSC	Kau Hospital	Adult Day Hospital	HTH 212/LS
HHSC	Kau Hospital	Primary care clinic:Family practice (medically underserved area)	HTH 212/LS

Department of Health - Hawaii Health Systems Corporation
Department Functions

<u>Division</u>	<u>Description of Function</u>	<u>Activities</u>	<u>Prog ID(s)</u>	<u>Statutory Reference</u>
HHSC	Kona Community Hospital	Acute care Services	HTH 212/LS	
HHSC	Kona Community Hospital	Behavioral health	HTH 212/LS	
HHSC	Kona Community Hospital	Cardiology (Diagnostic)	HTH 212/LS	
HHSC	Kona Community Hospital	Case Management	HTH 212/LS	
HHSC	Kona Community Hospital	Chemotherapy	HTH 212/LS	
HHSC	Kona Community Hospital	Emergency services	HTH 212/LS	
HHSC	Kona Community Hospital	ICU	HTH 212/LS	
HHSC	Kona Community Hospital	Laboratory & Pathology	HTH 212/LS	
HHSC	Kona Community Hospital	Medical/surgical	HTH 212/LS	
HHSC	Kona Community Hospital	Obstetrics/gynecology	HTH 212/LS	
HHSC	Kona Community Hospital	Pharmacy	HTH 212/LS	
HHSC	Kona Community Hospital	Phys/Occ/Speech therapy	HTH 212/LS	
HHSC	Kona Community Hospital	Radiation therapy	HTH 212/LS	
HHSC	Kona Community Hospital	Radiology	HTH 212/LS	
HHSC	Kona Community Hospital	Respiratory therapy	HTH 212/LS	
HHSC	Kona Community Hospital	Social Services	HTH 212/LS	
HHSC	Kona Community Hospital	Utilization Review	HTH 212/LS	
HHSC	Kohala Hospital	Acute Care Services	HTH 212/LS	
HHSC	Kohala Hospital	Emergency services	HTH 212/LS	
HHSC	Kohala Hospital	Laboratory	HTH 212/LS	
HHSC	Kohala Hospital	Long term care	HTH 212/LS	
HHSC	Kohala Hospital	Radiology	HTH 212/LS	

Department of Health - Hawaii Health Systems Corporation
Department Functions

<u>Division</u>	<u>Description of Function</u>	<u>Activities</u>	<u>Prog ID(s)</u>	<u>Statutory Reference</u>
HHSC	Kauai Veterans Memorial Hospital	Acute care (critical access hospital)	HTH 212/LS	
HHSC	Kauai Veterans Memorial Hospital	Skilled nursing services	HTH 212/LS	
HHSC	Kauai Veterans Memorial Hospital	Intermediate care services	HTH 212/LS	
HHSC	Kauai Veterans Memorial Hospital	Medical/Surgical	HTH 212/LS	
HHSC	Kauai Veterans Memorial Hospital	Obstetrics/Gynecology	HTH 212/LS	
HHSC	Kauai Veterans Memorial Hospital	ICU	HTH 212/LS	
HHSC	Kauai Veterans Memorial Hospital	Telemedicine	HTH 212/LS	
HHSC	Kauai Veterans Memorial Hospital	Physical therapy	HTH 212/LS	
HHSC	Kauai Veterans Memorial Hospital	Occupation therapy	HTH 212/LS	
HHSC	Kauai Veterans Memorial Hospital	Laboratory & Pathology Services	HTH 212/LS	
HHSC	Kauai Veterans Memorial Hospital	Radiology Services	HTH 212/LS	
HHSC	Kauai Veterans Memorial Hospital	Social Services	HTH 212/LS	
HHSC	Kauai Veterans Memorial Hospital	Recreation therapy	HTH 212/LS	
HHSC	Kauai Veterans Memorial Hospital	Respiratory therapy	HTH 212/LS	
HHSC	Kauai Veterans Memorial Hospital	Surgery	HTH 212/LS	
HHSC	Kauai Veterans Memorial Hospital	Subspecialty-Orthopedics	HTH 212/LS	
HHSC	Kauai Veterans Memorial Hospital	Subspecialty-Ophthalmology	HTH 212/LS	
HHSC	Kauai Veterans Memorial Hospital	Endoscopy	HTH 212/LS	
HHSC	Kauai Veterans Memorial Hospital	Pharmacy	HTH 212/LS	
HHSC	Kauai Veterans Memorial Hospital	Nutrition Services	HTH 212/LS	
HHSC	Kauai Veterans Memorial Hospital	Outpatient surgery	HTH 212/LS	
HHSC	Samuel Mahelona Memorial Hospital	Acute care (critical access hospital)	HTH 212/LS	
HHSC	Samuel Mahelona Memorial Hospital	Psychiatric services	HTH 212/LS	
HHSC	Samuel Mahelona Memorial Hospital	Skilled nursing services	HTH 212/LS	
HHSC	Samuel Mahelona Memorial Hospital	Intermediate care services	HTH 212/LS	
HHSC	Samuel Mahelona Memorial Hospital	Telemedicine	HTH 212/LS	
HHSC	Samuel Mahelona Memorial Hospital	Physical therapy	HTH 212/LS	
HHSC	Samuel Mahelona Memorial Hospital	Occupation therapy	HTH 212/LS	
HHSC	Samuel Mahelona Memorial Hospital	Laboratory & Pathology Services	HTH 212/LS	
HHSC	Samuel Mahelona Memorial Hospital	Radiology Services	HTH 212/LS	
HHSC	Samuel Mahelona Memorial Hospital	Social Services	HTH 212/LS	
HHSC	Samuel Mahelona Memorial Hospital	Recreation therapy	HTH 212/LS	

Department of Health - Hawaii Health Systems Corporation
Department Functions

HHSC	Samuel Mahelona Memorial Hospital	Pharmacy	HTH 212/LS
HHSC	Samuel Mahelona Memorial Hospital	Nutrition Services	HTH 212/LS

Department of Health - Hawaii Health Systems Corporation
Department Functions

<u>Division</u>	<u>Description of Function</u>	<u>Activities</u>	<u>Prog ID(s)</u>	<u>Statutory Reference</u>
HHSC	Leahi Hospital (note 1)	TB	HTH212/LS	
HHSC	Leahi Hospital - Long-term Care	SNF/ICF	HTH212/LS	
HHSC	Leahi Hospital - Ancillary Services	PT & OT	HTH212/LS	
HHSC	Leahi Hospital - Ancillary Services	X-ray	HTH212/LS	
HHSC	Leahi Hospital - Ancillary Services	Adult Day Health	HTH212/LS	
HHSC	Maluhia - Long-term Care	SNF/ICF	HTH212/LS	
HHSC	Maluhia - Ancillary Services	PT & OT	HTH212/LS	
HHSC	Maluhia - Ancillary Services	X-ray	HTH212/LS	
HHSC	Maluhia - Ancillary Services	Adult Day Health	HTH212/LS	
HHSC	Maluhia - Ancillary Services	Clinics	HTH212/LS	

Note 1 - Although TB services are required by law, admissions have been steadily declining in recent years. In FY 18 there were 3 admissions and so far 3 admissions in FY 19.

Department of Health - Hawaii Health Systems Corporation
Department-Wide Totals

Table 2

Fiscal Year 2019				
Act 53/18 Appropriation	Restriction	Emergency Appropriations	Total FY 19	MOF
			\$ -	
\$ 148,231,972.00	\$ (5,811,600.00)		\$ 142,420,372.00	A
\$ 586,038,841.00			\$ 586,038,841.00	B
			\$ -	
			\$ -	
			\$ -	
\$ 734,270,813.0000	\$ (5,811,600.00)	\$ -	\$ 728,459,213	Total
Fiscal Year 2020				
Act 53/18 Appropriation	Reductions (Non- Recurring)	Additions	Total FY 20	MOF
			\$ -	
\$ 148,231,972.00	\$ (40,730,969.00)	\$ 35,988,000.00	\$ 143,489,003.00	A
\$ 586,038,841.00		\$ 14,170,568.00	\$ 600,209,409.00	B
			\$ -	
			\$ -	
			\$ -	
\$ 734,270,813.00	\$ (40,730,969.00)	\$ 50,158,568.00	\$ 743,698,412.00	Total
Fiscal Year 2021				
Act 53/18 Appropriation	Reductions (Non- Recurring)	Additions	Total FY 21	MOF
			\$ -	
\$ 148,231,972.00	\$ (40,730,969.00)	\$ 32,767,000.00	\$ 140,268,003.00	A
\$ 586,038,841.00		\$ 15,454,351.00	\$ 601,493,192.00	B
			\$ -	
			\$ -	
			\$ -	
\$ 734,270,813.00	\$ (40,730,969.00)	\$ 48,221,351.00	\$ 741,761,195.00	Total

Department of Health - Hawaii Health Systems Corporation
 Program ID Totals

Table 3

Prog ID	Program Title	MOF	As budgeted in Act 53/18 (FY19)			Governor's Submittal (FY20)				Governor's Submittal (FY21)			
			Pos (P)	Pos (T)	\$\$\$	Pos (P)	Pos (T)	\$\$\$	Percent Change of \$\$\$\$	Pos (P)	Pos (T)	\$\$\$	Percent Change of \$\$\$\$
HTH 210	Hawaii Health Systems Corporation - Corporate Office	B	54.5		17,509,280	54.5		16,900,000	(0.03)			16,900,000	(0.03)
HTH 211	Kahuku Hospital	A			1,800,000			2,800,000	0.56			2,800,000	0.56
HTH 212	Hawaii Health Systems Corporation - Regions	A			118,431,972			120,201,003	0.01			120,201,003	0.01
HTH 212	Hawaii Health Systems Corporation - Regions	B	2780.75		565,029,561	2780.75		579,809,409	0.03			581,093,192	0.03
HTH 213	Alii Community Care	B			3,500,000			3,500,000	-			3,500,000	-
HTH 214	Maui Health Systems, KFH LLC	A			28,000,000			20,488,000	(0.27)			17,267,000	(0.38)

Department of Health - Hawaii Health Systems Corporation
Budget Decisions

Table 4

Prog ID	Sub-Org	Description of Request	MOF	Initial Department Requests						Budget and Finance Recommendations						Governor's Decision					
				FY20			FY21			FY20			FY21			FY20			FY21		
				Pos (P)	Pos (T)	\$\$\$	Pos (P)	Pos (T)	\$\$\$	Pos (P)	Pos (T)	\$\$\$	Pos (P)	Pos (T)	\$\$\$	Pos (P)	Pos (T)	\$\$\$	Pos (P)	Pos (T)	\$\$\$
HTH 212	LS	HHSC Regions - Additional Subsidy - Basic Expense	A			36,907,000			39,411,000			13,000,000			13,000,000			14,500,000			14,500,000
HTH 211	LR	Kahuku Hospital - Additional Subsidy	A			1,600,000			1,600,000			1,000,000			1,000,000			1,000,000			1,000,000
HTH 214		Maui Health System - General Fund Subsidy	A			26,000,000			23,000,000			20,488,000			17,267,000			20,488,000			17,267,000
HTH 212	LS	HMC - Interventional Cardiology Program	A	6.00		1,500,000	6.00		1,000,000												
HTH 212	LS	SMMH - CT Scanner	A	1.00		1,512,000	2.00		1,473,000												
HTH 212	LS	Koloa Urgent Care Clinic	A	3.50		1,550,000	4.50		1,620,000												
HTH 212	LS	KVMH - Hospital Signage	A			525,000															
HTH 212	LS	SMMH - Hospital Signage	A			750,000															

Department of Health - Hawaii Health Systems Corporation
Proposed Budget Reductions

Table 5

Prog ID	Sub-Org	Description of Reduction	Impact of Reduction	MOF	FY20			FY21			FY19 Restriction (Y/N)
					Pos (P)	Pos (T)	\$\$\$\$	Pos (P)	Pos (T)	\$\$\$\$	
HTH212	LS	Operating Subsidy	Removes general funds for prior biennium collective bargaining raises	A			\$ 11,230,969			\$ 11,230,969	
HTH212	LS	Hilo Medical Center Cardiac Unit	Removes first-year funding from a three-year initiative	A			\$ 1,500,000			\$ 1,500,000	
HTH214	LS	Mauui Health Systems Operating Subsidy	Removes entire amount of general funds provided during fiscal year 2019	A			\$ 28,000,000			\$ 28,000,000	
		TOTAL REDUCTIONS					\$ 40,730,969			\$ 40,730,969	

Department of Health - Hawaii Health Systems Corporation
Proposed Budget Additions

Table 6

Prog ID	Sub-Org	Addition Type	Prog ID Priority	Dept-Wide Priority	Description of Addition	Justification	MOF	FY20			FY21		
								Pos (P)	Pos (T)	\$\$\$	Pos (P)	Pos (T)	\$\$\$
HTH 212	LS	AR	1	1	HHSC Regons - Additional Subsidy - Basic Expense	Basic hospital operations to pay for unfunded CB increases and healthcare inflation costs	A			14,500,000			14,500,000
HTH 211	LR	AR	1	2	Kahuku Hospital - Additional Subsidy	Increase in labor costs as a result of increases to employee base pay due to below the comparable market in Hawaii	A			1,000,000			1,000,000
HTH 214	LS	AR	1	3	Maui Health System - General Fund Subsidy	Under Act 103, SLH 2015 Maui Health System may seek funds from the State for its operating cost	A			20,488,000			17,267,000

Department of Health - Hawaii Health Systems Corporation
 FB 2017 - 2019 Restrictions

Table 7

<u>Fiscal Year</u>	<u>Prog ID</u>	<u>Sub-Org</u>	<u>MOF</u>	<u>Budgeted by Dept</u>	<u>Restriction</u>	<u>Difference Between Budgeted & Restricted</u>	<u>Percent Difference</u>	<u>Impact</u>
FY 19	HTH 212	LS	A	\$ 118,431,972	\$ 5,721,600	\$ 112,710,372	4.8%	Hawaii Health Systems Corporation will have difficulty managing cash flow through the end of fiscal year 2019 given the current level of general fund appropriation
FY 19	HTH 211	LR	A	\$ 1,800,000	\$ 90,000	\$ 1,710,000	5.0%	Kahuku will have difficulty managing cash flow through the end of fiscal year 2019 given the current level of general fund appropriation

Department of Health - Hawaii Health Systems Corporation
 Emergency Appropriation Requests

Table 8

<u>Prog ID</u>	<u>Description of Request</u>	<u>Explanation of Request</u>	<u>MOF</u>	<u>Pos (P)</u>	<u>Pos (T)</u>	<u>\$\$\$</u>
	None					

Department of Health - Hawaii Health Systems Corporation
 Expenditures Exceeding Appropriation Ceilings in FY18 and FY19

Table 9

<u>Prog ID</u>	<u>MOF</u>	<u>Date</u>	<u>Appropriation</u>	<u>Amount Exceeding Appropriation</u>	<u>Percent Exceeded</u>	<u>Reason for Exceeding Ceiling</u>	<u>Legal Authority</u>	<u>Recurring (Y/N)</u>	<u>GF Impact (Y/N)</u>
						N/A			

Department of Health - Hawaii Health Systems Corporation
 Intradepartmental Transfers in FY18 and FY19

Table 10

<u>Actual or Anticipated Date of Transfer</u>	<u>MOF</u>	<u>Pos (P)</u>	<u>Pos (T)</u>	<u>\$\$\$</u>	<u>From Prog ID</u>	<u>Percent of Program ID Appropriation Transferred From</u>	<u>To Prog ID</u>	<u>Percent of Receiving Program ID Appropriation</u>	<u>Reason for Transfer</u>	<u>Recurring (Y/N)</u>
None										

Department of Health - Hawaii Health Systems Corporation
Vacancy Report as of November 30, 2018

Table 11

Prog ID	Sub-Org	Date of Vacancy	Expected Fill Date	Position Number	Position Title	Exempt (Y/N)	SR Level	BU Code	Perm/Temp (P/T)	FTE	MOF	Budgeted Amount	Actual Salary Last Paid	Authority to Hire (Y/N)	Occupied by 89 Day Hire (Y/N)	# of 89 Hire Appts	Describe if Filled by other Means	Priority # to Retain
HTH 210	LA	4/18/2018		55539	CONTRACTS MANAGER I	N	SR24	13	P	1	B	75192	75192	N	N	0		1
HTH 210	LA	4/25/2012		109442	IT PROJECT MGR	Y		0	P	1	B	86000	86000	N	N	0		1
HTH 210	LA	1/16/2012		109439	PROJECT MGT OFFICE DIR	Y		0	P	1	B	113000	113000	N	N	0		1
HTH 210	LA	8/20/2018	ASAP	109441	DIR OF IT OPERATIONS	Y		0	P	1	B	150655	150655	Y	N	0	On-going recruitment	1
HTH 210	LA	12/31/2017		109472	DIR MEANINGFUL USE & IT BUDGET	Y		0	P	1	B	113000	58.84	N	N	0		1
HTH 210	LA	9/1/2018	ASAP	109705	PRIVATE SECRETARY	Y		0	P	1	B	57500	0	Y	N	0	On-going recruitment	1
HTH 210	LA	5/8/2018	ASAP	57858	INFO TECHNOLOGY SPCLT V	N	SR24	13	P	1	B	70932	70932	Y	N	0	On-going recruitment	1
HTH 210	LA	8/1/2018		53408	INFO TECHNOLOGY SPCLT V	N	SR24	13	P	1	B	84876	84876	N	N	0		1
HTH 210	LA	8/1/2017		57271	INFO TECHNOLOGY SPCLT V	N	SR24	13	P	1	B	63060	63060	N	N	0		1
HTH 210	LA	8/22/2013		57826	INFO TECHNOLOGY SPCLT V	N	SR24	13	P	1	B	59616	55236	N	N	0		1
HTH 210	LA	11/19/2013		57863	INFO TECHNOLOGY SPCLT V	N	SR24	13	P	1	B	59616	55236	N	N	0		1
HTH 210	LA	11/19/2013		57864	INFO TECHNOLOGY SPCLT V	N	SR24	13	P	1	B	59616	55236	N	N	0		1
HTH 210	LA	7/7/2015		57876	INFO TECHNOLOGY SPCLT V	N	SR24	13	T	1	B	59616	55236	N	N	0		1
HTH 210	LA	3/1/2014		57279	INFO TECHNOLOGY SPCLT VI	N	SR26	13	P	1	B	64476	59736	N	N	0		1
HTH 210	LA	8/22/2013		57825	INFO TECHNOLOGY SPCLT VI	N	SR26	23	P	1	B	64476	59736	N	N	0	Position abolished 12/1/18	N/A
HTH 210	LA	12/30/2017		57829	REGISTERED PROF NURSE IV	N	SR22	9	P	1	B	100284	118824	N	N	0		1
HTH 210	LA	12/13/2014		57294	PHARMACY TECHNICIAN FP	N	HE06	10	P	1	B	41592	40368	N	N	0		1
HTH 210	LA	8/16/2018		56604	INFO TECHNOLOGY SUPPT TECH II	N	SR15	3	P	1	B	37752	40848	N	N	0	Position abolished 12/1/18	N/A
HTH 210	LA	2/1/2018		56605	INFO TECHNOLOGY SUPPT TECH II	N	SR15	3	P	1	B	37752	38364	N	N	0	Position abolished 12/1/18	N/A
HTH 210	LA	3/1/2018		56606	INFO TECHNOLOGY SUPPT TECH II	N	SR15	3	P	1	B	37752	39948	N	N	0	Position abolished 12/1/18	N/A
HTH 210	LA	2/1/2018		57820	INFO TECHNOLOGY SPCLT I	N	SR16	13	P	1	B	41856	45348	Y	N	0	On-going recruitment	1
HTH 210	LA	10/16/2018		57821	INFO TECHNOLOGY SPCLT II	N	SR18	13	P	1	B	45288	47172	Y	N	0	On-going recruitment	1
HTH 210	LA	11/22/2013	ASAP	57868	INFO TECHNOLOGY SPCLT II	N	SR18	13	P	1	B	45288	41964	Y	N	0	On-going recruitment	1
HTH 210	LA	10/1/2016		58355	INFO TECHNOLOGY SPCLT II	N	SR18	13	P	1	B	45288	41964	Y	N	0	On-going recruitment	1
HTH 210	LA	10/16/2018		57867	INFO TECHNOLOGY SPCLT III	N	SR20	13	P	1	B	48948	48948	Y	N	0	On-going recruitment	1
HTH 210	LA	4/14/2016		57284	INFO TECHNOLOGY SPCLT VI	N	SR26	13	P	1	B	64476	59736	N	N	0	Position abolished 12/1/18	N/A
HTH 210	LA	7/1/2017		58361	REGISTERED PROF NURSE IV	N	SR22	9	T	0.4	B	48.21	47.15	N	N	0		1
HTH 210	LA	3/31/2018		57857	REVENUE CYCLE ANALYST V	N	SR24	13	P	1	B	59616	83004	N	N	0		1
HTH 210	LA	12/30/2017		55691	CHARGEMASTER MGR	N	SR26	13	P	1	B	64476	89760	N	N	0		1
HTH 210	LA	7/1/2011		37486	SECRETARY IV	N	SR18	63	P	1	B	42480	39492	N	N	0	Return rights from exempt position	1
HTH 210	LA	10/24/2016		56609	HUMAN RESOURCES OFFICER	N	EM03	35	P	1	B	86052	86052	Y	N	0		1
HTH 210	LA	10/1/2015		57873	HUMAN RESOURCES MANAGER	N	EM05	35	P	1	B	94872	94872	Y	N	0		1
HTH 210	LA	10/1/2018	ASAP	109713	PRIVATE SECRETARY	Y		0	T	1	B	28.37	0	Y	N	0	On-going recruitment	1
HTH 210	LA	7/17/2017		109635	MAUI CIP DIRECTOR	Y		0	T	1	B	59592	59592	N	N	0		1
HTH 212	LS	5/1/2018	2/1/2019	40275	CERTIFIED NURSE AIDE FP	N	HE04	10	P	1	B	41861	40116	N	N	0	n/a	18
HTH 212	LS	7/31/2017	2/1/2019	56161	CERTIFIED NURSE AIDE FP	N	HE04	10	P	1	B	40522	39324	Y	N	0	n/a	19
HTH 212	LS	10/9/2018	2/1/2019	18323	LICENSED PRACTICAL NURSE FP	N	HE08	10	P	1	B	46920	44964	Y	N	0	n/a	20
HTH 212	LS	4/1/2017	n/a	54334	PROGRAM SPECIALIST (AGING) V	N	SR24	13	P	1	B	0	66864	N	N	0	n/a	81
HTH 212	LS	6/1/2017	n/a	55258	REHABILITATION SVCS MGR	N	SR26	13	P	1	B	0	87996	N	N	0	n/a	75
HTH 212	LS	2/24/2018	7/1/2019	57957	OCCUP THERAPY ASST FP	N	HE10	10	P	1	B	55022	52728	N	N	0	n/a	65
HTH 212	LS	8/1/2017	2/1/2019	18427	KITCHEN HELPER	N	BC02	1	P	1	B	41405	43308	Y	Y	1	n/a	54
HTH 212	LS	8/16/2017	2/1/2019	18433	KITCHEN HELPER	N	BC02	1	P	1	B	41405	38928	Y	N	0	n/a	55
HTH 212	LS	12/31/2015	2/1/2019	18439	KITCHEN HELPER	N	BC02	61	P	1	B	41405	40176	Y	Y	8	n/a	56
HTH 212	LS	10/16/2018	2/1/2019	56475	KITCHEN HELPER	N	BC02	1	P	1	B	41405	40176	Y	N	0	n/a	57
HTH 212	LS	5/5/2017	7/1/2019	18413	INSTITUTION FOOD SVCS MGR II	N	F-108	2	P	1	B	58558	55152	N	N	0	n/a	64
HTH 212	LS	11/5/2018	2/1/2019	58666	GROUNDKEEPER I	N	BC02	1	T	1	B	0	40176	Y	N	0	n/a	61
HTH 212	LS	10/1/2016	2/1/2019	18477	ENVIRO SVCS WKR II	N	BC02	1	P	1	B	41405	37416	N	N	0	n/a	59
HTH 212	LS	12/31/2016	2/1/2019	18501	ENVIRO SVCS WKR II	N	BC02	1	P	1	B	41405	28160	N	N	0	n/a	60
HTH 212	LS	8/23/2011	2/1/2019	57177	ENVIRO SVCS WKR II	N	BC02	1	T	1	B	41405	38928	Y	N	0	n/a	58
HTH 212	LS	3/31/2018	n/a	18462	ELECTRICIAN I	N	BC10	1	P	1	B	0	54180	N	N	0	n/a	80
HTH 212	LS	4/1/2017	2/1/2019	18458	BLDG MAINT HELPER	N	BC05	1	P	1	B	45951	42456	Y	N	0	n/a	62
HTH 212	LS	12/31/2015	1/16/2019	18532	ACCOUNT CLERK III	N	SR11	3	P	1	B	32459	42684	Y	N	0	n/a	0
HTH 212	LS	1/1/2018	n/a	109381	ASST HOSPITAL ADMR	Y		0	P	1	B	0	125000	N	N	0	n/a	83
HTH 212	LS	9/1/2017	n/a	55730	HUMAN RESOURCES SPECIALIST III	N	SR20	73	P	1	B	0	70932	N	N	0	n/a	69
HTH 212	LS	10/20/2018	1/16/2019	55256	HEALTH INFO TECH III	N	SR15	3	P	1	B	60795	60420	Y	N	0	n/a	4
HTH 212	LS	6/23/2014	2/1/2019	57955	HEALTH INFO ADMR	N	SR24	23	P	1	B	59620	58308	Y	N	0	n/a	53
HTH 212	LS	12/1/2017	n/a	54088	REGISTERED PROF NURSE V	N	SR23	9	P	1	B	0	120552	N	N	0	n/a	79
HTH 212	LS	7/29/2018	2/1/2019	109642	PER DIEM NURSE	Y	RD01	79	T	0.3	B	48.11	48.11	Y	Y	4	n/a	24
HTH 212	LS	4/12/2018	2/1/2019	109644	PER DIEM NURSE	Y	RD01	79	T	0.3	B	48.11	48.11	Y	Y	3	n/a	25

Department of Health - Hawaii Health Systems Corporation
 Vacancy Report as of November 30, 2018

Table 11

HTH 212	LS	10/24/2018	2/1/2019	109680	PER DIEM NURSE	Y	RD01	79	T	0.3	B	48.11	49.19	Y	Y	2	n/a	26
HTH 212	LS	10/1/2017	2/1/2019	109555	PER DIEM CNA	Y		70	T	0.3	B	20	19.6	Y	Y	2	n/a	6
HTH 212	LS	9/14/2017	2/1/2019	109653	PER DIEM CNA	Y		70	T	0.3	B	20	19.6	Y	N	0	n/a	32
HTH 212	LS	9/14/2017	2/1/2019	109654	PER DIEM CNA	Y		70	T	0.3	B	20	19.6	Y	N	0	n/a	33
HTH 212	LS	9/14/2017	2/1/2019	109655	PER DIEM CNA	Y		70	T	0.3	B	20	19.6	Y	N	0	n/a	34
HTH 212	LS	9/14/2017	2/1/2019	109656	PER DIEM CNA	Y		70	T	0.3	B	20	19.6	Y	N	0	n/a	35
HTH 212	LS	9/14/2017	2/1/2019	109657	PER DIEM CNA	Y		70	T	0.3	B	20	19.6	Y	N	0	n/a	36
HTH 212	LS	4/11/2018	2/1/2019	109684	PER DIEM CNA	Y		70	T	0.3	B	20	20	Y	N	0	n/a	37
HTH 212	LS	4/11/2018	2/1/2019	109685	PER DIEM CNA	Y		70	T	0.3	B	20	20	Y	N	0	n/a	38
HTH 212	LS	4/11/2018	2/1/2019	109686	PER DIEM CNA	Y		70	T	0.3	B	20	20	Y	N	0	n/a	39
HTH 212	LS	4/11/2018	2/1/2019	109687	PER DIEM CNA	Y		70	T	0.3	B	20	20	Y	N	0	n/a	40
HTH 212	LS	4/11/2018	2/1/2019	109688	PER DIEM CNA	Y		70	T	0.3	B	20	20	Y	N	0	n/a	41
HTH 212	LS	4/11/2018	2/1/2019	109689	PER DIEM CNA	Y		70	T	0.3	B	20	20	Y	N	0	n/a	42
HTH 212	LS	5/1/2018	not open	54255	REGISTERED PROF NURSE III	N	SR20	9	P	0.9	B	\$94,618.80	\$ 58,692.00	N	N			1
HTH 212	LS	4/20/2018	2/25/2019	56211	REGISTERED PROF NURSE III	N	SR20	9	P	0.9	B	\$94,618.80	\$ 94,618.80	Y	N			1
HTH 212	LS	11/25/2018	2/25/2019	54246	REGISTERED PROF NURSE III	N	SR20	9	P	0.9	B	\$90,061.20	\$ 94,381.20	Y	N			1
HTH 212	LS	9/16/2018	not open	20515	REGISTERED PROF NURSE III	N	SR20	9	P	0.9	B	\$102,564.00	\$ 54,936.00	Y	N			1
HTH 212	LS	11/2/2018	not open	20556	NURSE AIDE ENTRY	N	HE02	10	P	0.5	B	\$18,756.00	\$ 18,756.00	N	N			1
HTH 212	LS	6/1/2018	not open - new 10/3/18	25290	REGISTERED PROF NURSE III	N	SR20	9	P	0.9	B	\$102,564.00		Y	N			1
HTH 212	LS	11/30/2018	not open	47839	REGISTERED PROF NURSE III	N	SR20	9	P	1	B	\$110,436.00	\$ 102,324.00	N	N			1
HTH 212	LS	11/1/2018	not open	54271	REGISTERED PROF NURSE III	N	SR20	9	P	1	B	\$100,068.00	\$ 102,324.00	Y	N			1
HTH 212	LS	5/14/2018	not open	54437	REGISTERED PROF NURSE III	N	SR20	9	P	0.9	B	\$90,061.20	\$ 77,316.00	N	N			1
HTH 212	LS	11/1/2018	not open	57156	NURSE AIDE FP	N	HE04	10	P	1	B	\$38,832.00	\$ 38,076.00	N	N			1
HTH 212	LS	11/3/2018	not open	57314	CERTIFIED NURSE AIDE FP	N	HE04	10	P	1	B	\$40,116.00	\$ 41,592.00	Y	N			1
HTH 212	LS	8/1/2018	not open	57621	REGISTERED PROF NURSE III	N	SR20	9	P	0.9	B	\$121,572.00	\$ 112,920.00	Y	N			1
HTH 212	LS	3/1/2018	not open	58629	REGISTERED PROF NURSE III	N	SR20	9	P	0.9	B	\$0.00	\$ 90,061.20	Y	N			1
HTH 212	LS	10/31/2018	1/10/2019	38757	NURSE AIDE FP	N	HE04	10	P	1	B	\$40,116.00	\$ 38,832.00	Y	N			1
HTH 212	LS	10/15/2018	1/28/2019	51524	CERTIFIED NURSE AIDE FP	N	HE04	10	P	1	B	\$40,116.00	\$ 29,352.00	Y	N			1
HTH 212	LS	7/28/2018	1/28/2019	54181	CERTIFIED NURSE AIDE FP	N	HE04	10	P	1	B	\$27,182.40	\$ 40,116.00	Y	N			1
HTH 212	LS	4/11/2018	2/25/2019	57536	REGISTERED PROF NURSE III	N	SR20	9	P	0.9	B	\$92,307.60	\$ 90,972.00	Y	N			1
HTH 212	LS	12/21/2016	not open	58507	REGISTERED PROF NURSE IV	N	SR22	9	P	1	B	\$98,076.00	\$ 115,644.00	N	N			1
HTH 212	LS	6/22/2018	not open	58611	REGISTERED PROF NURSE III	N	SR20	9	P	1	B	\$107,760.00	\$ 88,968.00	Y	N			1
HTH 212	LS	9/28/2018	not open	58829	NURSE AIDE FP	N	HE04	10	P	1	B	\$0.00	\$ 38,832.00	N	N			1
HTH 212	LS	11/3/2018	3/11/2019	109505	PHYSICIAN (EXTENDER)	Y		0	P	1	B	\$118,000.00	\$ 130,000.00	Y	N			1
HTH 212	LS	1/24/2017	1/28/2019 - new 4/18/18	109592	STAFF SURGEON	Y		0	T	0.5	B	\$137,500.00		Y				1
HTH 212	LS	10/30/2018	not open	20521	REGISTERED PROF NURSE III	N	SR20	9	P	0.5	B	\$55,218.00	\$ 56,460.00	N	N			1
HTH 212	LS	9/1/2018	not open	30855	REGISTERED PROF NURSE III	N	SR20	9	P	0.9	B	\$0.00	\$ 112,920.00	Y	N			1
HTH 212	LS	6/10/2018	not open	45808	REGISTERED PROF NURSE III	N	SR20	9	P	0.9	B	\$82,051.20	\$ 82,051.20	Y	N			1
HTH 212	LS	6/2/2018	2/25/2019	54434	REGISTERED PROF NURSE V	N	SR23	29	P	1	B	\$102,024.00	\$ 114,768.00	Y	N			1
HTH 212	LS	11/22/2018	1/14/2019	33995	CLERK IV	N	SR10	3	P	1	B	\$30,372.00	\$ 31,056.00	Y	N			1
HTH 212	LS	10/1/2018	not open - new 7/1/18	41194	REGISTERED PROF NURSE III	N	SR20	9	P	0.9	B	\$90,061.20		N				1
HTH 212	LS	9/16/2018	2/25/2019	46630	REGISTERED PROF NURSE III	N	SR20	9	P	0.5	B	\$51,282.00	\$ 52,434.00	Y	N			1
HTH 212	LS	3/8/2018	not open	55453	REGISTERED PROF NURSE III	N	SR20	9	P	0.9	B	\$0.00	\$ 900,612.00	N	N			1
HTH 212	LS	2/15/2018	not open	57798	REGISTERED PROF NURSE III	N	SR20	9	P	0.9	B	\$80,054.40	\$ 90,708.00	N	N			1
HTH 212	LS	3/14/2018	not open	58396	REGISTERED PROF NURSE III	N	SR20	9	P	0.8	B	\$50,034.00	\$ 50,034.00	Y	N			1
HTH 212	LS	3/1/2017	not open	20581	LICENSED PRACTICAL NURSE FP	N	HE08	10	P	1	B	\$44,964.00	\$ 45,840.00	N	N			1
HTH 212	LS	9/1/2017	not open	20677	CERTIFIED NURSE AIDE FP	N	HE04	10	P	1	B	\$38,832.00	\$ 30,756.00	N	N			1
HTH 212	LS	10/1/2018	not open	47888	REGISTERED PROF NURSE III	N	SR20	9	P	1	B	\$110,436.00	\$ 112,920.00	N	N			1
HTH 212	LS	11/11/2018	2/25/2019	20506	REGISTERED PROF NURSE III	N	SR20	9	P	0.9	B	\$80,071.20	\$ 92,091.60	Y	N			1
HTH 212	LS	11/1/2018	2/25/2019 - new 12/4/18	55621	REGISTERED PROF NURSE III	N	SR20	9	P	0.8	B	\$92,307.60		Y				1
HTH 212	LS	8/1/2018	not open	57260	REGISTERED PROF NURSE III	N	SR20	9	P	0.9	B	\$90,061.20	\$ 39,024.00	Y	N			1
HTH 212	LS	11/27/2012	2/25/2019	57636	CERTIFIED NURSE AIDE FP	N	HE04	10	T	0.1	B	\$3,751.20	\$ 18.67	Y	Y	2		1
HTH 212	LS	11/16/2018	not open - new 10/31/17	58021	EMERGENCY ROOM ASST ENTRY	N	HE06	10	P	1	B	\$43,248.00		N				1
HTH 212	LS	11/24/2014	not open - new 7/1/18	58089	HOSP HAZ MTRLS SPLCT IV	N	SR22	13	T	0.1	B	\$5,179.20		N				1
HTH 212	LS	8/4/2018	not open	58228	REGISTERED PROF NURSE III	N	SR20	9	P	0.9	B	\$92,307.60	\$ 94,381.20	Y	N			1
HTH 212	LS	8/1/2018	not open - new 7/1/18	58353	REGISTERED PROF NURSE III	N	SR20	9	P	0.6	B	\$0.00		N				1
HTH 212	LS	9/18/2018	12/26/2018 - new 9/18/18	58825	SOCIAL WORKER III	N	SR20	13	P	1	B	\$0.00		Y				1
HTH 212	LS	8/25/2016		58281	TRAUMA REGISTRAR TECH I	N	SR10	3	P	1	B	\$0.00	\$ 28,872.00	N	N			1
HTH 212	LS	4/11/2018	2/1/2019	54669	CLINIC RECEPTIONIST I	N	SR11	3	P	1	B	\$38,364.00	\$ 38,364.00	Y	N			1
HTH 212	LS	11/1/2018	2/1/2019 - new 11/1/18	58860	CLERICAL SUPERVISOR III	N	SR14	4	T	1	B	\$0.00		Y				1
HTH 212	LS	3/1/2018	not open	57784	REGISTERED PROF NURSE III	N	SR20	9	P	0.9	B	\$0.00	\$ 52,566.00	Y	N			1
HTH 212	LS	9/13/2018	2/25/2019	58709	SURGICAL TECHNICIAN FP	N	HE08	10	P	1	B	\$44,964.00	\$ 46,752.00	Y	N			1
HTH 212	LS	8/1/2018	1/28/2019	109255	STAFF PHYSICIAN	Y		0	P	1	B	\$255,000.00	\$ 447,000.00	Y	N			1

Department of Health - Hawaii Health Systems Corporation
 Vacancy Report as of November 30, 2018

Table 11

HTH 212	LS	6/20/2018	not open	109537	STAFF PHYSICIAN	Y		0	T	0.1	B	\$0.00	\$ 166.67	N	Y	1	1
HTH 212	LS	8/1/2018	not open	109695	STAFF PHYSICIAN	Y		0	T	0.1	B	\$0.00	\$ 166.67	N	Y	1	1
HTH 212	LS	5/6/2018	not open - new 5/8/18	109696	STAFF PHYSICIAN	Y		0	T	0.1	B	\$0.00		N			
HTH 212	LS	1/6/2018	3/18/2019	47563	IMAGING SPECIALIST II	N	SR18	13	P	1	B	\$65,304.00	\$ 65,304.00	Y			1
HTH 212	LS	5/16/2017	3/18/2019	47664	IMAGING SPECIALIST II	N	SR18	13	P	1	B	\$0.00	\$ 54,552.00	Y	N		1
HTH 212	LS	7/1/2017	1/28/2019 - new 7/1/18	54395	IMAGING TECHNOLOGIST	N	SR16	3	P	1	B	\$0.00		Y			1
HTH 212	LS	7/17/2017	3/18/2019 - new 7/1/18	58615	IMAGING SPECIALIST I	N	SR16	13	T	1	B	\$52,000.00		Y			1
HTH 212	LS	9/1/2018	10/22/2018	54543	REGISTERED PROF NURSE III	N	SR20	9	P	1	B	\$110,436.00	\$ 112,920.00	Y	N		1
HTH 212	LS	7/2/2016		57073	TUMOR REGISTRAR TECH II	N	SR12	3	P	1	B	\$35,472.00	\$ 48,024.00	N	N		1
HTH 212	LS	10/25/2018	1/28/2019	57149	LICENSED PRACTICAL NURSE FP	N	HE08	10	P	1	B	\$44,964.00	\$ 46,752.00	Y	N		1
HTH 212	LS	12/10/2015	not open - new 10/5/18	58282	REGISTERED PROF NURSE III	N	SR20	9	P	1	B	\$26,690.40		Y			1
HTH 212	LS	11/23/2018	not open	55810	IMAGING SPECIALIST IV	N	SR22	13	P	1	B	\$70,008.00	\$ 71,172.00	N	N		1
HTH 212	LS	1/26/2017	not open	58386	IMAGING SPECIALIST IV	N	SR22	13	P	1	B	\$44,292.00	\$ 52,824.00	N	N		1
HTH 212	LS	6/27/2018	4/22/2019	58098	IMAGING SPECIALIST IV	N	SR22	13	P	1	B	\$51,792.00	\$ 65,568.00		N		1
HTH 212	LS	6/30/2018	not open	26964	RESPIRATORY THERAPY TECH FP	N	HE12	10	P	1	B	\$70,392.00	\$ 70,392.00	N	N		1
HTH 212	LS	7/30/2018	2/4/2019	33108	RESPIRATORY THERAPY TECH FP	N	HE12	10	P	1	B	\$68,556.00	\$ 68,556.00	Y	N		1
HTH 212	LS	10/16/2018	2/4/2019	55290	RESPIRATORY THERAPY TECH FP	N	HE12	10	P	1	B	\$57,120.00	\$ 59,580.00	Y	N		1
HTH 212	LS	8/17/2017	not open	20444	PHYSICAL THERAPIST III	N	SR20	13	P	1	B	\$82,524.00	\$ 84,456.00	N	N		1
HTH 212	LS	8/6/2014	not open	54992	PHYSICAL THERAPIST III	N	SR20	13	P	0.8	B	\$0.00	\$ 47,440.80	N	N		1
HTH 212	LS	6/9/2009	not open	56647	PHYSICAL THERAPIST III	N	SR20	13	T	0.3	B	\$0.00	\$ 30.00	N	Y	3	1
HTH 212	LS	10/25/2016	3/11/2019	57606	PHYSICAL THERAPIST III	N	SR20	13	P	0.5	B	\$0.00	\$ 31,968.00	Y	N		1
HTH 212	LS	3/31/2016	not open	55281	SPEECH PATHOLOGIST III	N	SR20	13	P	1	B	\$0.00	\$ 72,996.00	N	N		1
HTH 212	LS	8/22/2016	not open	58392	SPEECH PATHOLOGIST III	N	SR20	13	T	0.1	B	\$7,551.60	\$ 35.09	N	Y	4	1
HTH 212	LS	9/27/2018	10/29/2018	20494	REGISTERED PROF NURSE III	N	SR20	9	P	0.9	B	\$80,071.20	\$ 81,859.20	Y	N		1
HTH 212	LS	11/19/2018	2/25/2019	20529	REGISTERED PROF NURSE III	N	SR20	9	P	0.9	B	\$92,307.60	\$ 94,381.20	Y	N		1
HTH 212	LS	11/1/2018	2/25/2019	26442	REGISTERED PROF NURSE III	N	SR20	9	P	0.6	B	\$60,040.80	\$ 50,320.80	Y	N		1
HTH 212	LS	2/2/2018	not open	44751	REGISTERED PROF NURSE III	N	SR20	9	P	0.9	B	\$99,392.40	\$ 99,392.40	Y	N		1
HTH 212	LS	10/23/2018	2/25/2019	57533	REGISTERED PROF NURSE III	N	SR20	9	P	0.9	B	\$80,071.20	\$ 46,389.60	Y	N		1
HTH 212	LS	11/1/2018	1/28/2019 - new 10/5/18	58008	NURSE AIDE FP	N	HE04	10	T	0.9	B	\$3,807.60		Y			1
HTH 212	LS	6/9/2018	not open	58354	REGISTERED PROF NURSE III	N	SR20	9	P	0.6	B	\$0.00	\$ 44,020.80	N	N		1
HTH 212	LS	11/28/2018	2/1/2019	57370	CLINIC RECEPTIONIST I	N	SR11	3	P	1	B	\$34,140.00	\$ 32,256.00	Y	N		1
HTH 212	LS	7/1/2018	not open	109521	STAFF PHYSICIAN	Y		0	P	0.1	B	\$70,000.00	\$ 70,000.00	N	N		1
HTH 212	LS	7/1/2018	not open	109522	RESIDENT PHYSICIAN	Y		0	P	1	B	\$65,000.00	\$ 65,000.00	N	N		1
HTH 212	LS	11/20/2018	3/11/2019	109626	PHYSICIAN (EXTENDER)	Y		0	P	1	B	\$0.00	\$ 110,000.00	Y	N		1
HTH 212	LS	9/1/2017	1/7/2019	20349	HOSP ROOM SERVICE ATTENDANT	N	BC03	1	P	1	B	\$0.00	\$ 22,260.00	Y	N		1
HTH 212	LS	9/28/2018	12/3/2018	20350	DIETARY AIDE	N	BC03	1	P	1	B	\$40,020.00	\$ 41,304.00	Y	N		1
HTH 212	LS	11/1/2017		20353	DIETARY AIDE	N	BC03	1	P	1	B	\$0.00	\$ 40,020.00	N	N		1
HTH 212	LS	9/30/2018	2/1/2019	20355	KITCHEN HELPER	N	BC02	1	P	1	B	\$38,928.00	\$ 40,176.00	Y	N		1
HTH 212	LS	9/1/2018		58083	HOSP ROOM SERVICE ATTENDANT	N	BC03	1	P	1	B	\$40,020.00	\$ 41,304.00	N	N		1
HTH 212	LS	2/1/2017	New 6/1/18	58522	DIETARY AIDE	N	BC03	1	T	0.1	B	\$0.00		N			1
HTH 212	LS	11/23/2018	2/1/2019 - new 11/23/18	58863	INSTITUTION FOOD SVCS MGR II	N	F-108	2	P	1	B	\$0.00		Y			1
HTH 212	LS	11/29/2018	12/5/2018	20398	LAUNDRY WORKER I	N	BC03	1	P	1	B	\$40,020.00	\$ 41,304.00	Y	N		1
HTH 212	LS	11/16/2018		20404	LAUNDRY HELPER I	N	BC02	1	P	1	B	\$38,928.00	\$ 38,928.00	N	N		1
HTH 212	LS	1/20/2018	2/1/2019	56938	SOCIAL SVC ASST V	N	SR13	3	P	1	B	\$38,364.00	\$ 38,364.00	Y	N		1
HTH 212	LS	4/1/2017	2/1/2019	57081	SOCIAL SVC ASST V	N	SR13	3	P	1	B	\$34,140.00	\$ 35,676.00	Y	N		1
HTH 212	LS	4/3/2018	12/3/2018	54265	STORES CLERK II	N	SR08	3	P	1	B	\$39,948.00	\$ 28,728.00	Y	N		1
HTH 212	LS	9/3/2018	2/1/2019	54960	STORES CLERK II	N	SR08	3	P	1	B	\$28,092.00	\$ 28,092.00	Y	N		1
HTH 212	LS	11/15/2018	2/11/2019 - new 11/15/18	58864	PHARMACY TECHNICIAN FP	N	HE06	10	P	1	B	\$0.00		Y			1
HTH 212	LS	11/15/2018	2/11/2019 - new 11/15/18	58865	PHARMACY TECHNICIAN FP	N	HE06	10	P	1	B	\$0.00		Y			1
HTH 212	LS	1/1/2017	3/1/2019 - 8/13/18	57613	ACCOUNT CLERK III	N	SR11	3	P	1	B	\$51,636.00		Y			1
HTH 212	LS	3/3/2017		57894	ACCOUNT CLERK III	N	SR11	3	P	1	B	\$0.00	\$ 24,636.00	N	N		1
HTH 212	LS	8/3/2018	not open - new 10/5/18	58508	PROCUREMENT & SUPPLY SPCLT III	N	SR20	13	P	0.9	B	\$88,968.00		N			1
HTH 212	LS	11/14/2017	2/25/2019 - new 10/4/18	58722	PROCUREMENT & SUPPLY SPCLT III	N	SR20	13	P	1	B	\$51,792.00		Y			1
HTH 212	LS	9/1/2016	New - 6/1/18	58104	GENERAL LABORER II	N	BC03	1	P	1	B	\$40,020.00		N			1
HTH 212	LS	5/1/2018		20362	ENVIRON SVCS SUPERVISOR I	N	F-102	2	P	1	B	\$52,572.00	\$ 38,928.00	N	N		1
HTH 212	LS	10/16/2018	12/17/2018	20373	ENVIRON SVCS WKR II	N	BC02	1	P	1	B	\$38,928.00	\$ 13.79	Y	Y	2	1
HTH 212	LS	11/29/2018		20377	ENVIRON SVCS WKR II	N	BC02	1	P	1	B	\$38,928.00	\$ 40,176.00	N	N		1
HTH 212	LS	11/29/2018	1/14/2019	33249	ENVIRON SVCS WKR II	N	BC02	1	P	1	B	\$38,928.00	\$ 40,176.00	Y	N		1
HTH 212	LS	9/17/2018	New - 7/1/18	58335	BLDG & GRDS SUPVVR II	N	F-209	2	P	1	B	\$64,008.00		N			1
HTH 212	LS	1/1/2018	not open - new 7/1/18	57147	ASST INFO TECH & COMM SVCS DIR	N	EM06	35	P	1	B	\$0.00		N			1
HTH 212	LS	11/15/2018	2/25/2018	109650	ASST ADMR/SPECIAL/CONSTR PROJ	Y		0	P	1	B	\$85,000.00	\$ 78,000.00	Y	N		1
HTH 212	LS	4/15/2016	not open - New 7/1/18	57094	INFO TECHNOLOGY SPCLT IV	N	SR22	13	P	1	B	\$58,308.00		Y			1
HTH 212	LS	10/11/2018	1/14/2019	56303	INFO TECHNOLOGY SPCLT III	N	SR20	13	P	1	B	\$51,792.00	\$ 52,956.00	Y	N		1

Department of Health - Hawaii Health Systems Corporation
Vacancy Report as of November 30, 2018

Table 11

HTH 212	LS	11/16/2018	1/14/2019 - New 9/16/18	58280	MANAGEMENT ANALYST II	N	SR18	13	P	1	B	\$47,868.00			Y				1
HTH 212	LS	8/2/2018	12/3/2018 - new 11/29/18	58330	ACCOUNTANT III	N	SR20	13	P	1	B	\$60,636.00			Y				1
HTH 212	LS	10/29/2018	5/20/2019 - new 10/19/18	58857	ACCOUNTANT I	N	SR16	13	T	1	B	\$44,292.00			Y				1
HTH 212	LS	11/1/2018	2/1/2019 - 7/1/18	55593	PRE AUDIT CLERK I	N	SR11	3	P	1	B	\$31,548.00			Y				1
HTH 212	LS	11/16/2018	2/1/2019	53732	PATIENT ACCOUNT REP III	N	SR15	3	P	1	B	\$41,544.00	\$ 36,516.00		Y	N			1
HTH 212	LS	12/10/2015	New 7/1/18	58284	PATIENT ACCOUNT REP V	N	SR19	3	T	1	B	\$0.00			N				1
HTH 212	LS	3/2/2013		108552	STUDENT HELPER I	Y		0	T	0.48	B	\$0.00	\$ 7.25		Y		1		1
HTH 212	LS	12/30/2017	not open	108953	ASST ADMR	Y		0	P	0.3	B	\$0.00	\$ 130,000.00		N	N			1
HTH 212	LS	12/1/2017		21489	PATIENT ACCESS REP IV	N	SR17	3	P	1	B	\$39,948.00	\$ 47,868.00		N	N			1
HTH 212	LS	9/1/2018	2/1/2019	26441	PATIENT ACCESS REP I	N	SR11	3	P	1	B	\$34,140.00	\$ 32,256.00		Y				1
HTH 212	LS	6/28/2018		31696	PATIENT ACCESS REP I	N	SR11	3	P	1	B	\$34,140.00	\$ 32,856.00		N	N			1
HTH 212	LS	8/6/2017		55739	PATIENT ACCESS REP I	N	SR11	3	P	1	B	\$31,548.00	\$ 32,424.00		N	N			1
HTH 212	LS	7/13/2018	2/1/2019 - new 7/1/18	55977	PATIENT ACCESS REP II	N	SR13	3	P	1	B	\$39,948.00			Y				1
HTH 212	LS	1/16/2018	2/1/2019	56515	PATIENT ACCESS REP I	N	SR11	3	P	1	B	\$44,892.00	\$ 29,988.00		Y	N			1
HTH 212	LS	1/16/2018	New 7/1/18	56651	PATIENT ACCESS REP II	N	SR13	3	P	0.5	B	\$0.00			N				1
HTH 212	LS	9/30/2017		57765	PATIENT ACCESS REP I	N	SR11	3	P	1	B	\$31,548.00	\$ 44,232.00		N	N			1
HTH 212	LS	6/1/2013		108551	STUDENT HELPER I	Y		0	T	0.48	B	\$0.00	\$ 7.25		Y		1		1
HTH 212	LS	8/21/2015		101977	STUDENT HELPER I	Y		0	T	0.48	B	\$0.00	\$ 7.75		Y		1		1
HTH 212	LS	11/6/2018	2/1/2019	57303	CLERK IV	N	SR10	3	P	1	B	\$24,282.00	\$ 33,600.00		Y	N			1
HTH 212	LS	9/1/2018	2/25/2018	108986	ASST HOSPITAL ADMR	Y		0	P	1	B	\$131,000.00	\$ 131,000.00		Y	N			1
HTH 212	LS	10/3/2016	not open	55535	CONTRACTS MANAGER II	N	SR26	13	P	1	B	\$105,000.00	\$ 33,594.00		N	N			1
HTH 212	LS	1/16/2014	not open - new 7/1/18	57896	HUMAN RESOURCES SPECIALIST II	N	SR18	73	T	0.1	B	\$4,429.20			N				1
HTH 212	LS	8/9/2017	not open	58526	HUMAN RESOURCES CLERK II	N	SR07	63	T	0.5	B	\$13,476.00	\$ 13,836.00		N	N			1
HTH 212	LS	11/5/2018	12/30/2018 - new 11/5/18	58859	HUMAN RESOURCES SPECIALIST IV	N	SR22	73	P	1	B	\$0.00			Y				1
HTH 212	LS	6/7/2018	not open	109550	RESIDENT PHYSICIAN	Y		0	P	1	B	\$55,000.00	\$ 60,000.00		N	N			1
HTH 212	LS	11/1/2018	not open	109536	STAFF PHYSICIAN	Y		0	T	0.1	B	\$20,800.00	\$ 100.00		N	Y	1		1
HTH 212	LS	5/1/2018	7/1/2019	20694	CODER I	N	SR13	3	P	1	B	\$39,072.00	\$ 37,968.00		Y	N			1
HTH 212	LS	6/29/2018		56061	HEALTH INFO CLK I	N	SR08	3	P	0.5	B	\$0.00	\$ 15,186.00		N	N			1
HTH 212	LS	11/16/2018	2/1/2019	56751	HEALTH INFO CLK I	N	SR08	3	P	1	B	\$28,092.00	\$ 31,236.00		Y	N			1
HTH 212	LS	11/16/2018	2/1/2019	57486	HEALTH INFO CLK I	N	SR08	3	P	1	B	\$28,092.00	\$ 28,728.00		Y	N			1
HTH 212	LS	7/1/2017	New 7/1/18	57901	HEALTH INFO CLK I	N	SR08	3	P	0.5	B	\$0.00			N				1
HTH 212	LS	7/5/2016	2/1/2019 - new 7/1/18	58382	HEALTH INFO CLK I	N	SR08	3	T	1	B	\$28,092.00			Y				1
HTH 212	LS	8/4/2017	2/1/2019	58383	HEALTH INFO CLK I	N	SR08	3	T	1	B	\$28,092.00	\$ 13.81		Y	Y	1		1
HTH 212	LS	1/6/2018		108605	STUDENT HELPER I	Y		0	T	0.48	B	\$0.00	\$ 10.10		Y		3		1
HTH 212	LS	3/31/2016	not open	54259	REGISTERED PROF NURSE VI	N	SR24	29	T	1	B	\$106,092.00	\$ 101,580.00		N	N			1
HTH 212	LS	9/10/2018	1/28/2019	58009	NURSE AIDE FP	N	HE04	10	T	0.1	B	\$3,751.20	\$ 17.51		Y	Y	3		1
HTH 212	LS	3/30/2016	not open - new 1/1/19	58304	NURSE AIDE ENTRY	N	HE02	10	T	0.1	B	\$3,751.20			N				1
HTH 212	LS	7/12/2018	12/30/2018 - Redescribed to Di	109697	DIRECTOR OF NURSING	Y		0	P	1	B	\$0.00	\$ -						1
HTH 212	LS	11/1/2018	1/8/2019	54668	RECREATIONAL AIDE FP	N	HE06	10	P	1	B	\$43,248.00	\$ 44,964.00		Y	N			1
HTH 212	LS	10/1/2017	not open	108925	DIRECTOR OF NURSING	Y		0	P	1	B	\$0.00	\$ 127,500.00		N	N			1
HTH 212	LS	10/2/2016	not open	54297	CERTIFIED NURSE AIDE FP	N	HE04	10	P	1	B	\$0.00	\$ 24,972.00		N	N			1
HTH 212	LS	8/19/2018	12/15/2018	58813	REGISTERED PROF NURSE IV	N	SR22	9	P	1	B	\$0.00	\$ 112,824.00		Y	N			1
HTH 212	LS	12/31/2017	not open	46634	REGISTERED PROF NURSE III	N	SR20	9	P	1	B	\$110,436.00	\$ 110,436.00		N	N			1
HTH 212	LS	11/16/2018	1/28/2019 - new 12/3/18	58609	PATIENT ADVOCATE	N	SR20	13	P	1	B	\$47,868.00			Y				1
HTH 212	LS	7/22/2017	2/1/2019	20314	PATIENT ACCESS REP I	N	SR11	3	P	1	B	\$31,548.00	\$ 31,080.00		Y	N			1
HTH 212	LS	9/2/2017		26470	PATIENT ACCESS REP I	N	SR11	3	P	0.5	B	\$0.00	\$ 15,540.00		N	N			1
HTH 212	LS	1/1/2015	2/1/2019	47404	PATIENT ACCESS REP I	N	SR11	3	P	1	B	\$31,548.00	\$ 14.42		Y	Y	6		1
HTH 212	LS	3/2/2018		58226	PATIENT ACCESS REP I	N	SR11	3	P	1	B	\$34,140.00	\$ 31,548.00		N	N			1
HTH 212	LS	5/16/2018		58612	PATIENT ACCESS REP I	N	SR11	3	P	0.5	B	\$17,070.00	\$ 15,774.00		N	N			1
HTH 212	LS	11/1/2017		58614	PATIENT ACCESS REP I	N	SR11	3	P	0.5	B	\$0.00	\$ 15,540.00		N	N			1
HTH 212	LS	5/19/2017		58616	PATIENT ACCESS REP I	N	SR11	3	T	0.1	B	\$3,414.00	\$ 14.94		N	Y	3		1
HTH 212	LS	5/19/2017		58617	PATIENT ACCESS REP II	N	SR13	3	T	0.1	B	\$3,414.00	\$ 16.78		N	Y	2		1
HTH 212	LS	11/29/2018	1/15/2019	20218	LICENSED PRACTICAL NURSE FP	N	HE08	10	P	1	B	\$51,072.00	\$ 48,576.00		Y	N			1
HTH 212	LS	8/16/2017	not open	20552	LICENSED PRACTICAL NURSE FP	N	HE08	10	P	1	B	\$44,964.00	\$ 43,440.00		N	N			1
			1/1/2019 - Resdescribed to Restorative Nurse Aide FP																
HTH 212	LS	5/18/2018	(12/3/18)	26410	CERTIFIED NURSE AIDE FP	N	HE04	10	P	1	B	\$40,116.00	\$ 32,736.00		Y	N			1
HTH 212	LS	7/23/2018	3/1/2019	49449	CERTIFIED NURSE AIDE ENTRY	N	HE02	10	P	1	B	\$38,832.00	\$ 38,832.00		Y	N			1
HTH 212	LS	8/10/2016	not open	56836	LICENSED PRACTICAL NURSE FP	N	HE08	10	P	1	B	\$44,964.00	\$ 43,656.00		N	N			1
HTH 212	LS	3/15/2017	1/15/2019	56837	LICENSED PRACTICAL NURSE FP	N	HE08	10	P	1	B	\$44,964.00	\$ 45,840.00		Y	N			1
HTH 212	LS	11/16/2017	not open	57088	LICENSED PRACTICAL NURSE FP	N	HE08	10	P	1	B	\$44,964.00	\$ 41,568.00		N	N			1
HTH 212	LS	11/12/2013	1/1/2019 - New 7/1/18	57891	CERTIFIED NURSE AIDE ENTRY	N	HE02	10	T	0.1	B	\$37,512.00			Y				1

Department of Health - Hawaii Health Systems Corporation
Vacancy Report as of November 30, 2018

Table 11

HTH 212	LS	5/16/2018	not open - Reallocated to RPN IV 12/3/18	58625	REGISTERED PROF NURSE III	N	SR20	9	T	1	B	\$100,068.00		N				1
HTH 212	LS	12/2/2018	12/3/2018	58727	REGISTERED PROF NURSE III	N	SR20	9	T	0.75	B	\$0.00	\$ 68,229.00	Y	N			1
HTH 212	LS	10/4/2018	12/3/2018 - Reallocated to RPN II	58855	REGISTERED PROF NURSE III	N	SR20	9	T	0.1	B	\$0.00	\$ -	Y				1
HTH 212	LS	10/4/2018	12/17/2018 - reallocated to RPN II 12/16/18	58856	REGISTERED PROF NURSE III	N	SR20	9	T	0.1	B	\$0.00		Y				1
HTH 212	LS	10/25/2014	not open - 7/1/18	57299	SPEECH PATHOLOGIST III	N	SR20	13	P	0.5	B	\$47,868.00		N				1
HTH 212	LS	10/1/2014	not open	55475	OCCUPATIONAL THERAPIST III	N	SR20	13	P	0.9	B	\$70,000.00	\$ 45,475.20	N	N			1
HTH 212	LS	4/24/2018	not open	109438	STAFF PHYSICIAN	Y		0	P	1	B	\$160,000.00	\$ 200,000.00	N	N			1
HTH 212	LS	10/19/2018	12/1/2018	49465	KITCHEN HELPER	N	BC02	1	P	1	B	\$38,928.00	\$ 40,176.00	Y	N			1
HTH 212	LS	11/28/2018	1/15/2019	57676	KITCHEN HELPER	N	BC02	1	T	0.5	B	\$19,464.00	\$ 20,088.00	Y	N			1
HTH 212	LS	11/10/2018	1/1/2019 - Redescribed to Kitchen Helper 12/3/18	58080	COOK I	N	BC05	1	T	1	B	\$48,744.00	\$ 44,688.00	Y	N			1
HTH 212	LS	6/18/2018	1/15/2019	58300	KITCHEN HELPER	N	BC02	1	T	1	B	\$38,928.00	\$ 38,160.00	Y	N			1
HTH 212	LS	11/14/2018	2/1/2019 - New 11/14/18	58861	DIETITIAN III	N	SR20	13	P	0.6	B	\$0.00		Y				1
HTH 212	LS	8/19/2013	12/8/2018	57769	ENVIRON SVCS WKR II	N	BC02	1	T	0.1	B	\$38,928.00	\$ 19.32	Y	Y		8	1
HTH 212	LS	8/14/2017	Abolished 12/18/18	57310	ACCOUNT CLERK III	N	SR11	3	T	1	B	\$0.00	\$ 13.34	N	Y		11	0
HTH 212	LS	10/30/2012	Abolished 12/14/18	57626	ACCOUNT CLERK III	N	SR11	3	T	0.1	B	\$0.00	\$ 14.42	N	Y		12	0
HTH 212	LS	10/19/2018	1/1/2019	56925	REGISTERED PROF NURSE IV	N	SR22	9	P	1	B	\$117,624.00	\$ 120,276.00	Y	N			1
HTH 212	LS	6/28/2017	not open - new 6/28/17	109632	DIRECTOR OF NURSING	Y		0	P	1	B	\$0.00		N				1
HTH 212	LS	6/1/2018	2/1/2019	58298	REGISTERED PROF NURSE III	N	SR20	9	T	0.9	B	\$92,532.00	\$ 98,100.00	Y	N			1
HTH 212	LS	9/19/2016	6/1/2019 - new 7/1/18	58351	REGISTERED PROF NURSE III	N	SR20	9	T	0.3	B	\$26,690.40		Y				1
HTH 212	LS	10/16/2018	12/29/2018 - new 11/1/18	58627	CERTIFIED NURSE AIDE FP	N	HE04	10	T	1	B	\$40,116.00		Y				1
HTH 212	LS	8/24/2018	3/1/2019 - New 8/24/18	58815	OUTPATIENT CLINICAL ASST FP	N	HE06	10	P	0.5	B	\$0.00		Y				1
HTH 212	LS	8/24/2018	3/1/2019 - New 8/24/18	58817	CLINIC RECEPTIONIST I	N	SR11	3	P	1	B	\$0.00		Y				1
HTH 212	LS	11/29/2018	12/3/2018	31862	IMAGING SPECIALIST III	N	SR20	13	P	0.9	B	\$48,492.00	\$ 51,591.60	Y	N			1
HTH 212	LS	9/23/2016	not open - New 7/1/18	58397	IMAGING SPECIALIST II	N	SR18	13	T	0.1	B	\$0.00		N				1
HTH 212	LS	1/1/2018	1/15/2019	20429	CLINIC SUPERVISOR	N	SR17	4	P	1	B	\$30,372.00	\$ 34,944.00	Y	N			1
HTH 212	LS	6/20/2018	6/1/2019	54976	NURSE PRACTITIONER II	N	SR28	29	P	1	B	\$111,705.60	\$ 139,632.00	Y	N			1
HTH 212	LS	3/1/2018	6/1/2019	56513	LICENSED PRACTICAL NURSE FP	N	HE08	10	P	1	B	\$46,752.00	\$ 46,752.00	Y	N			1
HTH 212	LS	9/16/2014	not open - Abolished 12/31/18	58018	REGISTERED PROF NURSE III	N	SR20	9	T	0.2	B	\$17,793.60	\$ 43.74	N	Y		13	0
HTH 212	LS	9/5/2018	not open - Abolished 12/31/18	58103	NURSE PRACTITIONER II	N	SR28	9	T	0.8	B	\$111,705.60	\$ 114,220.80	N	N			0
HTH 212	LS	11/1/2018	6/1/2019	109382	STAFF PHYSICIAN	Y		0	P	1	B	\$250,500.00	\$ 140,000.00	Y	N			1
HTH 212	LS	7/6/2018	not open - Abolished 12/3/18	58778	CLERK IV	N	SR10	3	T	0.5	B	\$0.00		N				0
HTH 212	LS	7/16/2018	1/2/2019	58785	REGISTERED PROF NURSE III	N	SR20	9	P	1	B		n/a	Y	N			1
HTH 212	LS	7/16/2018	1/2/2019	58786	REGISTERED PROF NURSE III	N	SR20	9	P	1	B		n/a	Y	N			1
HTH 212	LS	7/16/2016		45063	REGISTERED PROF NURSE IV	N	SR22	9	P	1	B		96156	N	N			1
HTH 212	LS	10/19/2018	1/2/2019	58799	REGISTERED PROF NURSE IV	N	SR22	9	P	1	B		n/a	Y	N			1
HTH 212	LS	2/2/2010		108654	PER DIEM NURSE	Y	RD01	79	T	0.3	B		n/a	N	N			1
HTH 212	LS	9/28/2008		108655	PER DIEM NURSE	Y	RD01	79	T	0.3	B		n/a	N	N			1
HTH 212	LS	2/22/2009		108656	PER DIEM NURSE	Y	RD01	79	T	0.3	B		n/a	N	N			1
HTH 212	LS	2/15/2003		108657	PER DIEM NURSE	Y	RD01	79	T	0.3	B		n/a	N	N			1
HTH 212	LS	12/29/2013		109388	PER DIEM CNA	Y		70	T	0.3	B		n/a	N	N			1
HTH 212	LS	4/1/2011		109389	PER DIEM CNA	Y		70	T	0.3	B		n/a	N	N			1
HTH 212	LS	4/29/2017		58172	PHYSICAL THERAPIST ASST FP	N	HE10	10	P	0.5	B		n/a	Y	N			1
HTH 212	LS	5/26/2017		58247	CERTIFIED NURSE AIDE ENTRY	N	HE02	10	P	1	B		36780	Y	N			1
HTH 212	LS	10/2/2017		58412	CERTIFIED NURSE AIDE ENTRY	N	HE02	10	P	1	B		36780	Y	N			1
HTH 212	LS	4/16/2018		20175	CERTIFIED NURSE AIDE FP	N	HE04	10	P	0.5	B		38832	Y	N			1
HTH 212	LS	6/16/2018		53940	CERTIFIED NURSE AIDE FP	N	HE04	10	P	1	B		38832	Y	N			1
HTH 212	LS	4/2/2018		54547	CERTIFIED NURSE AIDE FP	N	HE04	10	P	1	B		38832	N	N			1
HTH 212	LS	4/29/2017		20171	LICENSED PRACTICAL NURSE FP	N	HE08	10	P	0.6	B		n/a	Y	N			1
HTH 212	LS	9/25/2015		58171	LICENSED PRACTICAL NURSE FP	N	HE08	10	P	0.6	B		n/a	Y	N			1
HTH 212	LS	5/16/2016		58246	LICENSED PRACTICAL NURSE FP	N	HE08	10	P	1	B		n/a	Y	N			1
HTH 212	LS	8/1/2008		109108	PER DIEM LPN	Y		70	T	0.3	B		n/a	N	N			1
HTH 212	LS	10/21/2016		58419	PHYSICAL THERAPIST III	N	SR20	13	P	1	B		n/a	Y	N			1
HTH 212	LS	10/21/2016		58417	OCCUPATIONAL THERAPIST III	N	SR20	13	T	0.5	B		n/a	Y	N			1
HTH 212	LS	7/1/2018	1/2/2019	58784	UTILITY WORKER	N	BC03	1	T	1	B		n/a	Y	N			1
HTH 212	LS	9/24/2018	1/2/2019	58793	UTILITY WORKER	N	BC03	1	T	1	B		n/a	Y	N			1
HTH 212	LS	10/1/2018	1/2/2009	58797	PATIENT ACCOUNT REP II	N	SR13	3	P	1	B		n/a	Y	N			1
HTH 212	LS	11/1/2017		57931	CLERK III	N	SR08	3	T	1	B		28728	N	N			1
HTH 212	LS	11/27/2018		108624	PER DIEM NURSE	Y	RD01	79	T	0.3	B		30695	Y	N			1

Department of Health - Hawaii Health Systems Corporation
 Vacancy Report as of November 30, 2018

HTH 212	LS	12/29/2017		109498	PER DIEM NURSE	Y	RD01	79	T	0.3	B		30695	Y	N			1
HTH 212	LS	4/30/2018		109652	PER DIEM NURSE	Y	RD01	79	T	0.3	B		30695	Y	N			1
HTH 212	LS	10/11/2016		58232	REGISTERED PROF NURSE II	N	SR18	9	T	1	B		73368	N	N			1
HTH 212	LS	6/20/2017		58233	REGISTERED PROF NURSE II	N	SR18	9	T	1	B		73368	N	N			1
HTH 212	LS	6/19/2017		58252	REGISTERED PROF NURSE II	N	SR18	9	T	1	B		73368	N	N			1
HTH 212	LS	11/2/2018		108619	PER DIEM NURSE	Y	RD01	79	T	0.3	B		30695	Y	N			1
HTH 212	LS	1/16/2014		108621	PER DIEM NURSE	Y	RD01	79	T	0.3	B		30695	Y	N			1
HTH 212	LS	1/31/2018	1/10/2019	109675	PER DIEM CNA	Y		70	T	0.3	B	n/a		Y	N			1
HTH 212	LS	7/16/2018	1/10/2019	56416	PATIENT ACCESS REP II	N	SR13	3	P	1	B		34908	Y	N			1
HTH 212	LS	1/1/2018		108638	PER DIEM NURSE	Y	RD01	79	T	0.3	B		30695	N	N			1
HTH 212	LS	5/1/2016		47028	REGISTERED PROF NURSE III	N	SR20	9	P	0.9	B		87228	Y	N	Agency		1
HTH 212	LS	1/31/2018		49426	REGISTERED PROF NURSE III	N	SR20	9	P	0.9	B		90972	Y	N	Agency		1
HTH 212	LS	9/26/2017		49427	REGISTERED PROF NURSE III	N	SR20	9	P	0.6	B		87228	Y	N	Agency		1
HTH 212	LS	4/30/2017		58237	REGISTERED PROF NURSE III	N	SR20	9	P	0.9	B		87228	Y	N	Agency		1
HTH 212	LS	8/28/2017		108629	PER DIEM NURSE	Y	RD01	79	T	0.3	B		30695	N	N			1
HTH 212	LS	8/14/2018		108633	PER DIEM NURSE	Y	RD01	79	T	0.3	B		30695	N	N			1
HTH 212	LS	2/19/2016		109287	PER DIEM NURSE	Y	RD01	79	T	0.3	B		30695	N	N			1
HTH 212	LS	1/19/2018		109296	PER DIEM NURSE	Y	RD01	79	T	0.3	B		30695	N	N			1
HTH 212	LS	10/1/2018	1/6/2019	30333	REGISTERED PROF NURSE III	N	SR20	9	P	0.75	B		90972	Y	N			1
HTH 212	LS	3/1/2017		38483	REGISTERED PROF NURSE III	N	SR20	9	P	0.9	B		87228	Y	N	Agency		1
HTH 212	LS	2/1/2017		44966	REGISTERED PROF NURSE III	N	SR20	9	P	0.9	B		87228	Y	N	Agency		1
HTH 212	LS	10/18/2017		48427	REGISTERED PROF NURSE III	N	SR20	9	P	0.9	B		87228	Y	N	Agency		1
HTH 212	LS	12/31/2016		53550	REGISTERED PROF NURSE III	N	SR20	9	P	0.9	B		87228	Y	N	Agency		1
HTH 212	LS	11/23/2018		53893	REGISTERED PROF NURSE III	N	SR20	9	P	0.9	B		90972	Y	N	Agency		1
HTH 212	LS	9/18/2018	1/6/2019	55725	REGISTERED PROF NURSE III	N	SR20	9	P	0.6	B		90972	Y	N			1
HTH 212	LS	7/17/2018		108631	PER DIEM NURSE	Y	RD01	79	T	0.3	B		30695	N	N			1
HTH 212	LS	9/29/2017		108648	PER DIEM NURSE	Y	RD01	79	T	0.3	B		30695	N	N			1
HTH 212	LS	5/10/2018		109291	PER DIEM NURSE	Y	RD01	79	T	0.3	B		30695	N	N			1
HTH 212	LS	6/30/2017		26140	REGISTERED PROF NURSE III	N	SR20	9	P	0.5	B		87228	N	N			1
HTH 212	LS	1/6/2017		56812	REGISTERED PROF NURSE III	N	SR20	9	P	0.9	B		87228	N	N			1
HTH 212	LS	8/16/2018		108632	PER DIEM NURSE	Y	RD01	79	T	0.3	B		30695	Y	N			1
HTH 212	LS	3/30/2018		108636	PER DIEM NURSE	Y	RD01	79	T	0.3	B		30695	N	N			1
HTH 212	LS	10/19/2017		109503	PER DIEM NURSE	Y	RD01	79	T	0.3	B		30695	N	N			1
HTH 212	LS	12/1/2017		109594	PER DIEM NURSE	Y	RD01	79	T	0.3	B		30695	N	N			1
HTH 212	LS	11/4/2017		109595	PER DIEM NURSE	Y	RD01	79	T	0.3	B		30695	N	N			1
HTH 212	LS	4/2/2018		58236	TRAUMA REGISTRAR TECH II	N	SR12	3	T	0.3	B		12000	Y	Y	1		1
HTH 212	LS	8/14/2018	2/1/2019	47029	REGISTERED PROF NURSE III	N	SR20	9	P	1	B		90972	Y	N	Agency		1
HTH 212	LS	2/5/2018	2/1/2019	58162	REGISTERED PROF NURSE III	N	SR20	9	P	1	B		90972	Y	N	Agency		1
HTH 212	LS	9/29/2018	2/1/2019	25317	SURGICAL TECHNICIAN FP	N	HE08	10	P	1	B		44964	Y	N	Agency		1
HTH 212	LS	6/9/2017	2/1/2019	53528	SURGICAL TECHNICIAN FP	N	HE08	10	P	1	B		44964	Y	N	Agency		1
HTH 212	LS	6/30/2018	2/1/2019	56276	SURGICAL TECHNICIAN FP	N	HE08	10	P	1	B		44964	Y	N	Agency		1
HTH 212	LS	9/9/2017		109059	PER DIEM NURSE	Y	RD01	79	T	0.3	B		30695	N	N			1
HTH 212	LS	9/18/2018	1/10/2019	47038	REGISTERED PROF NURSE III	N	SR20	9	P	1	B		90972	Y	N			1
HTH 212	LS	8/1/2017		51488	IMAGING SPECIALIST II	N	SR18	13	P	1	B		63060	Y	N	Agency		1
HTH 212	LS	11/3/2016		54896	IMAGING SPECIALIST II	N	SR18	13	P	1	B		51036	Y	N	Agency		1
HTH 212	LS	11/14/2018		58788	REGISTERED PROF NURSE III	N	SR20	9	P	1	B		90972	N	N			1
HTH 212	LS	4/20/2018		58651	IMAGING SPECIALIST IV	N	SR22	13	T	0.3	B	n/a		N	N			1
HTH 212	LS	10/12/2013		55847	IMAGING MULTI SPCLT	N	SR23	13	P	1	B		78768	Y	N			1
HTH 212	LS	11/1/2014		55848	IMAGING MULTI SPCLT	N	SR23	13	P	1	B		78768	Y	N			1
HTH 212	LS	6/1/2016		58248	IMAGING MULTI SPCLT	N	SR23	13	P	1	B		78768	Y	N			1
HTH 212	LS	9/28/2016		35030	IMAGING SPECIALIST IV	N	SR22	13	P	1	B		51036	Y	N			1
HTH 212	LS	12/9/2014		41941	IMAGING SPECIALIST IV	N	SR22	13	P	1	B		60012	Y	N			1
HTH 212	LS	1/20/2017		55839	IMAGING SPECIALIST IV	N	SR22	13	P	1	B		69540	Y	N			1
HTH 212	LS	4/1/2018		58647	IMAGING SPECIALIST IV	N	SR22	13	P	1	B	n/a		Y	N			1
HTH 212	LS	5/29/2014		57934	IMAGING MULTI SPCLT	N	SR23	13	P	1	B		60012	Y	N			1
HTH 212	LS	9/17/2010		45481	RESPIRATORY THERAPY TECH FP	N	HE12	10	T	0.3	B		16848	Y	N			1
HTH 212	LS	12/18/2007		56291	RESPIRATORY THERAPY TECH FP	N	HE12	10	T	0.3	B		16848	Y	N			1
HTH 212	LS	11/24/2018	12/6/2018	57517	RESPIRATORY THERAPY TECH FP	N	HE12	10	P	1	B		57120	Y	N			1
HTH 212	LS	1/1/2016		58409	PHYSICAL THERAPIST ASST FP	N	HE10	10	T	0.3	B		16000	Y	N			1
HTH 212	LS	1/25/2013		57653	PHYSICAL THERAPIST III	N	SR20	13	T	0.3	B		21840	N	N			1
HTH 212	LS	3/20/2013		57660	SPEECH PATHOLOGIST III	N	SR20	13	T	0.3	B		24960	N	N			1
HTH 212	LS	10/2/2018	12/6/2018	58795	CLERK IV	N	SR10	3	T	1	B	n/a		Y	Y	1		1
HTH 212	LS	7/25/2018	1/10/2019	20281	KITCHEN HELPER	N	BC02	1	P	1	B		40176	Y	N			1

Department of Health - Hawaii Health Systems Corporation
 Vacancy Report as of November 30, 2018

Table 11

HTH 212	LS	6/1/2018	1/10/2019	45841	KITCHEN HELPER	N	BC02	1	P	1	B		40176	Y	N			1
HTH 212	LS	11/16/2018	1/10/2019	58159	KITCHEN HELPER	N	BC02	1	T	1	B		40176	Y	N			1
HTH 212	LS	11/10/2015		20276	INSTITUTION FOOD SVCS MGR II	N	F-108	2	P	1	B		60000	Y	N			1
HTH 212	LS	12/27/2017		53989	SOCIAL WORKER III	N	SR20	13	P	1	B		14684	Y	N			1
HTH 212	LS	1/11/2017		58530	SOCIAL WORKER III	N	SR20	13	T	0.3	B		48948	Y	N			1
HTH 212	LS	7/8/2017		28942	SOCIAL WORKER IV	N	SR22	23	P	1	B		60000	Y	N			1
HTH 212	LS	10/6/2008		56421	CENTRAL SUPPLY AIDE III	N	SR10	3	T	0.3	B		9316	Y	N			1
HTH 212	LS	10/1/2013		57776	PHARMACIST I	N	SR22	13	T	0.3	B		28173	N	N			1
HTH 212	LS	10/1/2018	12/6/2018	58794	PHARMACIST I	N	SR22	13	P	1	B		116480	Y	N			1
HTH 212	LS	8/16/2014		58057	PHARMACY TECHNICIAN ENTRY	N	HE04	10	T	0.3	B		12480	Y	N			1
HTH 212	LS	7/5/2017		58176	PHARMACY TECHNICIAN FP	N	HE06	10	P	1	B		41592		N			1
HTH 212	LS	10/4/2018	12/6/2018	58798	STORES CLERK I	N	SR06	3	T	1	B		30000	Y	Y	1		1
HTH 212	LS	9/17/2018		58792	ENVIRON SVCS WKR II	N	BC02	1	T	0.3	B		12055	Y	N			1
HTH 212	LS	11/5/2018		58800	ENVIRON SVCS WKR II	N	BC02	1	T	0.3	B		12055	Y	N			1
HTH 212	LS	12/16/2017		58421	PLUMBER II	N	WS10	1	T	1	B		60000	Y	N			1
HTH 212	LS	4/28/2018		58554	CONSTR & MAINT WORKER I	N	BC09	1	T	1	B		53856	Y	N			1
HTH 212	LS	11/7/2017	12/6/2018	58641	BLDG MAINT HELPER	N	BC05	1	T	1	B		44688	Y	N			1
HTH 212	LS	11/15/2018	2/1/2019	57236	DATA PROCG USER SUPPT TECH	N	SR15	3	P	1	B		37752	Y	N			1
HTH 212	LS	1/19/2018		58070	DATA PROCG USER SUPPT TECH	N	SR15	3	P	1	B		37752	N	N			1
HTH 212	LS	11/15/2018		57944	INFO TECHNOLOGY SPCLT III	N	SR20	13	P	1	B		48948	N	N			1
HTH 212	LS	12/30/2017		38349	PAYROLL CLERK	N	SR10	3	P	1	B		40000	N	N			1
HTH 212	LS	11/27/2018		56423	ACCOUNT CLERK II	N	SR08	3	P	1	B		28728	N	N			1
HTH 212	LS	5/16/2017		56697	PATIENT ACCOUNT REP I	N	SR11	3	P	1	B		32256	N	N			1
HTH 212	LS	11/1/2018	2/1/2019	43945	PATIENT ACCESS REP I	N	SR11	3	P	1	B		32256	Y	N			1
HTH 212	LS	2/16/2018	1/2/1900	54921	PATIENT ACCESS REP I	N	SR11	3	P	1	B		32256	N	N			1
HTH 212	LS	8/19/2018		56581	PATIENT ACCESS REP I	N	SR11	3	P	1	B		32256	N	N			1
HTH 212	LS	6/16/2012	2/1/2019	57499	PATIENT ACCESS REP I	N	SR11	3	T	0.3	B		9360	Y	N			1
HTH 212	LS	1/8/2013	2/1/2019	57649	PATIENT ACCESS REP I	N	SR11	3	T	0.3	B		9360	Y	N			1
HTH 212	LS	10/16/2017		58231	PATIENT ACCESS REP IV	N	SR17	3	P	1	B		40848	N	N			1
HTH 212	LS	1/18/2018	2/1/2019	58643	HUMAN RESOURCES CLERK III	N	SR09	63	T	0.3	B	n/a		Y	N			1
HTH 212	LS	9/5/2013		49215	CLERK III	N	SR08	3	T	1	B		28000	N	N			1
HTH 212	LS	4/1/2015		39856	CODER III	N	SR17	3	P	1	B		60000	Y	N		Contract	1
HTH 212	LS	8/16/2014		58059	CODER III	N	SR17	3	T	0.3	B	n/a		Y	N		Contract	1
HTH 212	LS	11/1/2018	1/14/2019	108591	ASST HOSP ADMR/CNE	Y		0	P	1	B		226664	Y	N			1
HTH 212	LS	5/14/2018	2/1/2019	27318	HEALTH UNIT CLERK II	N	SR10	3	P	0.9	B		27950.4	Y	N			1
HTH 212	LS	10/1/2018	2/1/2019	58549	HEALTH UNIT CLERK II	N	SR10	3	P	1	B		310156	Y	N			1
HTH 212	LS	7/1/2018		58781	REGISTERED PROF NURSE II	N	SR18	9	T	0.9	B	n/a		N	N			1
HTH 212	LS	11/11/2017		54000	REGISTERED PROF NURSE III	N	SR20	9	P	0.9	B		68860	Y	N			1
HTH 212	LS	10/30/2018		55607	REGISTERED PROF NURSE III	N	SR20	9	P	0.9	B		68860	Y	N			1
HTH 212	LS	7/16/2014		57941	NURSE AIDE ENTRY	N	HE02	10	T	0.3	B		5000	Y	N			1
HTH 212	LS	2/3/2015		58073	NURSE AIDE ENTRY	N	HE02	10	T	0.3	B		5000	Y	N			1
HTH 212	LS	2/3/2015		58074	NURSE AIDE ENTRY	N	HE02	10	T	0.3	B		5000	Y	N			1
HTH 212	LS	3/9/2018		58646	NURSE AIDE ENTRY	N	HE02	10	T	0.3	B		5000	Y	N			1
HTH 212	LS	6/29/2007		109040	PER DIEM LPN	Y		70	T	0.3	B	n/a		N	N			1
HTH 212	LS	1/7/2007		109045	PER DIEM LPN	Y		70	T	0.3	B	n/a		N	N			1
HTH 212	LS	9/28/2011		109042	PER DIEM CNA	Y		70	T	0.3	B		11232	N	N			1
HTH 212	LS	1/19/2012		109043	PER DIEM CNA	Y		70	T	0.3	B		11232	N	N			1
HTH 212	LS	11/18/2012		109044	PER DIEM CNA	Y		70	T	0.3	B		11232	N	N			1
HTH 212	LS	10/1/2012		109047	PER DIEM CNA	Y		70	T	0.3	B		11232	N	N			1
HTH 212	LS	11/13/2018		58064	REGISTERED PROF NURSE III	N	SR20	9	P	0.9	B		90972	N	N			1
HTH 212	LS	6/1/2017		108622	PER DIEM NURSE	Y	RD01	79	T	0.3	B		29328	N	N			1
HTH 212	LS	6/29/2014		108628	PER DIEM NURSE	Y	RD01	79	T	0.3	B		28080	N	N			1
HTH 212	LS	3/10/2016		108649	PER DIEM NURSE	Y	RD01	79	T	0.3	B		29328	N	N			1
HTH 212	LS	7/1/2014		109499	PER DIEM NURSE	Y	RD01	79	T	0.3	B		29328	N	N			1
HTH 212	LS	7/1/2014		109500	PER DIEM NURSE	Y	RD01	79	T	0.3	B		29328	N	N			1
HTH 212	LS	9/5/2012		57514	REGISTERED PROF NURSE IV	N	SR22	9	T	0.3	B		29328	N	N			1
HTH 212	LS	9/5/2012		57515	REGISTERED PROF NURSE IV	N	SR22	9	T	0.3	B		29328	N	N			1
HTH 212	LS	3/17/2017		108623	PER DIEM NURSE	Y	RD01	79	T	0.3	B		28328	N	N			1
HTH 212	LS	3/29/2012		109308	PER DIEM NURSE	Y	RD01	79	T	0.3	B		28080	N	N			1
HTH 212	LS	5/15/2017	12/6/2018	58584	REGISTERED PROF NURSE III	N	SR20	9	P	0.6	B	55238	55238	Y	N			1
HTH 212	LS	3/15/2017	2/4/2019	108974	PER DIEM NURSE	Y	RD01	79	T	0.3	B	30695	30695	Y	Y	1		2
HTH 212	LS	2/15/2017		109597	PER DIEM NURSE	Y	RD01	79	T	0.3	B	30695	30695	Y	Y	1		2
HTH 212	LS	9/1/2018		58454	CERTIFIED NURSE AIDE FP	N	HE04	10	P	1	N/A	0	0	N	N		Delete position	0

Department of Health - Hawaii Health Systems Corporation
 Vacancy Report as of November 30, 2018

HTH 212	LS	7/1/2018	5/15/2019	58731	REGISTERED PROF NURSE III	N	SR18	9	P	0.9	B	76512	77436	Y	N			1	
HTH 212	LS	11/4/2016		108899	PER DIEM NURSE	Y	RD01	79	T	0.3	B	30695	30695	Y	N			2	
HTH 212	LS	9/1/2018	5/15/2019	58746	CERTIFIED NURSE AIDE FP	N	HE04	10	T	1	B	38832	38832	Y	N			1	
HTH 212	LS	9/1/2018	5/15/2019	58747	CERTIFIED NURSE AIDE FP	N	HE04	10	T	1	B	38832	38832	Y	N			1	
HTH 212	LS	11/1/2018		20871	LICENSED PRACTICAL NURSE FP	N	HE08	10	P	1	N/A	0	0	N	N		Delete position	0	
HTH 212	LS	9/16/2018		108967	PER DIEM CNA	Y		70	T	0.3	B	8320	8320	Y	Y		1	2	
HTH 212	LS	9/16/2018		109584	PER DIEM CNA	Y		70	T	0.3	B	8320	8320	Y	Y		1	2	
HTH 212	LS	5/15/2017	1/7/2019	58585	REGISTERED PROF NURSE III	N	SR20	9	P	0.9	B	92064	90972	Y	N			1	
HTH 212	LS	4/2/2018	1/7/2019	109694	PER DIEM NURSE	Y	RD01	79	T	0.3	B	30695	30695	Y	Y		1	2	
HTH 212	LS	9/20/2018	1/7/2019	58753	REGISTERED PROF NURSE III	N	SR20	9	P	1	B	92064	92064	Y	N			1	
HTH 212	LS	11/5/2018	1/7/2019	58839	REGISTERED PROF NURSE III	N	SR20	9	P	0.65	B	92064	92064	Y	N			1	
HTH 212	LS	5/30/2018	5/15/2019	109519	STAFF PHYSICIAN	Y		0	P	1	B	250000	230000	Y	N			1	
HTH 212	LS	6/15/2018	5/15/2019	58257	LICENSED PRACTICAL NURSE ENTRY	N	HE06	10	P	1	B	41592	41592	Y	N			1	
HTH 212	LS	6/16/2018		55319	LICENSED PRACTICAL NURSE FP	N	HE08	10	P	1	N/A	0	0	N	N		Delete position	0	
HTH 212	LS	7/8/2016	5/15/2019	109562	PHYSICIAN (EXTENDER)	Y		0	P	1	B	250000	220000	Y	N			1	
HTH 212	LS	11/18/2017	5/15/2019	58275	LICENSED PRACTICAL NURSE FP	N	HE08	10	P	1	B	44964	44964	Y	N			1	
HTH 212	LS	6/1/2018	5/15/2019	109318	STAFF PHYSICIAN	Y		0	P	1	B	250000	240000	Y	N			1	
HTH 212	LS	12/25/2017	5/15/2019	109561	PHYSICIAN (EXTENDER)	Y		0	P	0.8	B	250000	220000	Y	N			1	
HTH 212	LS	10/10/2006		55949	REGISTERED PROF NURSE III	N	SR20	9	T	0.3	N/A	0	0	N	N		Delete position	0	
HTH 212	LS	9/21/2018	1/8/2019	58754	REGISTERED PROF NURSE III	N	SR20	9	P	0.6	B	55238	55238	Y	N			1	
HTH 212	LS	9/21/2018	12/17/2018	58830	REGISTERED PROF NURSE III	N	SR20	9	P	0.6	B	55238	55238	Y	N			1	
HTH 212	LS	6/16/2017		56136	SURGICAL TECHNICIAN FP	N	HE08	10	T	0.4	N/A	0	0	N	N			0	
HTH 212	LS	11/25/2018	1/7/2019	108661	PER DIEM NURSE	Y	RD01	79	T	0.3	B	30695	30695	Y	Y		1	2	
HTH 212	LS	6/23/2018		108703	PER DIEM NURSE	Y	RD01	79	T	0.3	B	30695	30695	Y	Y		1	2	
HTH 212	LS	8/1/2014	2/1/2019	20756	MEDICAL TECHNOLOGIST III	N	SR20	13	P	1	N/A	0	56841	N	N		Contracted out	0	
HTH 212	LS	5/21/2015	5/15/2019	58041	IMAGING MULTI SPCLT	N	SR23	13	T	0.6	B	55092	0	Y	N			1	
HTH 212	LS	2/26/2016	5/15/2019	56131	PHYSICAL THERAPIST III	N	SR20	13	P	1	B	48948	0	Y	N			1	
HTH 212	LS	8/1/2018		20900	KITCHEN HELPER	N	BC02	1	P	1	N/A	0	0	N	N		Delete position	0	
HTH 212	LS	8/1/2017		58601	KITCHEN HELPER	N	BC02	1	T	1	N/A	0	0	N	N		Delete position	0	
HTH 212	LS	10/2/2018	5/15/2019	58685	SOCIAL WORKER III	N	SR20	13	P	1	B	48948	0	Y	N			1	
HTH 212	LS	11/5/2018		46251	STOREKEEPER I	N	SR11	3	P	1	N/A	0	0	N	N		Delete position	0	
HTH 212	LS	9/25/2018	5/15/2019	58730	STOREKEEPER I	N	SR11	3	P	1	B	32256	32256	Y	N			1	
HTH 212	LS	7/5/2016		58273	BLDG MAINT WORKER II	N	WS09	1	T	1	B	57168	57168	Y	N			0	
HTH 212	LS	9/5/2018	12/1/2018	57589	REGISTERED PROF NURSE VI	N	SR24	9	P	1	B	108480	0	Y	N			1	
HTH 212	LS	8/18/2018	1/7/2019	58597	PATIENT ACCESS REP II	N	SR13	3	P	1	B	34908	34908	Y	N			1	
HTH 212	LS	8/15/2018	2/4/2019	58750	PATIENT ACCESS REP II	N	SR13	3	T	0.2	B	6980	0	Y	Y		1	2	
HTH 212	LS	8/25/2018		58261	CLINIC RECEPTIONIST I	N	SR11	3	P	1	N/A	0	0	N	N		Delete position	0	
HTH 212	LS	11/2/2015		58053	PATIENT FIN SVCS MGR II	N	SR26	13	P	1	N/A	0	0	N	N		Delete position	0	
HTH 212	LS	10/24/2018	1/7/2019	58837	PATIENT ACCESS MGR II	N	SR26	13	P	1	B	64476	0	Y	N			1	
HTH 212	LS	10/16/2018		58832	PATIENT ACCOUNT REP II	N	SR13	3	P	1	N/A	0	0	N	N		Delete position	0	
HTH 212	LS	10/16/2018		58833	PATIENT ACCOUNT REP II	N	SR13	3	P	1	N/A	0	0	N	N		Delete position	0	
HTH 212	LS	10/16/2018	1/7/2019	58734	MEDICAL STAFF SVCS COORD	N	SR24	13	P	1	B	59616	0	Y	N			1	
HTH 212	LS	4/16/2018		58699	HOSP ENVIR/SAFETY OFCR IV	N	SR22	13	P	1	N/A	0	0	N	N		Delete position	0	
HTH 212	LS	9/21/2018	2/4/2019	30861	HUMAN RESOURCES SPECIALIST III	N	SR20	13	P	1	B	48948	0	Y	N			1	
HTH 212	LS	10/1/2018	1/7/2019	58836	CODER II	N	SR15	3	P	1	B	37752	0	Y	N			1	
HTH 212	LS	10/16/2018	1/2/2019	109715	CHIEF MEDICAL OFFICER	Y		0	P	1	B	250000	0	Y	N			1	
HTH 212	LS	11/14/2018	5/15/2019	109716	STAFF PHYSICIAN	Y		0	P	0.65	B	250000	230000	Y	N			1	
HTH 212	LS	11/1/2018		58260	CLERK IV	N	SR10	3	P	1	N/A	0	0	N	N		Delete position	0	
HTH 212	LS	10/8/2018	12/1/2018	58831	CLERK IV	N	SR10	3	P	1	B	31056	31056	Y	N			1	
HTH 212	LS	9/1/2018	7/1/2019	20954	REGISTERED PROF NURSE III	N	SR20	9	P	1	B	123794	112920	N	N		0	n/a	63
HTH 212	LS	4/7/2018	2/1/2019	57973	REGISTERED PROF NURSE III	N	SR20	9	T	1	B	102933	100068	Y	N		0	n/a	21
HTH 212	LS	10/1/2018	2/1/2019	20977	CERTIFIED NURSE AIDE FP	N	HE04	10	P	1	B	41635	41592	Y	N		0	n/a	7
HTH 212	LS	10/30/2018	2/1/2019	20990	CERTIFIED NURSE AIDE FP	N	HE04	10	P	1	B	43402	41592	Y	N		0	n/a	22
HTH 212	LS	12/30/2017	2/1/2019	21016	CERTIFIED NURSE AIDE FP	N	HE04	10	P	1	B	40522	40116	Y	N		0	n/a	9
HTH 212	LS	12/4/2017	2/1/2019	21059	CERTIFIED NURSE AIDE FP	N	HE04	10	P	1	B	40522	38832	Y	N		0	n/a	10
HTH 212	LS	6/1/2018	2/1/2019	21060	CERTIFIED NURSE AIDE FP	N	HE04	10	P	1	B	43402	41592	Y	N		0	n/a	11
HTH 212	LS	2/1/2018	2/1/2019	28566	CERTIFIED NURSE AIDE FP	N	HE04	10	P	1	B	43402	43248	Y	N		0	n/a	12
HTH 212	LS	4/1/2018	2/1/2019	28574	CERTIFIED NURSE AIDE FP	N	HE04	10	P	1	B	46920	44964	Y	N		0	n/a	13
HTH 212	LS	8/31/2018	2/1/2019	32971	CERTIFIED NURSE AIDE FP	N	HE04	10	P	1	B	41661	41592	Y	N		0	n/a	14
HTH 212	LS	12/31/2017	2/1/2019	37468	CERTIFIED NURSE AIDE FP	N	HE04	10	P	1	B	40522	40116	Y	N		0	n/a	15
HTH 212	LS	3/8/2018	2/1/2019	56466	CERTIFIED NURSE AIDE FP	N	HE04	10	P	1	B	40522	38832	Y	N		0	n/a	16
HTH 212	LS	5/24/2016	n/a	20960	LICENSED PRACTICAL NURSE FP	N	HE08	10	P	1	B	0	43656	N	N		0	n/a	73
HTH 212	LS	10/19/2018	2/1/2019	20970	LICENSED PRACTICAL NURSE FP	N	HE08	10	P	1	B	48786	48576	Y	N		0	n/a	23

Department of Health - Hawaii Health Systems Corporation
 Vacancy Report as of November 30, 2018

Table 11

HTH 212	LS	7/1/2016	n/a	20973	LICENSED PRACTICAL NURSE FP	N	HE08	10	P	1	B	0	47160	N	N	0	n/a	74
HTH 212	LS	12/1/2017	2/1/2019	108943	PER DIEM NURSE	Y	RD01	79	T	0.3	B	49.19	48.11	Y	N	0	n/a	27
HTH 212	LS	8/13/2018	2/1/2019	109553	PER DIEM NURSE	Y	RD01	79	T	0.3	B	49.19	49.19	Y	Y	5	n/a	28
HTH 212	LS	7/9/2017	2/1/2019	109554	PER DIEM NURSE	Y	RD01	79	T	0.3	B	49.19	47.16	Y	N	0	n/a	29
HTH 212	LS	7/2/2018	2/1/2019	109639	PER DIEM NURSE	Y	RD01	79	T	0.3	B	49.19	49.19	Y	Y	4	n/a	30
HTH 212	LS	8/1/2017	2/1/2019	109640	PER DIEM NURSE	Y	RD01	79	T	0.3	B	49.19	48.11	Y	N	0	n/a	31
HTH 212	LS	5/26/2016	1/16/2019	109149	PER DIEM CNA	Y		70	T	0.3	B	20	20	Y	Y	2	n/a	5
HTH 212	LS	11/30/2018	2/1/2019	109543	PER DIEM CNA	Y		70	T	1	B	20	20	Y	Y	1	n/a	43
HTH 212	LS	2/1/2016	n/a	32972	OCCUP THERAPY AIDE FP	N	HE06	10	P	1	B	0	41976	Y	N	0	n/a	68
HTH 212	LS	11/1/2017	2/1/2019	57961	OCCUP THERAPY ASST ENTRY	N	HE08	10	P	1	B	46920	44964	Y	N	0	n/a	8
HTH 212	LS	9/11/2018	2/1/2019	57967	RECREATIONAL AIDE FP	N	HE06	10	P	1	B	43402	43248	Y	N	0	n/a	51
HTH 212	LS	7/1/2004	n/a	21037	KITCHEN HELPER	N	BC02	61	P	1	B	41405	38938	N	Y	9	n/a	66
HTH 212	LS	12/31/2016	n/a	21095	STOREKEEPER I	N	SR11	3	P	1	B	0	37980	N	N	0	n/a	67
HTH 212	LS	9/1/2018	n/a	56803	CONTRACTS MANAGER II	N	SR26	13	P	1	B	0	84876	N	N	0	n/a	71
HTH 212	LS	6/28/2017	n/a	28133	GROUNDSCKEEPER I	N	BC02	1	P	1	B	0	38928	N	N	0	n/a	76
HTH 212	LS	6/2/2011	1/2/2019	21054	BLDG MAINT HELPER	N	BC05	1	P	1	B	45951	36960	Y	N	0	n/a	1
HTH 212	LS	6/9/2017	2/1/2019	34219	BLDG MAINT WORKER II	N	WS09	1	P	1	B	58493	53592	Y	N	0	n/a	52
HTH 212	LS	10/16/2016	n/a	21097	ACCOUNTANT VI	N	SR26	23	P	1	B	0	75588	N	N	0	n/a	72
HTH 212	LS	6/5/2017	n/a	21592	SECRETARY III	N	SR16	63	P	1	B	0	48792	N	N	0	n/a	70
HTH 212	LS	10/16/2017	n/a	109422	ASST HOSPITAL ADMR	Y		0	P	1	B	0	125000	N	N	0	n/a	82
HTH 212	LS	4/16/2017	n/a	57192	CLERK II	N	SR06	3	T	1	B	26669	25032	N	N	0	n/a	77
HTH 212	LS	4/1/2016	1/7/2019	25743	HEALTH UNIT CLERK II	N	SR10	3	P	1	B	31249	31236	Y	N	0	n/a	2
HTH 212	LS	3/1/2013	2/1/2019	21093	SECRETARY II	N	SR14	3	P	1	B	36497	37968	Y	N	0	n/a	17
HTH 212	LS	12/8/2017	2/1/2019	109663	PER DIEM CNA	Y		70	T	0.3	B	20	20	Y	N	0	n/a	44
HTH 212	LS	12/8/2017	2/1/2019	109664	PER DIEM CNA	Y		70	T	0.3	B	20	20	Y	N	0	n/a	45
HTH 212	LS	12/8/2017	2/1/2019	109665	PER DIEM CNA	Y		70	T	0.3	B	20	20	Y	N	0	n/a	46
HTH 212	LS	12/8/2017	2/1/2019	109666	PER DIEM CNA	Y		70	T	0.3	B	20	20	Y	N	0	n/a	47
HTH 212	LS	12/8/2017	2/1/2019	109667	PER DIEM CNA	Y		70	T	0.3	B	20	20	Y	N	0	n/a	48
HTH 212	LS	12/8/2017	2/1/2019	109668	PER DIEM CNA	Y		70	T	0.3	B	20	20	Y	N	0	n/a	49
HTH 212	LS	12/8/2017	2/1/2019	109669	PER DIEM CNA	Y		70	T	0.3	B	20	20	Y	N	0	n/a	50
HTH 212	LS	8/1/2018	n/a	20947	REGISTERED PROF NURSE VI	N	SR24	29	P	1	B	0	134700	N	N	0	n/a	78
HTH 212	LS	9/16/2018	2/4/2019	58835	REGISTERED PROF NURSE II	N	SR18	9	P	1	B	76512	76512	Y	N	0	n/a	1
HTH 212	LS	9/17/2018	1/16/2019	34619	REGISTERED PROF NURSE III	N	SR20	9	P	1	B	90972	90972	Y	N	0	n/a	1
HTH 212	LS	8/17/2018	5/15/2019	58742	PSYCHIATRIC AIDE FP	N	HE06	10	P	1	B	41592	0	Y	N	0	n/a	1
HTH 212	LS	8/17/2018	5/15/2019	58743	PSYCHIATRIC AIDE FP	N	HE06	10	P	1	B	41592	0	Y	N	0	n/a	1
HTH 212	LS	5/14/2017		109578	PER DIEM NURSE	Y	RD01	79	T	0.4	B	30695	30695	Y	Y	1	n/a	2
HTH 212	LS	5/6/2018		109608	PER DIEM LPN	Y		70	T	0.3	B	9714	9714	Y	Y	1	n/a	1
HTH 212	LS	12/18/2017		58445	HEALTH UNIT CLERK II	N	SR10	3	P	1	N/A	0	0	N	N	0	Delete position	0
HTH 212	LS	10/1/2018	1/1/2019	58448	REGISTERED PROF NURSE III	N	SR20	9	P	1	B	90972	90972	Y	N	0	n/a	1
HTH 212	LS	9/10/2018	5/15/2019	58698	REGISTERED PROF NURSE III	N	SR20	9	P	0.6	B	54583	54583	Y	N	0	n/a	1
HTH 212	LS	9/10/2018	1/7/2019	58748	REGISTERED PROF NURSE III	N	SR20	9	P	1	B	90972	90972	Y	N	0	n/a	1
HTH 212	LS	9/8/2018	5/15/2019	58739	CERTIFIED NURSE AIDE ENTRY	N	HE02	10	P	1	B	37512	37512	Y	N	0	n/a	1
HTH 212	LS	4/18/2017		109568	PER DIEM NURSE	Y	RD01	79	T	0.4	B	30695	30695	Y	Y	1	n/a	2
HTH 212	LS	1/15/2018	5/15/2019	109590	PER DIEM LPN	Y		70	T	0.3	B	9714	9714	Y	Y	1	n/a	2
HTH 212	LS	8/15/2017		109651	PER DIEM LPN	Y		70	T	0.3	B	9714	9714	Y	Y	1	n/a	2
HTH 212	LS	5/16/2018	5/15/2019	56681	REGISTERED PROF NURSE III	N	SR20	9	P	1	B	90972	90972	Y	N	0	n/a	1
HTH 212	LS	4/1/2018	1/7/2019	58268	REGISTERED PROF NURSE III	N	SR20	9	P	0.9	B	90972	90972	Y	N	0	n/a	1
HTH 212	LS	4/6/2018	5/15/2019	109646	PER DIEM NURSE	Y	RD01	79	T	0.3	B	30695	30695	Y	Y	1	n/a	2
HTH 212	LS	5/1/2018	5/15/2019	20758	IMAGING SPECIALIST II	N	SR18	13	P	1	B	45288	45288	Y	N	0	n/a	1
HTH 212	LS	11/27/2018	5/15/2019	58841	OCCUPATIONAL THERAPIST IV	N	SR22	13	P	1	B	52956	0	Y	N	0	n/a	1
HTH 212	LS	7/16/2018	1/7/2019	57726	KITCHEN HELPER	N	BC02	1	P	0.6	B	24106	24106	Y	N	0	n/a	1
HTH 212	LS	11/16/2018	1/7/2019	58752	KITCHEN HELPER	N	BC02	1	P	1	B	40176	40176	Y	N	0	n/a	1
HTH 212	LS	10/16/2018	1/7/2019	58840	KITCHEN HELPER	N	BC02	1	P	0.6	B	24106	24106	Y	N	0	n/a	1
HTH 212	LS	7/27/2018		20784	COOK IV	N	F-108	2	P	1	N/A	0	0	N	N	0	Delete position	0
HTH 212	LS	6/30/2018		56903	GENERAL LABORER II	N	BC03	1	P	1	N/A	0	0	N	N	0	Delete position	0
HTH 212	LS	3/29/2017	5/15/2019	58580	ENVIRON SVCS WKR II	N	BC02	1	T	1	B	40186	0	Y	N	0	n/a	0
HTH 212	LS	7/5/2016		58274	BLDG MAINT WORKER II	N	WS09	1	T	1	N/A	0	0	N	N	0	Delete position	0
HTH 212	LS	8/16/2012		57344	AUTOMOTIVE MECHANIC I	N	BC10	1	T	1	N/A	0	0	N	N	0	Delete position	0
HTH 212	LS	11/1/2018		20742	PRE AUDIT CLERK I	N	SR11	3	P	1	N/A	0	0	N	N	0	Delete position	0

Department of Health - Hawaii Health Systems Corporation
 Positions Established by Acts other than the State Budget as of November 30, 2018

Table 12

<u>Prog. ID</u>	<u>Sub-Org</u>	<u>Date Established</u>	<u>Legal Authority</u>	<u>Position Number</u>	<u>Position Title</u>	<u>Exempt (Y/N)</u>	<u>SR Level</u>	<u>BU Code</u>	<u>T/P</u>	<u>MOF</u>	<u>FTE</u>	<u>Annual Salary</u>	<u>Filled (Y/N)</u>	<u>Occupied by 89 Day Hire (Y/N)</u>
-----------------	----------------	-------------------------	------------------------	------------------------	-----------------------	---------------------	-----------------	----------------	------------	------------	------------	----------------------	---------------------	--------------------------------------

None

Department of Health - Hawaii Health Systems Corporation
Overtime Expenditure Summary

Table 13

Prog ID	Sub-Org	Program Title	MOF	FY18 (actual)			FY19 (estimated)			FY20 (budgeted)			FY21 (budgeted)		
				Base Salary \$\$\$\$	Overtime \$\$\$\$	Overtime Percent	Base Salary \$\$\$\$	Overtime \$\$\$\$	Overtime Percent	Base Salary \$\$\$\$	Overtime \$\$\$\$	Overtime Percent	Base Salary \$\$\$\$	Overtime \$\$\$\$	Overtime Percent
212	LG	Kona Community Hospital	B	\$ 31,685,059	\$ 1,899,970	6.0%	\$ 32,900,000	\$ 2,250,000	6.8%	\$ 34,051,500	\$ 2,300,000	6.8%	\$ 35,243,303	\$2,350,000	6.7%
212	LF	Kohala Hospital	B	\$ 3,908,810	\$ 530,589	13.6%	\$ 4,170,000	\$ 610,000	14.6%	\$ 4,315,950	\$ 630,000	14.6%	\$ 4,467,008	\$650,000	14.6%
212	LS	Leahi Hospital	B	\$ 11,329,626	\$ 623,828	5.51%	\$ 12,500,000	\$ 660,000	5.28%	\$ 12,806,000	\$ 675,000	5.27%	\$ 13,305,000	\$ 675,000	5.07%
212	LS	Maluhia	B	\$ 9,954,225	\$ 691,170	6.94%	\$ 10,800,000	\$ 630,000	5.83%	\$ 11,210,000	\$ 655,000	5.84%	\$ 11,694,000	\$ 655,000	5.60%
212	LS	Hilo Medical Center	B	\$ 71,931,102	\$ 5,158,457	7.2%	\$ 76,608,803	\$ 5,178,829	6.8%	\$ 84,012,908	\$ 5,679,353	6.8%	\$ 85,658,461	\$ 5,790,594	6.8%
212	LS	Hale Ho'ola Hamakua	B	\$ 6,016,924	\$ 917,266	15.2%	\$ 6,351,905	\$ 1,143,200	18.0%	\$ 6,659,936	\$ 1,198,639	18.0%	\$ 6,982,731	\$ 1,256,735	18.0%
212	LS	Ka'u Hospital	B	\$ 3,957,515	\$ 326,194	8.2%	\$ 4,310,443	\$ 342,881	8.0%	\$ 5,057,850	\$ 386,269	7.6%	\$ 5,183,806	\$ 395,888	7.6%
210	LA	Hawaii Health Systems Corporation	B	\$ 8,681,901	\$ 44,441.64	0.5%									
212	LS	Kauai Veterans Memorial Hospital		Unable to provide by the deadline											
212	LS	Samuel Mahelona Memorial Hospital		Unable to provide by the deadline											

Program ID	MOF	Annual Spend CY2018	Frequency (M/A/O)	Max Value	Outstanding Balance	Date Executed	From	To	Organization	Description	Explanation of How Contract is Monitored	POS Y/N	Category
HTH210	B	\$13,795,867	M	\$13,800,000	\$4,133	07/01/03	Various	Various	CLINICAL LABS. OF HI, LLP	InPatient ,OutPatient, ER Clinical Lab Services	Technical Rep Approves Performance and invoices	Y	S
HTH210	B	\$2,801,926	M	\$6,912,457	\$4,110,531	07/21/11	07/21/11	07/20/19	CERNER HEALTH SERVICES, INC.	Cerner - Electronic Medical Records SystemSA41 - Upgrade to Clinical Suite	Technical Rep Approves Performance and invoices	Y	S
HTH210	B	\$16,019,989	M	\$16,326,531	\$306,542	01/06/16	01/06/16	09/09/19	Medefis, Inc. Traveler Companies	Third Party Digital Portal for Traveler and Locums Healthcare Providers. >32 contract	Technical Rep Approves Performance and invoices	Y	S
HTH210	B	\$324,207	M	\$1,318,182	\$993,975	07/01/03	07/01/03	12/31/19	PAN PACIFIC PATHOLOGIST	Supplement 11 30-day extension Pathology Services	Technical Rep Approves Performance and invoices	Y	S
HTH210	B	\$1,553,851	M	\$2,211,302	\$657,451	12/29/13	12/29/13	11/28/21	CONFIFER HEALTH SOLUTIONS, LLC	Confifer: SA05 extends the term 1 year and adds \$6M to the agreement NTE. Does	Technical Rep Approves Performance and invoices	Y	S
HTH212	B	\$951,726	O	\$1,800,000	\$848,274	04/12/18	04/12/18	04/11/19	Liberty Dialysis - Hawaii LLC	Hemodialysis Services	Technical Rep Approves Performance and invoices	Y	S
HTH210	B	\$939,140	M	\$1,091,460	\$152,321	01/01/17	01/01/17	06/30/22	Airgas Gaspro Inc	Airgas USA, Inc - Medical Gas Distribution and MaintenanceSA04 is a one-time 6m	Technical Rep Approves Performance and invoices	Y	G
HTH212	B	\$723,979	M	\$1,663,333	\$939,355	04/01/16	04/01/16	03/31/19	HSS	Security Services for East Hawaii Region	Technical Rep Approves Performance and invoices	Y	S
HTH212	B	\$353	M	\$629,305	\$628,952	11/15/14	11/15/14	04/30/22	HAWAII EMERGENCY	To add SMMH Acute admission services	Technical Rep Approves Performance and invoices	Y	S
HTH212	B	\$396,862	O	\$750,000	\$353,138	04/01/15	04/01/15	03/31/21	PHILIPS HEALTHCARE EDI	Maintenance Agreement	Technical Rep Approves Performance and invoices	Y	S
HTH212	B	\$70,674	M	\$904,523	\$833,849	03/19/15	03/19/15	08/21/19	BOSTON SCIENTIFIC CORP. STD	IFB HHSC 13-0013 OR Products	Technical Rep Approves Performance and invoices	Y	G
HTH212	B	\$927,254	O	\$1,010,526	\$83,272	03/01/15	03/01/15	02/16/19	VARIAN MEDICAL SYSTEM,INC	Service agreement for Eclipse	Technical Rep Approves Performance and invoices	Y	S
HTH210	B	\$101,077	O	\$800,000	\$698,923	07/21/14	07/21/14	07/21/19	OLYMPUS AMERICA INC *	Maintenance and services agreement endoscopy equipment	Technical Rep Approves Performance and invoices	Y	S
HTH212	B	\$922,382	O	\$2,019,635	\$1,097,254	07/01/17	07/01/17	06/24/19	HILL-ROM COMPANY INC.	Hill-Rom Nurse Call	Technical Rep Approves Performance and invoices	Y	G
HTH210	B	\$887,549	O	\$1,334,569	\$447,020	06/29/16	06/29/16	06/28/19	WEATHERBY LOCUMS, INC.	Locum Tenens Physician Services	Technical Rep Approves Performance and invoices	Y	S
HTH210	B	\$1,706,641	O	\$3,100,325	\$1,393,684	05/04/18	05/04/18	05/03/21	XTEND HEALTHCARE	Revenue Cycle services - amend Task Order 2	Technical Rep Approves Performance and invoices	Y	S
HTH212	B	\$656,286	O	\$1,546,531	\$890,245	01/01/18	01/01/18	12/31/19	PHILIPS MEDICAL	Philips MRI	Technical Rep Approves Performance and invoices	Y	G
HTH212	B	\$37,917	O	\$302,540	\$264,623	01/07/15	01/07/15	12/31/19	INTERNATIONAL CONTROLS	KCH & KH Doors, Technology, Projects and Upgrades	Technical Rep Approves Performance and invoices	Y	S
HTH210	B	\$377,361	M	\$355,454	\$21,907	05/01/11	Various	Various	3M #2	3M - Encoder Group Software for Medical CodingSA09 - Add Profee Software to t	Technical Rep Approves Performance and invoices	Y	G
HTH210	B	\$24,807	O	\$240,881	\$216,074	10/01/12	10/01/12	09/30/22	GE Healthcare	GE OEM Services - Add GEXR Precision 500D to Hilo Medical Center	Technical Rep Approves Performance and invoices	Y	S
HTH212	B	\$250,085	O	\$265,142	\$15,057	11/22/11	Various	Various	XEROX CORPORATION(PO BOX 7405)	XEROX Lease Services - 03MRHCS	Technical Rep Approves Performance and invoices	Y	E
HTH212	B	\$152,686	O	\$400,000	\$247,314	12/15/15	12/15/15	01/30/19	BIG ISLAND ELECTRIC, INC.	Electrician services on an as needed basis	Technical Rep Approves Performance and invoices	Y	S
HTH212	B	\$127,202	O	\$200,000	\$72,798	09/10/10	09/10/10	09/10/20	KRONOS	KRONOS Support/Subscription Revision	Technical Rep Approves Performance and invoices	Y	S
HTH212	B	\$67,959	O	\$465,116	\$397,147	03/19/15	03/19/15	07/07/19	Medical Information Technology Inc.	System Upgrade	Technical Rep Approves Performance and invoices	Y	S
HTH212	B	\$120,040	O	\$159,112	\$39,073	03/01/14	05/08/17	06/30/20	ENCOMPASS GROUP, LLC #2	Laundry Tracking Program	Technical Rep Approves Performance and invoices	Y	S
HTH212	B	\$191,235	O	\$191,235	\$0	07/18/12	07/18/12	11/30/20	Toshiba Business Solutions (USA) Inc	EHR Photocopy Services	Technical Rep Approves Performance and invoices	Y	E
HTH212	B	\$40,901	O	\$41,000	\$99	03/08/16	03/08/16	04/14/19	AMO SALES AND SERVICE,INC	Service and maintenance for Abbot Whitestar Phacoemulsification system	Technical Rep Approves Performance and invoices	Y	S
HTH212	B	\$101,665	O	\$124,822	\$23,157	07/15/16	09/01/11	10/15/18	SOFTSERVE, INC.	Kronos integration software to create clean integration	Technical Rep Approves Performance and invoices	Y	S
HTH212	B	\$380,841	O	\$360,501	-\$20,340	06/15/13	12/14/16	12/13/18	ACCESS INFORMATION #1	Off Site Storage	Technical Rep Approves Performance and invoices	Y	S
HTH210	B	\$274,955	M	\$668,151	\$393,197	03/23/12	03/23/12	09/17/19	BLOOD BANK OF HAWAII	Memorialize 2017 Price List.	Technical Rep Approves Performance and invoices	Y	G
HTH210	B	\$226,500	Hourly	\$672,518	\$446,018	11/17/12	11/17/12	11/16/19	PEARCE CONSULTING GROUP	Series AS400 Programming Administration	Technical Rep Approves Performance and invoices	Y	S
HTH212	B	\$107,306	O	\$212,245	\$104,939	08/25/14	08/25/14	10/10/20	SMITH & NEPHEW ENDOSCOPY EDI	Smith & Nephew - SA 01 - MRHCS	Technical Rep Approves Performance and invoices	Y	S
HTH210	B	\$157,131	O	\$395,369	\$238,238	12/31/15	12/31/15	04/03/19	HAWAII PETROLEUM	Furnish and deliver bulk diesel fuel for Maui, E. Hawaii and W. Hawaii regions.	Technical Rep Approves Performance and invoices	Y	G
HTH210	B	\$629,477	O	\$709,235	\$79,758	05/19/19	07/16/18	07/15/20	PLANTE & MORAN	Annual State Financial Audit FY15	Technical Rep Approves Performance and invoices	Y	S
HTH210	B	\$159,034	O	\$200,111	\$41,077	06/02/14	06/02/14	06/01/19	NATIONAL STAFFING SOLUTIONS	Coding Services	Technical Rep Approves Performance and invoices	Y	S
HTH212	B	\$111,728	O	\$131,004	\$19,276	05/13/11	05/13/11	12/31/18	Morse Communications, Inc	PBX Telephone System for East Hawaii	Technical Rep Approves Performance and invoices	Y	G
HTH212	B	\$568,300	Hourly	\$950,000	\$381,700	08/20/18	08/20/18	08/19/19	Lee, Dennis, M.D.	Behavioral Health Hospitalist Services	Technical Rep Approves Performance and invoices	Y	S
HTH212	B	\$331,398	O	\$774,552	\$443,154	Various	Various	Various	TOSHIBA AMERICA MEDICAL #2*	Toshiba CT scanner maintenance	Technical Rep Approves Performance and invoices	Y	S
HTH210	B	\$22,850	O	\$50,516	\$27,666	11/20/03	11/20/03	11/19/20	GLOBAL HEALTHCARE	GHX - Global Healthcare ExchangeSA14 is the 2016-17 renewal amendment	Technical Rep Approves Performance and invoices	Y	S
HTH210	B	\$178,249	O	\$167,763	-\$10,486	03/01/14	03/01/14	03/25/19	A & B PROPERTIES, INC.	33 Lono Avenue Lease - 5 years with Alexander & Baldwin on Maui	Technical Rep Approves Performance and invoices	Y	L
HTH210	B	\$72,228	O	\$146,202	\$73,974	01/01/14	01/01/14	10/24/19	HAWAII HEALTH INFORMATION	Health Information Data/Press-Ganey Surveys	Technical Rep Approves Performance and invoices	Y	S
HTH212	B	\$217,082	O	\$328,196	\$111,114	04/22/13	Various	Various	HEALTH INFORMATION	Coding Assistance for HIM Dept.	Technical Rep Approves Performance and invoices	Y	S
HTH210	B	\$3,888	O	\$169,717	\$165,829	07/11/14	07/11/14	07/14/19	Managed Resources Inc	Coding Services	Technical Rep Approves Performance and invoices	Y	S
HTH212	B	\$9,801	O	\$114,331	\$104,530	08/07/14	08/07/14	08/06/21	STRYKER SALES CORPORATION	Bed Maintenance	Technical Rep Approves Performance and invoices	Y	S
HTH210	B	\$93,728	O	\$266,667	\$172,939	08/01/16	08/01/16	07/31/19	BAYER HEALTHCARE LLC	Service and maintenance contract for radiographic contrast injectors.	Technical Rep Approves Performance and invoices	Y	S
HTH212	B	\$18,853	O	\$160,000	\$141,147	02/01/16	02/01/16	01/31/21	MEDIVATORS INC	Endoscope Reprocessor PM	Technical Rep Approves Performance and invoices	Y	G
HTH210	B	\$113,920	O	\$100,104	-\$13,816	03/01/12	03/01/12	02/28/20	MARR JONES & WANG LLP	Labor and employment legal services - exercise the third option period	Technical Rep Approves Performance and invoices	Y	C
HTH210	B	\$159,939	O	\$332,119	\$172,180	07/18/12	Various	Various	RELAYHEALTH DBA	RelayHealth/McKesson - Claims AdministrationSA05 - RelayHealth Assurance Attach	Technical Rep Approves Performance and invoices	Y	S
HTH212	B	\$44,667	O	\$700,649	\$655,982	12/22/15	12/22/15	12/21/18	COMPHEALTH, INC.	Locums Agreement for Cardiology & Family Health	Technical Rep Approves Performance and invoices	Y	S
HTH212	B	\$12,727	O	\$118,494	\$105,767	12/13/12	12/13/12	12/12/18	MCKESSON PHARMACY SYSTEMS	Replacement of Pharmacy Robot Rx	Technical Rep Approves Performance and invoices	Y	G
HTH210	B	\$91,342	O	\$114,390	\$23,049	09/29/12	09/29/12	03/28/21	ACCLAMATION INSURANCE	Third Party Administration of HHSC Self-Insured Workers Comp and Employers Liab	Technical Rep Approves Performance and invoices	Y	S
HTH210	B	\$274,955	O	\$708,104	\$433,149	05/09/14	05/09/14	05/31/21	FUJIFILM MEDICAL SYST.USA	5 year Emerald Synapse Critical Service Agreement	Technical Rep Approves Performance and invoices	Y	S
HTH212	B	\$96,235	O	\$195,068	\$98,833	07/01/16	07/01/16	04/08/19	OTIS ELEVATOR COMPANY	Modernization of Lobby and Dietary Elevator at Maluhia	Technical Rep Approves Performance and invoices	Y	G
HTH212	B	\$250,905	O	\$288,963	\$38,059	09/01/16	09/01/16	02/28/19	PACIFIC WASTE INC.	Refuse Collection Services	Technical Rep Approves Performance and invoices	Y	S
HTH212	B	\$42,832	O	\$145,161	\$102,329	01/22/16	01/22/16	07/02/19	B.E. Smith Interim Services, Inc.	Recruitment Agreement	Technical Rep Approves Performance and invoices	Y	S
HTH210	B	\$432,626	O	\$500,000	\$67,374	07/23/16	07/23/16	07/23/19	CADES SCHUTTE LLP	Legal Services	Technical Rep Approves Performance and invoices	Y	C
HTH212	B	\$265,968	O	\$264,290	-\$1,678	06/09/16	06/09/16	02/13/20	CARDOSA CONSTRUCTION SERVICES	General Contractor for Pharmacy Remodel	Technical Rep Approves Performance and invoices	Y	S
HTH212	B	\$21,754	O	\$166,821	\$145,067	09/19/16	09/19/16	09/18/19	KARL STORZ ENDOSCOPY- EDI	Disposable Medical Supplies	Technical Rep Approves Performance and invoices	Y	S
HTH210	B	\$50,963	O	\$100,139	\$49,176	07/23/14	02/23/18	02/22/20	TEKSYSTEMS	Soarian Financials Support	Technical Rep Approves Performance and invoices	Y	S
HTH212	B	\$396,943	O	\$525,000	\$128,057	06/01/16	06/01/16	05/31/19	UP TO DATE CLEANERS	Laundry Services.	Technical Rep Approves Performance and invoices	Y	S
HTH212	B	\$1,608	O	\$71,457	\$69,849	08/15/12	08/15/12	08/14/19	USA MOBILITY WIRELESS,INC	USA Mobility Wireless	Technical Rep Approves Performance and invoices	Y	S
HTH210	B	\$72,228	O	\$96,529	\$24,301	10/24/14	10/24/14	10/21/19	HAWAII HEALTH INFORMATION	Data Clearing House (Provider Portal) to Meet Meaningful Use Requirements	Technical Rep Approves Performance and invoices	Y	S
HTH212	B	\$98,040	O	\$90,000	-\$8,040	06/01/15	06/01/15	06/01/20	GEOCAG Partnership	ENT Clinic Lease	Technical Rep Approves Performance and invoices	Y	S
HTH210	B	\$86,621	O	\$65,439	-\$21,182	08/01/13	08/01/13	07/31/19	ADL DATA SYSTEMS, INC.	ADL Data Systems - LTC MDS Assessment SoftwareSA04 - Amends scope of work to	Technical Rep Approves Performance and invoices	Y	S
HTH212	B	\$64,488	O	\$276,431	\$211,943	08/01/16	08/01/16	02/21/20	DAVIS WRIGHT TREMAINE LLP	Legal Services/Compliance Agreement	Technical Rep Approves Performance and invoices	Y	C
HTH210	B	\$133,333	O	\$137,405	\$4,072	12/22/15	12/22/15	08/08/19	THUNDERCAT TECHNOLOGY, LLC	ThunderCat Technology: IS Security Assessment ServicesSA01 = 2016-17 Maintena	Technical Rep Approves Performance and invoices	Y	S
HTH212	B	\$1,133	O	\$63,123	\$61,990	07/06/15	07/06/15	07/31/20	Santiago, M.D., Lyric	Physician Agreement Urology	Technical Rep Approves Performance and invoices	Y	S
HTH210	B	\$4,200	O	\$41,481	\$37,281	02/28/12	02/28/12	07/31/19	Child and Family Service	System-Wide Employee Assistance Services	Technical Rep Approves Performance and invoices	Y	S
HTH212	B	\$2,878	O	\$50,023	\$47,146	03/08/13	03/08/13	03/07/19	ISLAND SIGNAL & SOUND, INC.	Smoke Detector Maintenance, Cleaning & Testing	Technical Rep Approves Performance and invoices	Y	S

HTH210	B	\$38,130	O	\$50,023	\$11,894	11/13/13	11/13/13	11/12/19	LANGUAGE ACCESS NETWORK, LLC	Translation Services	Technical Rep Approves Performance and invoices	Y	S
HTH212	B	\$8,267	O	\$60,033	\$51,767	07/01/15	07/01/15	06/30/20	WOLTERS KLUWER HEALTH,INC	No Available	Technical Rep Approves Performance and invoices	Y	S
HTH212	B	\$57,048	O	\$37,188	-\$19,860	03/27/14	03/27/14	10/05/21	INTOUCH TECHNOLOGIES, INC.	Telemedicine Robot for Behavioral Health	Technical Rep Approves Performance and invoices	Y	S
HTH212	B	\$24,807	O	\$26,875	\$2,068	01/03/13	01/03/13	09/30/22	GE HEALTHCARE FINANCIAL	Lease for Fluoroscopy Equipment	Technical Rep Approves Performance and invoices	Y	E
HTH212	B	\$126,993	O	\$162,576	\$35,583	01/17/16	Various	Various	HAWAII PACIFIC XRAY CORP	Service Agreement for Selenia Hologic mammography unit.	Technical Rep Approves Performance and invoices	Y	S
HTH210	B	\$92,914	O	\$92,614	-\$300	07/21/14	07/21/14	04/20/19	SCIQUEST, INC. (DALLAS, TX)	SciQuest - Contracts Database Management SystemsSA02 is the 2016-17 renewal	Technical Rep Approves Performance and invoices	Y	S
HTH212	B	\$8,333	O	\$38,351	\$30,018	12/11/12	12/11/12	12/10/18	IMANAKA ASATO LLC	Procedural Terms Index - Interface	Technical Rep Approves Performance and invoices	Y	S
HTH212	B	\$146,020	O	\$310,431	\$164,411	07/24/16	07/24/16	07/23/18	HEALTHCARE CODING	Coding/Auditing services on an as needed basis.	Technical Rep Approves Performance and invoices	Y	S
HTH212	B	\$29,120	O	\$31,260	\$2,140	05/01/14	05/01/14	07/31/20	ELEKTA, INC.	Radiation & Oncology Software-Mosaiq	Technical Rep Approves Performance and invoices	Y	S
HTH212	B	\$133,590	O	\$135,754	\$2,164	02/01/15	03/20/17	03/16/19	MSI COMPANY, THE #2	Propane - Liquefied Petroleum Gas	Technical Rep Approves Performance and invoices	Y	G
HTH212	B	\$19,105	O	\$31,999	\$12,893	06/01/13	06/01/13	03/07/19	ROCHE DIAGNOSTICS STD EDI	Glucose Meters	Technical Rep Approves Performance and invoices	Y	G
HTH212	B	\$36,911	O	\$33,333	-\$3,578	07/01/14	07/01/14	12/31/18	GAMMA CORPORATION	Gamma Corp	Technical Rep Approves Performance and invoices	Y	S
HTH210	B	\$11,613	O	\$50,046	\$38,434	11/14/16	11/14/16	11/13/19	REGULATORY COMPLIANCE CONSULTI	Compliance and Privacy Officer	Technical Rep Approves Performance and invoices	Y	S
HTH210	B	\$17,500	O	\$27,615	\$10,115	08/08/14	08/08/14	08/07/19	HEALTH PROFESSOR, INC.	Compliance LMS	Technical Rep Approves Performance and invoices	Y	S
HTH212	B	\$45,136	O	\$33,750	-\$11,386	01/01/15	01/01/15	12/31/18	CARDONE	MRView Imaging Software for Kohala Hospital and Kona Community Hospital.	Technical Rep Approves Performance and invoices	Y	S
HTH210	B	\$9,563	O	\$43,373	\$33,811	07/08/16	07/08/16	07/07/19	MDI SOLUTIONS	MDI - Interface Development and Maintenance to support EMR System	Technical Rep Approves Performance and invoices	Y	S
HTH212	B	\$0	Hourly	\$44,158	\$44,158	01/01/16	01/01/16	06/08/27	HAWAII RADIOLOGIC	Radiology Services for East Hawaii	Technical Rep Approves Performance and invoices	Y	S
HTH212	B	\$16,314	O	\$28,986	\$12,672	05/02/13	10/28/14	12/31/19	Hawaii Island Radiation Oncology Ltd	Oncology Medical Director Services	Technical Rep Approves Performance and invoices	Y	S
HTH212	B	\$8,565	O	\$30,000	\$21,435	08/01/16	08/01/16	07/31/20	FISHER HEALTHCARE STD	Point of Care purchasing commitment agreement.	Technical Rep Approves Performance and invoices	Y	S
HTH212	B	\$17,624	O	\$20,009	\$2,385	01/03/14	01/03/14	01/02/20	Palmer, M.C.E., Harold F.	Radiation Safety Officer	Technical Rep Approves Performance and invoices	Y	S
HTH212	B	\$12,518	O	\$7,451	-\$5,067	04/01/14	04/01/14	12/07/20	PRESS GAMEY ASSOCIATE,INC	Satisfaction Survey Services	Technical Rep Approves Performance and invoices	Y	S
HTH212	B	\$104,661	O	\$517,499	\$412,838	08/19/16	08/19/17	08/18/18	SODEXO CTM, INC.	Renewal of Biomedical PM and Management of Equipment Services	Technical Rep Approves Performance and invoices	Y	S
HTH210	B	\$0	O	\$10,257	\$10,257	05/22/15	05/22/15	05/21/19	ZIXCORP	Zixcorp: Secure email encryption service	Technical Rep Approves Performance and invoices	Y	S
HTH212	B	\$14,178	O	\$19,934	\$5,756	02/02/16	02/02/16	02/08/21	Hall, Alice	Legal Services Agreement	Technical Rep Approves Performance and invoices	Y	C
HTH212	B	\$17,634	O	\$20,011	\$2,377	04/17/14	04/17/14	04/16/19	JCB Laboratories, LLC	Pharmacy Compounding Agreement - 10 days notice to terminate before 04/16/20	Technical Rep Approves Performance and invoices	Y	S
HTH212	B	\$17,273	O	\$11,429	-\$5,845	04/01/11	04/01/11	12/31/19	The Call Center of Hawaii	After-Hours Answering Service for Outpatient Clinics	Technical Rep Approves Performance and invoices	Y	S
HTH212	B	\$9,600	O	\$18,010	\$8,410	04/15/14	04/15/14	04/14/19	DRAEGER MEDICAL INC. EDI	Drager Preventative Maintenance	Technical Rep Approves Performance and invoices	Y	S
HTH210	B	\$51,744	O	\$61,002	\$9,258	04/08/14	04/08/14	03/17/20	ECRI	ECRI - On-demand Custom Analytic ToolSA01 is 2016-2017 renewal;	Technical Rep Approves Performance and invoices	Y	S
HTH212	B	\$86,702	O	\$90,125	\$3,424	04/14/16	04/14/17	04/13/19	NCNS ENVIRONMENTAL INC.	Pathological Waste Management Services.	Technical Rep Approves Performance and invoices	Y	S
HTH212	B	\$2,899	O	\$21,465	\$18,566	07/08/16	07/08/16	07/07/20	APRIMA MEDICAL SOFTWARE	Billing Services	Technical Rep Approves Performance and invoices	Y	S
HTH210	B	\$28,082	O	\$20,066	-\$8,016	01/06/15	01/06/15	03/31/19	HAWAII EMPLOYERS COUNCIL	HR services and consulting	Technical Rep Approves Performance and invoices	Y	S
HTH212	B	\$15,877	O	\$10,484	-\$5,393	11/01/12	11/01/12	10/31/20	ECOLAB INC	Pest elimination and control	Technical Rep Approves Performance and invoices	Y	S
HTH212	B	\$52,213	O	\$50,502	-\$1,711	11/01/15	11/01/15	10/31/19	WASTEWATE & PUMP	Wastewater and Pump Service	Technical Rep Approves Performance and invoices	Y	S
HTH212	B	\$27,900	O	\$27,907	\$7	11/11/10	02/19/16	12/31/18	Dolan M.D., Lynda M.	SNF Long Term Care - Dolan	Technical Rep Approves Performance and invoices	Y	S
HTH212	B	\$25,760	O	\$26,667	\$907	11/11/10	01/01/16	12/31/18	Kurohara, Kevin M.D.	SNF Long Term Care - Kurohara	Technical Rep Approves Performance and invoices	Y	S
HTH212	B	\$11,006	O	\$12,014	\$1,009	07/08/13	07/08/13	07/07/19	GUARDIAN FIRE, INC.	Annual Fire Equipment-Tests-& Service added services	Technical Rep Approves Performance and invoices	Y	S
HTH212	B	\$24,213	O	\$20,000	-\$4,213	08/01/16	08/01/16	07/31/19	UPTODATE, INC.	Up To Date Medical Reference Subscription	Technical Rep Approves Performance and invoices	Y	S
HTH212	B	\$24,182	O	\$13,645	-\$10,537	01/15/16	01/15/16	07/31/19	NALCO COMPANY	Nalco	Technical Rep Approves Performance and invoices	Y	S
HTH212	B	\$25,098	O	\$8,337	-\$16,761	12/01/13	12/01/13	11/30/19	Kalona Properties, LLC	Property Lease for Parking	Technical Rep Approves Performance and invoices	Y	L
HTH212	B	\$12,500	O	\$11,429	-\$1,071	09/01/15	09/01/15	01/16/20	PU'ULU LAPA'AU	Physician Monitoring - SA 01 - MRHCS	Technical Rep Approves Performance and invoices	Y	S
HTH212	B	\$18,255	O	\$11,875	-\$6,380	09/01/16	09/01/16	08/31/20	Patel, Mahendra, MS	Radiation Safety Inspection Services	Technical Rep Approves Performance and invoices	Y	S
HTH210	B	\$18,224	O	\$15,223	-\$3,001	04/01/16	04/01/16	03/31/19	Mackenzie Medical Group LLC	MacKenzie Med Grp: On-site Surgical Instrument Sharpening and Preventative Ma	Technical Rep Approves Performance and invoices	Y	S
HTH212	B	\$4,507	O	\$7,784	\$3,277	01/01/17	01/01/17	05/13/19	CIMRO	Medical Peer Review Services	Technical Rep Approves Performance and invoices	Y	S
HTH212	B	\$1,300	O	\$5,319	\$4,019	01/15/14	01/15/14	08/14/20	Heintz, Lawrence, Ph.D.	Clinical Ethics Services	Technical Rep Approves Performance and invoices	Y	S
HTH212	B	\$4,608	O	\$5,836	\$1,228	12/11/12	12/11/12	12/10/18	PITNEY BOWES, INC. #2	Pitney Bowes	Technical Rep Approves Performance and invoices	Y	S
HTH212	B	\$19,293	O	\$19,324	\$30	04/28/15	04/28/15	11/07/19	MILLUMIAN CARE	Utilization Review Guidelines software.	Technical Rep Approves Performance and invoices	Y	S
HTH210	B	\$1,925	O	\$4,963	\$3,038	01/07/13	01/07/13	01/23/19	LANGUAGE LINE SERVICES	Language interpretation services, translating services and ASL services	Technical Rep Approves Performance and invoices	Y	S
HTH212	B	\$21,772	O	\$15,063	-\$6,710	03/01/17	03/01/17	02/28/19	MCKESSON CORPORATION	340B Processing software/ split billing	Technical Rep Approves Performance and invoices	Y	S
HTH210	B	\$5,266	O	\$6,250	\$984	04/01/16	04/01/16	03/31/20	MENEHUNE WATER CO INC #2	Water delivery services to HHSC corporate offices on Oahu and Maui	Technical Rep Approves Performance and invoices	Y	S
HTH212	B	\$42,266	O	\$40,000	-\$2,266	12/24/15	12/24/15	12/23/19	ENDOGASTRIC SOLUTIONS	CO-Marketing Agreement EndoGastric Solutions	Technical Rep Approves Performance and invoices	Y	S
HTH212	B	\$4,125	O	\$3,810	-\$315	05/01/15	05/01/15	07/31/20	OUTCOME SCIENCES, INC.	On Line Membership	Technical Rep Approves Performance and invoices	Y	S
HTH212	B	\$5,629	O	\$2,651	-\$2,977	08/09/12	08/09/12	08/31/19	KONE INC	No Available	Technical Rep Approves Performance and invoices	Y	S
HTH212	B	\$12,000	M	\$5,358	-\$6,642	01/19/17	01/19/17	01/14/20	YOSHIMURA, DEAN	Lab Consultant Services for West Kauai Clinics.	Technical Rep Approves Performance and invoices	Y	S
HTH212	B	\$5,330	O	\$7,388	\$2,058	02/01/17	02/01/17	06/07/19	CUMMINS PACIFIC, LLC	Emergency generator inspection; maintenance; and load bank testing.	Technical Rep Approves Performance and invoices	Y	S
HTH210	B	\$15,894	O	\$8,341	-\$7,553	07/28/15	07/28/15	07/26/21	PACIFIC ISLAND AIR TECH	Air conditioning maintenance and service for corporate offices located on Oahu.	Technical Rep Approves Performance and invoices	Y	S
HTH212	B	\$5,193	O	\$106,600	\$101,408	10/01/16	10/01/16	03/31/19	FIRE DOOR SOLUTIONS	Life Safety Inspection - fire doors	Technical Rep Approves Performance and invoices	Y	S
HTH210	B	\$4,751	O	\$1,313	-\$3,438	12/29/16	12/29/16	12/28/21	MAILFINANCE	Meter Reader - Integrated Business Solutions	Technical Rep Approves Performance and invoices	Y	S
HTH210	B	\$3,318	O	\$1,569	-\$1,749	03/01/15	03/01/15	02/28/19	MORPHOTRAK, INC.	LiveScan Station software and hardware support.	Technical Rep Approves Performance and invoices	Y	S
HTH212	B	\$57,106	O	\$52,632	-\$4,474	04/09/18	04/09/18	03/03/20	AJ & Sons Catering, Ltd	Ornish Catering	Technical Rep Approves Performance and invoices	Y	S
HTH212	B	\$5,129	O	\$64,286	\$59,157	06/18/18	06/18/18	06/30/21	ANNA M MAISU MD	Resident Employment Agreement	Technical Rep Approves Performance and invoices	Y	S
HTH212	B	\$83,595	O	\$303,077	\$219,482	10/18/18	10/18/18	10/17/19	Beyond Green Partners	Contractor shall provide review of he current food service facilities.	Technical Rep Approves Performance and invoices	Y	S
HTH212	B	\$1,943	O	\$80,000	\$78,057	04/09/18	04/09/18	04/08/19	BIANCHI, SHANNON MD.	Shannon Bianchi Anesthesia Temp	Technical Rep Approves Performance and invoices	Y	S
HTH212	B	\$5,996	O	\$17,988	\$11,992	08/01/18	08/01/18	07/31/19	CareerBuilder, LLC	Recruitment services	Technical Rep Approves Performance and invoices	Y	S
HTH212	B	\$20,000	O	\$230,000	\$210,000	08/01/18	08/01/18	07/31/20	CRAIG MICHAEL BURGER, MD.	Dr. Craig Burger	Technical Rep Approves Performance and invoices	Y	S
HTH212	B	\$458	O	\$3,004	\$2,546	05/02/18	05/02/18	05/01/20	Gum Design LLC	Website design and content updating services	Technical Rep Approves Performance and invoices	Y	S
HTH212	B	\$1,107,415	O	\$1,330,601	\$223,186	04/29/18	04/29/18	04/30/22	HAWAII EMERGENCY	Emergency Department Physician Staffing for HHH	Technical Rep Approves Performance and invoices	Y	S
HTH212	B	\$1,569,087	O	\$2,074,641	\$505,554	01/01/18	01/01/18	12/31/19	Hawaii Emergency Physicians Associated Inc	Emergency Room Physician and Acute services at SMMH	Technical Rep Approves Performance and invoices	Y	S
HTH212	B	\$18,177	O	\$50,000	\$31,823	03/15/18	03/15/18	03/14/19	Hawaii Mold and Environmental Testing, LLC	Mold and environmental testing	Technical Rep Approves Performance and invoices	Y	S
HTH212	B	\$2,897	O	\$24,500	\$21,603	10/22/18	10/22/18	10/21/19	Heimgartner, Jennifer	Guardianship Attorney	Technical Rep Approves Performance and invoices	Y	C
HTH212	B	\$2,612	O	\$64,286	\$61,674	06/18/18	06/18/18	06/30/21	HENRY C CHO MD	Resident Employment Agreement	Technical Rep Approves Performance and invoices	Y	S

HTH212	B	\$35,000	O	\$43,613	\$8,613	01/18/18	01/18/18	01/31/19	Horty, Springer & Mattern, P.C.	Revise med. staff's by-laws, rules & Regulations to meet TJC standards	Technical Rep Approves Performance and invoices	Y	S
HTH212	B	\$546	O	\$1,251	\$705	12/15/18	12/15/18	12/14/22	InfuSystem, Inc	Infusion Pumps - Medicare Patients	Technical Rep Approves Performance and invoices	Y	S
HTH212	B	\$842	O	\$1,655	\$813	01/18/18	01/18/18	01/17/19	ITW Food Equipment Group LLC	Maintenance inspection for Vulcan Convection Steamer (S/N 463023211; Model C2	Technical Rep Approves Performance and invoices	Y	S
HTH212	B	\$7,000	O	\$14,000	\$7,000	07/01/18	07/01/18	06/30/19	Keegan Mason & Associates	Physician, Non-Clinical Antibiotic Stewardship Consulting	Technical Rep Approves Performance and invoices	Y	S
HTH212	B	\$8,163	O	\$16,325	\$8,163	06/12/18	06/12/18	06/11/19	Lyman Family Farm, Inc.	Land use agreement for vacant land adjacent to KCH	Technical Rep Approves Performance and invoices	Y	L
HTH212	B	\$1,609	O	\$4,757	\$3,148	05/01/18	05/01/18	04/30/20	Marnie Weidman	Interior Design Services	Technical Rep Approves Performance and invoices	Y	S
HTH210	B	\$49,332	O	\$501,393	\$452,061	03/01/18	03/01/18	02/29/20	Marr Jones & Wang	Legal Services	Technical Rep Approves Performance and invoices	Y	C
HTH212	B	\$25,434	O	\$90,000	\$64,566	06/01/18	06/01/18	05/31/19	Mauna Kea Technologies, Incorporated	Cellvizio Systems and mini probes	Technical Rep Approves Performance and invoices	Y	S
HTH210	B	\$715,168	O	\$1,134,384	\$419,216	05/29/18	05/29/18	05/28/21	Med-Data Incorporated	Account Resolution Services Master Services Agreement	Technical Rep Approves Performance and invoices	Y	S
HTH212	B	\$309,031	O	\$335,050	\$26,019	12/01/18	12/01/18	11/30/19	Northwest Medical Physics Center	Dosimetry Medical Physics Services	Technical Rep Approves Performance and invoices	Y	S
HTH210	B	\$618,201	O	\$900,000	\$281,799	06/27/14	06/27/14	06/27/19	On Call Consulting	Coding Services	Technical Rep Approves Performance and invoices	Y	S
HTH210	B	\$7,900	O	\$24,000	\$16,100	07/23/18	07/23/18	07/22/19	OneMedNet Corporation	OneMedNet: Secure transfer of digital medical imaging studies. Base Agreement	Technical Rep Approves Performance and invoices	Y	S
HTH212	B	\$15,496	O	\$4,000	-\$11,496	02/01/18	02/01/18	04/30/23	Orwak North American Inc.	Cardboard Baler, associated preventative maintenance, and extended warranty	Technical Rep Approves Performance and invoices	Y	S
HTH212	B	\$4,320	O	\$5,500	\$1,180	05/01/18	05/01/18	04/30/19	PadInMotion, Inc.	Cancer center patients' educational tablets	Technical Rep Approves Performance and invoices	Y	S
HTH210	B	\$68,628	O	\$94,746	\$26,118	03/28/18	03/28/18	05/10/19	Pipeline Health Holdings, LLC	PipelineRx -After hours remote pharmacy services	Technical Rep Approves Performance and invoices	Y	S
HTH212	B	\$36,446	O	\$36,446	\$0	07/20/18	07/20/18	07/19/19	Relias LLC	Web based Inservice Program	Technical Rep Approves Performance and invoices	Y	S
HTH212	B	\$302,175	O	\$324,911	\$22,736	06/08/18	06/08/18	06/07/20	Rider Levett Bucknall, Ltd.	Construction Project Management Services	Technical Rep Approves Performance and invoices	Y	S
HTH212	B	\$11,905	O	\$23,176	\$11,271	09/15/18	09/15/18	12/31/19	Royer Maddox Herron Advisors, LLC	Consulting services for governance training and development of a high performanc	Technical Rep Approves Performance and invoices	Y	S
HTH212	B	\$10,200	O	\$25,035	\$14,834	01/09/18	01/09/18	01/08/20	Star Medical Auditing Services, LLC	Coding and auditing services. SA#1 to extend time of performance for another yea	Technical Rep Approves Performance and invoices	Y	S
HTH212	B	\$245,956	O	\$428,475	\$182,518	04/29/18	04/29/18	04/28/19	Star Protection Agency LLC	Security guard services.	Technical Rep Approves Performance and invoices	Y	S
HTH212	B	\$5,000	O	\$200,000	\$195,000	08/07/18	08/07/18	08/06/19	Stroudwater Associates	Contractor to provide a comprehensive revenue cycle review	Technical Rep Approves Performance and invoices	Y	S
HTH212	B	\$88,445	O	\$90,000	\$1,555	11/09/18	11/09/18	11/08/19	Studer Group, LLC	Contractor shall provide coaching and proprietary resources services.	Technical Rep Approves Performance and invoices	Y	S
HTH212	B	\$18,603	O	\$13,732	-\$4,871	01/01/19	01/01/19	12/31/19	Sysmex America Inc.	Service agreement for Hematology Analyzer and Hematology Analyzer with Autolo	Technical Rep Approves Performance and invoices	Y	S
HTH212	B	\$38,623	O	\$66,728	\$28,105	02/05/18	02/05/18	02/04/21	The CBORD Group, Inc.	Food Service Information System for Room Service, Cafeteria, Inventory, Patient n	Technical Rep Approves Performance and invoices	Y	S
HTH212	B	\$54,028	O	\$66,107	\$12,079	07/23/18	07/23/18	12/04/18	The Hardenbergh Group Inc.	Temporary Medical Staff coordinator	Technical Rep Approves Performance and invoices	Y	S
HTH212	B	\$28,125	O	\$38,062	\$9,937	02/01/18	02/01/18	01/31/20	Tracy Buchman & Associates, LLC	Comprehensive healthcare emergency management compliance program	Technical Rep Approves Performance and invoices	Y	S
HTH212	B	\$35,104	O	\$36,250	\$1,146	06/01/18	06/01/18	05/31/19	Tropical Tree Care	Arborist Services	Technical Rep Approves Performance and invoices	Y	S
HTH210	B	\$5,677	O	\$2,002	-\$3,675	08/18/18	08/18/18	08/17/21	Troy Group, Inc.	Troy Group, Inc. - Printer Software Licensing and Support used to securely print Nai	Technical Rep Approves Performance and invoices	Y	S

Department of Health - Hawaii Health Systems Corporation
 Capital Improvements Program (CIP) Requests

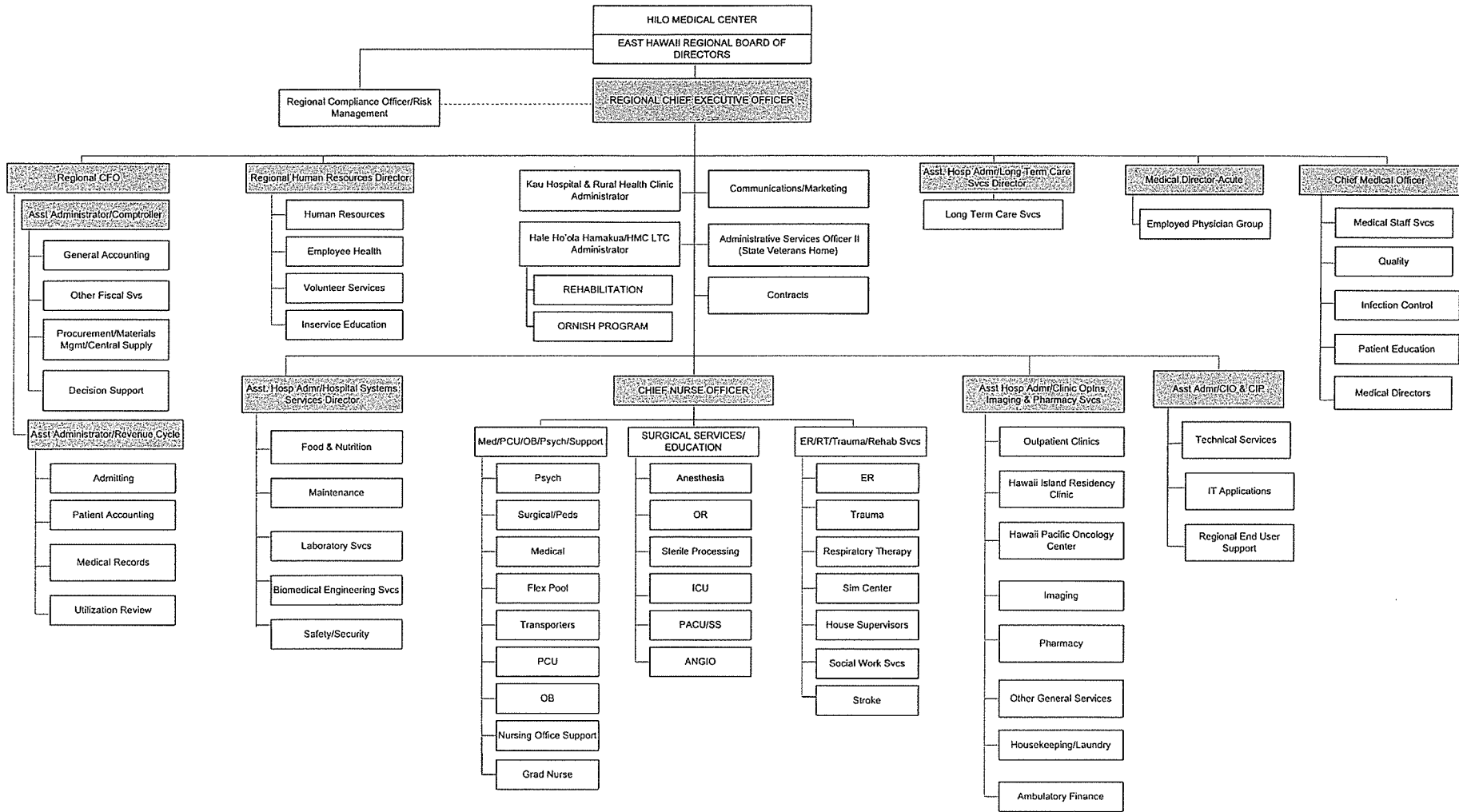
Table 15

<u>Prog ID</u>	<u>Prog ID</u> <u>Priority</u>	<u>Dept- Wide</u> <u>Priority</u>	<u>Senate</u> <u>District</u>	<u>Rep.</u> <u>District</u>	<u>Project Title</u>	<u>MOF</u>	<u>FY20 \$\$\$</u>	<u>FY21 \$\$\$</u>
HTH 212	1	1			Lump Sum Hawaii Health Systems Corporation, Improvements and Renovations, Statewide	C	\$ 20,000,000	\$ 21,500,000
HTH 211	1	2	23	47	Lump Sum Kahuku Medical Center, Improvements and Renovation, Oahu	C	\$ 1,500,000	
HTH 214	1	3			Lump Sum Maui Health System, Facilities Repair, Renovations and Upgrades, Maui/Lanai	C	\$ 6,000,000	\$ 6,000,000

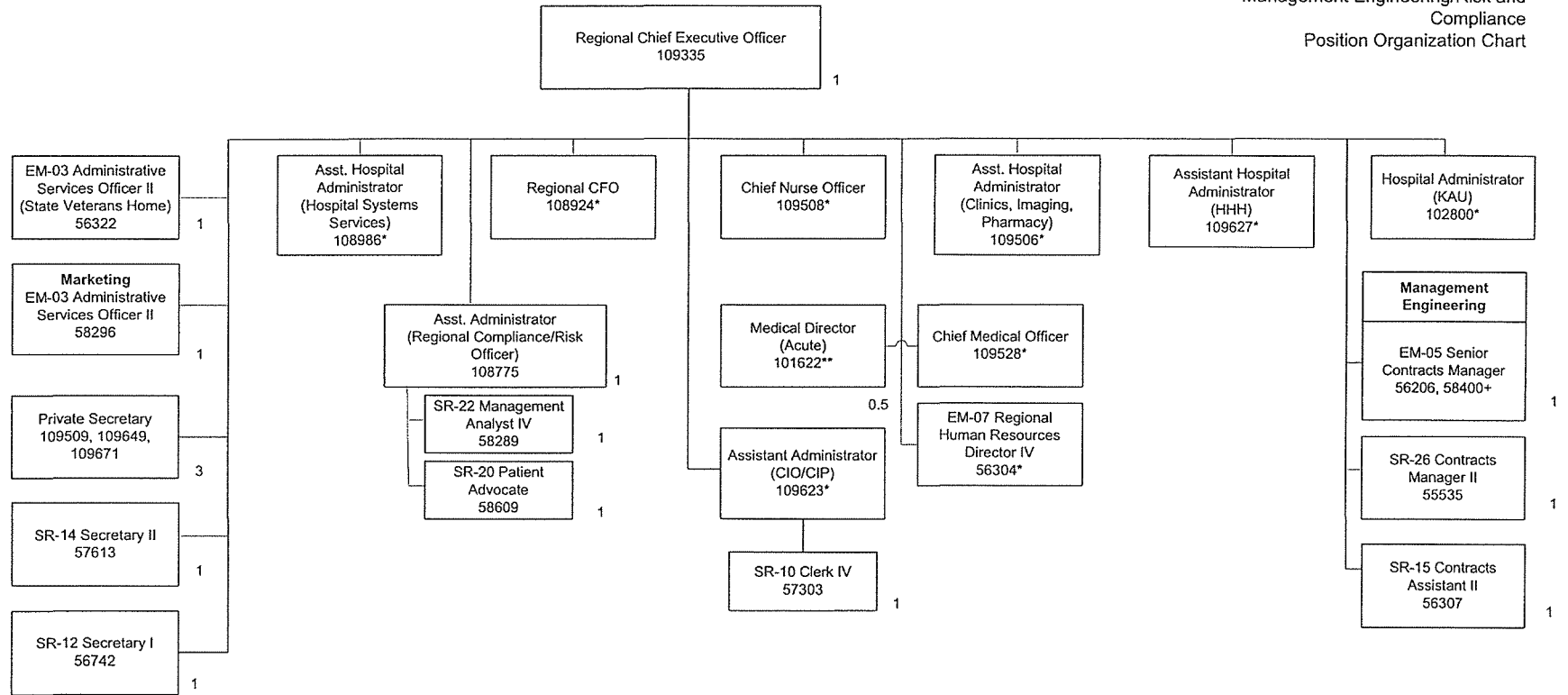
Department of Health - Hawaii Health Systems Corporation
CIP Lapses

Table 16

<u>Prog ID</u>	<u>Act/Year of Appropriation</u>	<u>Project Title</u>	<u>MOF</u>	<u>Lapse Amount \$\$\$\$</u>	<u>Reason</u>
		None			



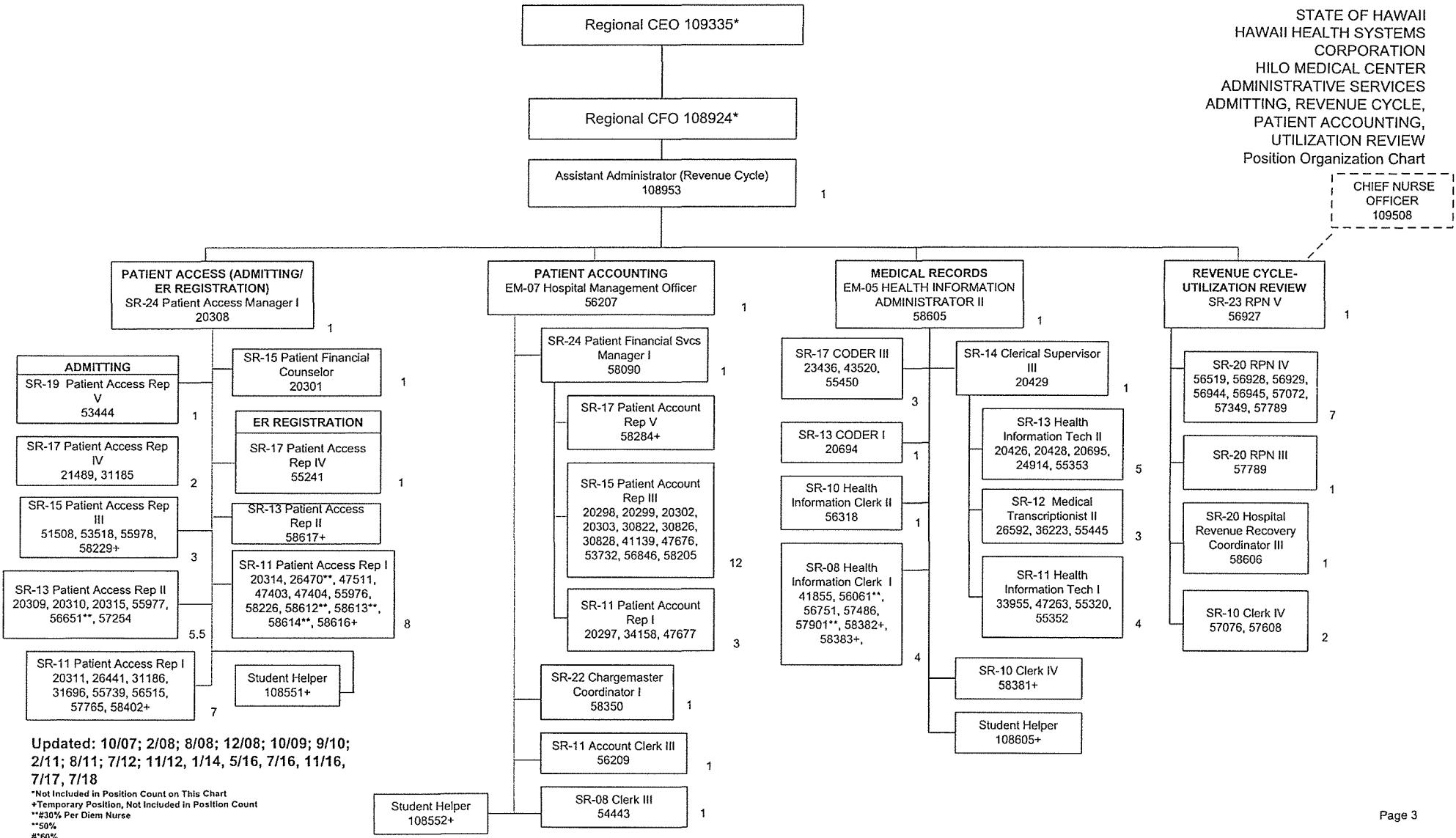
STATE OF HAWAII
HAWAII HEALTH SYSTEMS
CORPORATION
HILO MEDICAL CENTER
CEO REPORTING STRUCTURE/
Management Engineering/Risk and
Compliance
Position Organization Chart



Updated: 10/07; 2/08; 12/08; 10/09; 3/10; 5/10; 2/11; 8/11; 7/12; 11/12, 3/14
2/15, 7/15, 7/16, 7/17, 7/18
*Not Included in Position Count on This Chart
+Temporary Position, Not Included in Position Count
**50%

Total Position FTE Count on This Chart: 15.5

STATE OF HAWAII
HAWAII HEALTH SYSTEMS
CORPORATION
HILO MEDICAL CENTER
ADMINISTRATIVE SERVICES
ADMITTING, REVENUE CYCLE,
PATIENT ACCOUNTING,
UTILIZATION REVIEW
Position Organization Chart

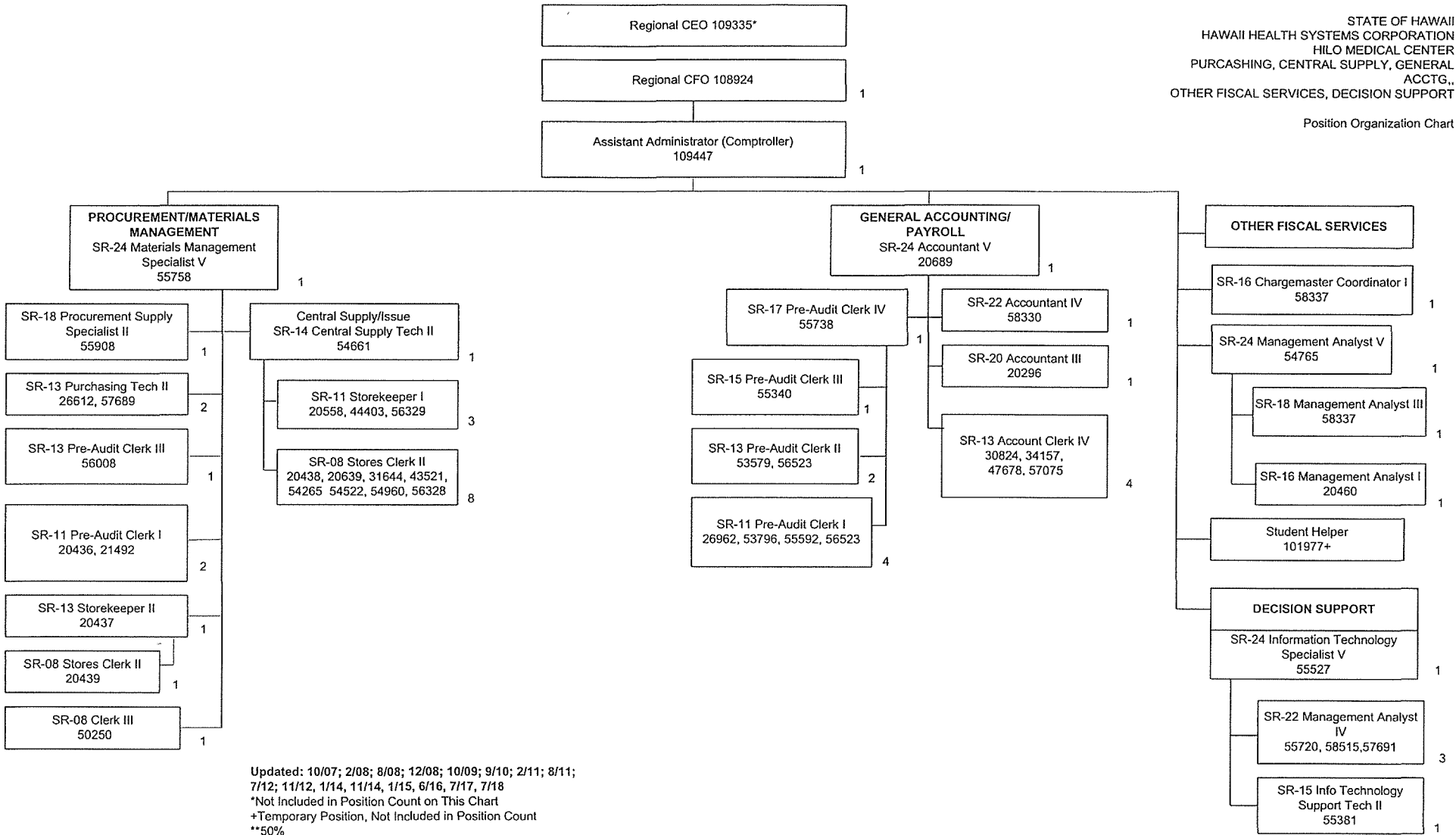


Updated: 10/07; 2/08; 8/08; 12/08; 10/09; 9/10; 2/11; 8/11; 7/12; 11/12, 1/14, 5/16, 7/16, 11/16, 7/17, 7/18

*Not Included in Position Count on This Chart
+Temporary Position, Not Included in Position Count
**#30% Per Diem Nurse
**50%
#*60%
***80%
.....

Total Position FTE Count on This Chart: 85.5

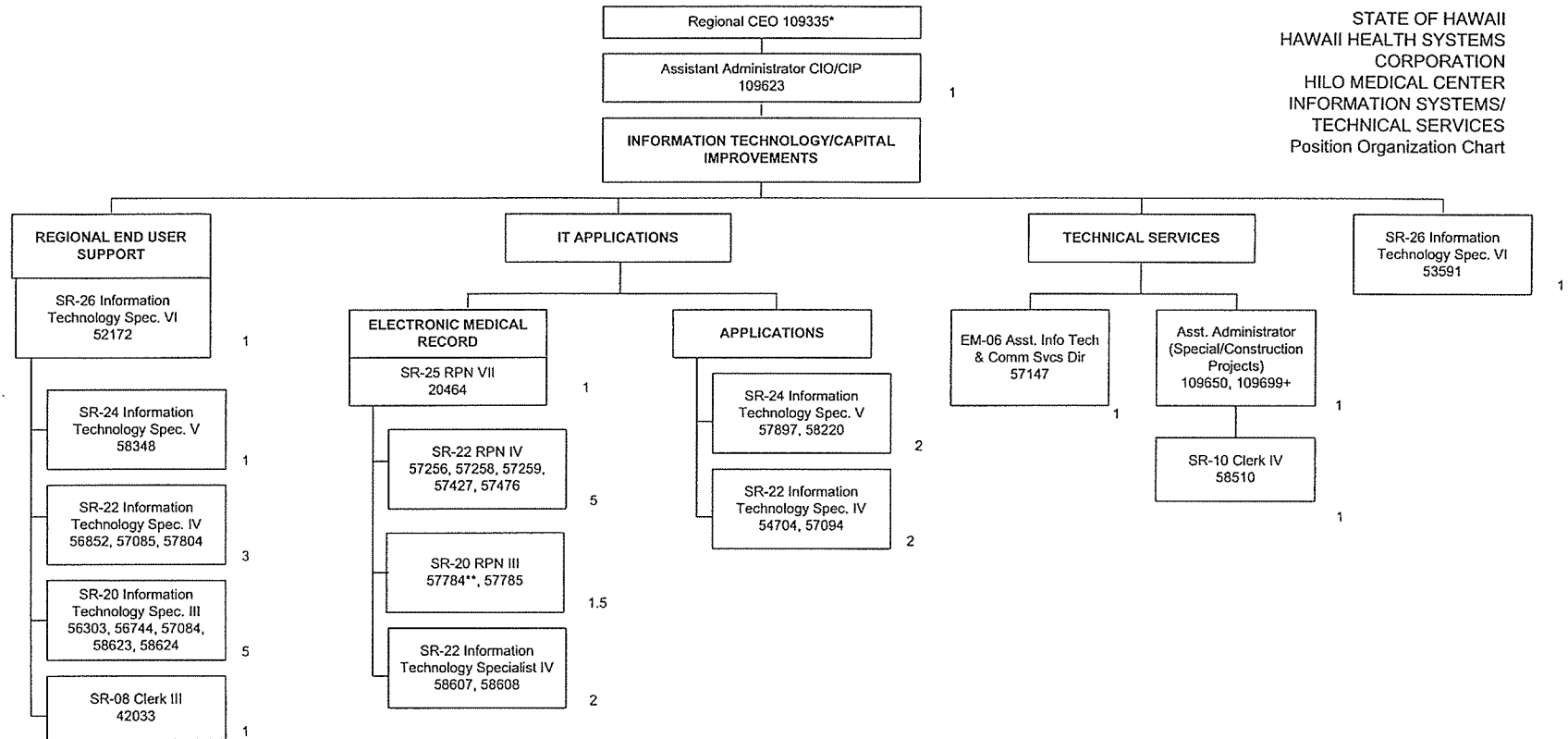
Position Organization Chart



Updated: 10/07; 2/08; 8/08; 12/08; 10/09; 9/10; 2/11; 8/11;
7/12; 11/12, 1/14, 11/14, 1/15, 6/16, 7/17, 7/18
*Not Included in Position Count on This Chart
+Temporary Position, Not Included in Position Count
**50%

Total Position FTE Count on This Chart: 48

STATE OF HAWAII
HAWAII HEALTH SYSTEMS
CORPORATION
HILO MEDICAL CENTER
INFORMATION SYSTEMS/
TECHNICAL SERVICES
Position Organization Chart



Updated 3/16/12, 4/12; 7/12; 11/12; 7/13, 7/14, 7/16,

7/17, 7/18

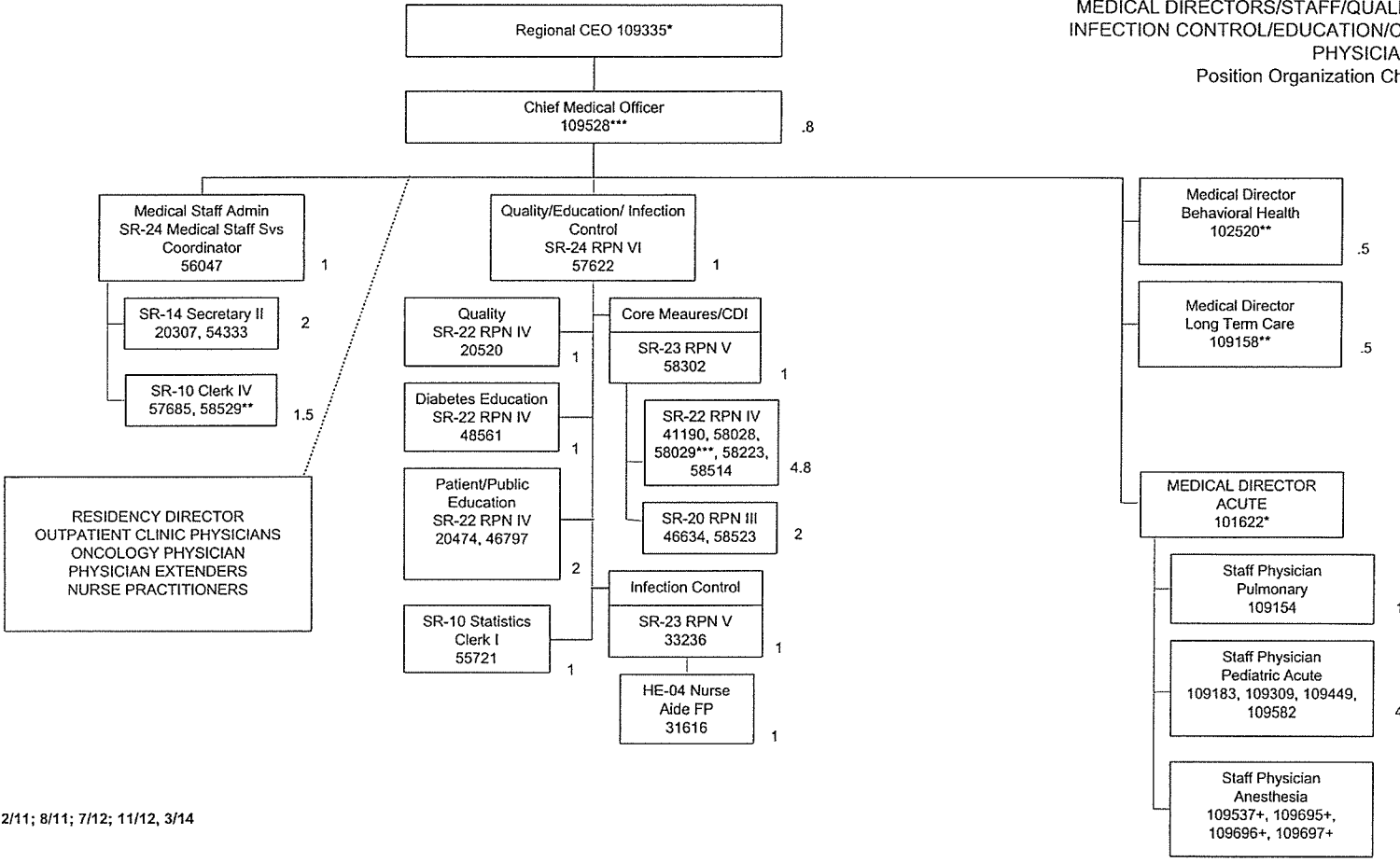
*Not Included in Position Count on This Chart

+Temporary Position, Not Included in Position Count

**50%

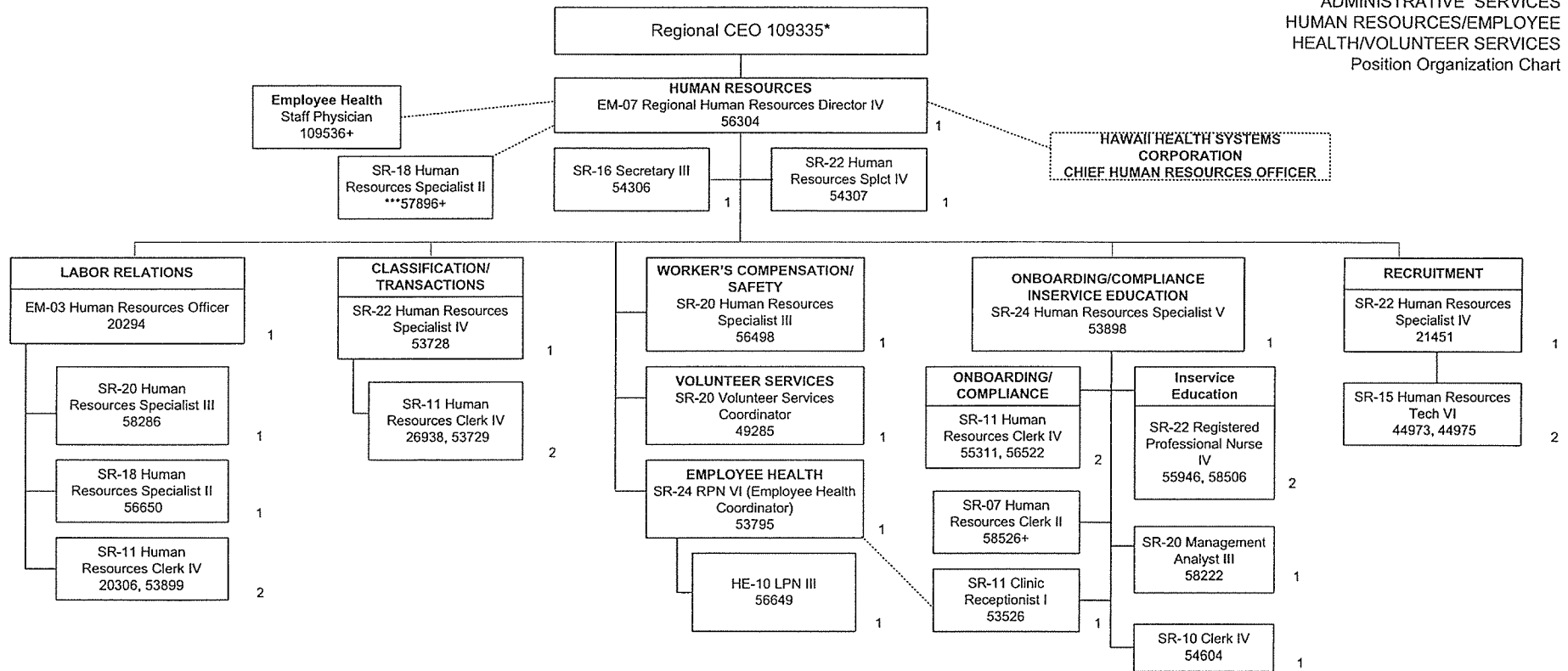
Total Position FTE Count on This Chart: 29.5

STATE OF HAWAII
HAWAII HEALTH SYSTEMS
CORPORATION
HILO MEDICAL CENTER
MEDICAL DIRECTORS/STAFF/QUALITY
INFECTION CONTROL/EDUCATION/CDI/
PHYSICIANS
Position Organization Chart



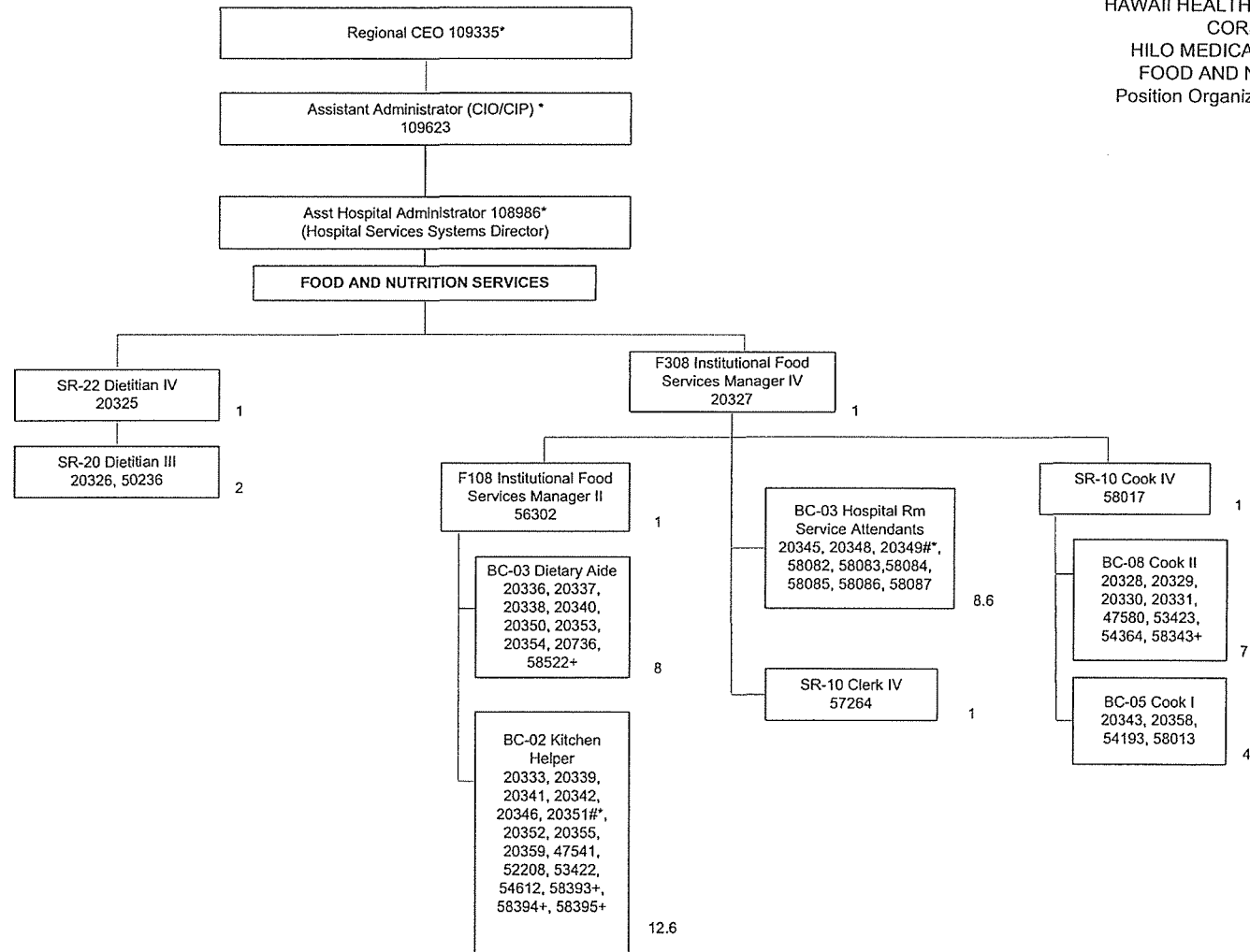
Updated: 10/07; 2/08; 12/08; 10/09; 3/10; 5/10; 2/11; 8/11; 7/12; 11/12, 3/14
2/15, 7/15, 7/16, 7/17, 7/18
*Not Included in Position Count on This Chart
+Temporary Position, Not Included in Position Count
**50%
***80%

Total Position FTE Count on This Chart: 27.1



Update: 8/07; 1/16/08; 2/08; 8/08; 12/08; 1/30/09;
7/09; 8/09; 10/09; 12/09; 6/10; 2/11; 4/11; 8/11; 1/12; 7/12; 11/12,
11/14, 2/15, 7/15, 11/15, 7/17, 1/18, 7/18
*Not Included in Position Count on This Chart
+Temporary Position, Not Included in Position Count
***10%

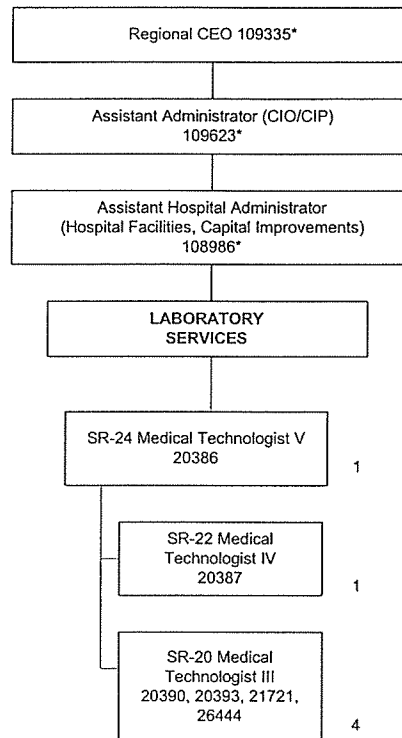
STATE OF HAWAII
HAWAII HEALTH SYSTEMS
CORPORATION
HILO MEDICAL CENTER
FOOD AND NUTRITION
Position Organization Chart



Updated 5/13; 2/14, 2/15, 7/15, 11/15, 5/16, 7/16, 3/17, 7/17, 1/18, 4/18, 7/18
Not Included in Position Count on This Chart
+Temporary Position, Not Included in Position Count
##40%
**50%
#*60%

Total Position FTE Count on This Chart: 47.2

STATE OF HAWAII
HAWAII HEALTH SYSTEMS
CORPORATION
HILO MEDICAL CENTER
LABORATORY SERVICES
Position Organization Chart

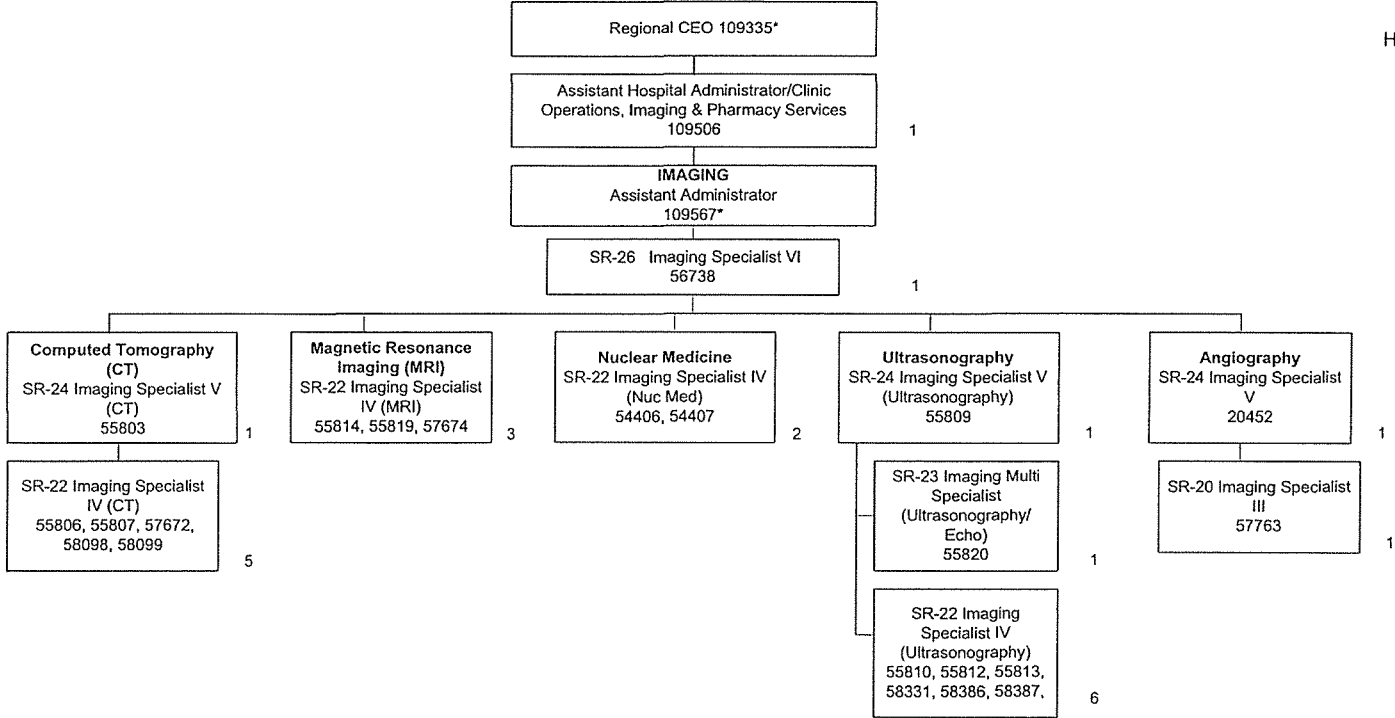


Updated: 10/07; 2/08; 12/08; 10/09; 3/10; 5/10; 2/11; 8/11; 7/12; 11/12, 3/14
2/15, 7/15, 7/16, 7/17, 1/18, 7/18

*Not Included in Position Count on This Chart
+Temporary Position, Not Included in Position Count
**50%

Total Position FTE Count on This Chart: 6

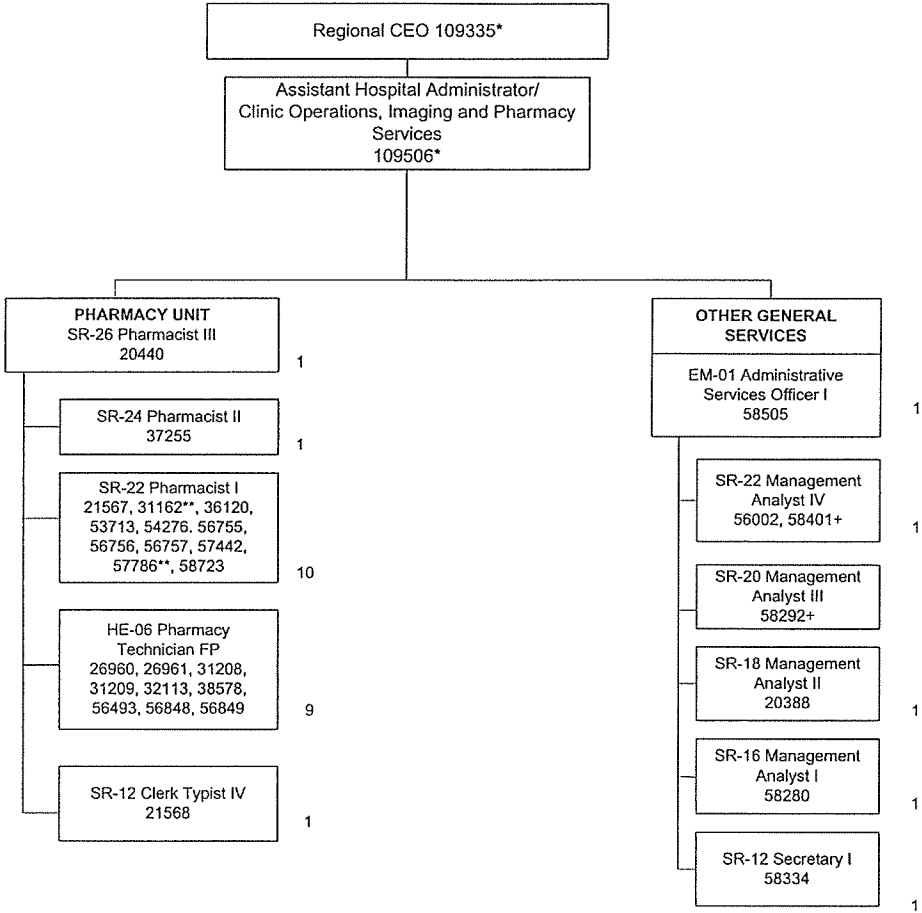
STATE OF HAWAII
HAWAII HEALTH SYSTEMS
CORPORATION
HILO MEDICAL CENTER
IMAGING SPECIALTY
Position Organization Chart



Updated 10/07; 2/08; 8/08; 12/08; 10/09; 2/11; 8/11; 1/12; 7/12; 11/12, 5/14, 2/15, 7/16, 7/17, 7/18

*Not Included in Position Count on This Chart
+Temporary Position, Not Included in Position Count
++90%
**50%

Total Position FTE Count on This Chart: 23

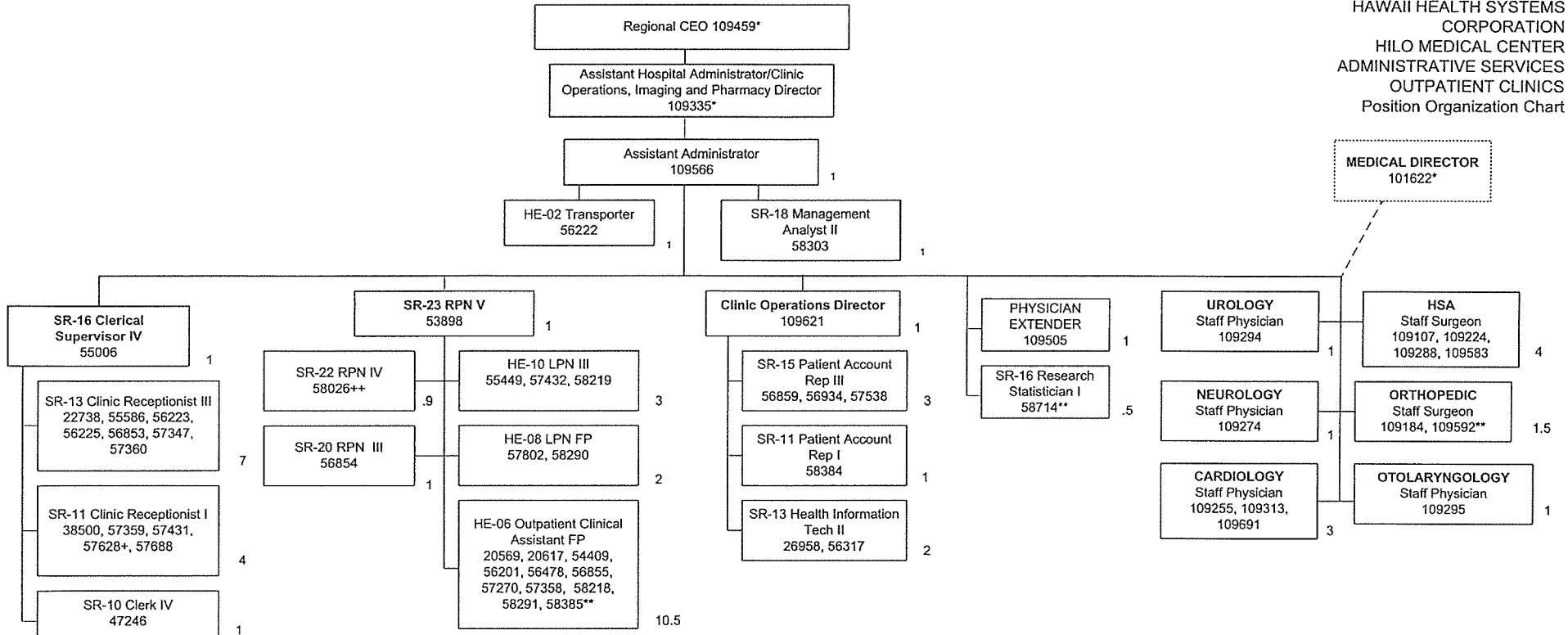


Updated: 10/07; 2/08; 12/08; 10/09; 3/10;
5/10; 2/11; 8/11; 7/12; 11/12, 3/14, 2/15,
7/15, 7/16, 7/17, 7/18

*Not Included in Position Count on This Chart
+Temporary Position, Not Included in Position Count
**50%

Total Position FTE Count on This Chart: 27

STATE OF HAWAII
HAWAII HEALTH SYSTEMS
CORPORATION
HILO MEDICAL CENTER
ADMINISTRATIVE SERVICES
OUTPATIENT CLINICS
Position Organization Chart



Updated 11/12, 9/14, 7/15, 7/16, 7/17, 7/18

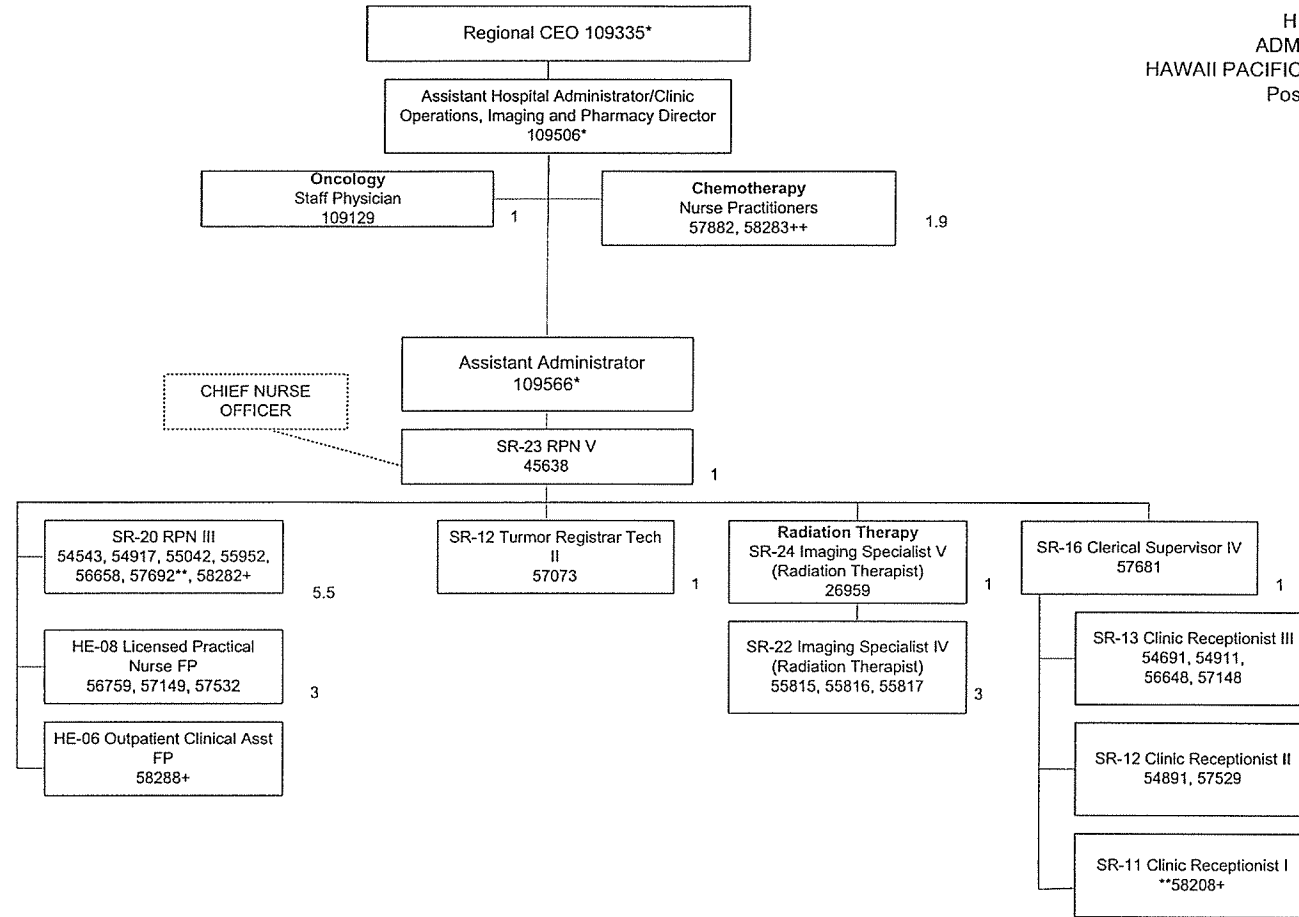
*Not Included in Position Count on This Chart

+Temporary Position, Not Included in Position Count

**50%

++90%

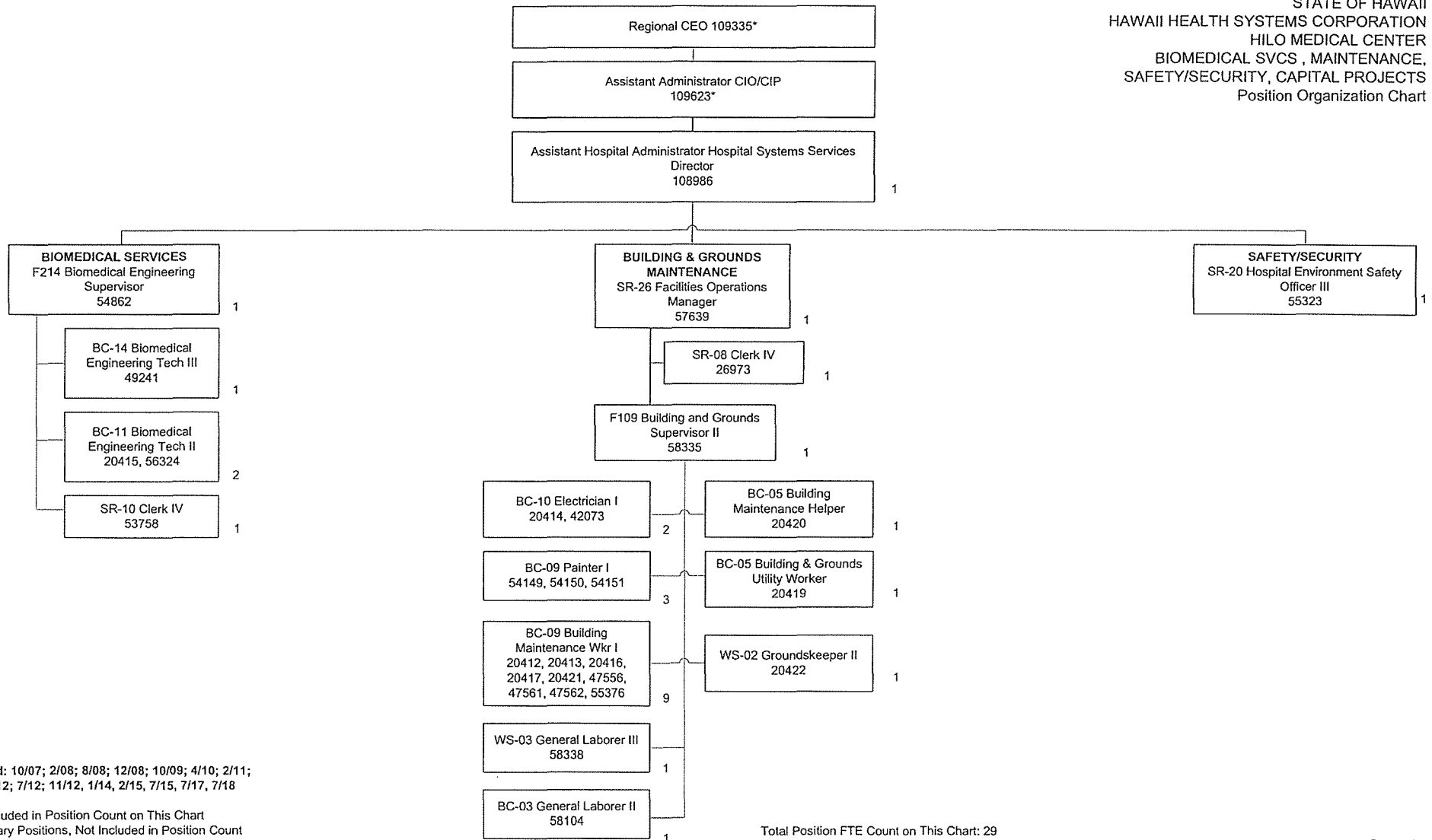
Total Position FTE Count on This Chart: 54.4



Update 7/12; 11/12; 1/13, 2/14, 5/14,
2/15, 7/15, 7/17, 7/18
*Not Included in Position Count on This Chart
+Temporary Position, Not Included in Position
Count
**50%
60%
++90%

Total Position FTE Count on This Chart: 24.4

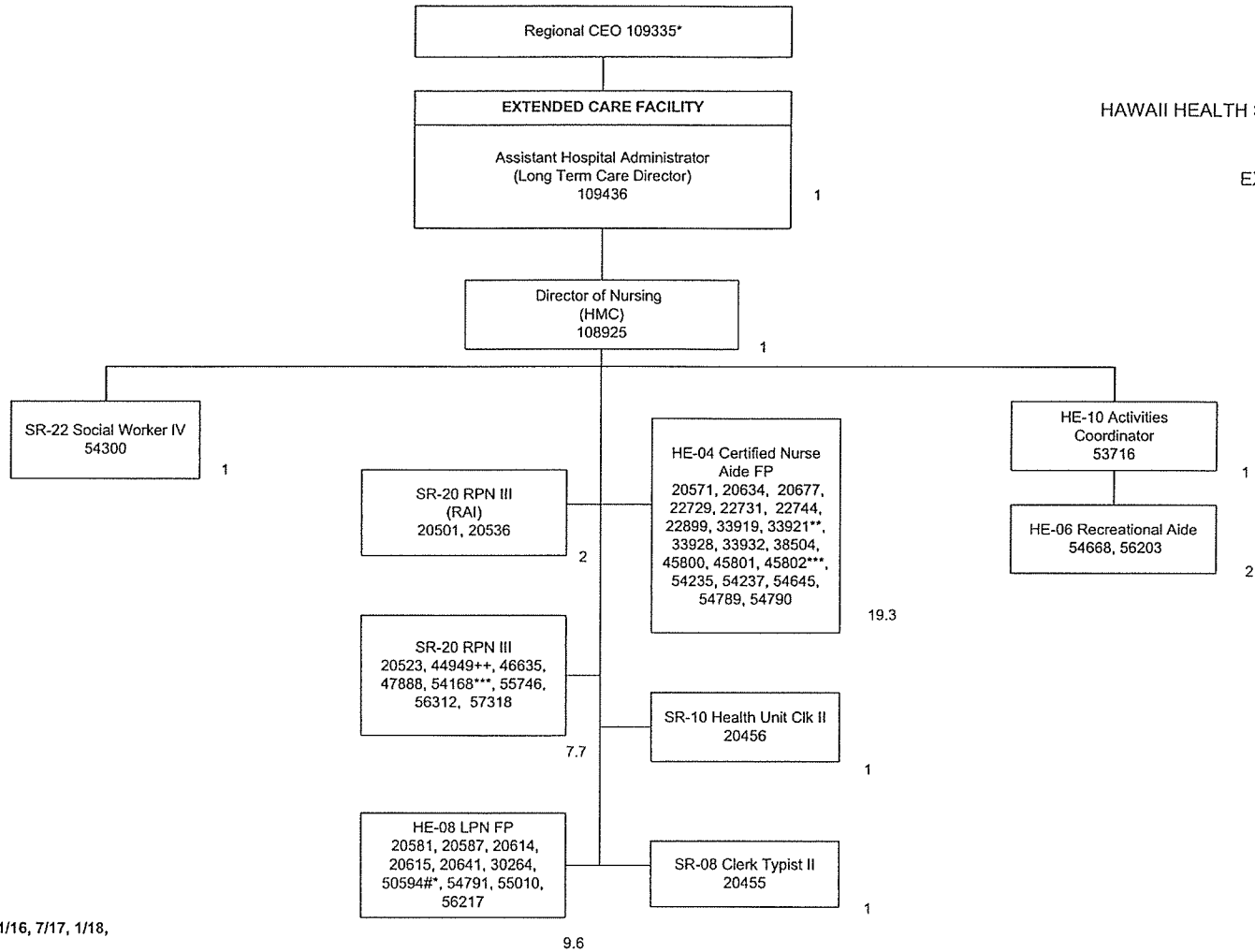
STATE OF HAWAII
HAWAII HEALTH SYSTEMS CORPORATION
HILO MEDICAL CENTER
BIOMEDICAL SVCS , MAINTENANCE,
SAFETY/SECURITY, CAPITAL PROJECTS
Position Organization Chart



Updated: 10/07; 2/08; 8/08; 12/08; 10/09; 4/10; 2/11;
8/11; 1/12; 7/12; 11/12, 1/14, 2/15, 7/15, 7/17, 7/18

*Not Included in Position Count on This Chart
Temporary Positions, Not Included in Position Count
**50%
#*60%

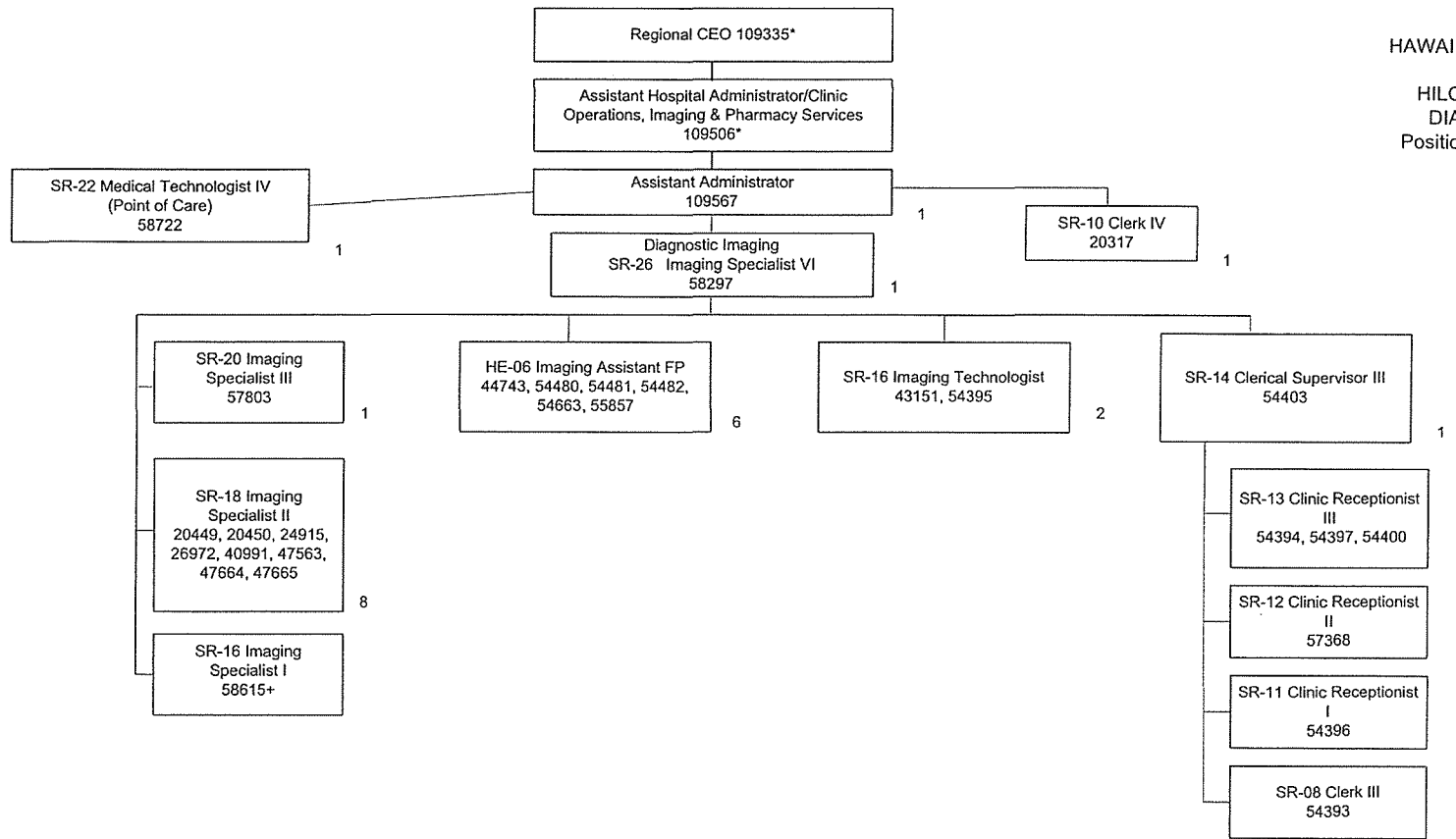
STATE OF HAWAII
HAWAII HEALTH SYSTEMS CORPORATION
HILO MEDICAL CENTER
NURSING SERVICES
EXTENDED CARE FACILITY
Position Organization Chart



Update 12/12; 7/13, 10/14, 7/16, 11/16, 7/17, 1/18,
7/18
*Not Included in Position Count on This Chart
**50%
#*60%
***80%
++90%

Total Position FTE Count on This Chart: 46.6

STATE OF HAWAII
HAWAII HEALTH SYSTEMS
CORPORATION
HILO MEDICAL CENTER
DIAGNOSTIC IMAGING
Position Organization Chart

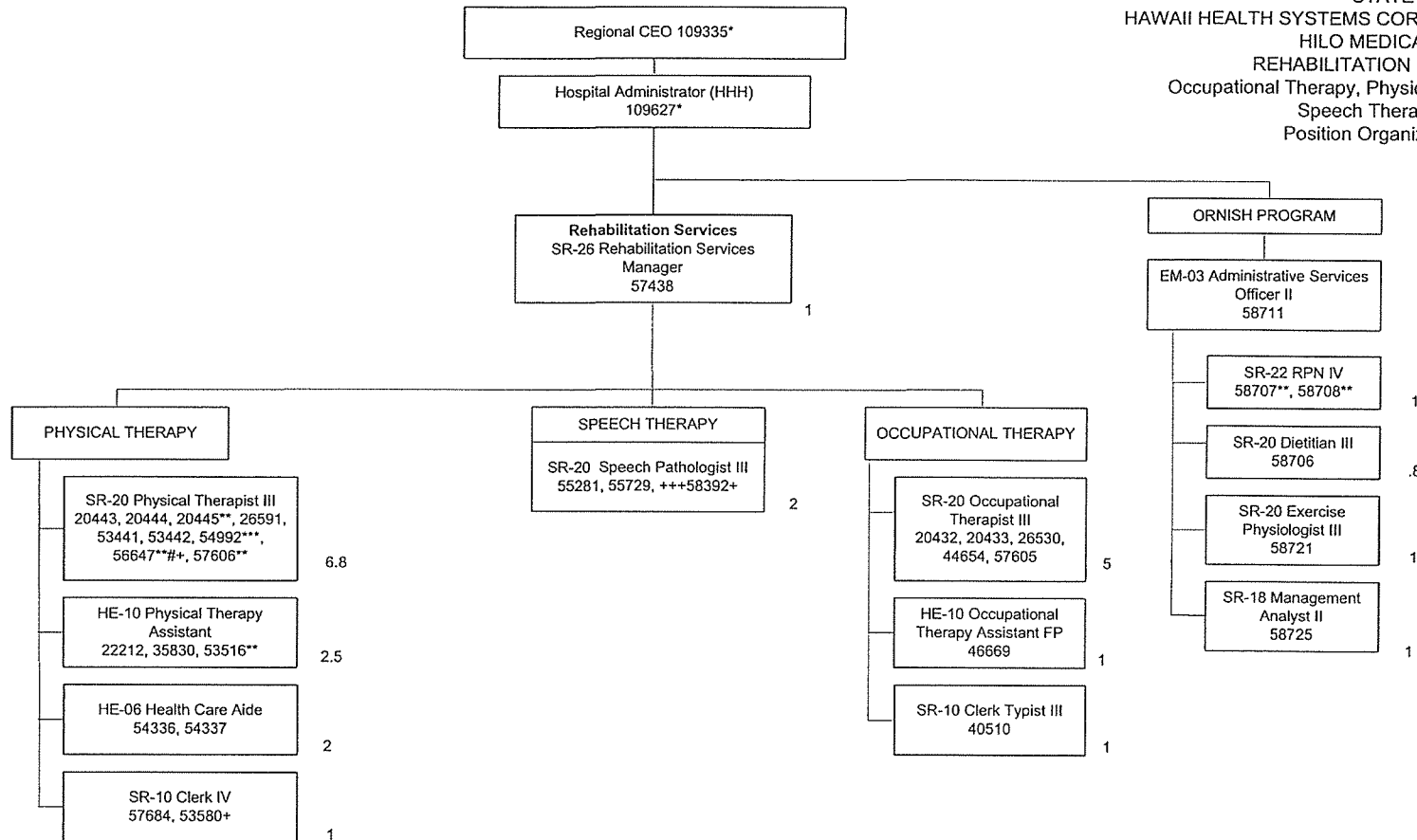


Updated 10/07; 2/08; 8/08; 12/08; 10/09; 2/11; 8/11; 1/12; 7/12; 11/12, 5/14, 2/15, 7/16, 7/17, 1/18, 7/18

*Not Included in Position Count on This Chart
+Temporary Position, Not Included in Position Count
++90%
**50%

Total Position FTE Count on This Chart: 28

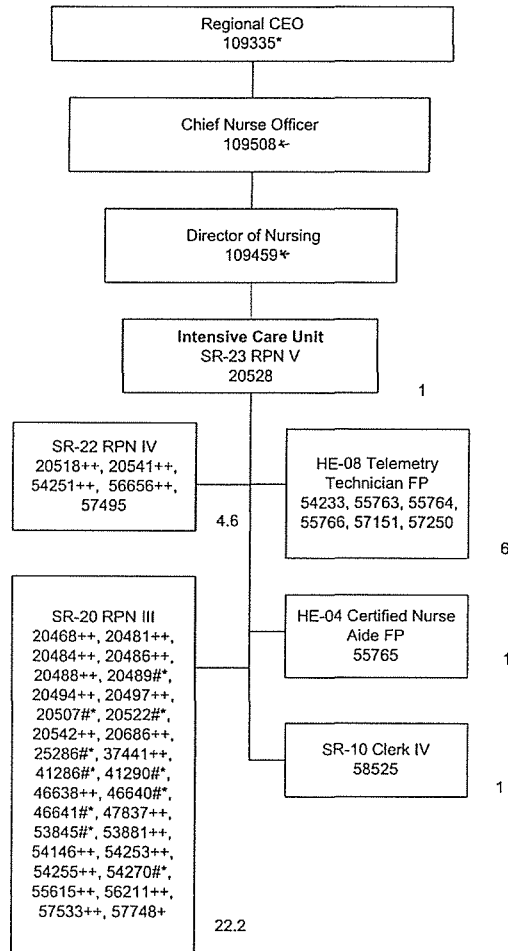
STATE OF HAWAII
HAWAII HEALTH SYSTEMS CORPORATION
HILO MEDICAL CENTER
REHABILITATION SERVICES-
Occupational Therapy, Physical Therapy,
Speech Therapy & Ornish
Position Organization Chart



9/13, 2/14, 11/14, 1/15, 7/15, 7/16, 1/17, 7/17, 1/18, 7/18

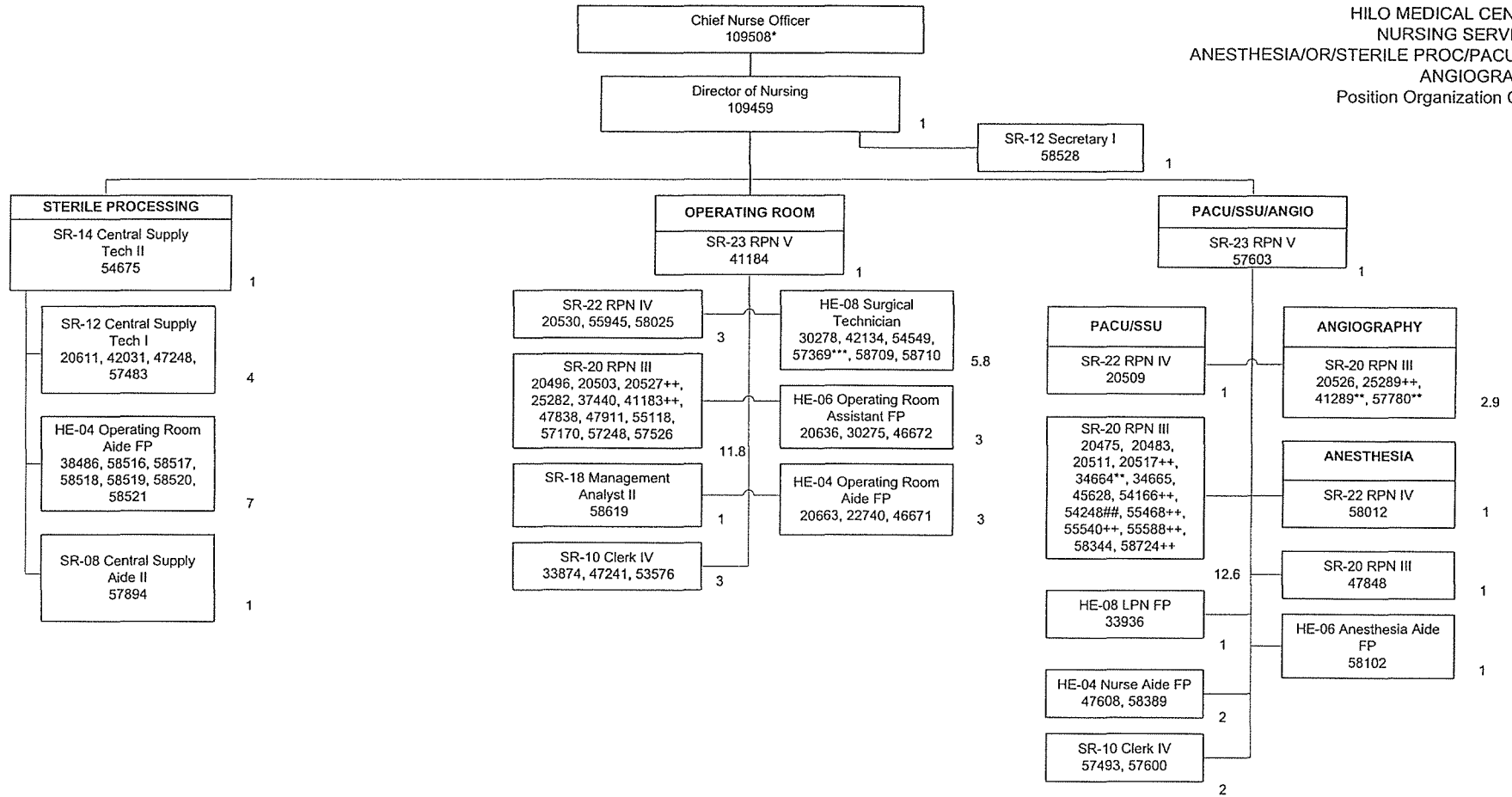
Total Position FTE Count on This Chart: 27.1

*Not Included in Position Count on This Chart
+Temporary Position, Not Included in Position Count
+++10%
**#30%
**50%
***80%



UPDATE: 7/11, 1/12; 7/12; 11/12, 5/14, 2/15, 7/15,
7/16, 1/17, 7/18
*Not Included in Position Count on This Chart
+Temporary Position, Not Included in Position Count
**50%
#*60%
***80%
++90%

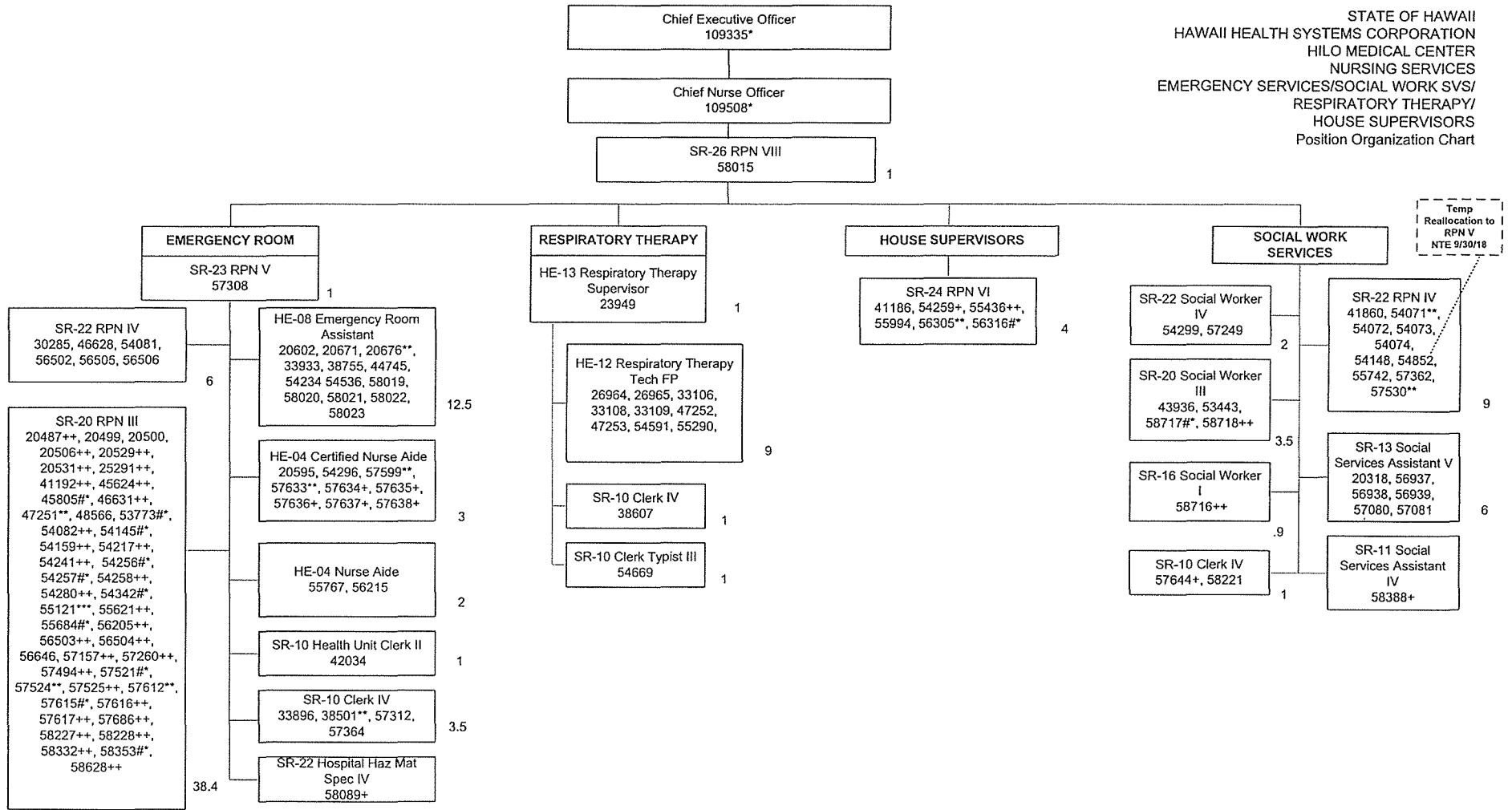
Total Position FTE Count on This Chart: 35.8



UPDATED 7/11; 8/11; 1/12; 7/12; 11/12, 2/15, 7/15, 7/16, 7/17, 7/18
*Not Included in Position Count on This Chart
+Temporary Position, Not Included in Position Count
**50%
#*60%
##70%
***80%
++90%

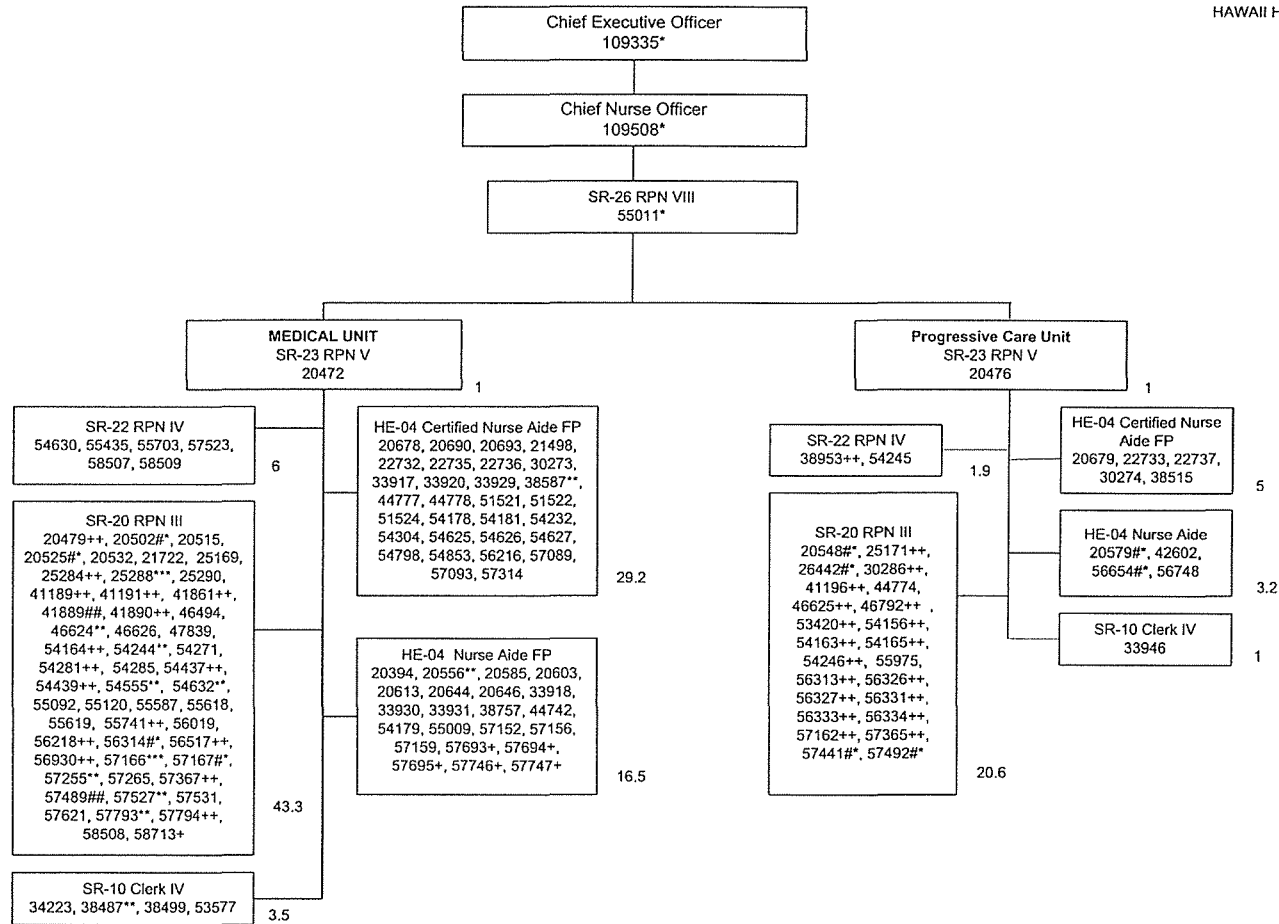
Total Position FTE Count on This Chart: 72.1

STATE OF HAWAII
HAWAII HEALTH SYSTEMS CORPORATION
HILO MEDICAL CENTER
NURSING SERVICES
EMERGENCY SERVICES/SOCIAL WORK SVS/
RESPIRATORY THERAPY/
HOUSE SUPERVISORS
Position Organization Chart



UPDATED 7/11; 8/11; 1/12; 7/12; 11/12, 2/15, 7/15, 7/17, 7/18
*Not Included in Position Count on This Chart
+Temporary Position, Not Included in Position Count
**50%
#*60%
***80%
++90%

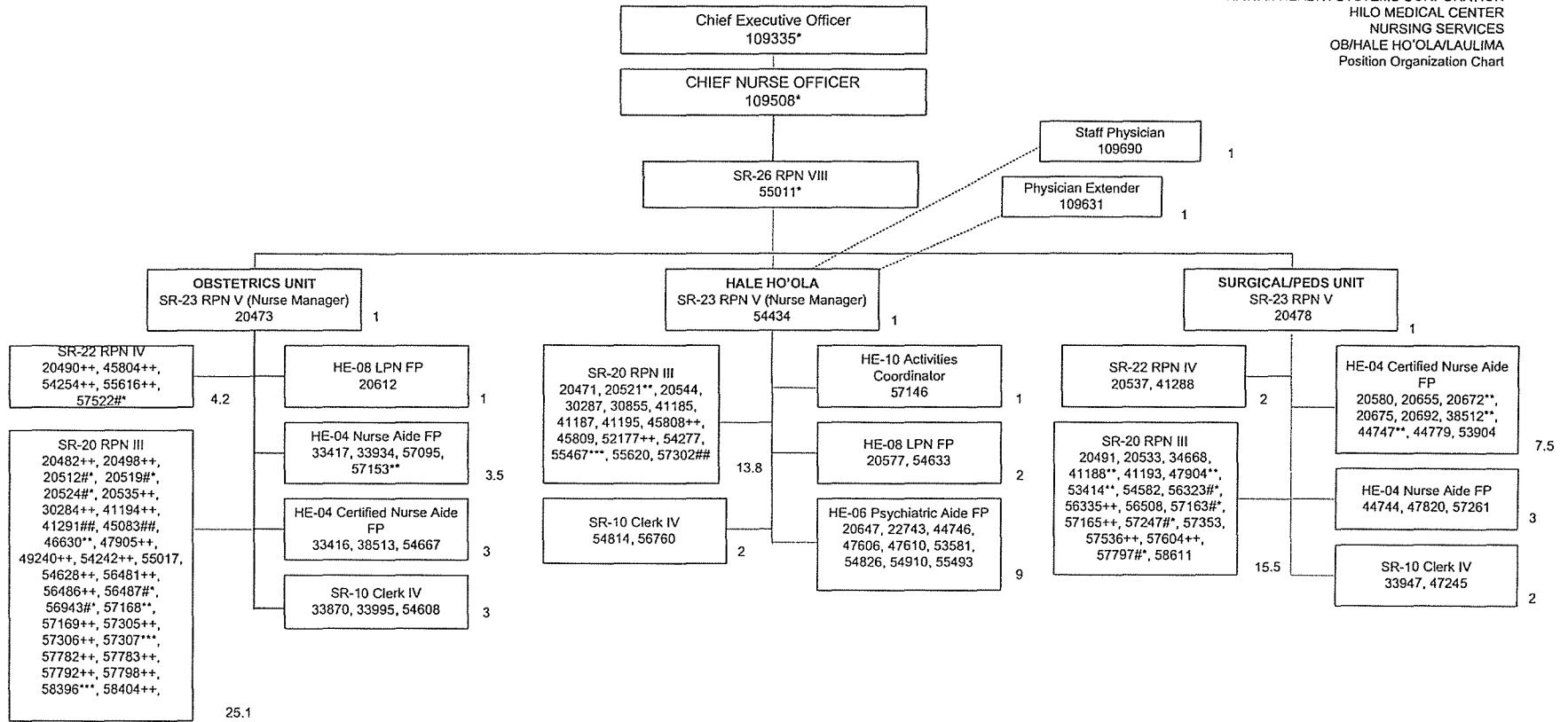
Total Position FTE Count on This Chart: 106.8



Updated: 10/07; 2/08; 10/08; 12/08; 10/9; 2/11, 7/11; 8/11; 7/12; 11/12;
6/13, 2/14, 2/15, 7/15, 7/16, 11/16, 7/17, 7/18

Total Position FTE Count on This Chart: 132.2

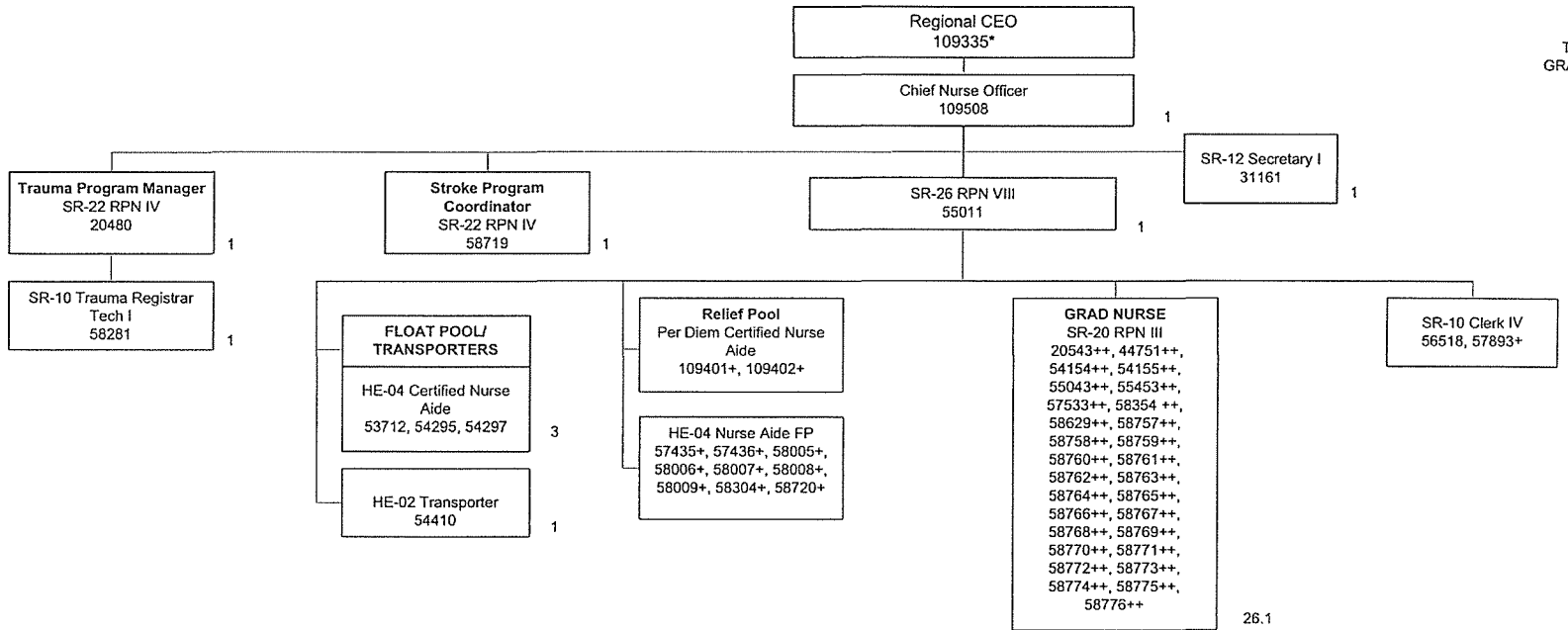
*Not Included in Position Count on This Chart
+Temporary Position, Not Included in Position Count
**#30% Per Diem Nurse
**50%
#70%
##70%
***80%
++90%



Updated: 10/07; 2/08; 10/08; 12/08; 10/9; 2/11, 7/11; 8/11; 7/12; 11/12;
6/13, 2/14, 2/15, 7/15, 7/16, 11/16, 7/17, 1/18, 7/18

Total Position FTE Count on This Chart: 102.6

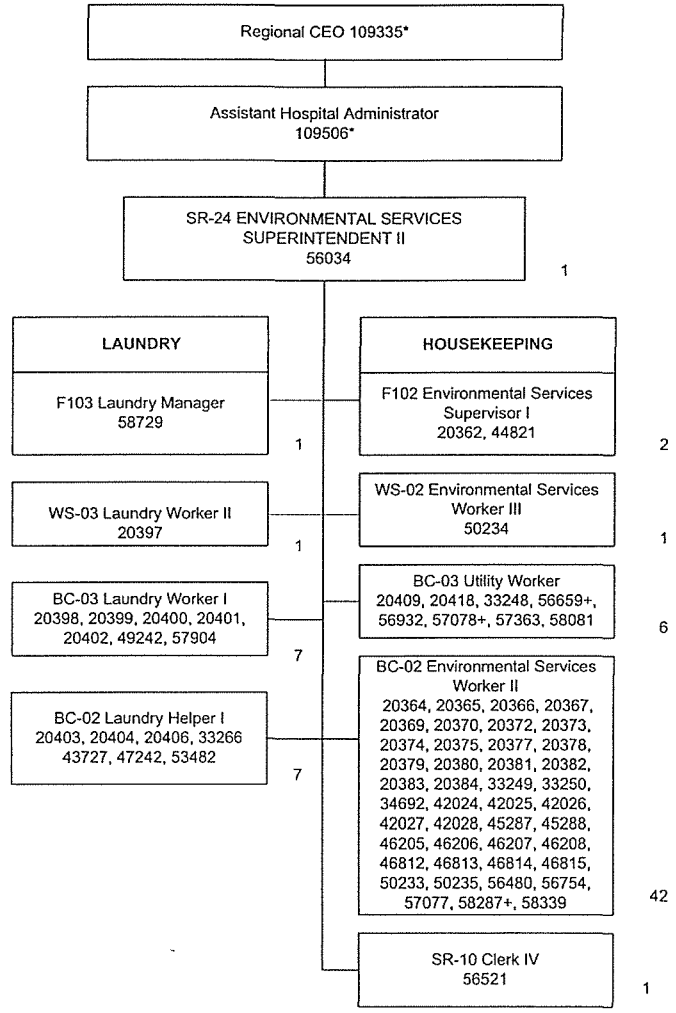
*Not Included in Position Count on This Chart
#Temporary Position, Not Included in Position Count
**#30% Per Diem Nurse
**50%
#60%
##70%
***80%
++90%



Updated: 10/07; 2/08; 10/08; 12/08; 10/9; 2/11, 7/11; 8/11; 7/12; 11/12; 6/13, 2/14, 7/15, 7/17, 7/18

*Not Included in Position Count on This Chart
+Temporary Position, Not Included in Position Count
**50%
++90%

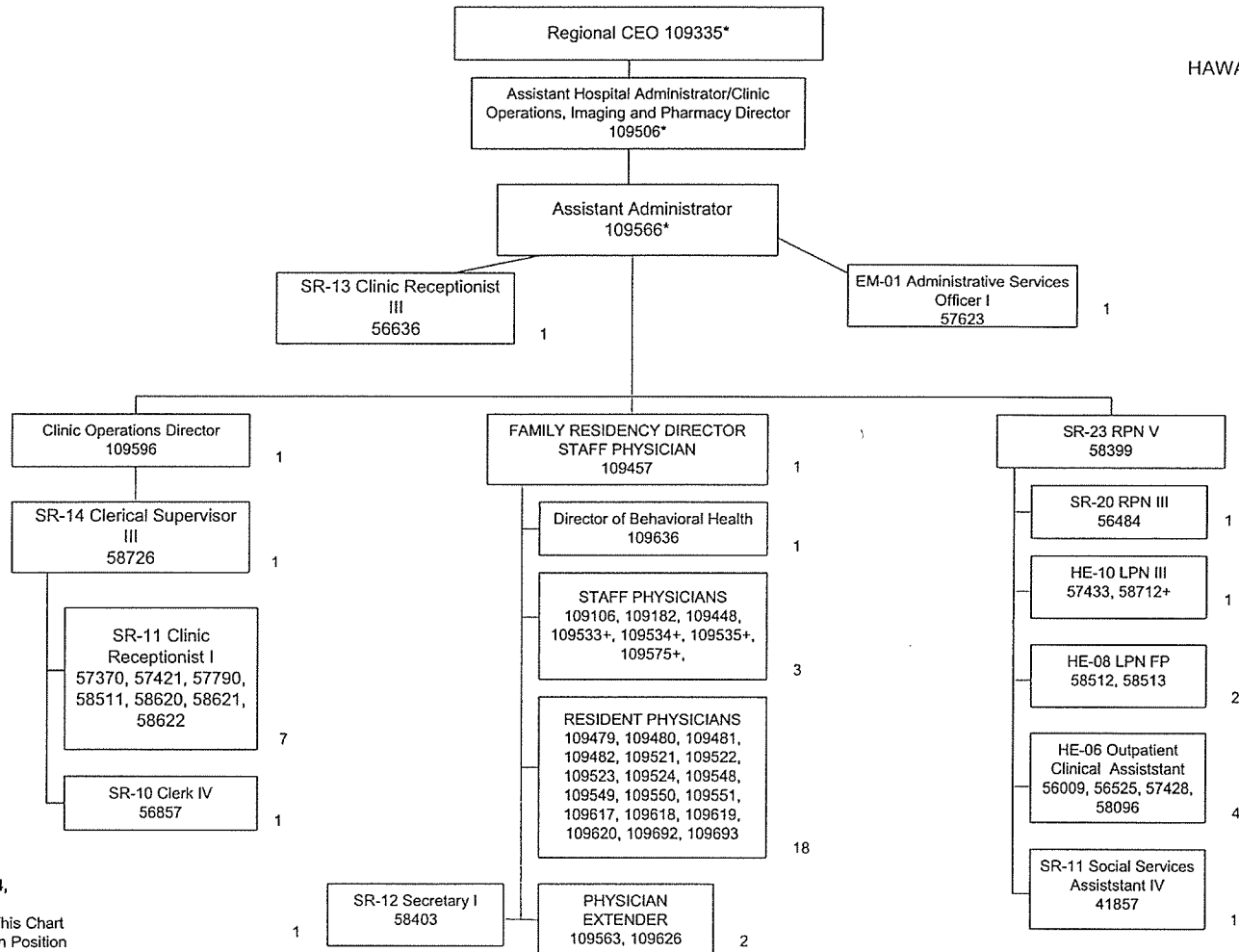
Total Position FTE Count on This Chart: 37.1



Updated: 10/07; 2/08; 8/08; 12/08; 10/09; 4/10; 2/11; 8/11; 1/12; 7/12; 11/12, 1/14, 2/15, 7/15, 7/17, 7/18

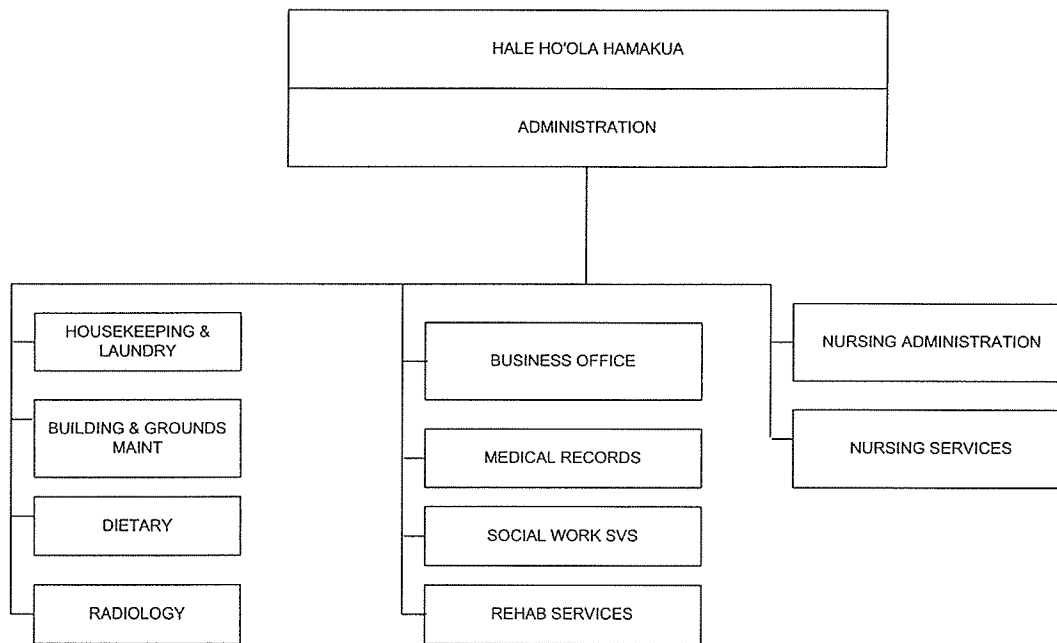
*Not Included in Position Count on This Chart
Temporary Positions, Not Included in Position Count
**50%
#*60%

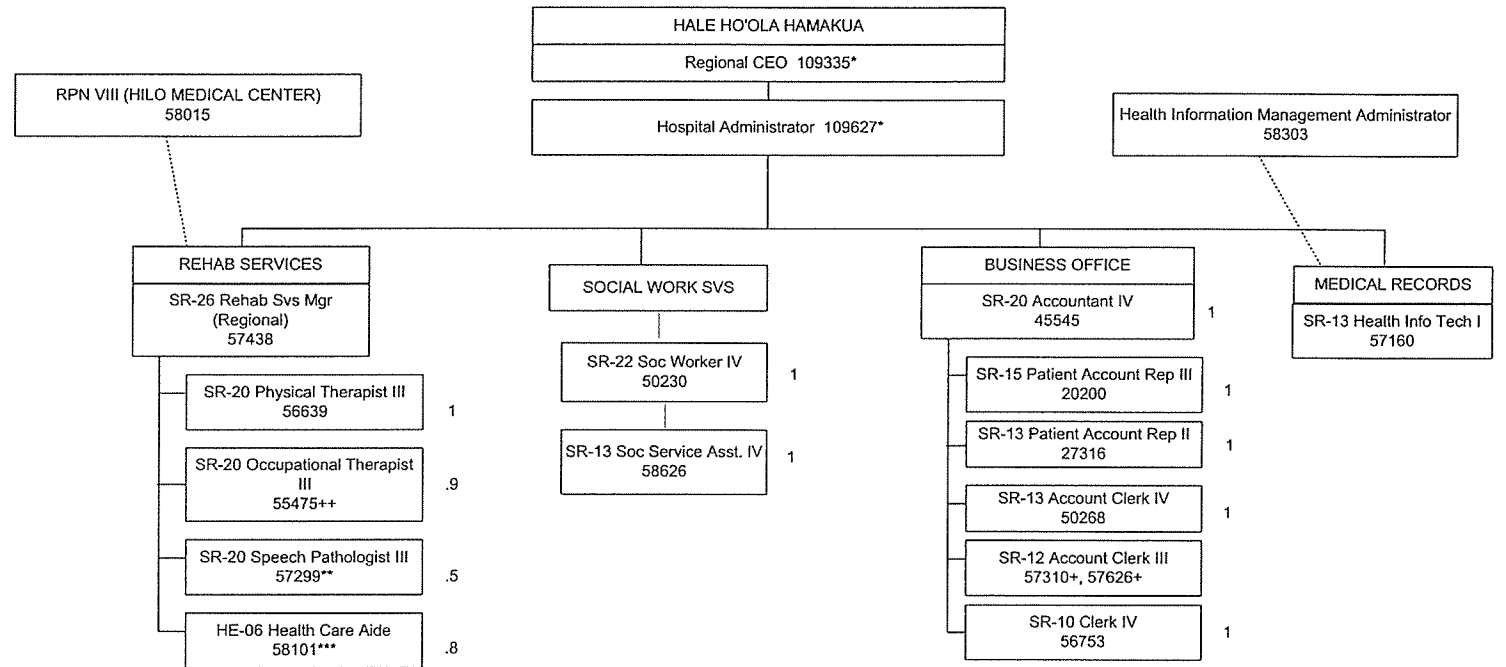
Total Position FTE Count on This Chart: 69



Update 7/12; 11/12; 1/13, 2/14, 5/14, 2/15, 7/15, 7/17, 7/18
*Not Included in Position Count on This Chart
+Temporary Position, Not Included in Position Count
**50%
#*60%
++90%

Total Position FTE Count on This Chart: 48





Updated 5/12; 11/12, 9/13, 1/14,
9/14, 1/15, 7/15, 10/15, 7/16, 1/17, 7/17, 1/18, 7/18

Not Included in Position Count on This Chart

**50%

*+60%

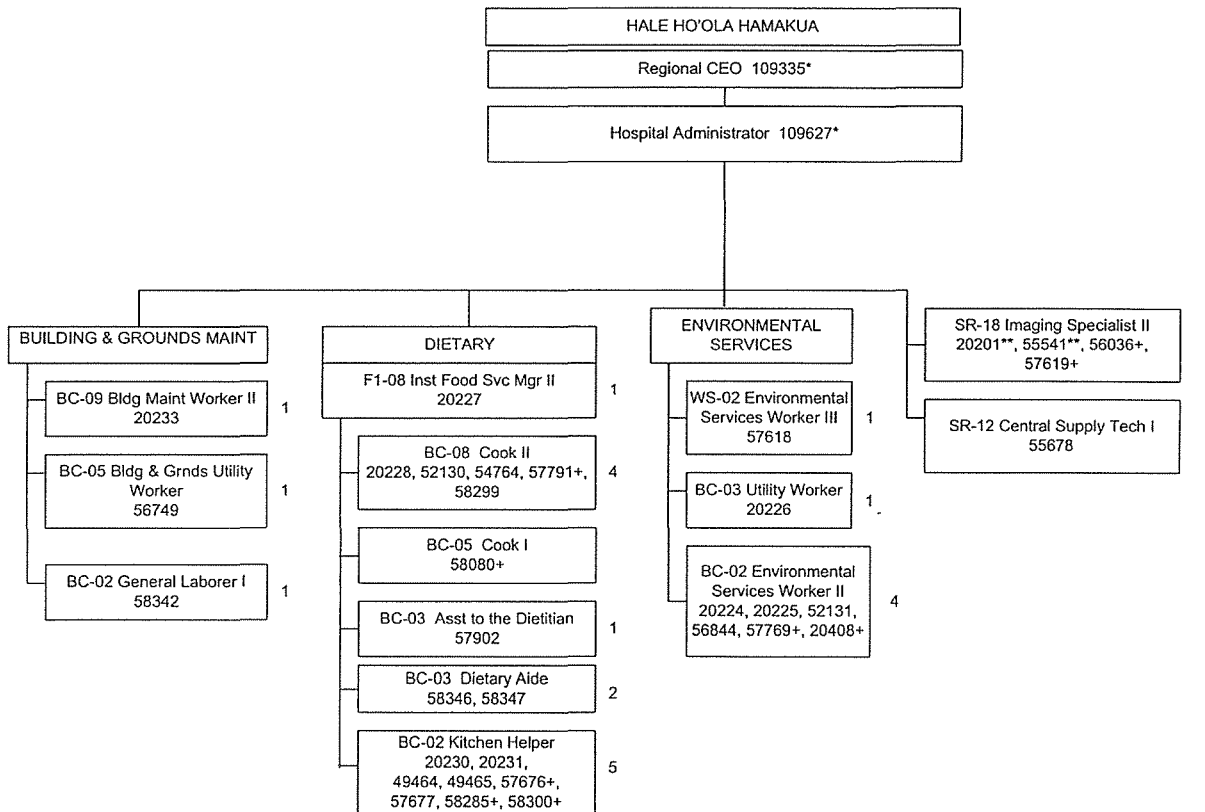
##75%

***80%

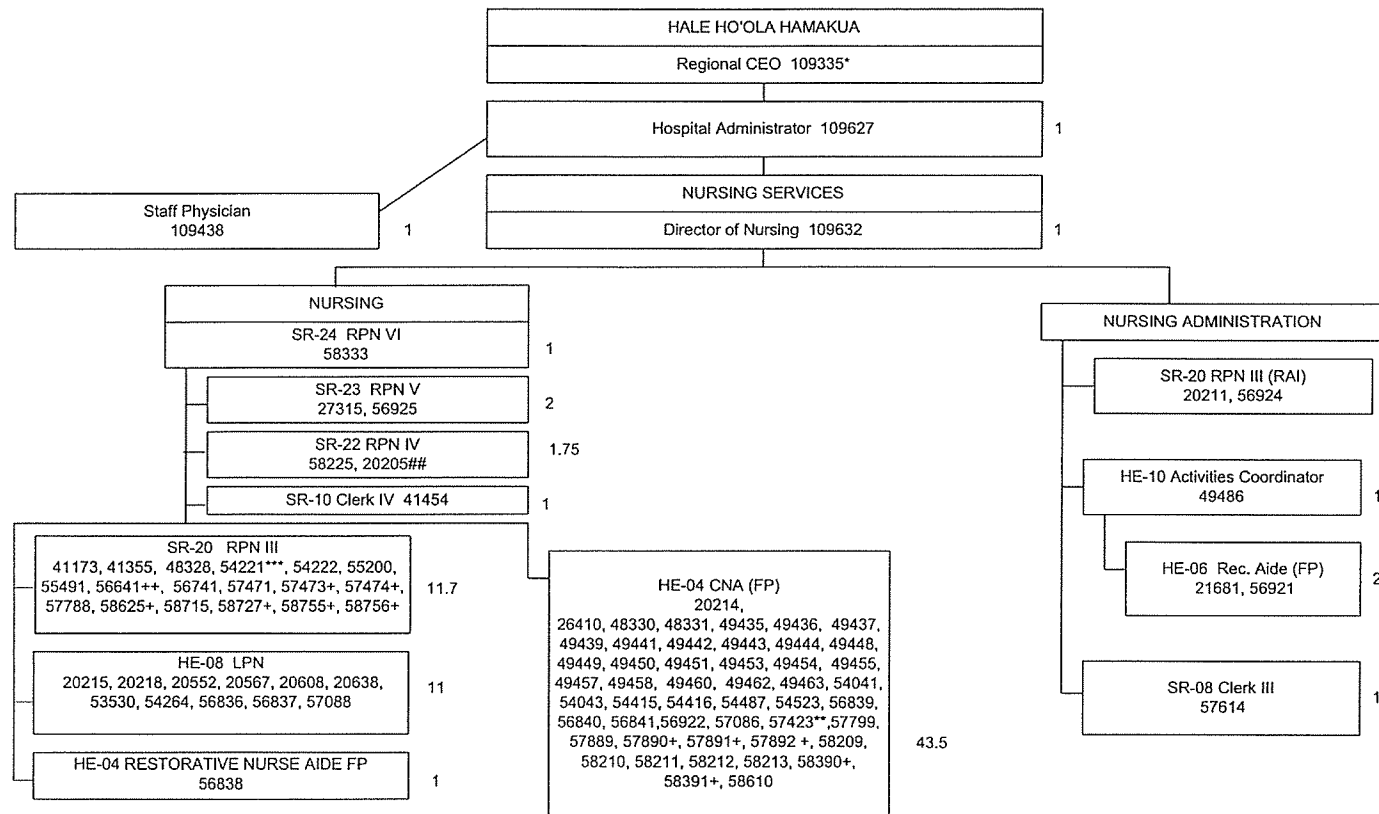
++90%

+Temporary Position, Not Included in Position Count

Total FTE on this Chart: 11.2



Updated 10/12, 9/13, 1/14, 5/14, 9/14, 1/15, 6/15, 11/15,
7/16, 7/17, 1/18, 7/18
*Temporary Position Not Included in Position Count on This Chart
**50%



Update 4/12; 11/12, 1/14, 9/14, 1/15, 7/15, 10/15,
7/16, 1/17, 7/17, 1/18, 7/18

*Not Included in Position Count on This Chart

**#30%

**50%

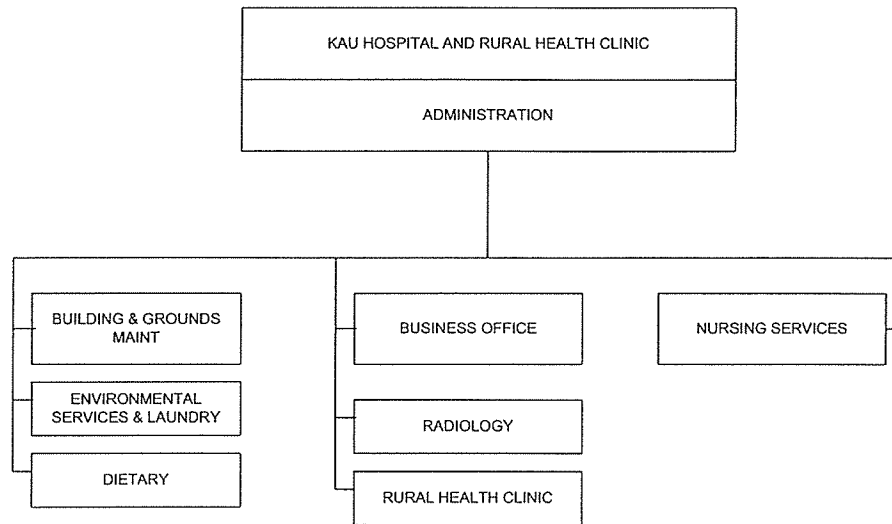
##75%

***80%

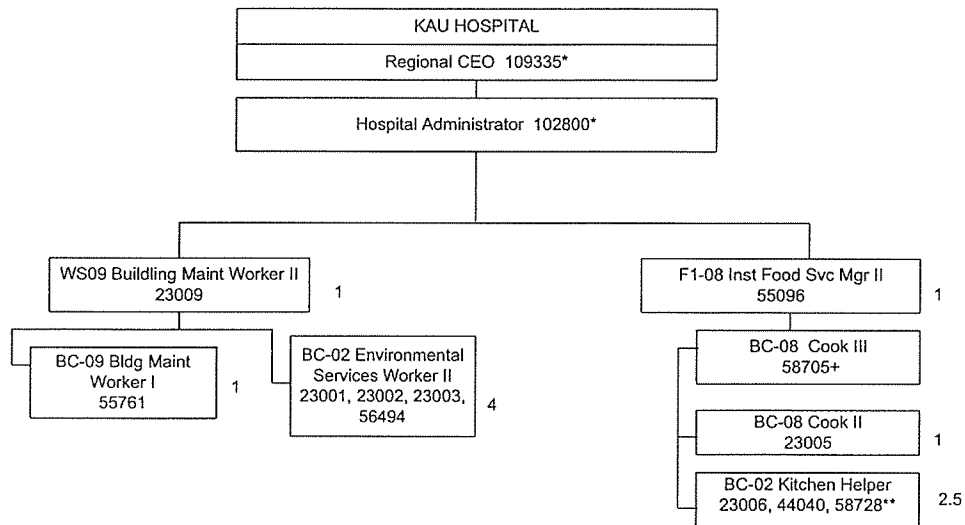
++90%

+Temporary Position, Not Included in Position Count

Total FTE on this Chart: 81.95

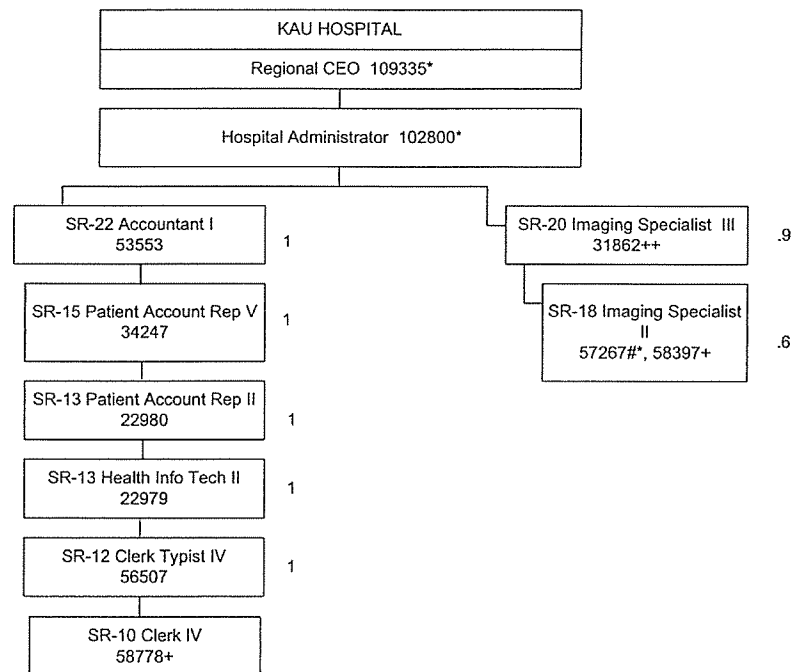


Update 12/09, 5/11, 8/12; 1/13,
8/13, 11/15, 7/16, 1/17, 7/17,
1/18, 7/18



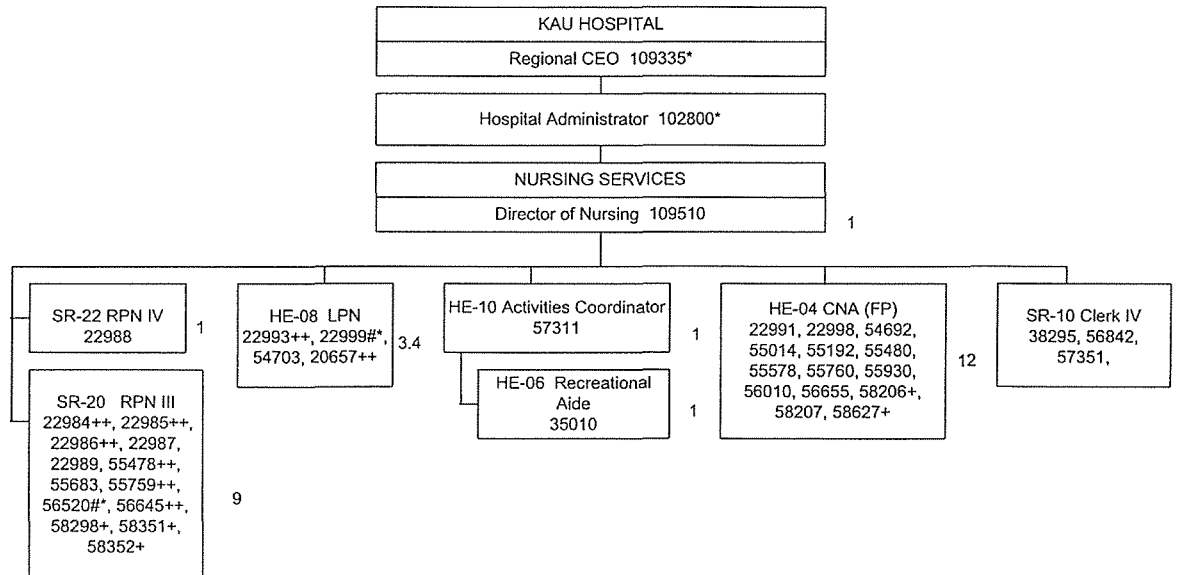
Updated 12/22/09, 5-20-11, 4/12, 8/12; 1/13; 8/13,
1/14, 9/14, 2/15, 6/15, 11/15, 4/16, 7/16, 1/17, 7/17,
1/18, 7/18
*Not included in Position Count on this chart
+Temp position(Not Included in Position Count on this chart
**50%

Total FTE on this Chart: 10.5



Update 12-22-09, 5-20-11, 4/12, 8/12; 1/13; 8/13
1/14, 5/14, 9/14, 2/15, 6/15, 11/15, 4/16, 7/16, 1/17,
7/17, 1/18, 7/18
+ Temp position (Not Included in Count on This Chart)
*Not Included in Position Count on this chart
++90% **50%
***80%
#*60%

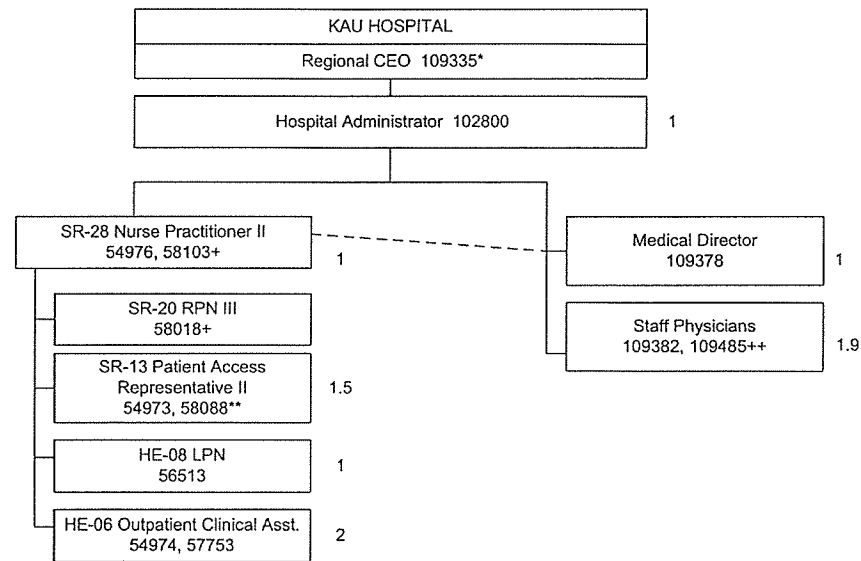
Total FTE on this Chart: 6.5



Update 12-22-09, 5-20-11, 4/12, 8/12; 1/13; 8/13.
1/14, 9/14, 2/15, 6/15, 8/15, 11/15, 4/16, 7/16, 1/17,
7/17, 1/18, 7/18

*Not included in Position Count on this chart
+Temporary Position Not Included in Position Count on
this chart
#*60%
**80%
++90%
**50%

Total FTE on this Chart: 31.4



Update 12-22-09, 5-20-11, 4/12, 8/12; 1/13; 8/13,
1/14, 9/14, 6/15, 11/15, 4/16, 7/16, 1/17, 7/17, 1/18,
7/18

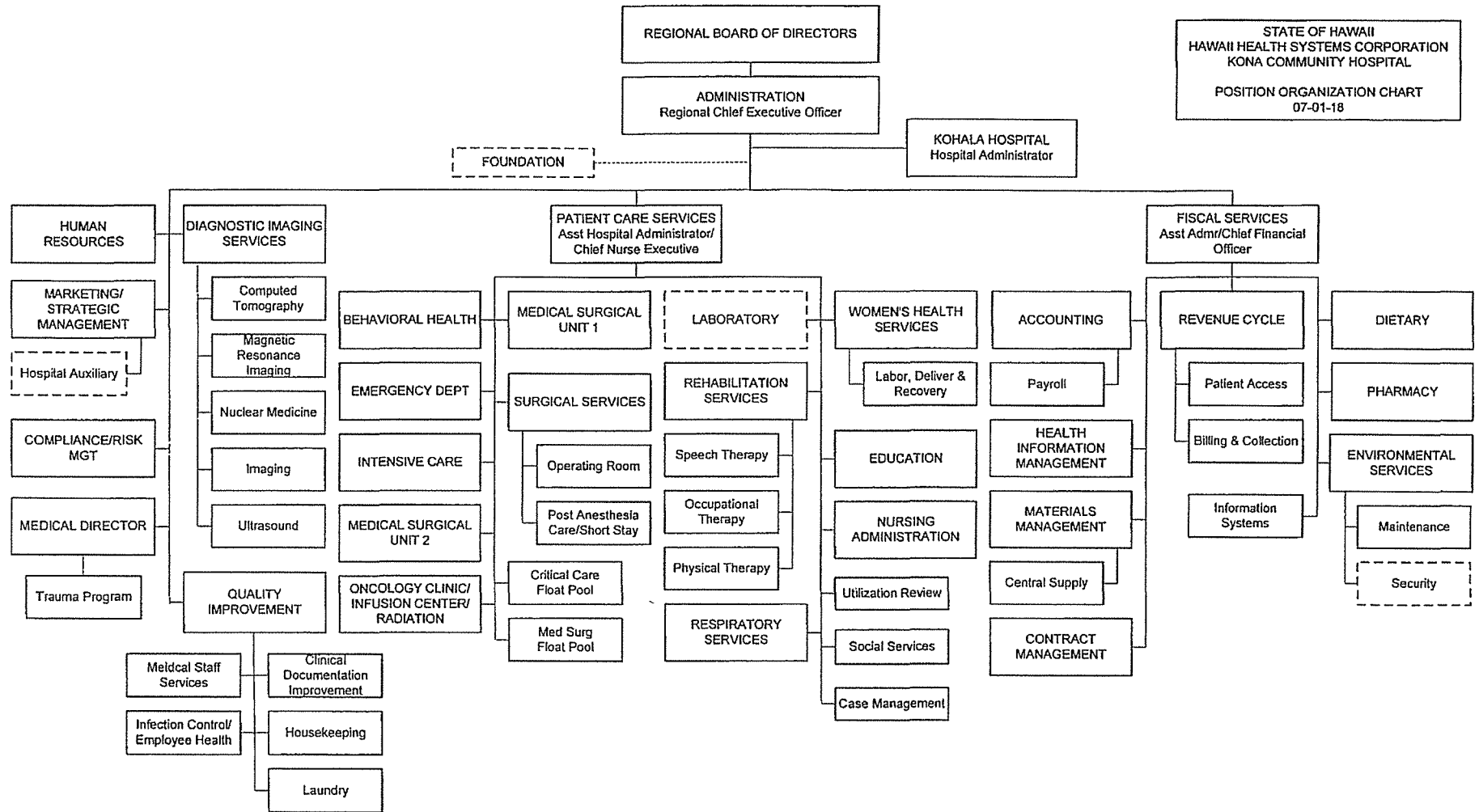
+Temp position; not included in Count

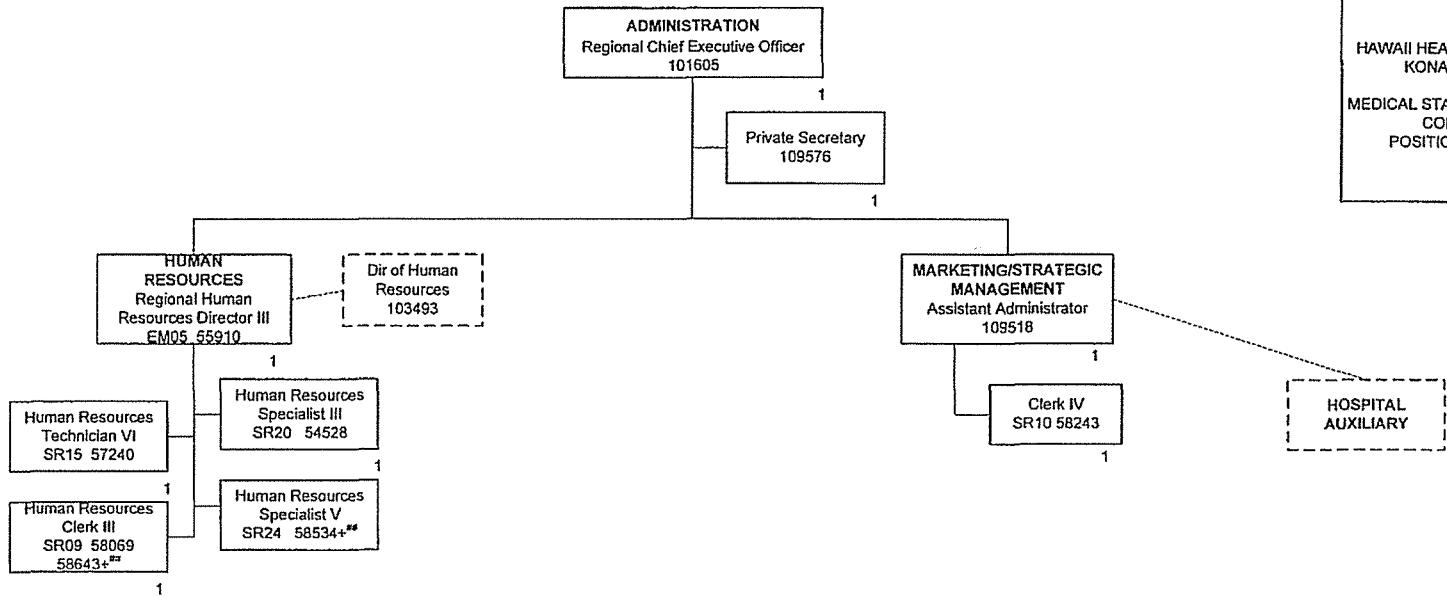
*Not included in Position Count on this chart

**80% **50%

++90%

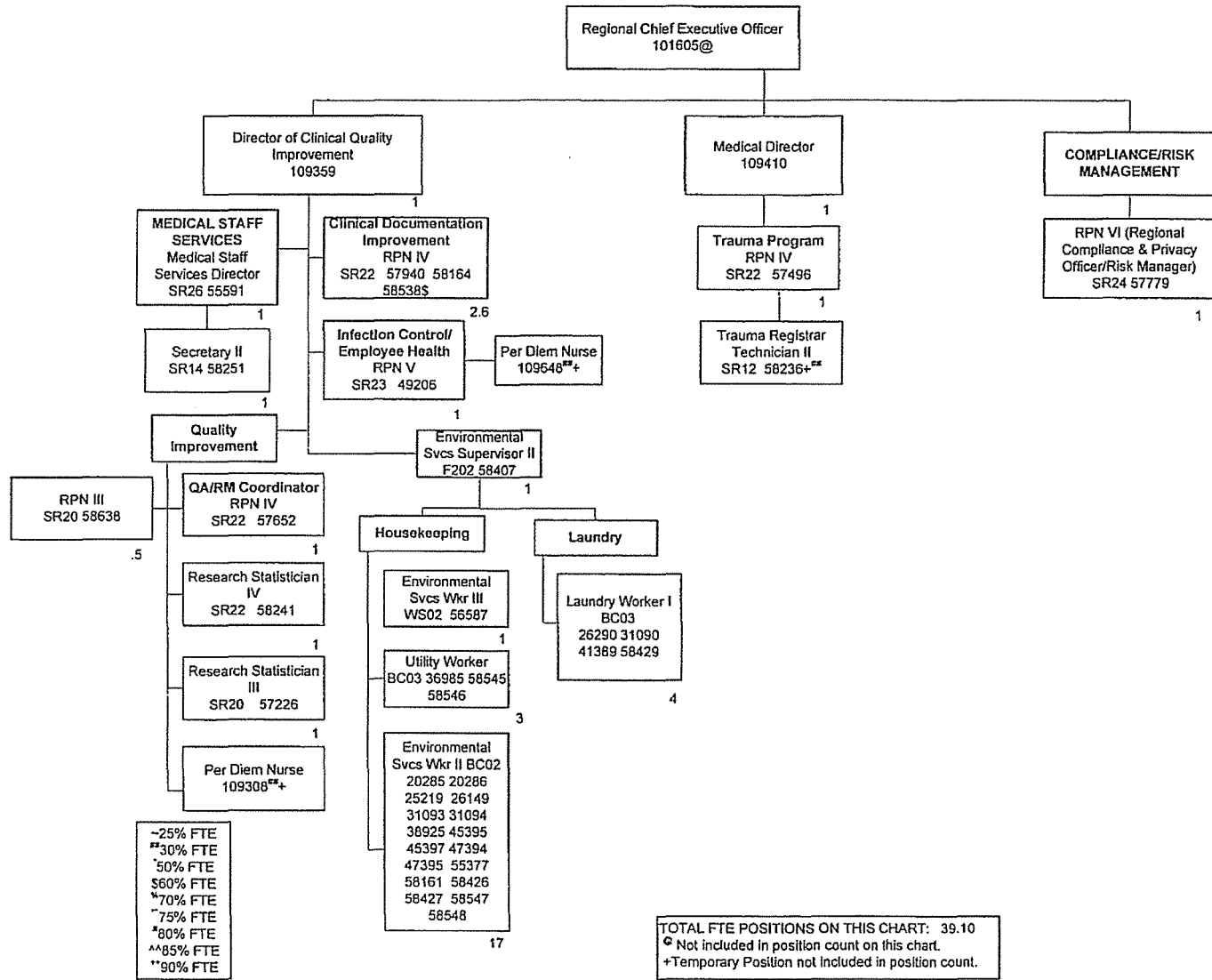
Total FTE on this Chart: 9.4

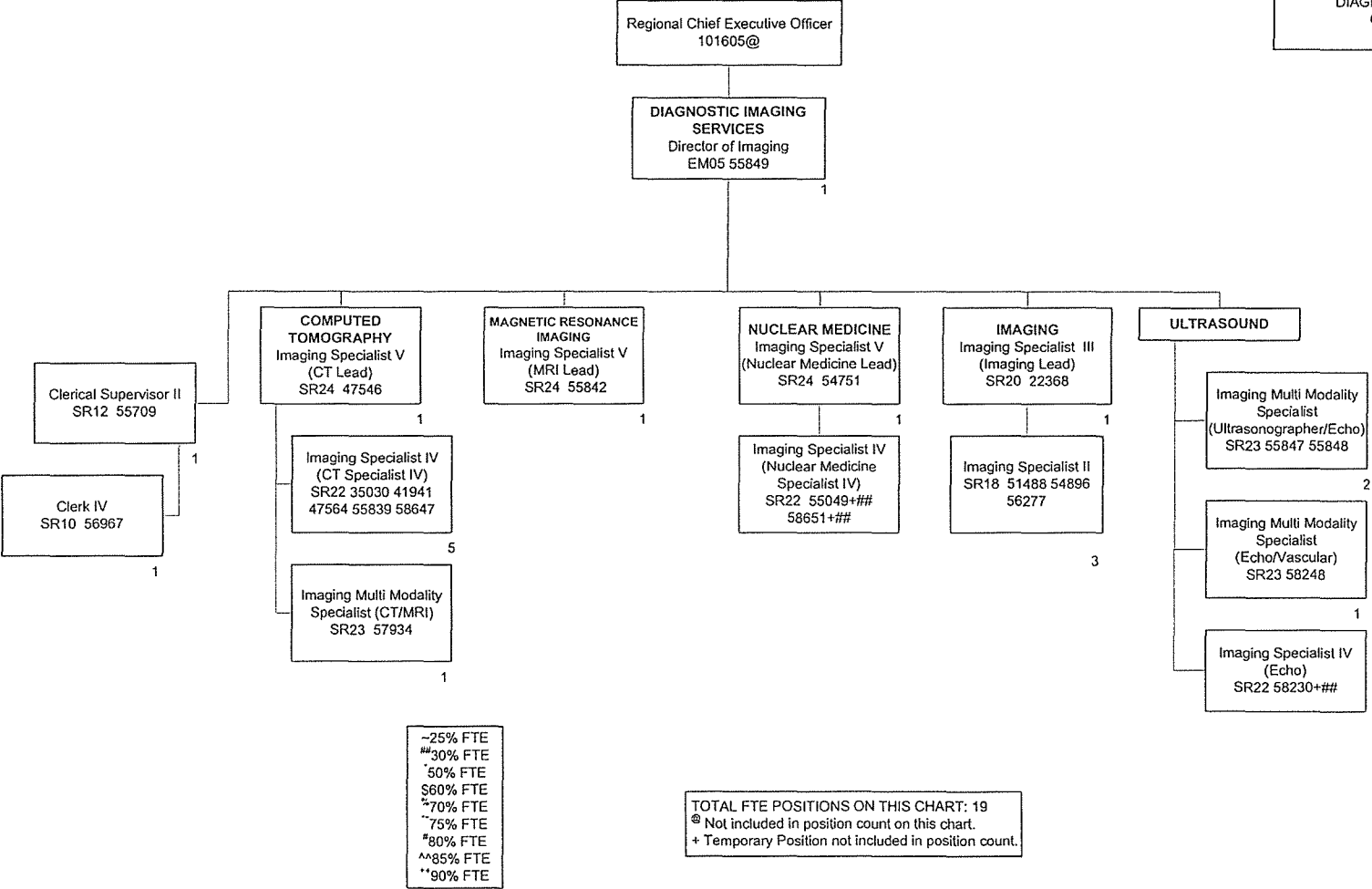




~25% FTE
 **30% FTE
 50% FTE
 \$60% FTE
 *70% FTE
 **75% FTE
 ^80% FTE
 ^85% FTE
 **90% FTE

TOTAL FTE POSITIONS ON THIS CHART: 8
 @ Not included in position count on this chart.
 + Temporary Position not included in position count.

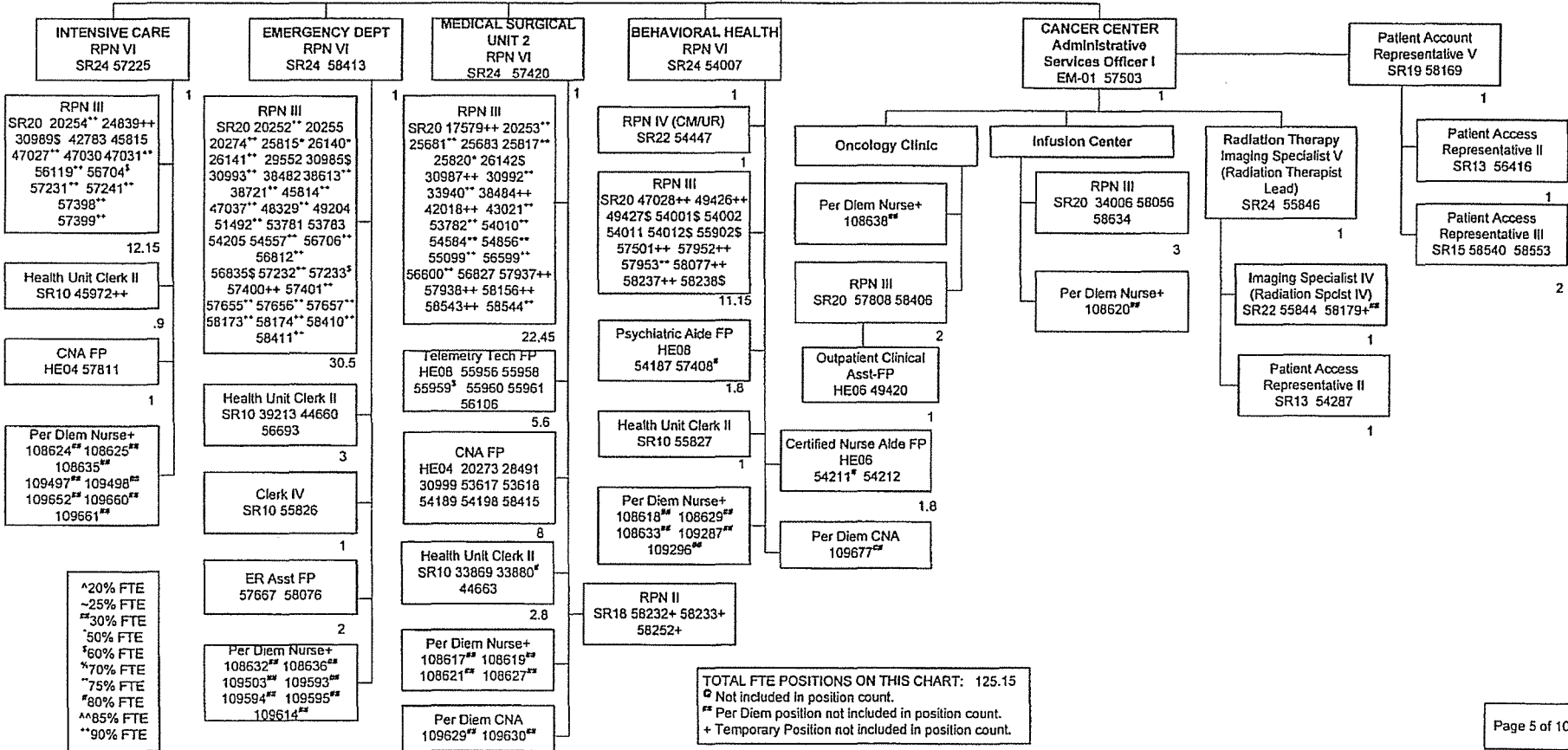




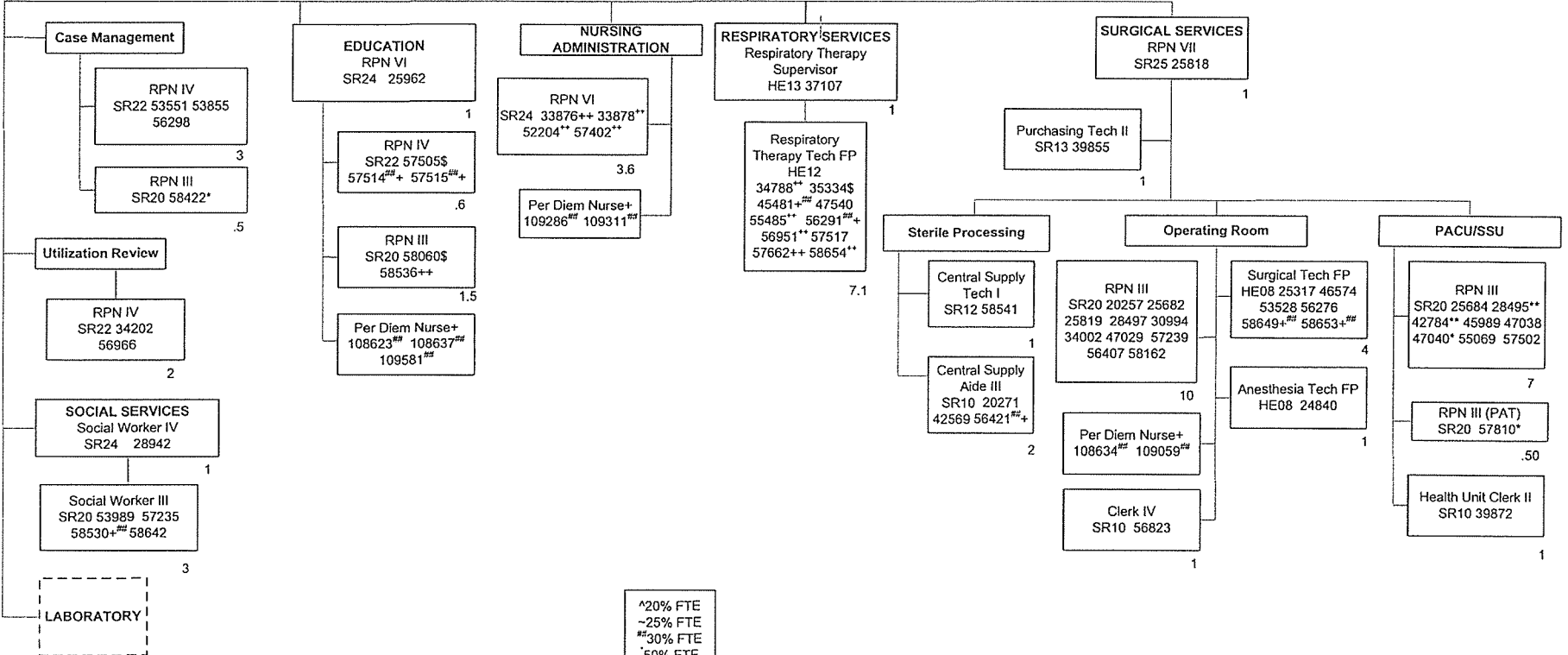
Regional Chief Executive Officer
101605@

PATIENT CARE SERVICES
Assistant Hospital Administrator/
Chief Nurse Executive
108591

STATE OF HAWAII
HAWAII HEALTH SYSTEMS CORPORATION
KONA COMMUNITY HOSPITAL
PATIENT CARE SERVICES
BEHAVIORAL HEALTH/EMERGENCY DEPT/
INTENSIVE CARE/MEDICAL SURGICAL UNIT 2/
ONCOLOGY CLINIC-INFUSION CTR-RADIATION
POSITION ORGANIZATION
07-01-18



PATIENT CARE SERVICES
Assistant Hospital Administrator/
Chief Nurse Executive
108591@

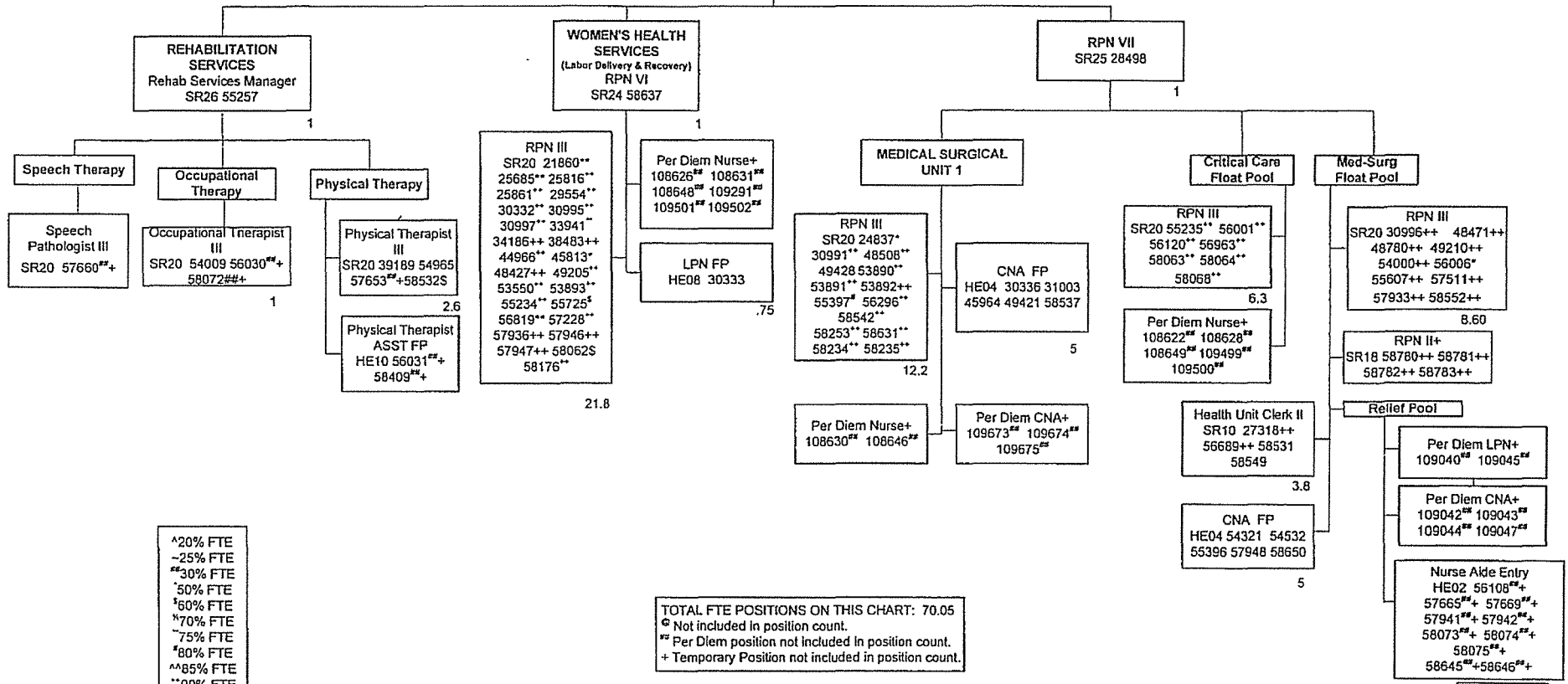


^20% FTE
~25% FTE
\$30% FTE
%50% FTE
\$60% FTE
*70% FTE
**75% FTE
#80% FTE
^^85% FTE
***90% FTE

TOTAL FTE POSITIONS ON THIS CHART: 53.8
@ Not included in position count.
** Per Diem position not included in position count.
+ Temporary Position not included in position count.

Regional Chief Executive Officer
 101605@

PATIENT CARE SERVICES
 Assistant Hospital Administrator/
 Chief Nurse Executive
 106591@

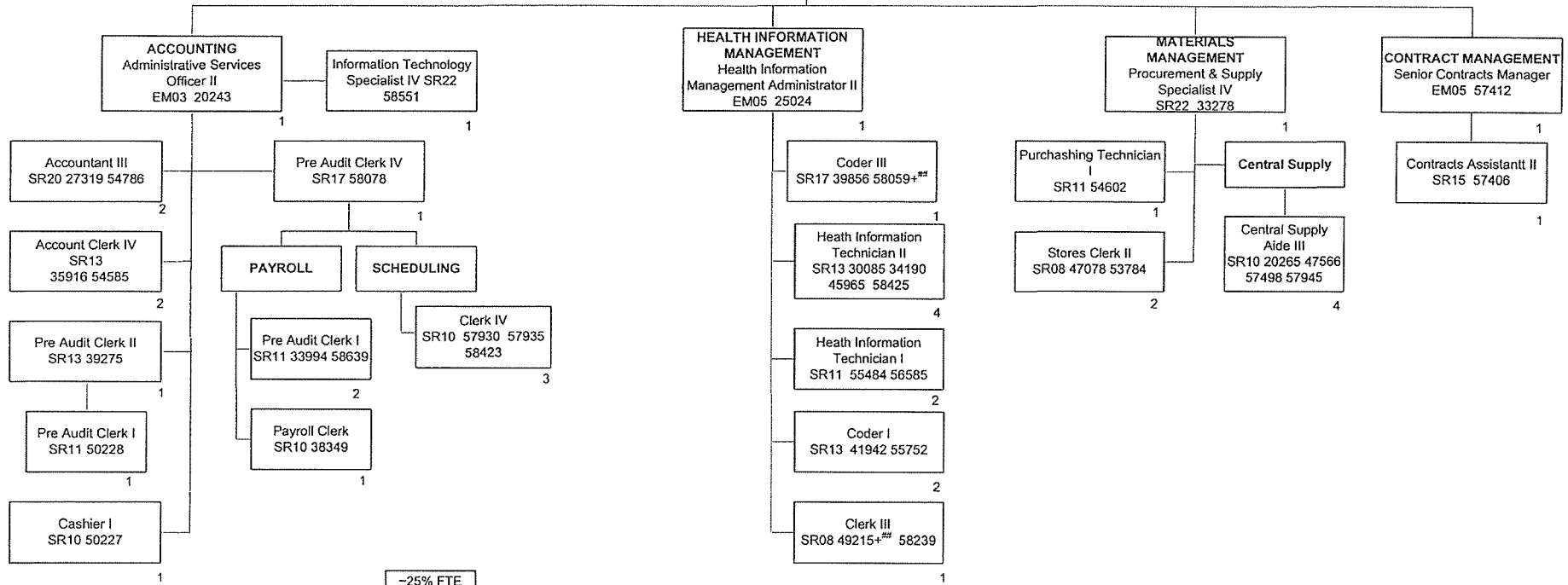


^20% FTE
 ~25% FTE
 **30% FTE
 \$50% FTE
 \$60% FTE
 ^70% FTE
 ^75% FTE
 \$80% FTE
 ^^85% FTE
 **90% FTE

TOTAL FTE POSITIONS ON THIS CHART: 70.05
 @ Not included in position count.
 ** Per Diem position not included in position count.
 + Temporary Position not included in position count.

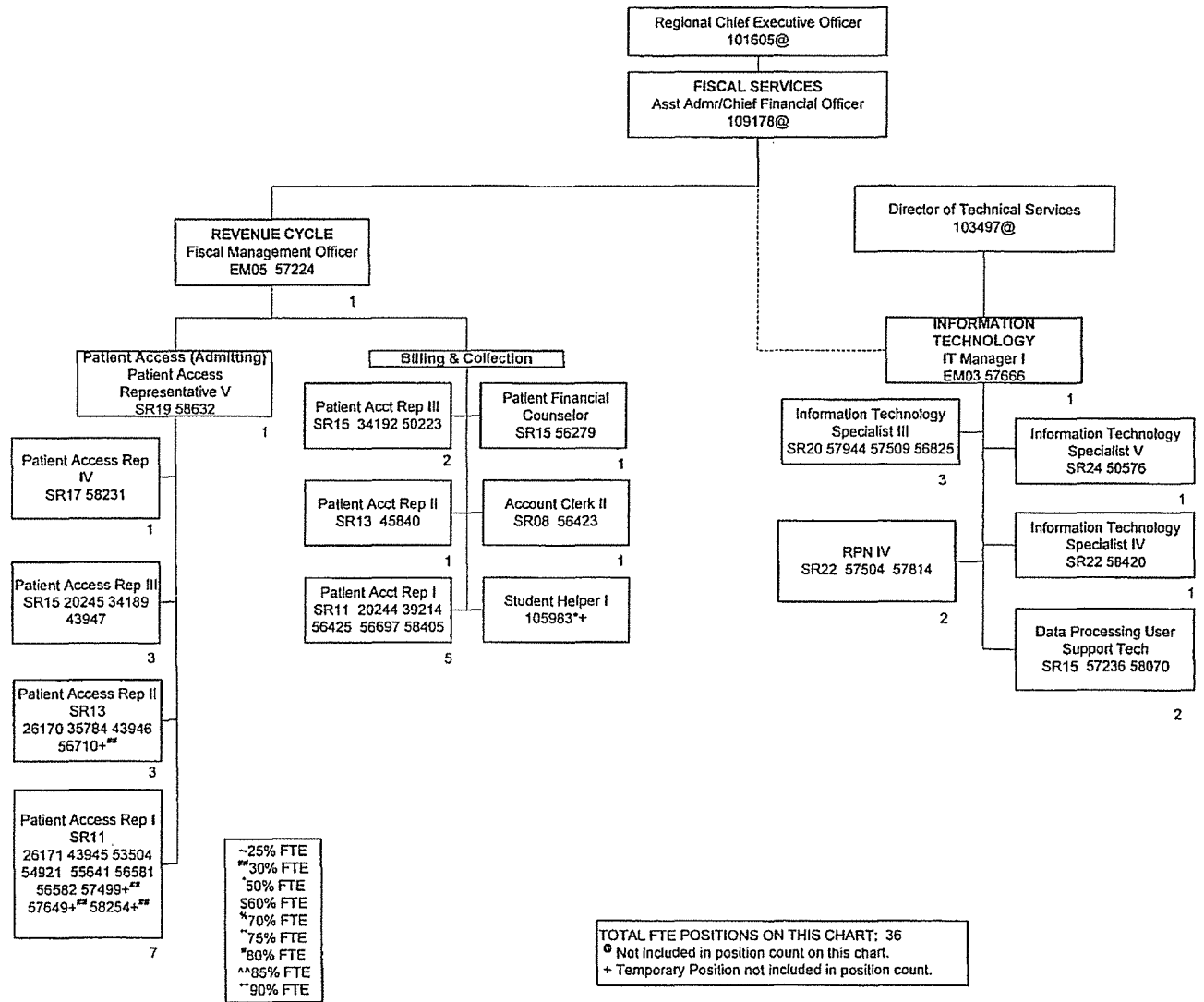
Regional Chief Executive Officer
101605@

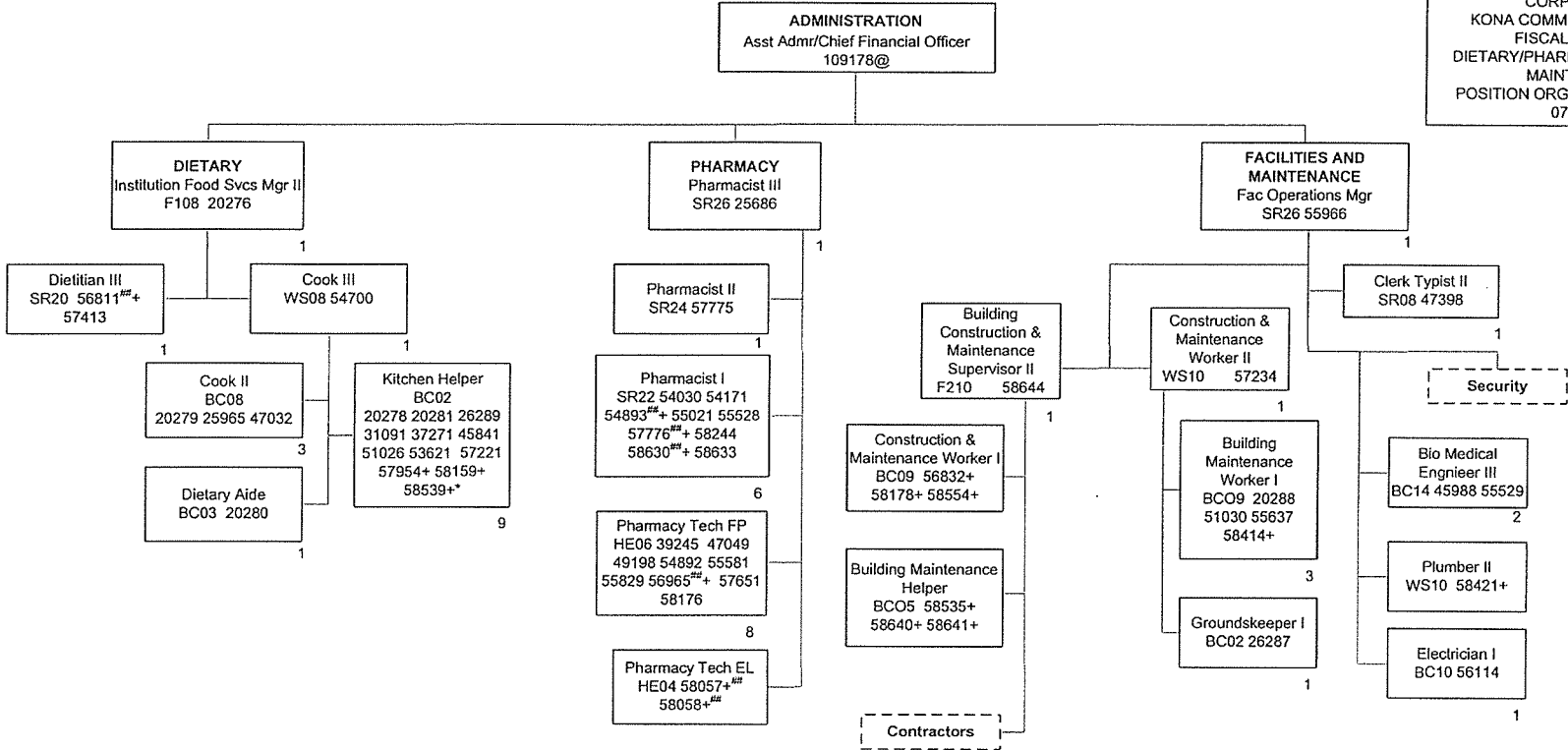
FISCAL SERVICES
Asst Admr/Chief Financial Officer
109178



~25% FTE
##30% FTE
^50% FTE
\$60% FTE
^70% FTE
~75% FTE
*80% FTE
^^85% FTE
**90% FTE

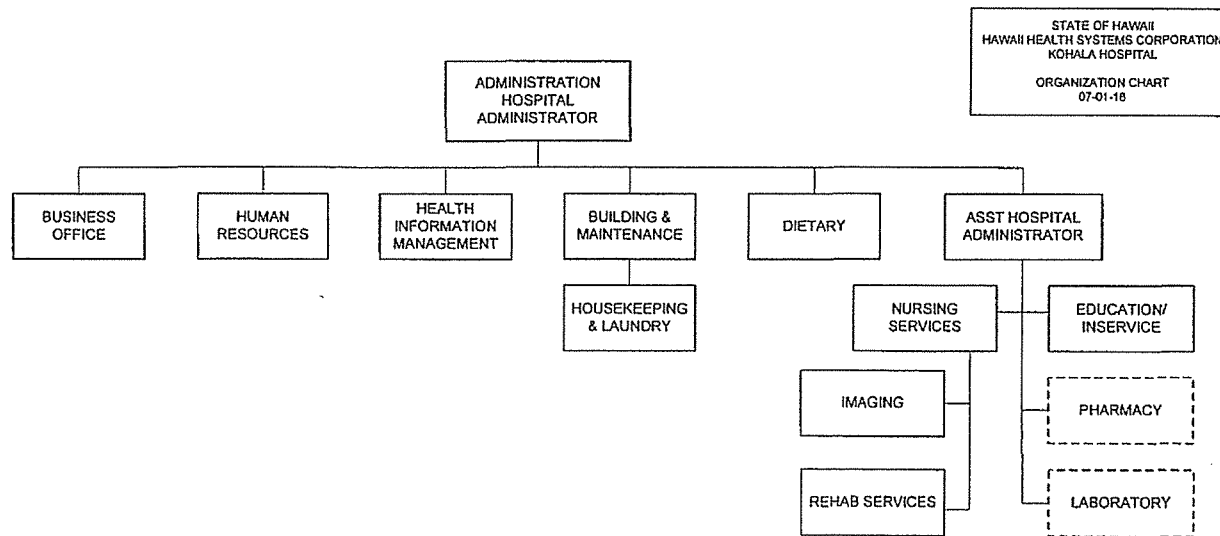
TOTAL FTE POSITIONS ON THIS CHART: 38
@ Not included in position count on this chart.
+ Temporary Position not included in position count.





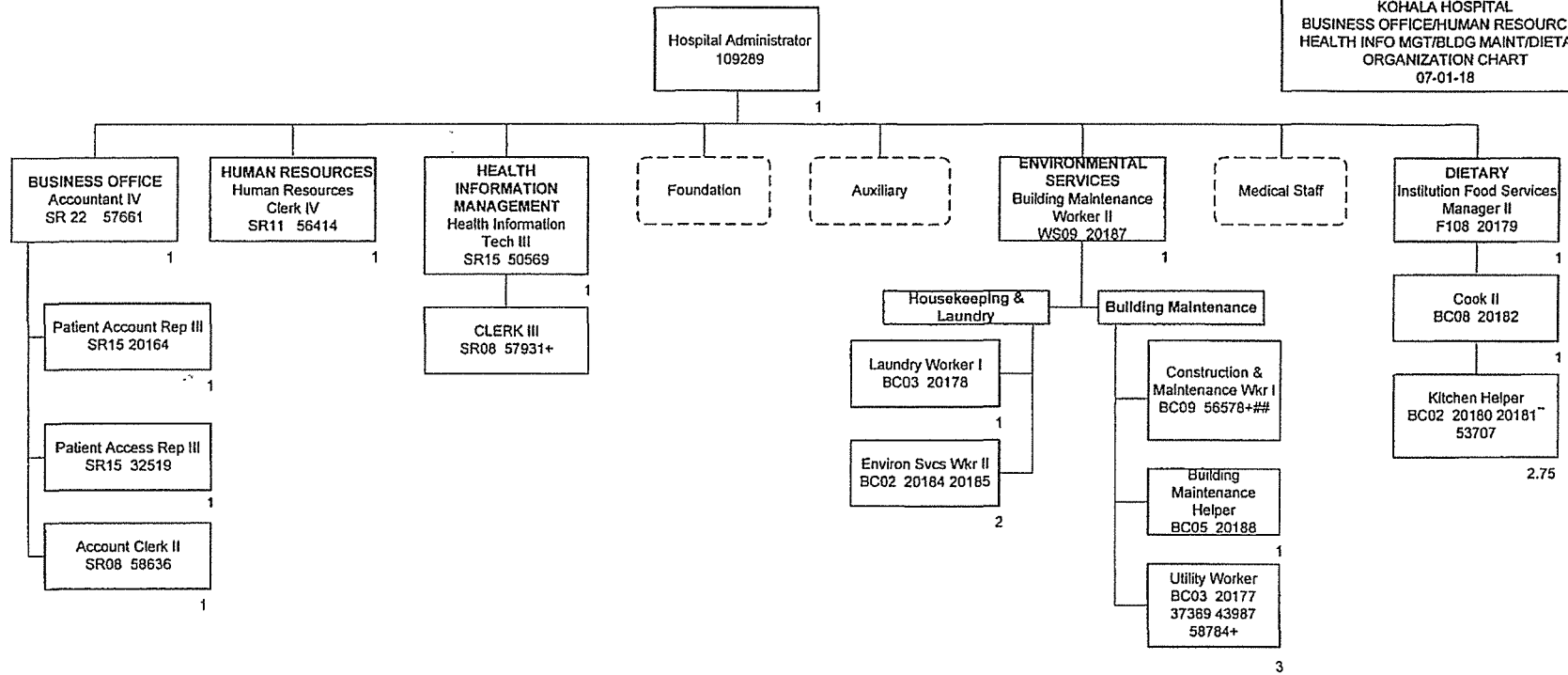
~25% FTE
**30% FTE
50% FTE
\$60% FTE
*70% FTE
~75% FTE
*80% FTE
^^85% FTE
**90% FTE

TOTAL FTE POSITIONS ON THIS CHART: 43
* Not included in position count on this chart.
+ Temporary Position not included in position count.



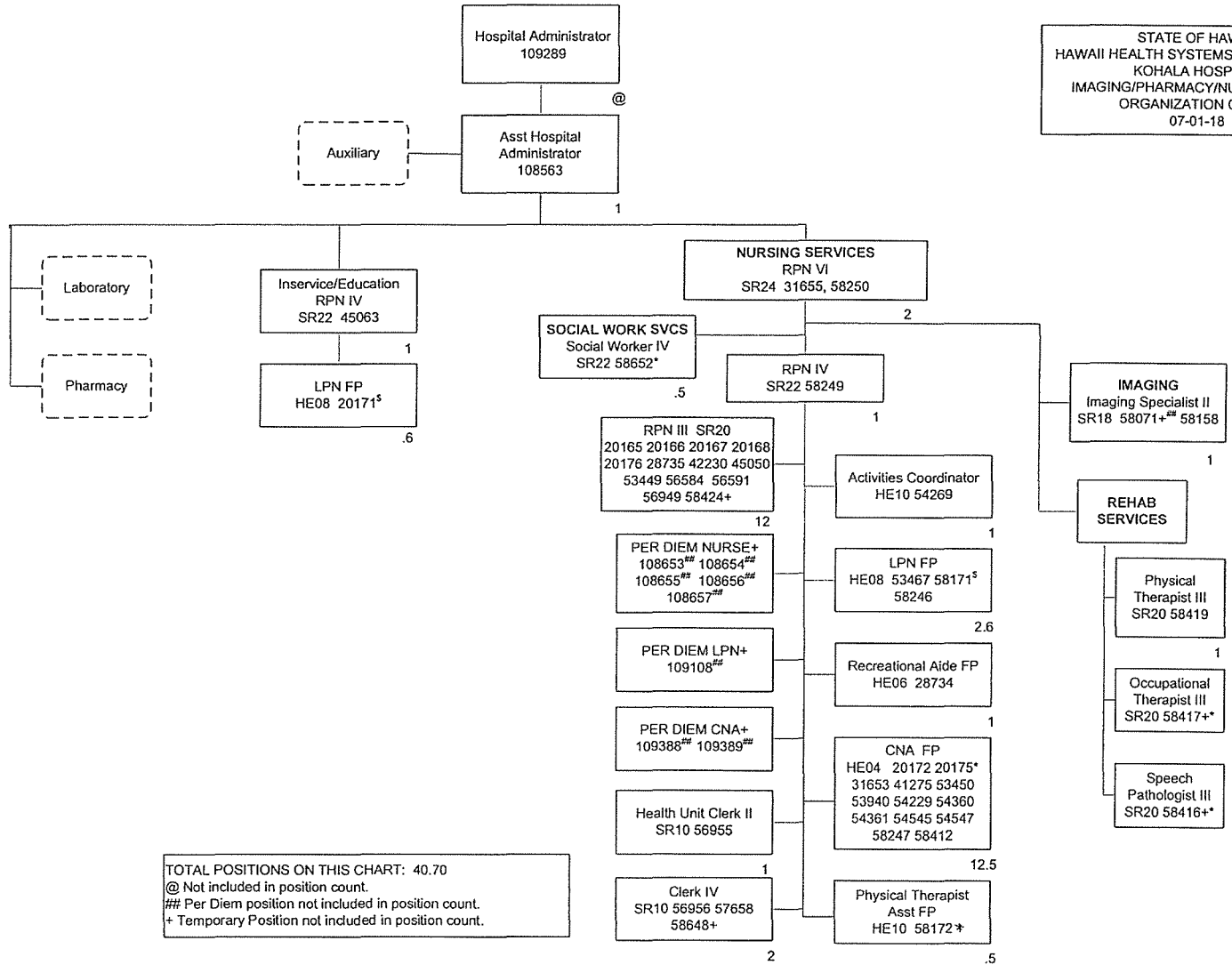
STATE OF HAWAII
 HAWAII HEALTH SYSTEMS CORPORATION
 KOHALA HOSPITAL
 ORGANIZATION CHART
 07-01-18

STATE OF HAWAII
HAWAII HEALTH SYSTEMS CORPORATION
KOHALA HOSPITAL
BUSINESS OFFICE/HUMAN RESOURCES/
HEALTH INFO MGT/BLDG MAINT/DIETARY
ORGANIZATION CHART
07-01-18



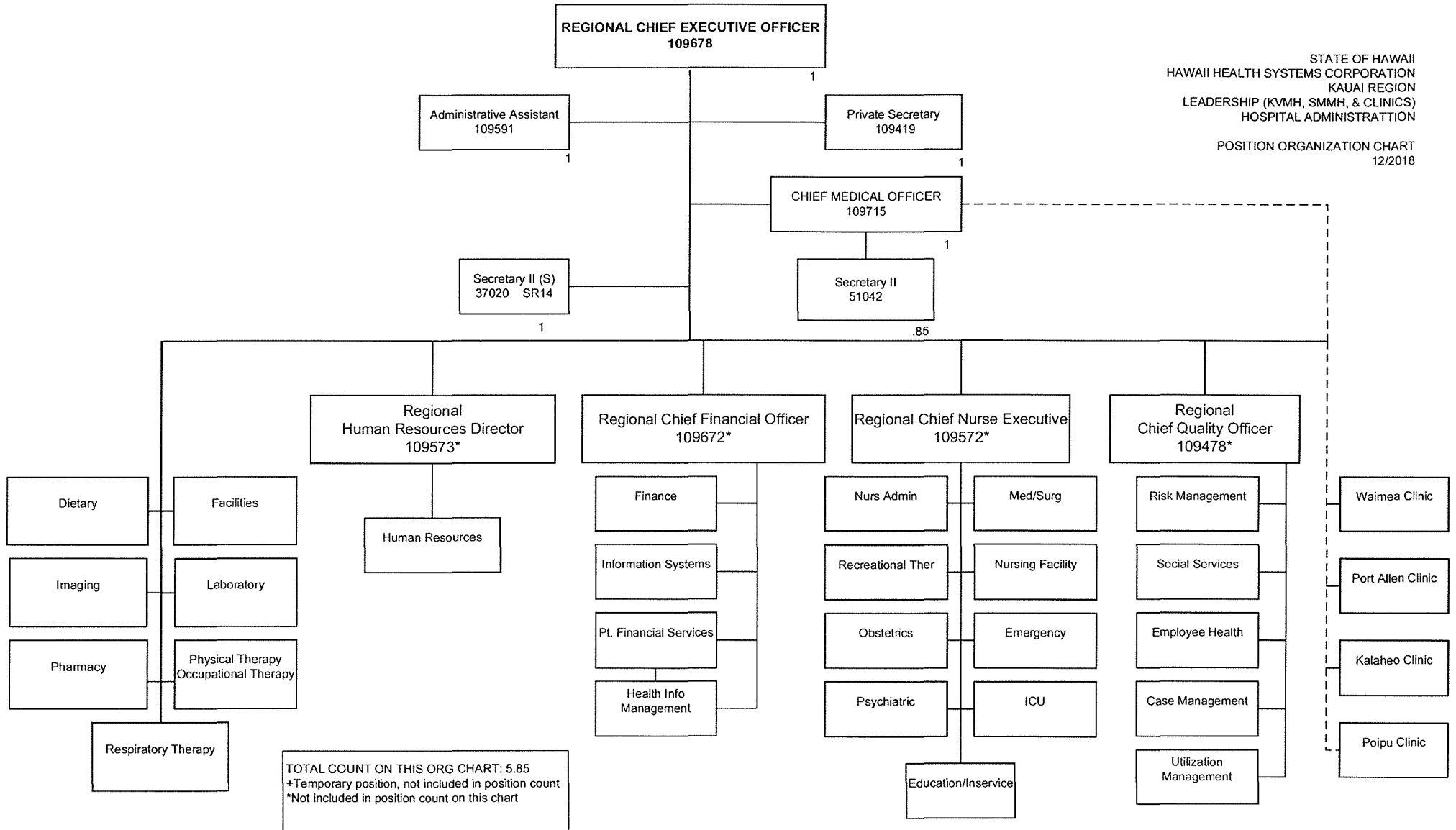
~25% FTE
^30% FTE
^50% FTE
\$60% FTE
^70% FTE
^75% FTE
^80% FTE
^^85% FTE
**90% FTE

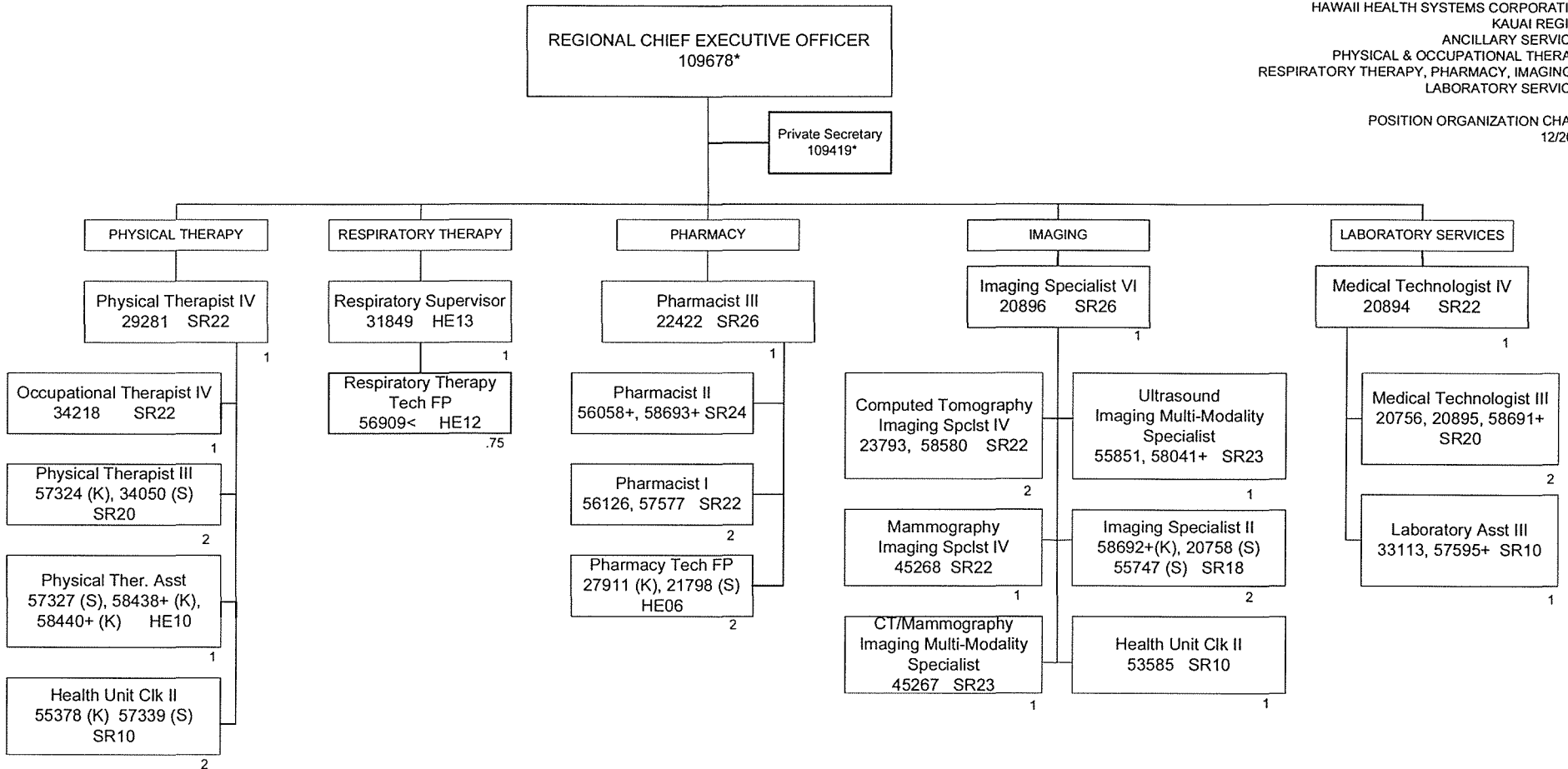
TOTAL POSITIONS ON THIS CHART: 19.75
@ Not included in position count.
Per Diem position not included in position count.
+ Temporary Position not included in position count.



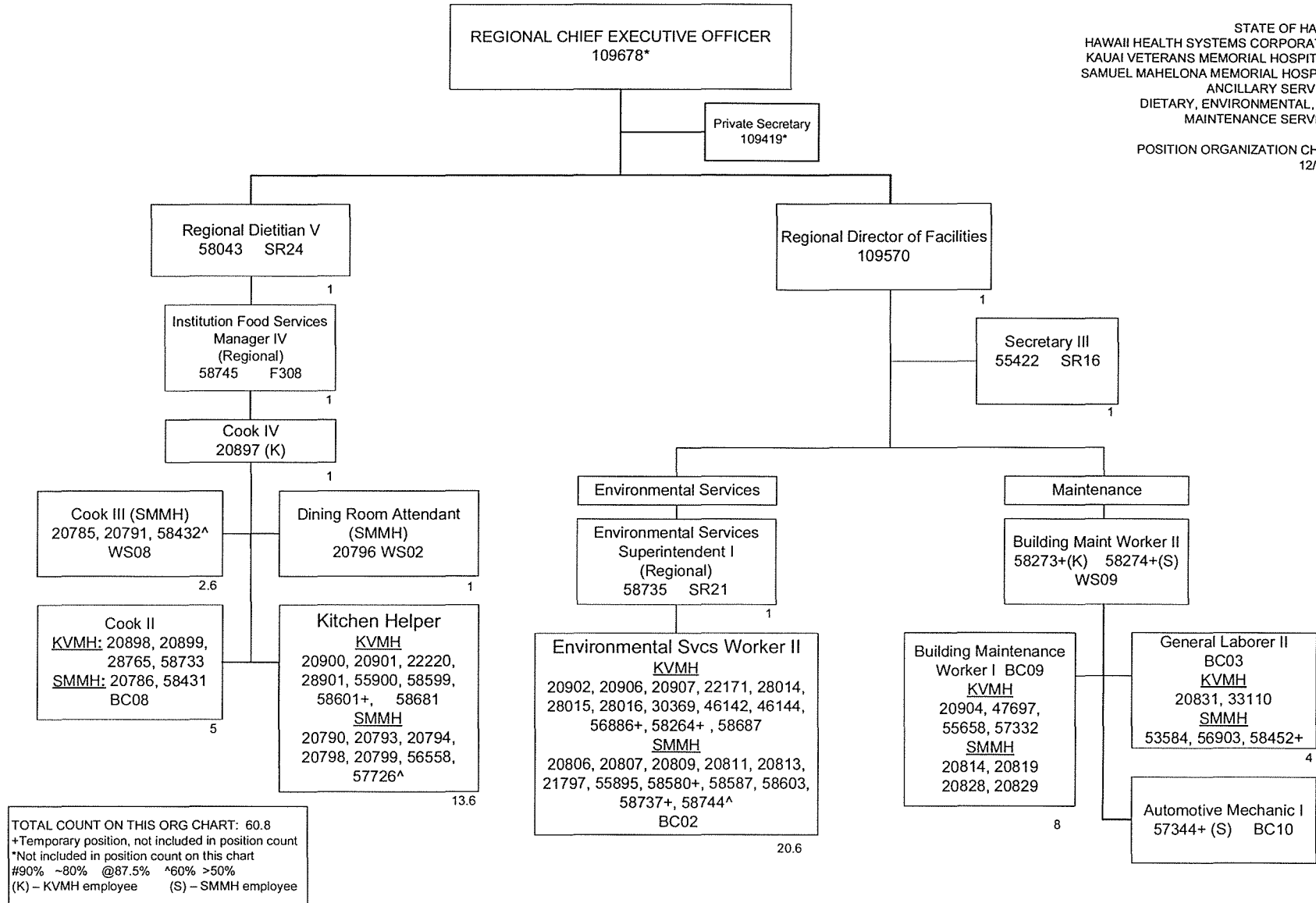
~25% FTE
^{##}30% FTE
^s50% FTE
^{\$}60% FTE
[^]70% FTE
[~]75% FTE
[#]80% FTE
^{^^}85% FTE
^{**}90% FTE

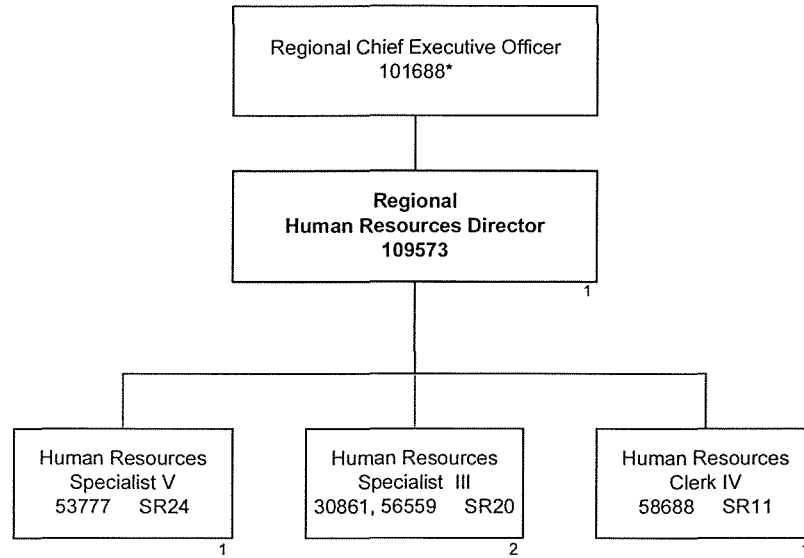
TOTAL POSITIONS ON THIS CHART: 40.70
@ Not included in position count.
^{##} Per Diem position not included in position count.
+ Temporary Position not included in position count.





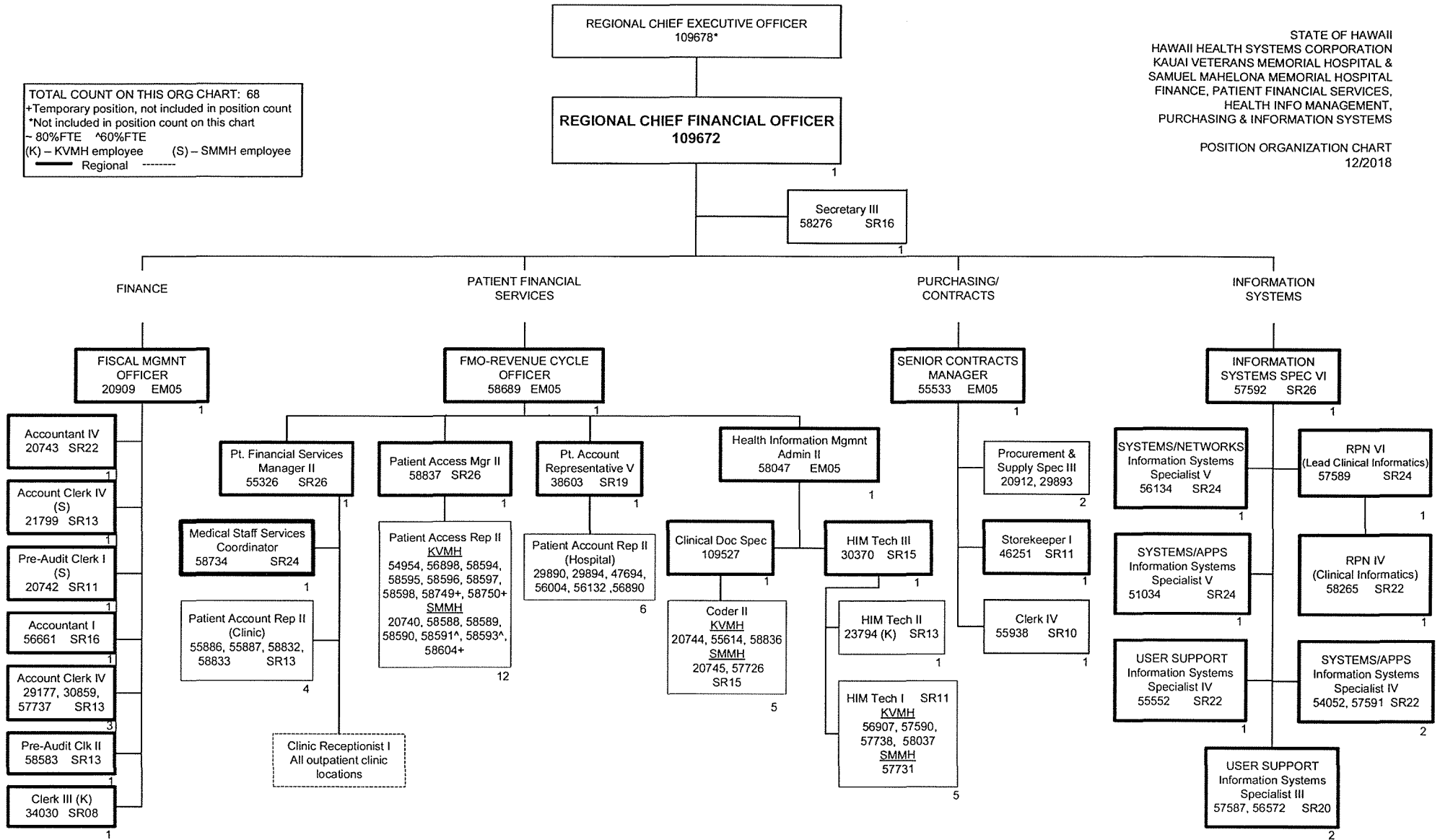
TOTAL COUNT ON THIS ORG CHART: 26.75
+Temporary position, not included in position count
*Not included in position count on this chart
#90% ~80% @87.5% <75% ^60% >50%
(K) – KVMH employee (S) – SMMH employee

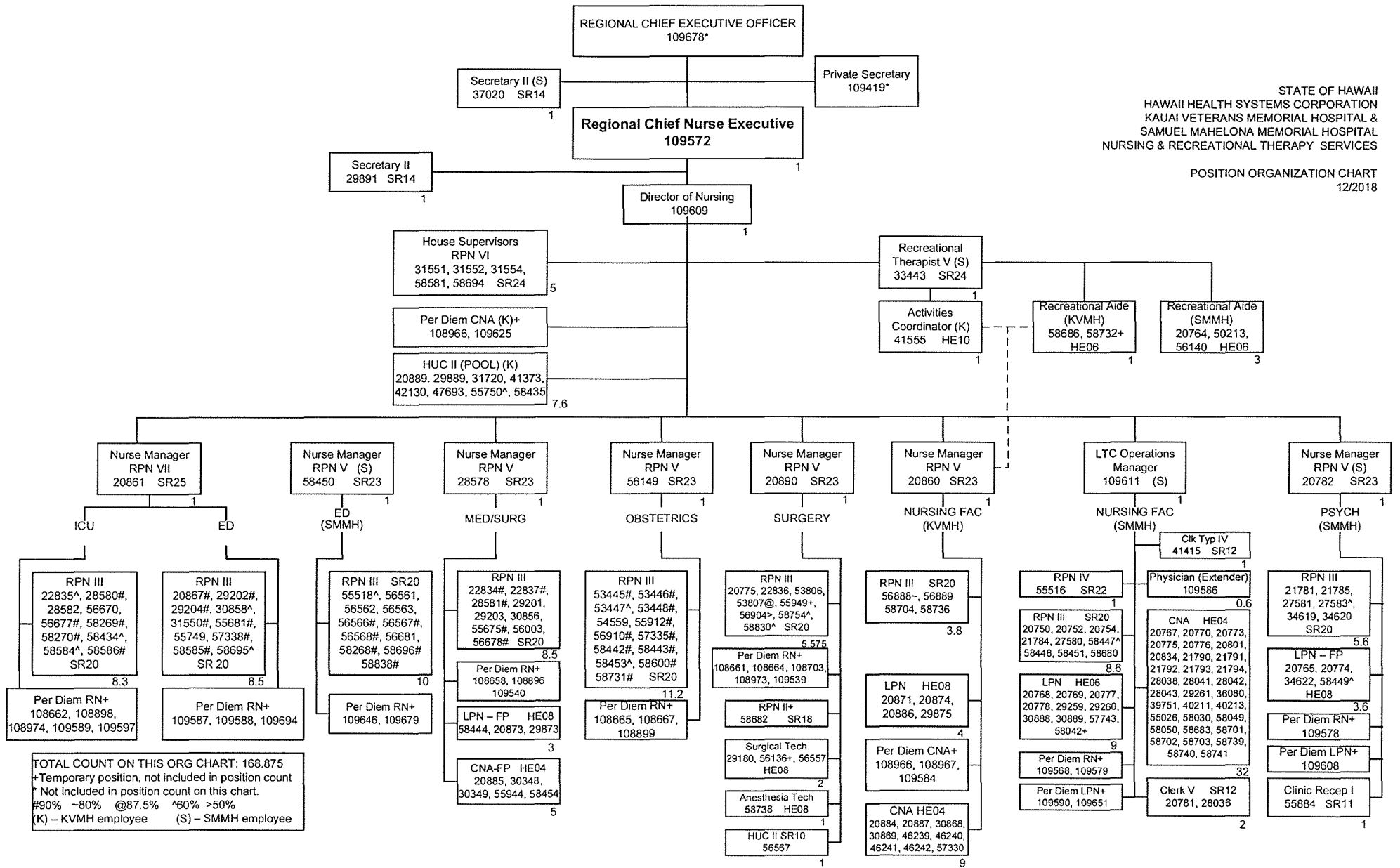




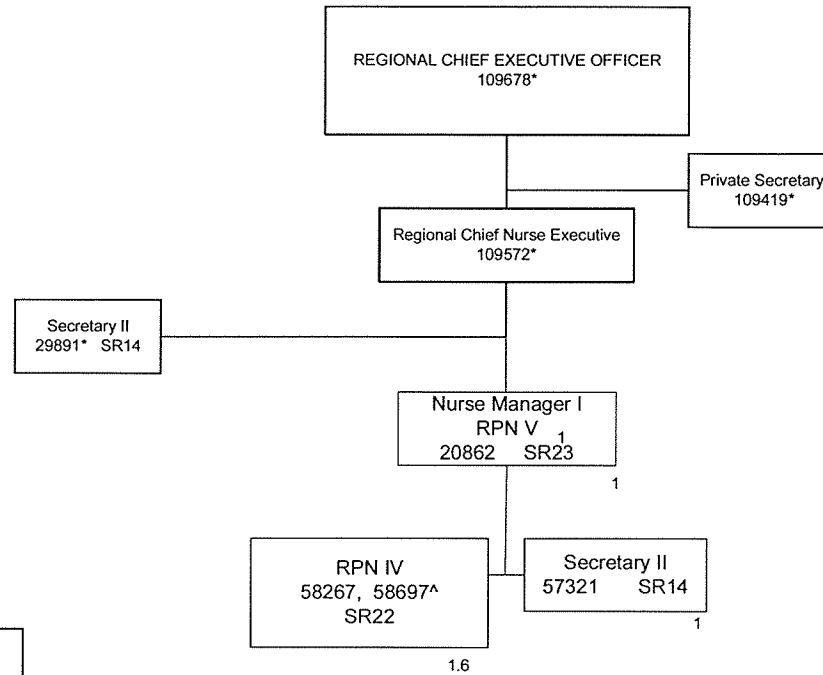
TOTAL COUNT ON THIS ORG CHART: 5
+Temporary position, not included in position count
* Not included in position count on this chart.

TOTAL COUNT ON THIS ORG CHART: 68
+Temporary position, not included in position count
*Not included in position count on this chart
~ 80%FTE ^60%FTE
(K) – KVMH employee (S) – SMMH employee
— Regional - - - - -

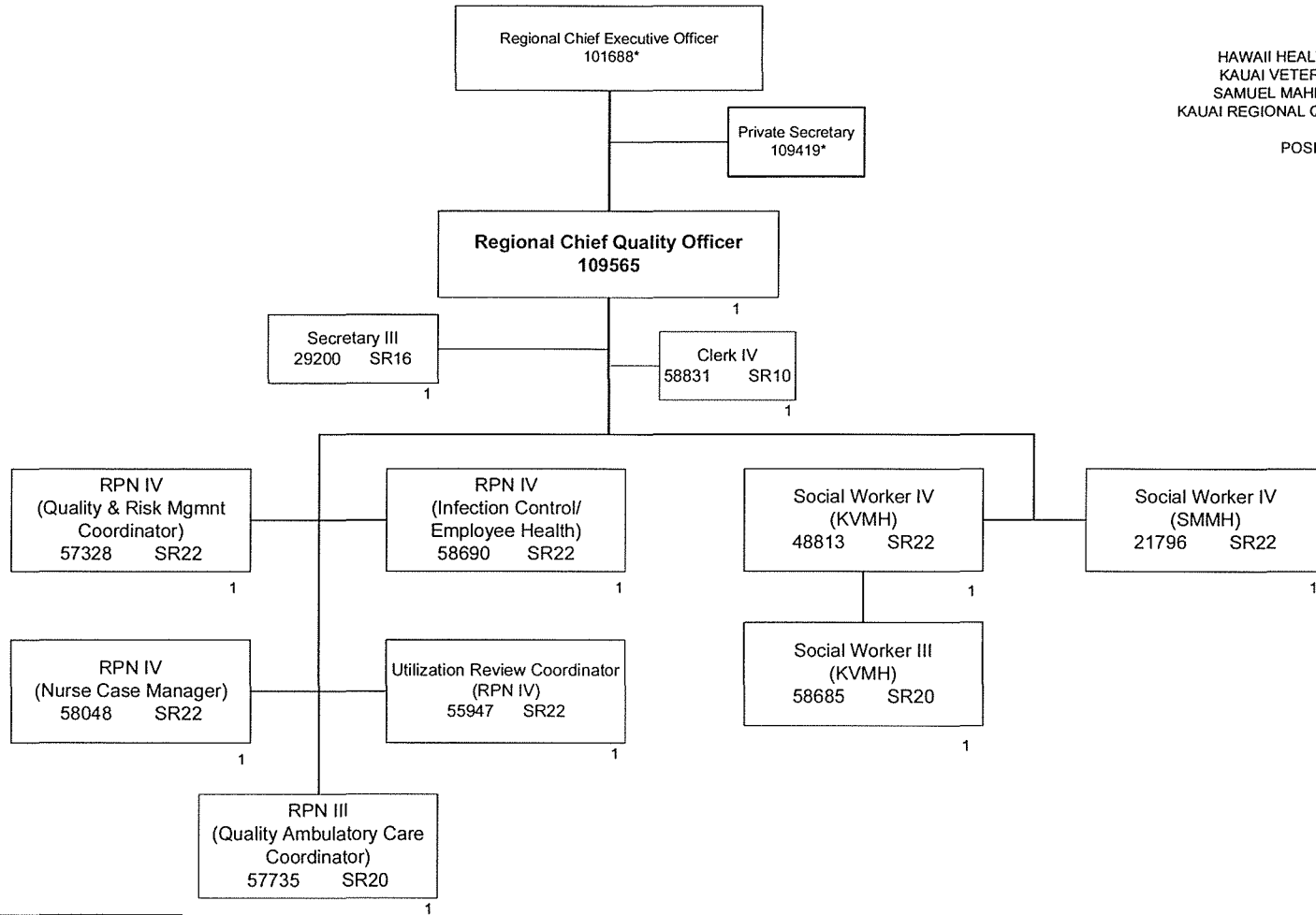




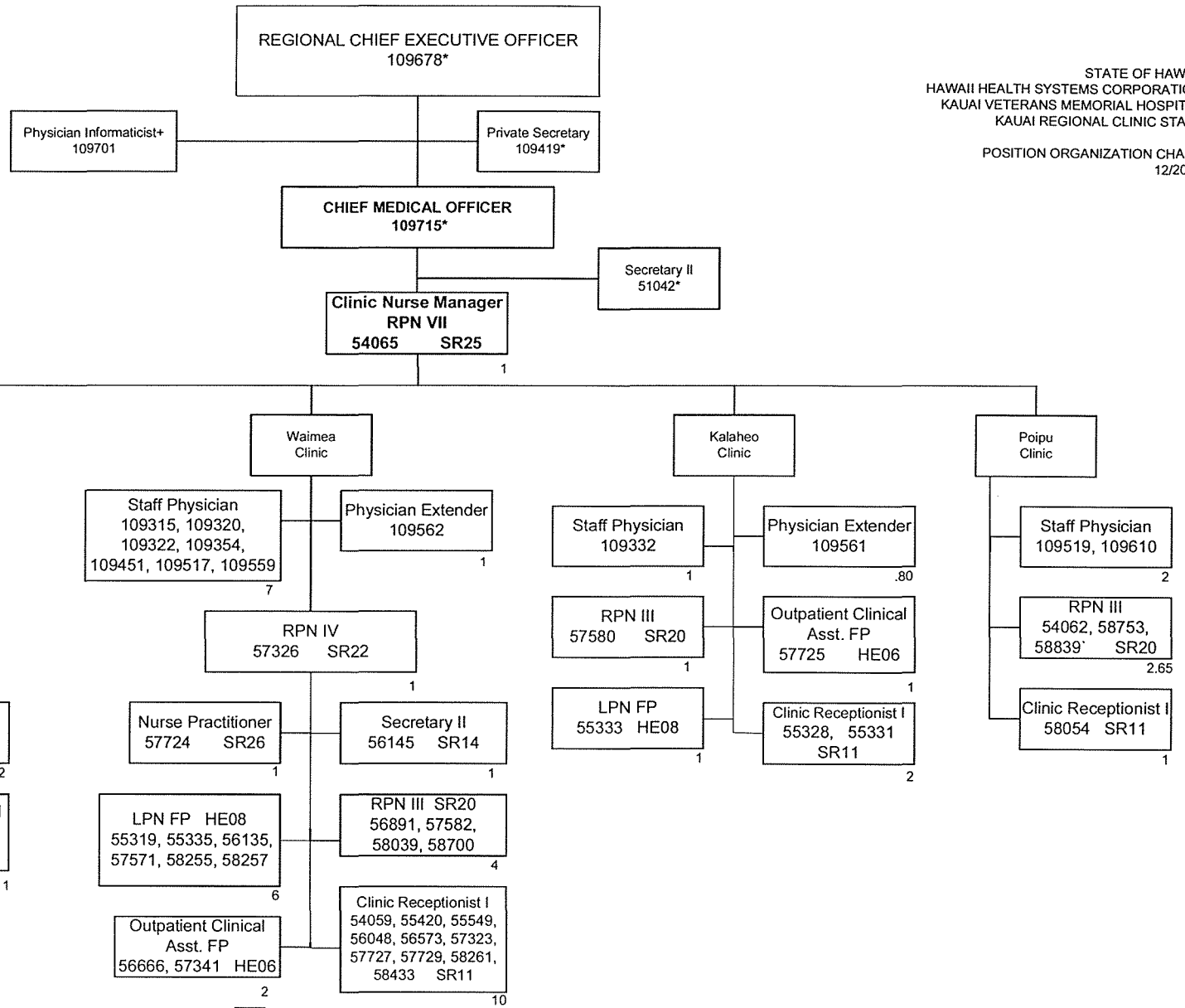
TOTAL COUNT ON THIS ORG CHART: 168.875
+Temporary position, not included in position count
* Not included in position count on this chart.
#90% ~80% @87.5% ^60% >50%
(K) - KVMH employee (S) - SMMH employee



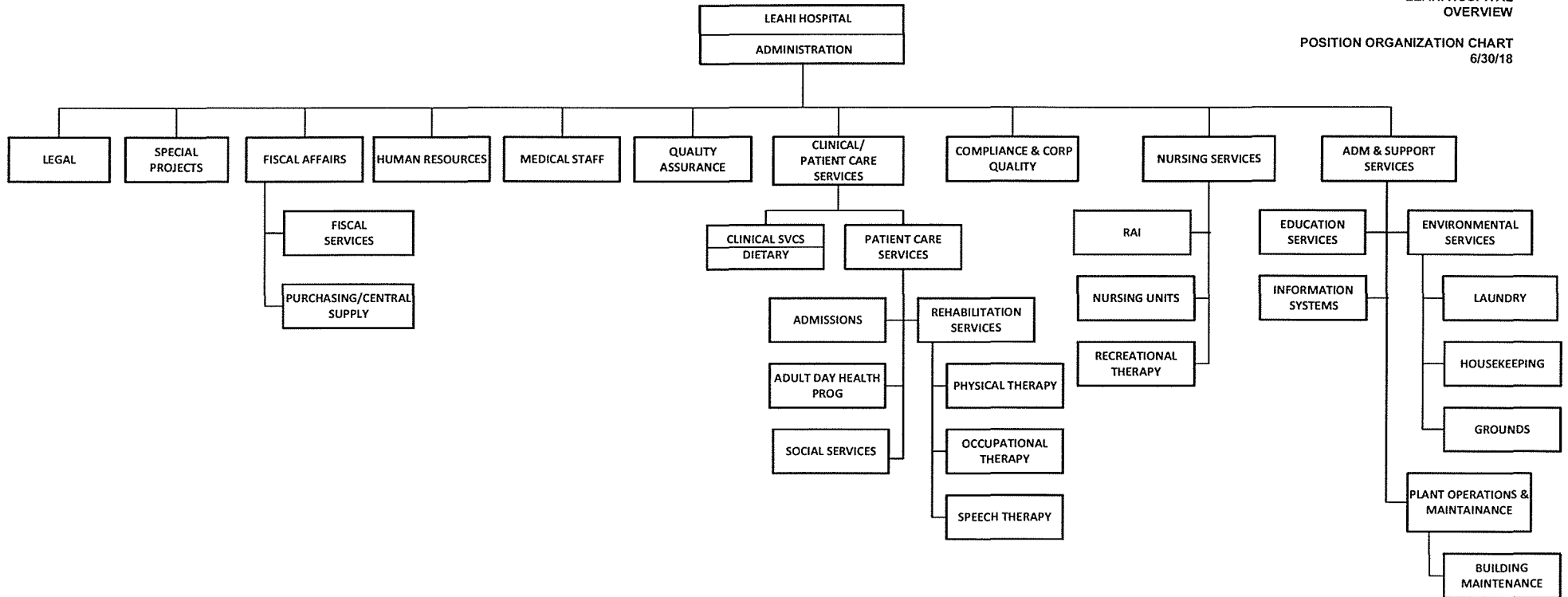
TOTAL COUNT ON THIS ORG CHART: 3.6
* Not included in position count on this chart.
^60% FTE

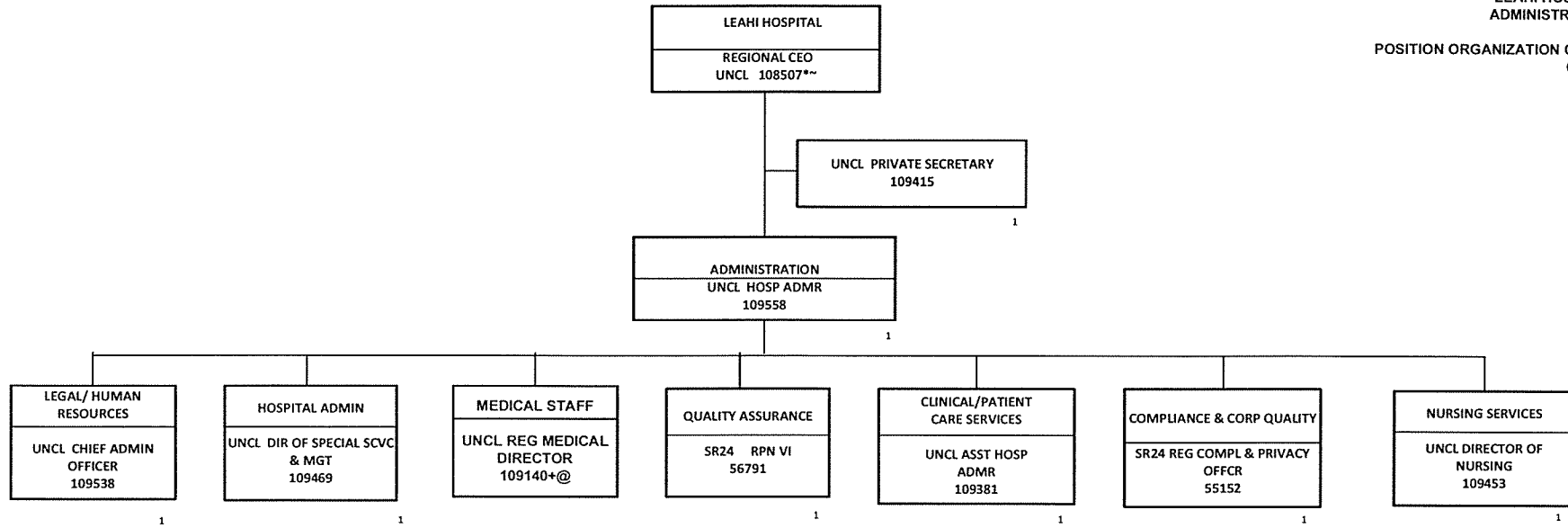


TOTAL COUNT ON THIS ORG CHART: 11
+Temporary position, not included in position count
* Not included in position count on this chart.
(K) – KVMH employee (S) – SMMH employee

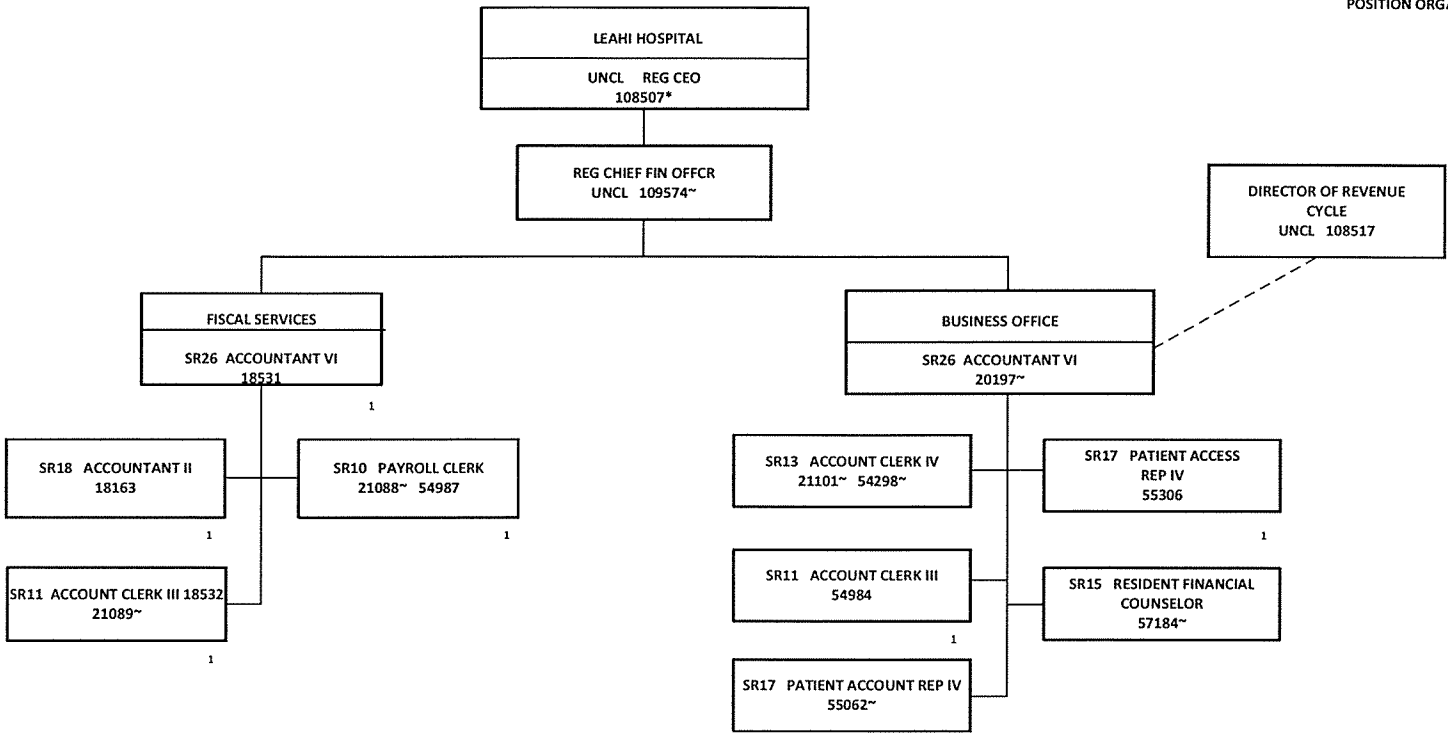


TOTAL COUNT ON THIS ORG CHART: 56.45
+ Temporary position, not included in position count.
*Not included in position count on this chart
~ 80%FTE ~ 65%FTE
(K) – KVMH employee (S) – SMMH employee

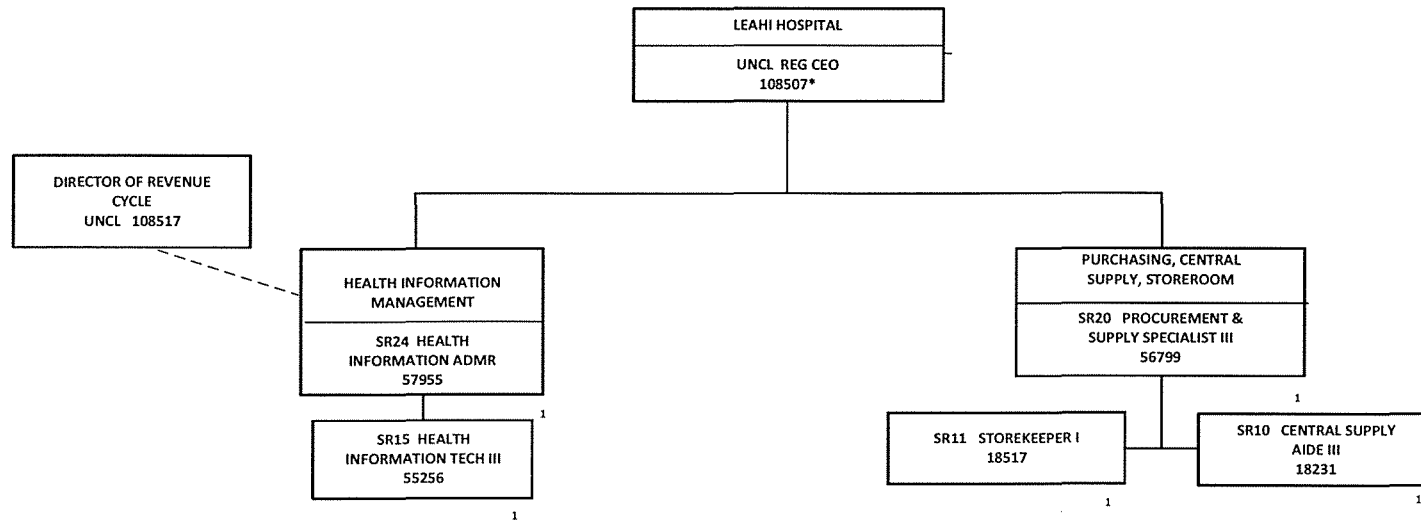




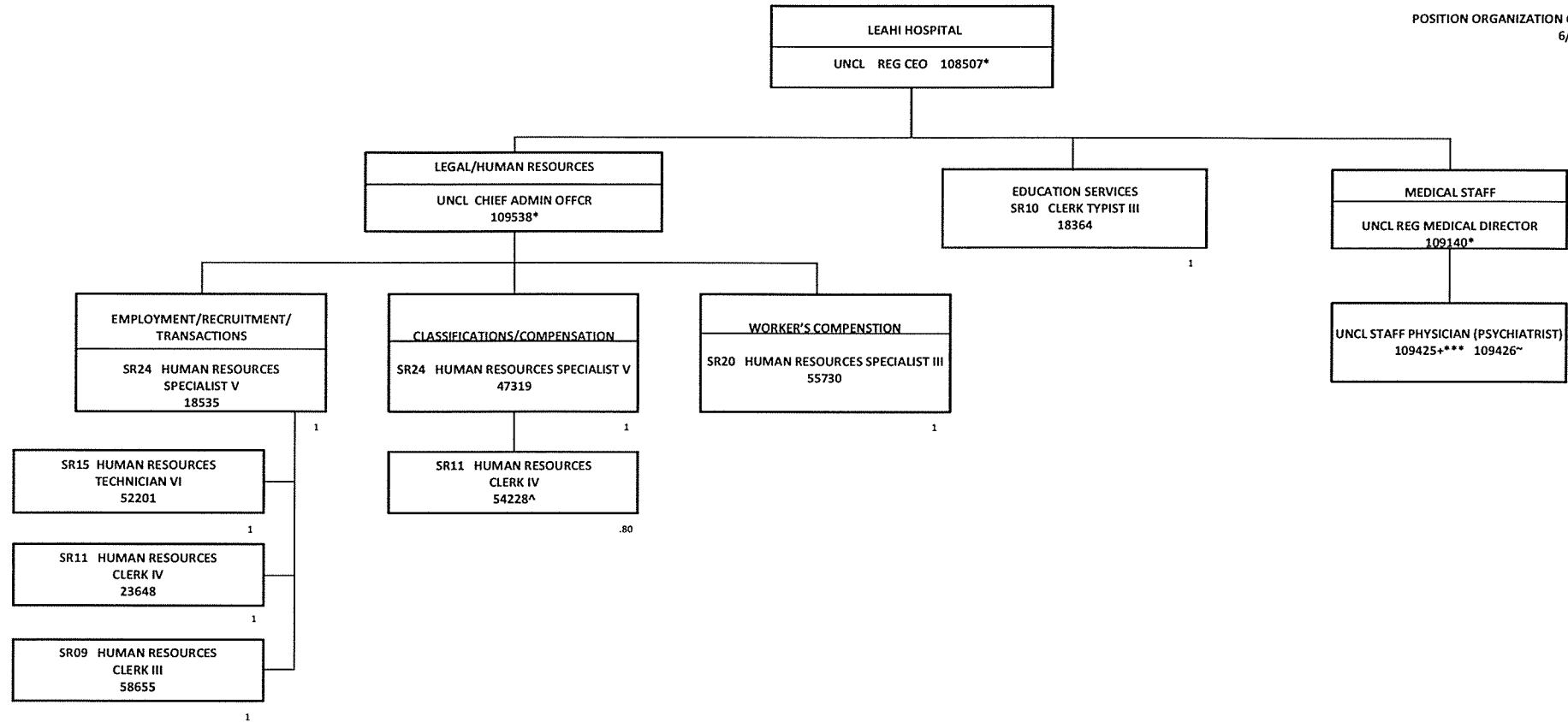
* NOT INCLUDED IN POSITION COUNT ON THIS CHART
+TEMPORARY POSITION, NOT INCLUDED IN POSITION COUNT
@38% FTE
~POSITION LOCATED AT MALUHIA



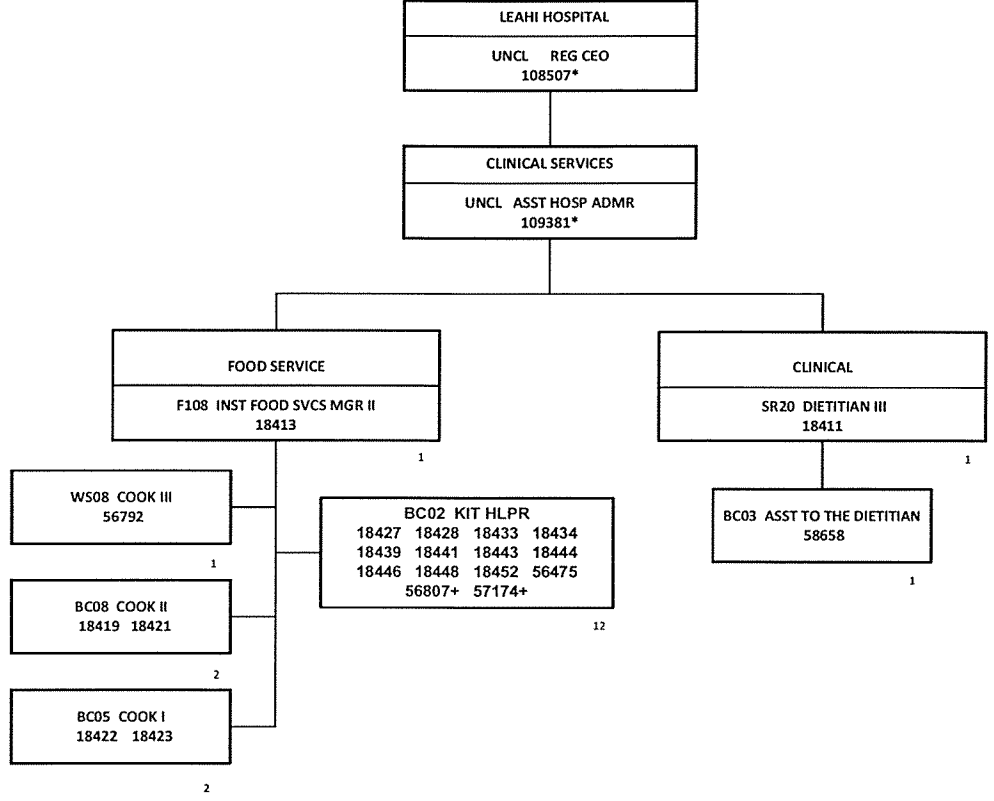
*NOT INCLUDED IN POSITION COUNT ON THIS CHART
~POSITION LOCATED TO MALUHIA



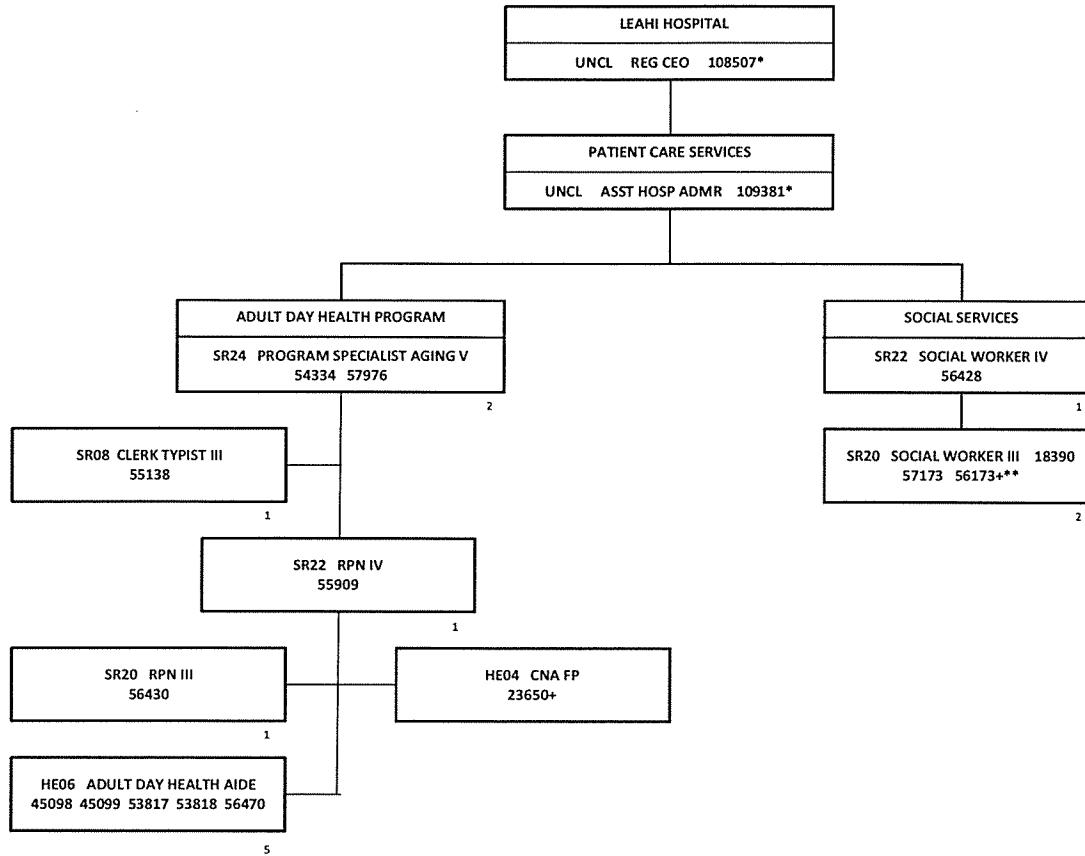
*NOT INCLUDED IN POSITION COUNT ON THIS CHART



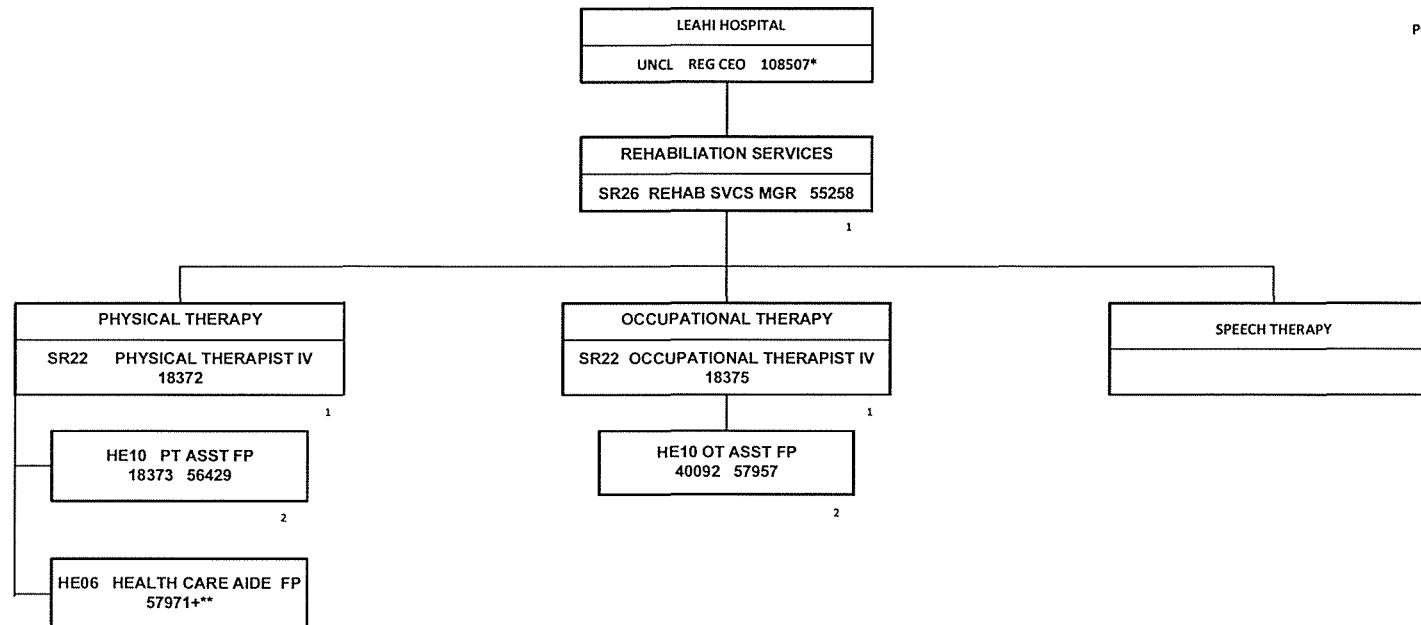
*NOT INCLUDED IN POSITION COUNT ON THIS CHART
+TEMPORARY POSITION, NOT INCLUDED IN POSITION COUNT
***48% FTE
^ 80% FTE
~Position Located at Maluhia



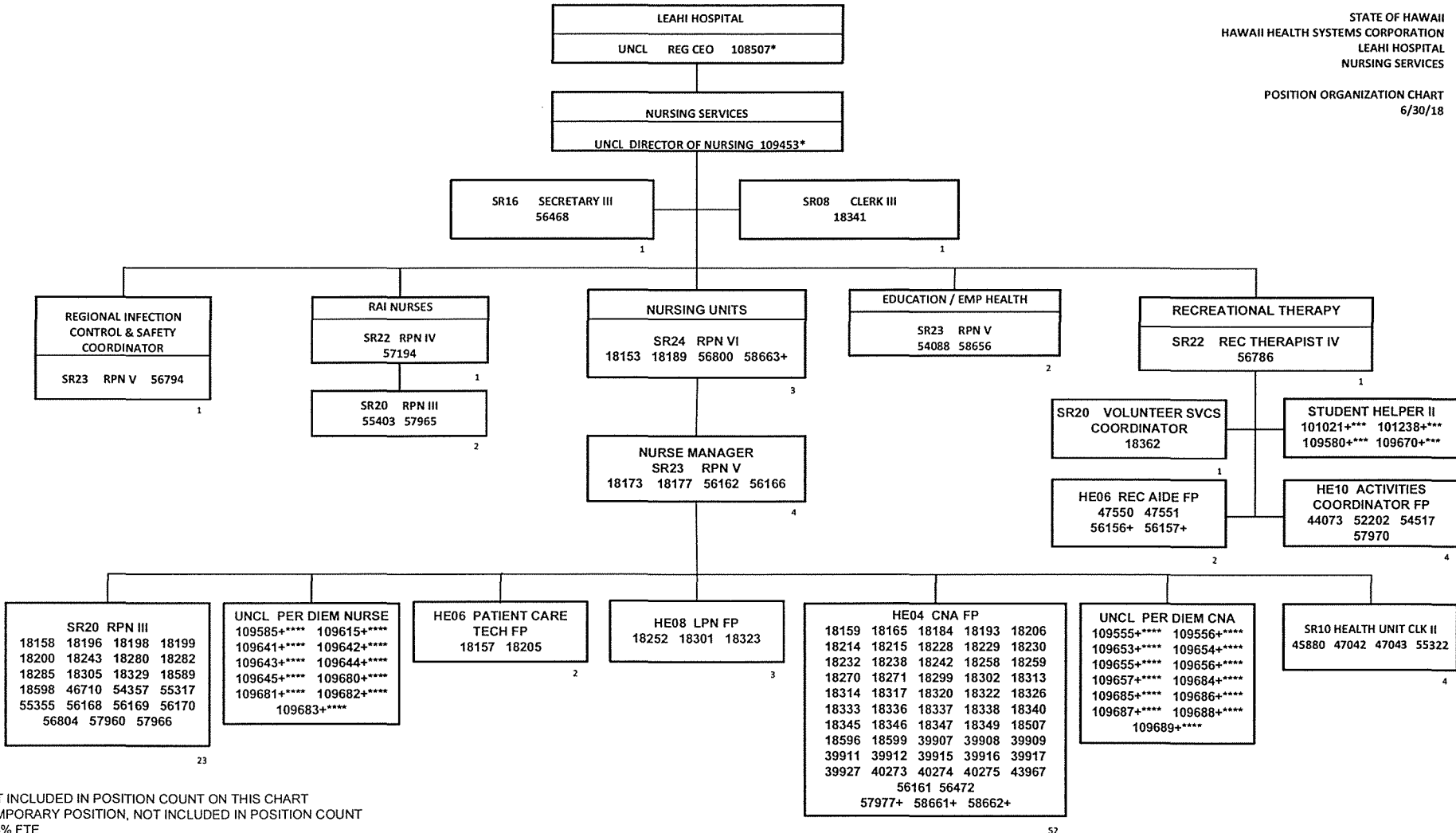
*NOT INCLUDED IN POSITION COUNT ON THIS CHART
+TEMPORARY POSITION, NOT INCLUDED ON POSITION COUNT



*NOT INCLUDED IN POSITION COUNT ON THIS CHART
+TEMPORARY POSITION, NOT INCLUDED ON POSITION COUNT
** 50% FTE



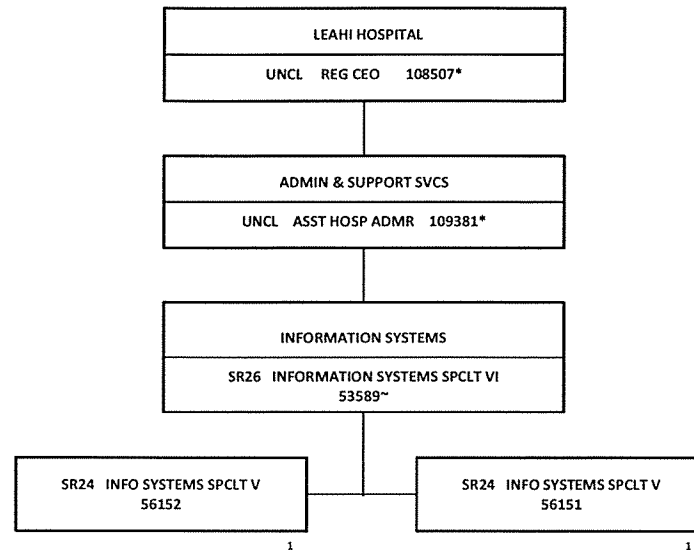
*NOT INCLUDED IN POSITION COUNT ON THIS CHART
+TEMPORARY POSITION, NOT INCLUDED IN POSITION COUNT
** 50% FTE



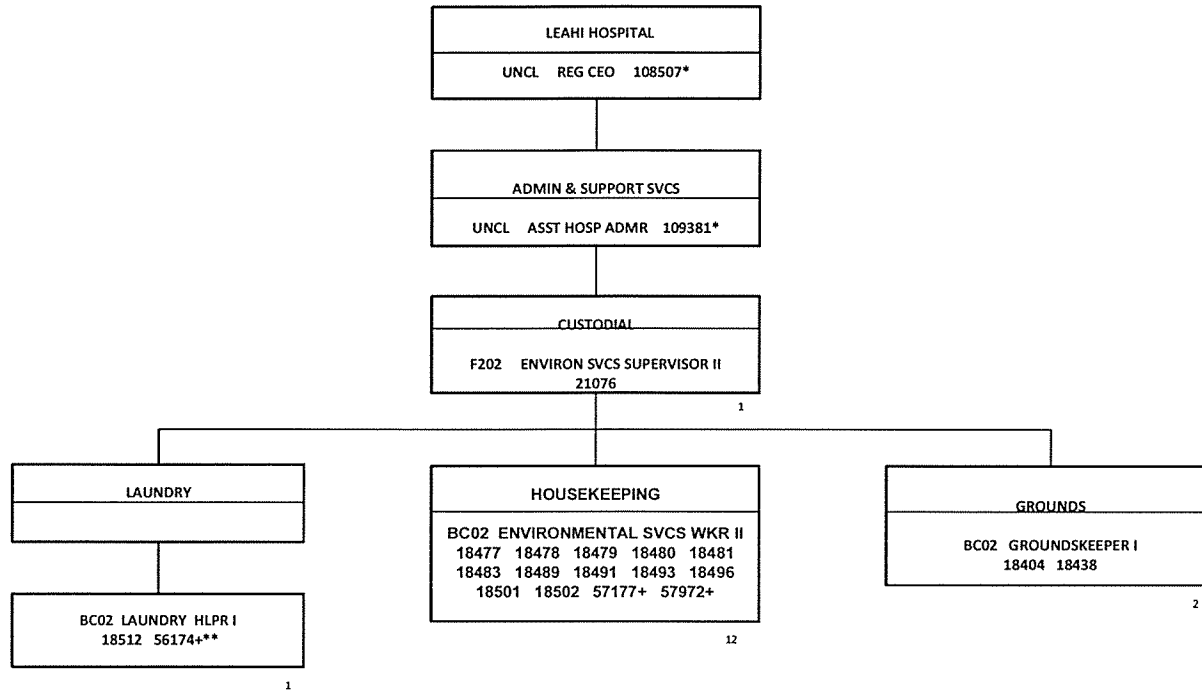
*NOT INCLUDED IN POSITION COUNT ON THIS CHART
 +TEMPORARY POSITION, NOT INCLUDED IN POSITION COUNT
 ***48% FTE
 ****30% FTE

STATE OF HAWAII
HAWAII HEALTH SYSTEMS CORPORATION
LEAHI HOSPITAL
ADMINISTRATION & SUPPORT SERVICES
INFORMATION SYSTEMS

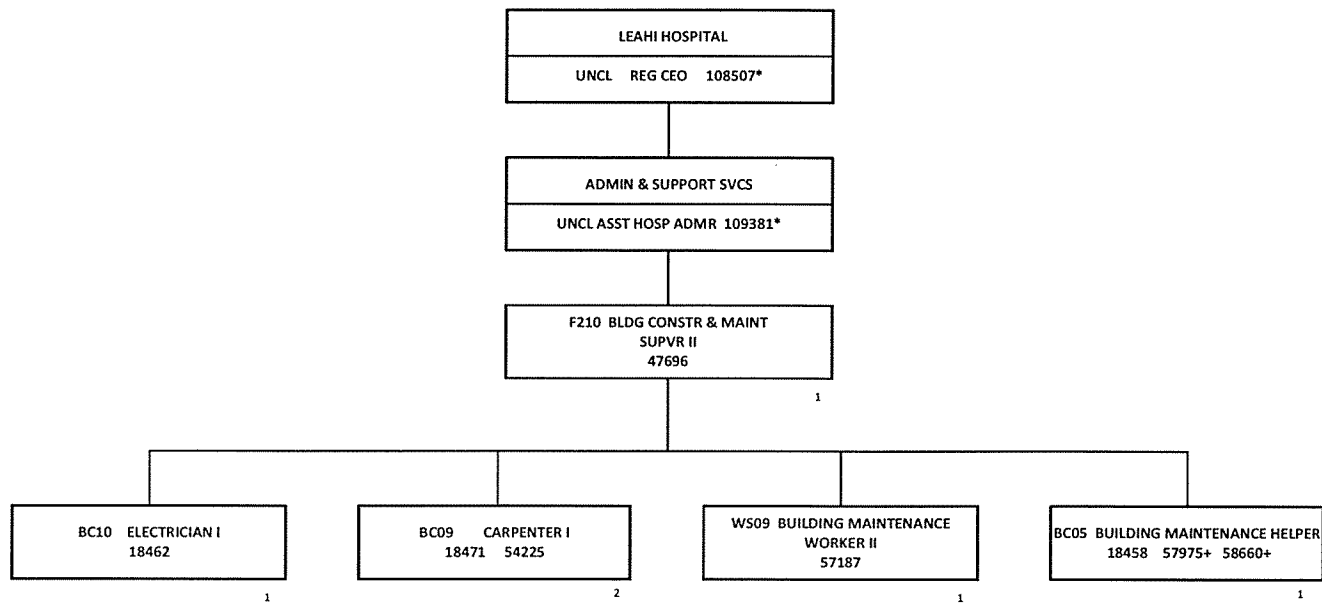
POSITION ORGANIZATION CHART
6/30/18



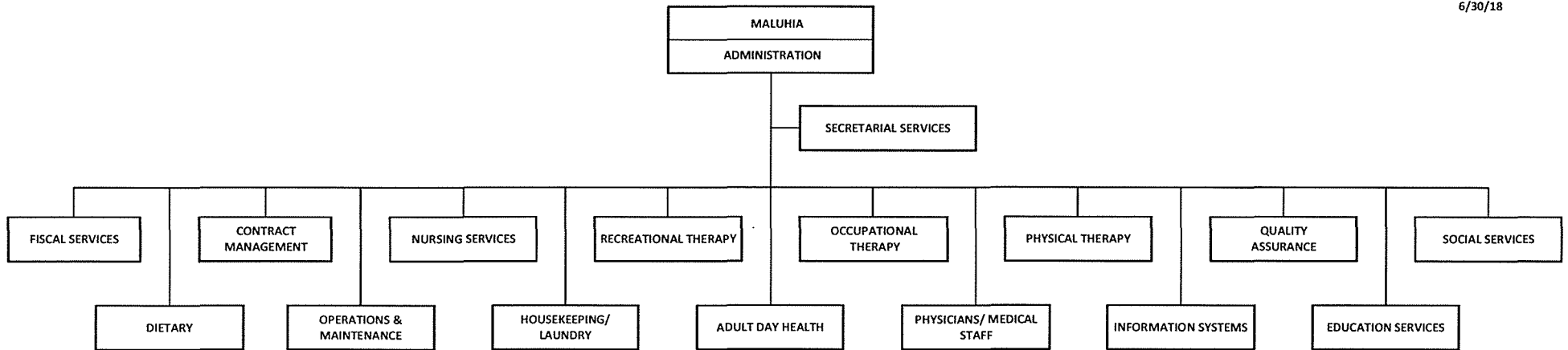
* NOT INCLUDED IN POSITION COUNT ON THIS CHART
~POSITION LOCATED AT MALUHIA

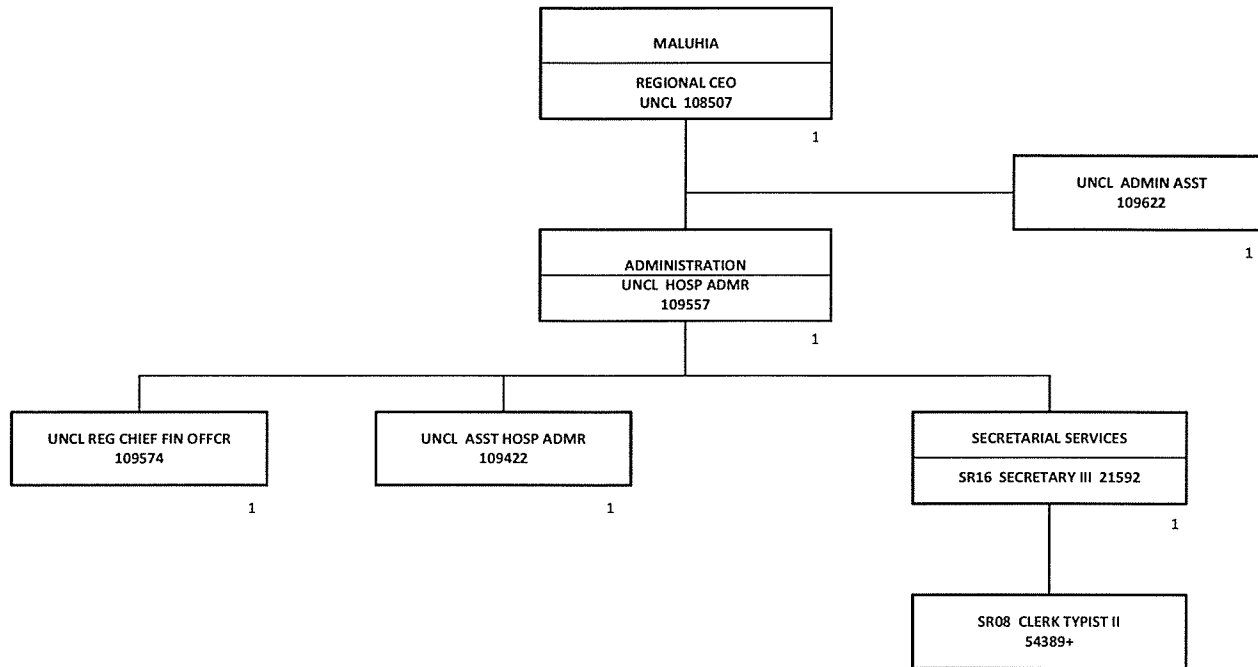


*NOT INCLUDED IN POSITION COUNT ON THIS CHART
+TEMPORARY POSITION, NOT INCLUDED IN POSITION COUNT
** 50% FTE

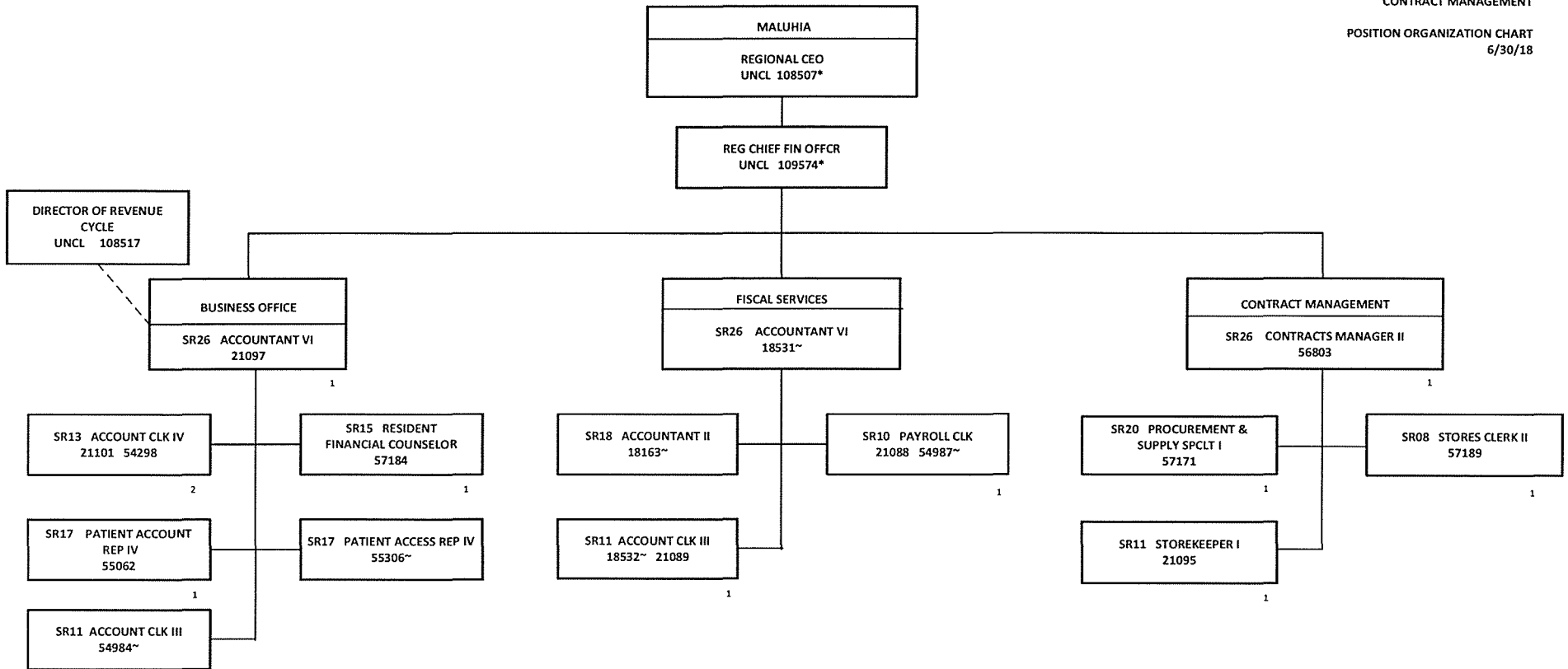


*NOT INCLUDED IN POSITION COUNT ON THIS CHART
+TEMPORARY POSITION NOT INCLUDED IN POSITION COUNT

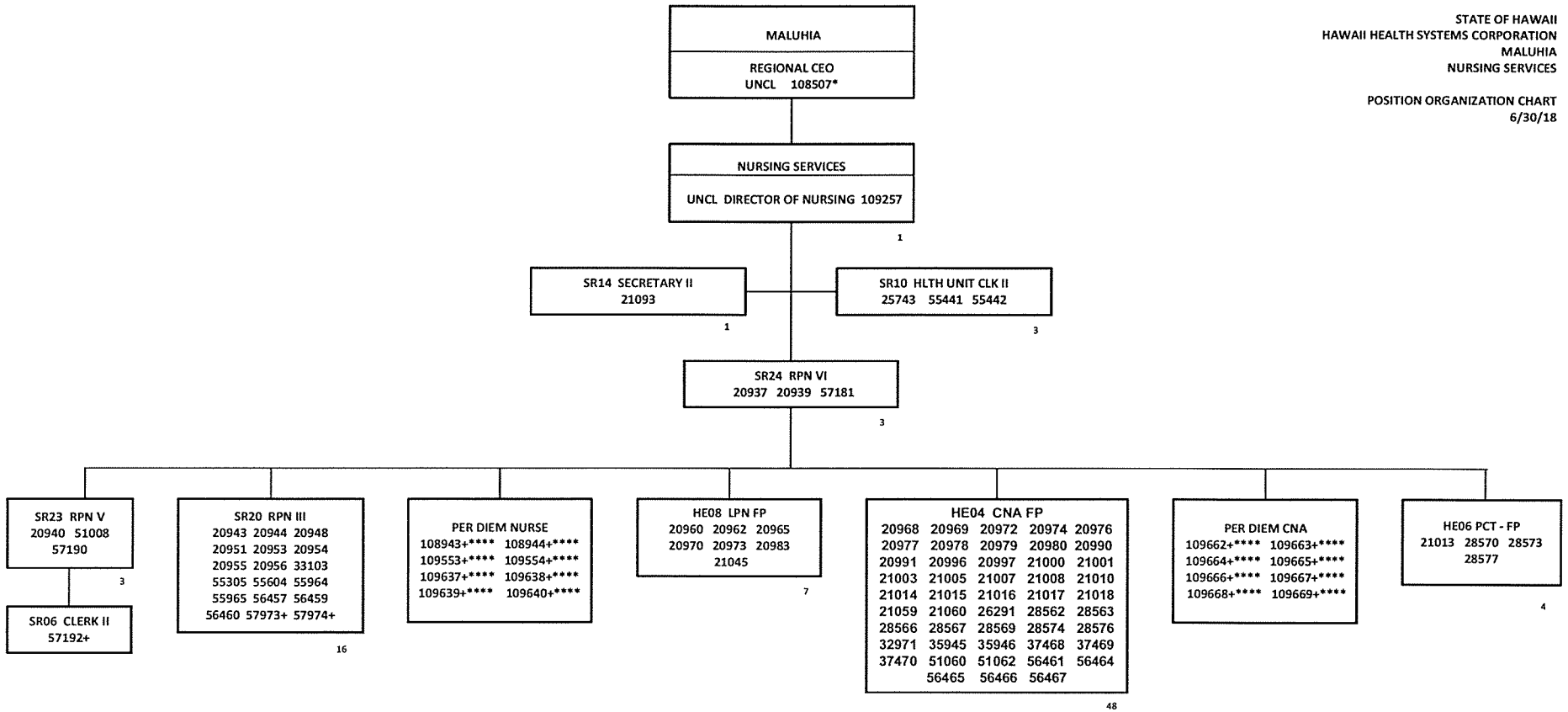




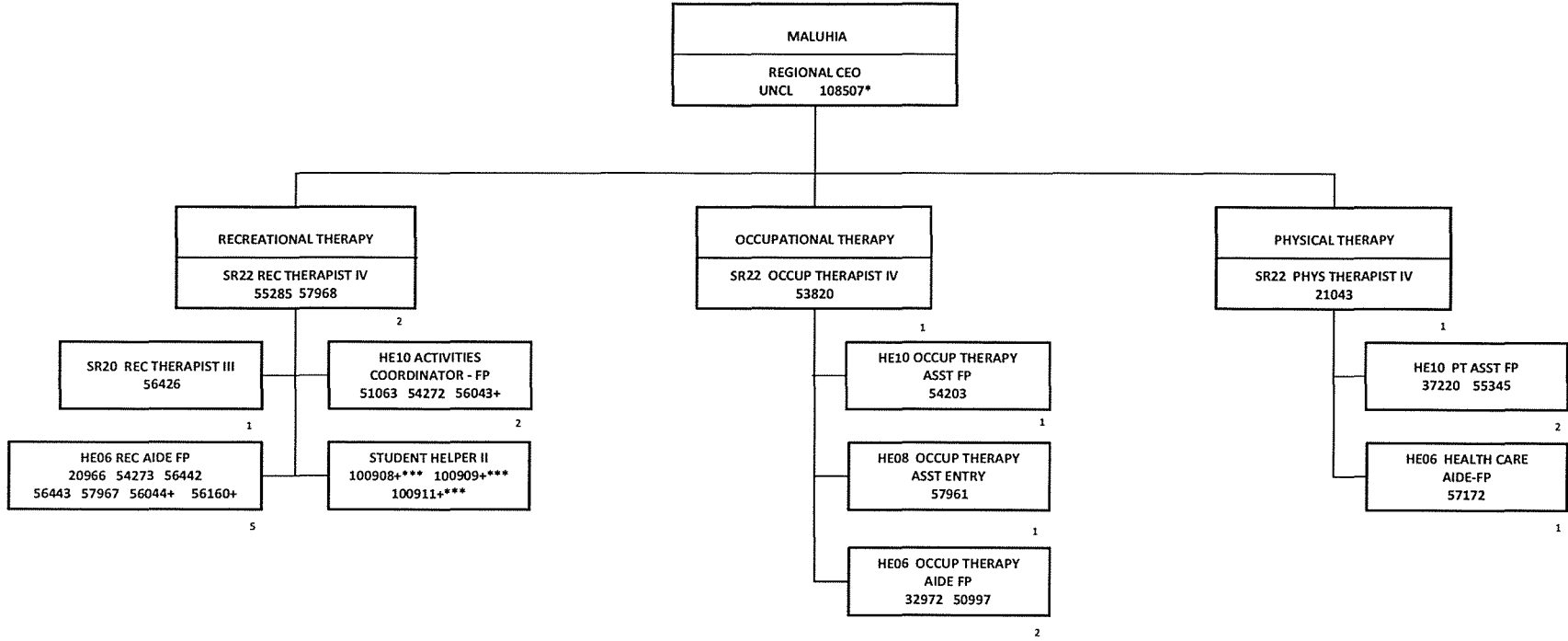
*NOT INCLUDED IN POSITION COUNT ON THIS CHART
+TEMPORARY POSITION, NOT INCLUDED IN POSITION COUNT



*NOT INCLUDED IN POSITION COUNT ON THIS CHART
-POSITION LOCATED AT LEAHI

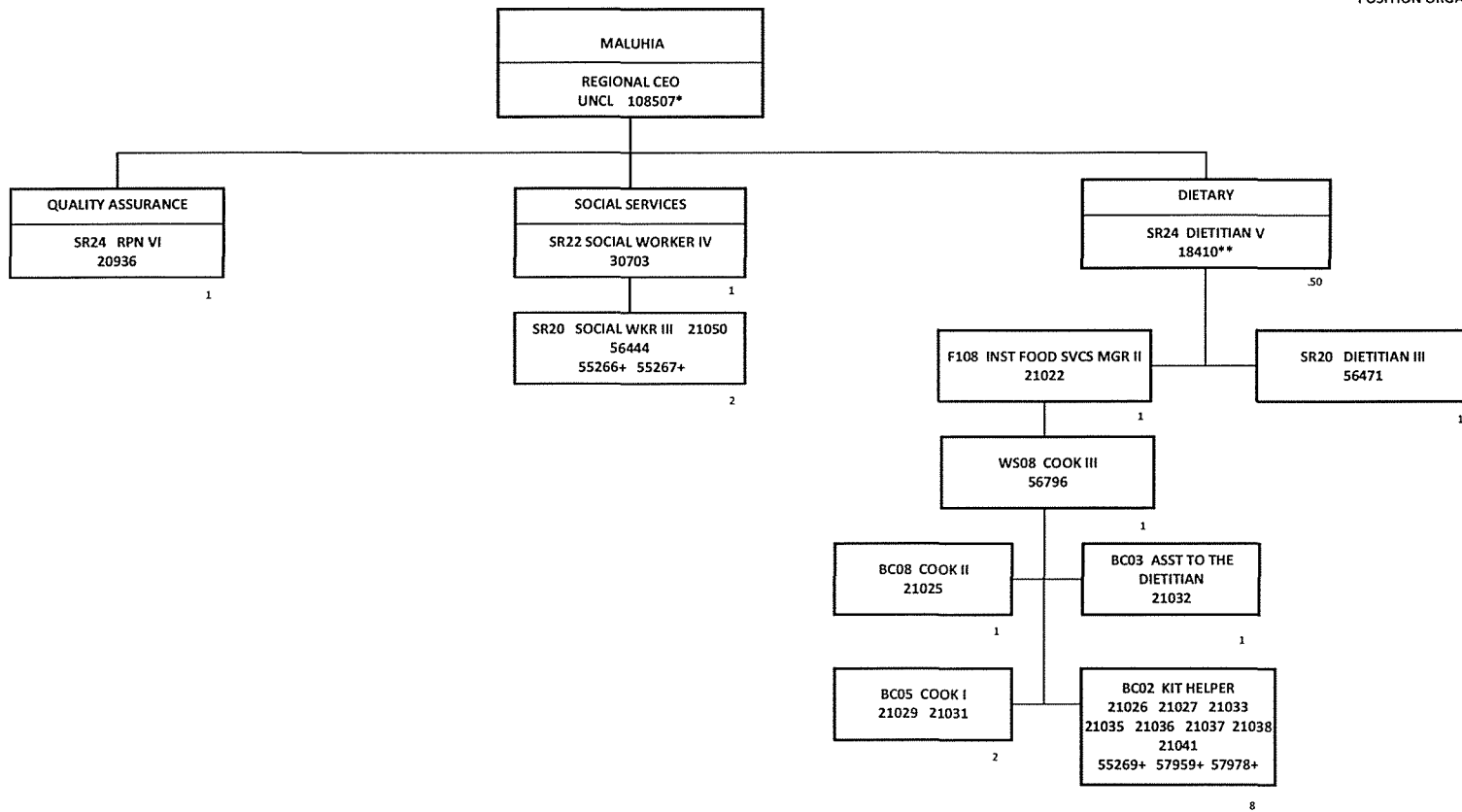


*NOT INCLUDED IN POSITION COUNT ON THIS CHART
+TEMPORARY POSITION, NOT INCLUDED IN POSITION COUNT
**** 30% FTE

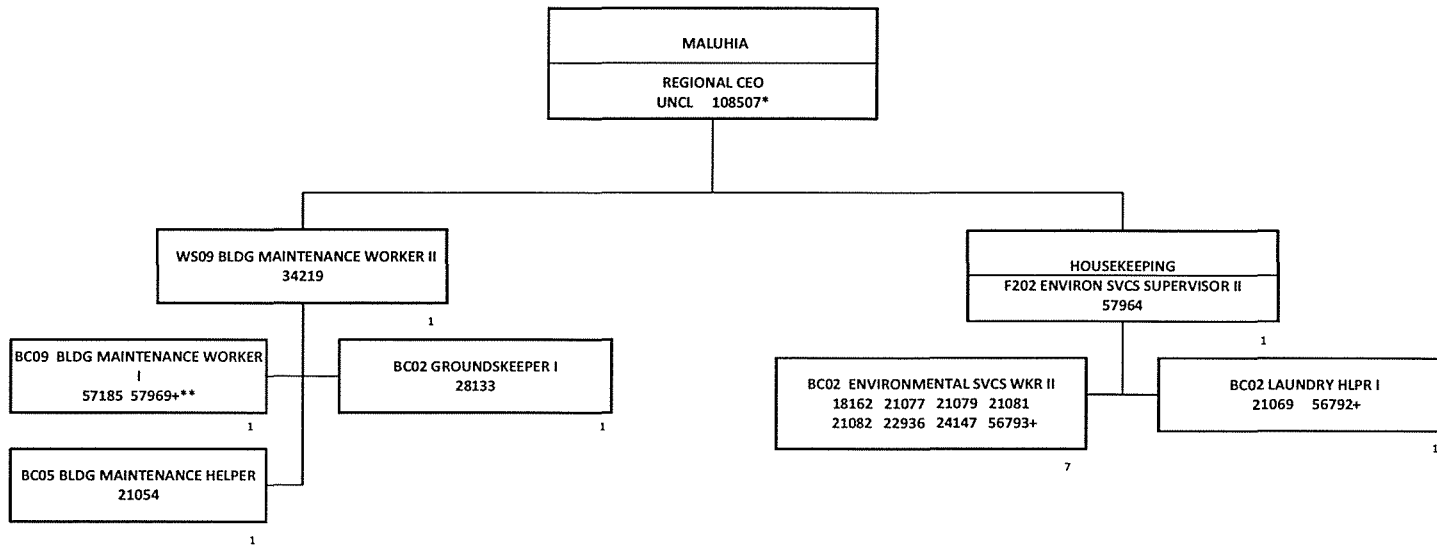


*NOT INCLUDED IN POSITION COUNT ON THIS CHART
+TEMPORARY POSITION, NOT INCLUDED IN POSITION COUNT
***48% FTE

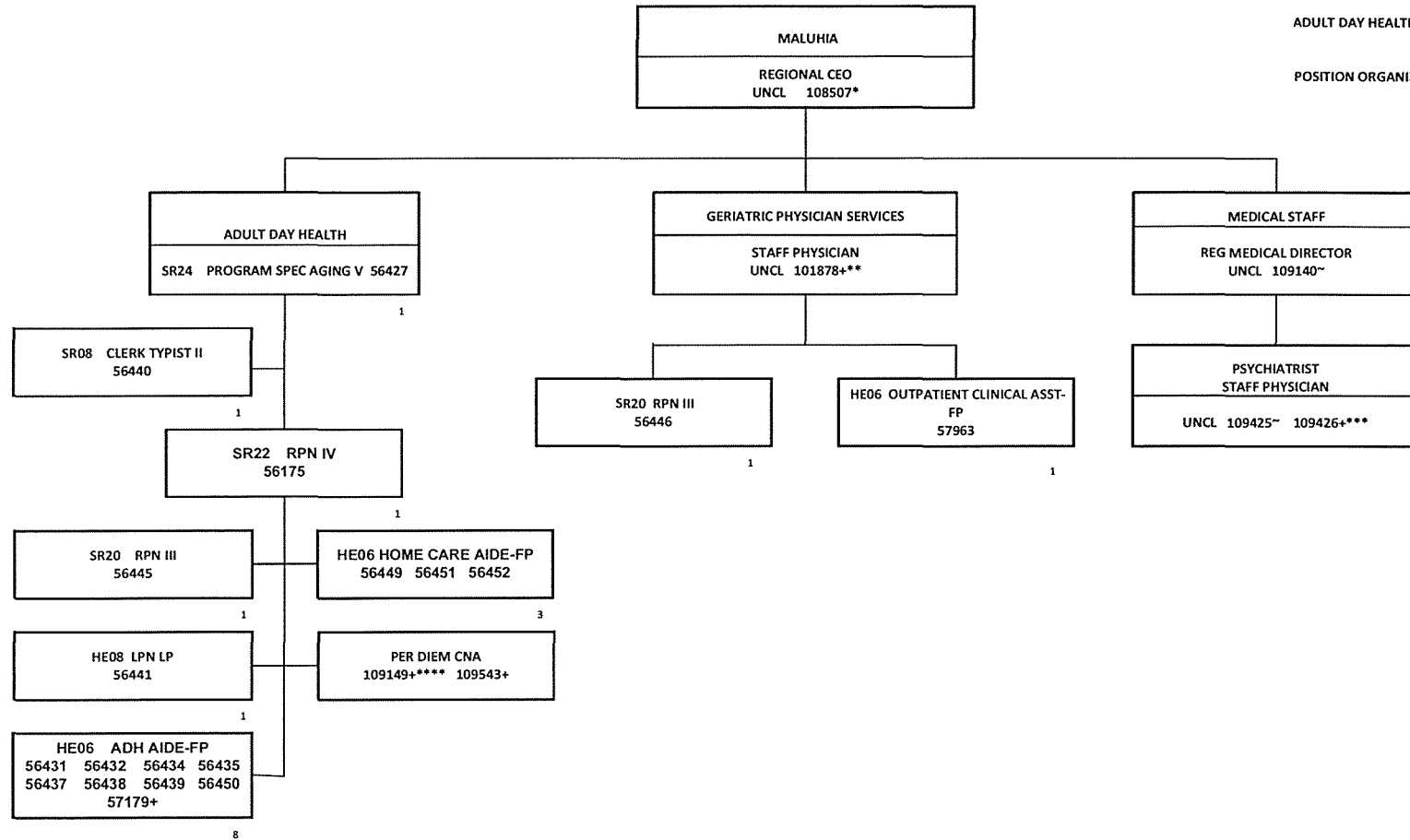
TOTAL FTE COUNT ON THIS CHART: 19



*NOT INCLUDED IN POSITION COUNT ON THIS CHART
+TEMPORARY POSITION, NOT INCLUDED IN POSITION COUNT
**50% FTE

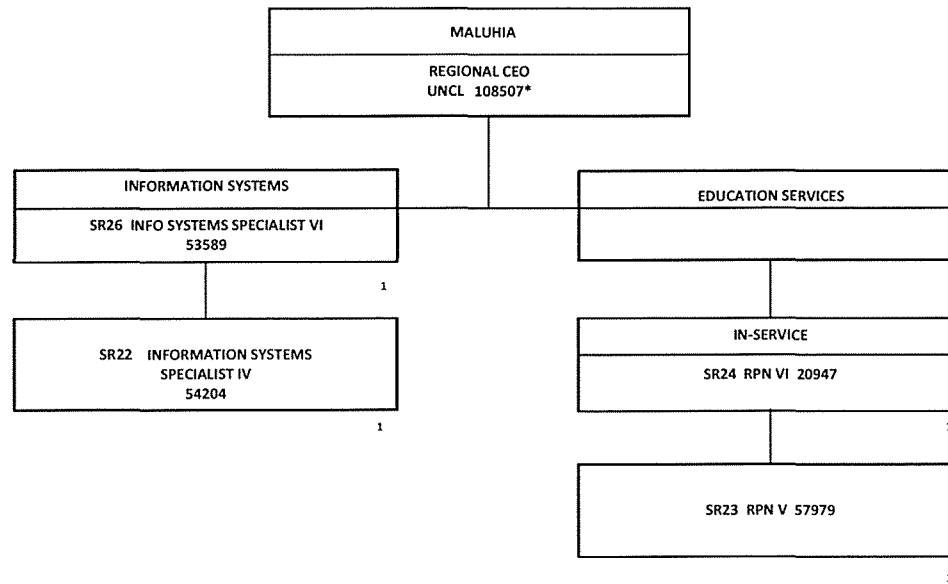


*NOT INCLUDED IN POSITION COUNT ON THIS CHART
+TEMPORARY POSITION, NOT INCLUDED ON POSITION COUNT
**50% FTE

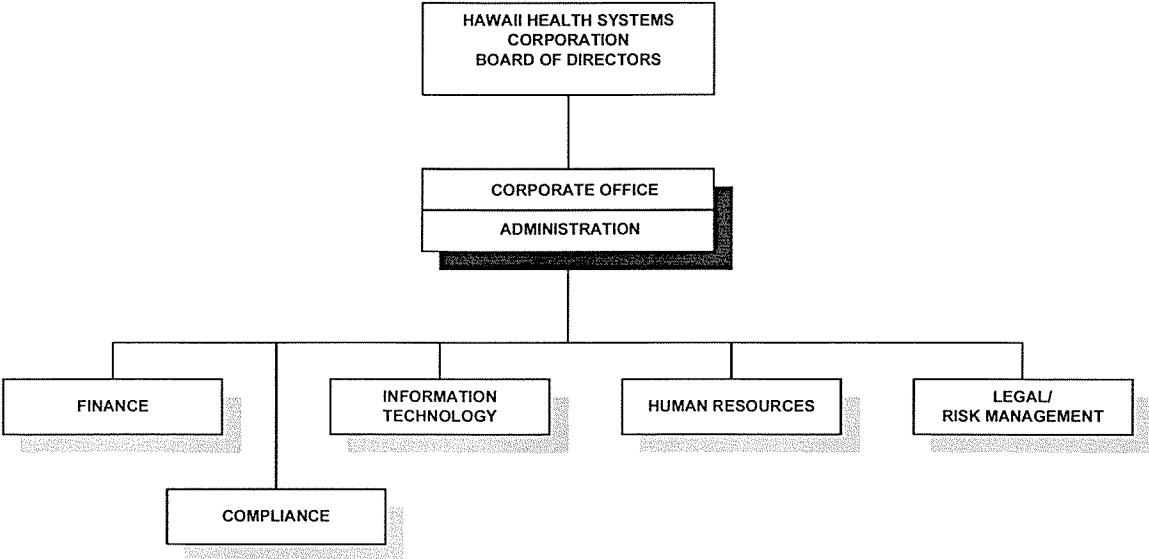


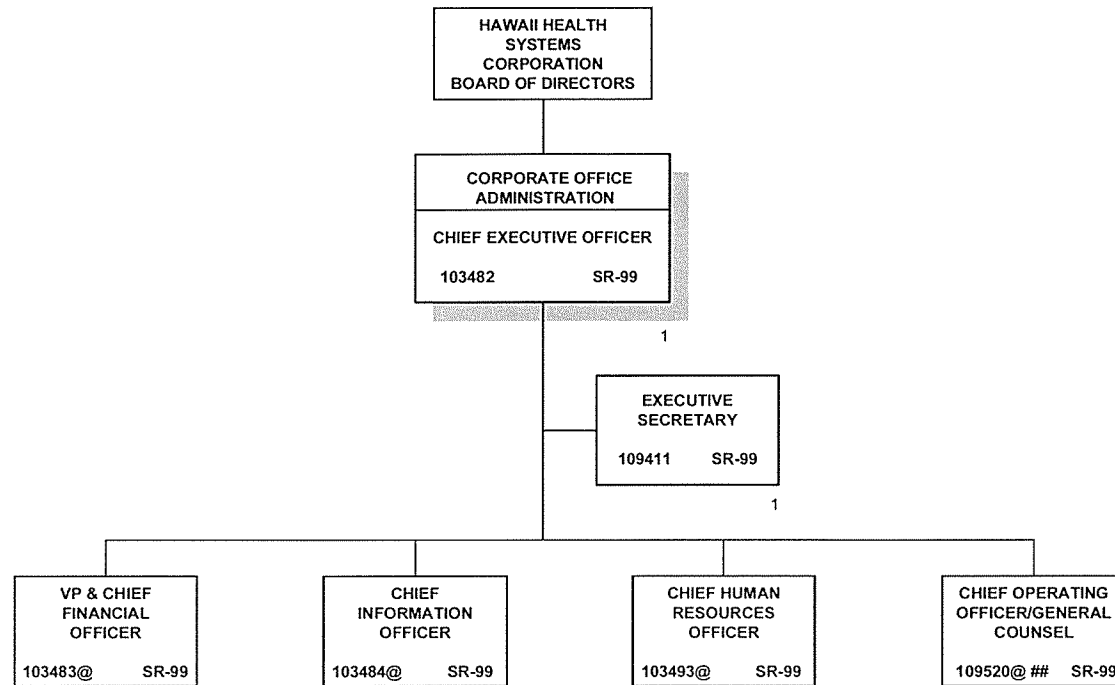
*NOT INCLUDED IN POSITION COUNT ON THIS CHART
** 50% FTE
*** 48% FTE
**** 30% FTE
+TEMPORARY POSITION, NOT INCLUDED IN POSITION COUNT
~POSITION LOCATED AT LEAHI

TOTAL FTE COUNT ON THIS CHART: 18



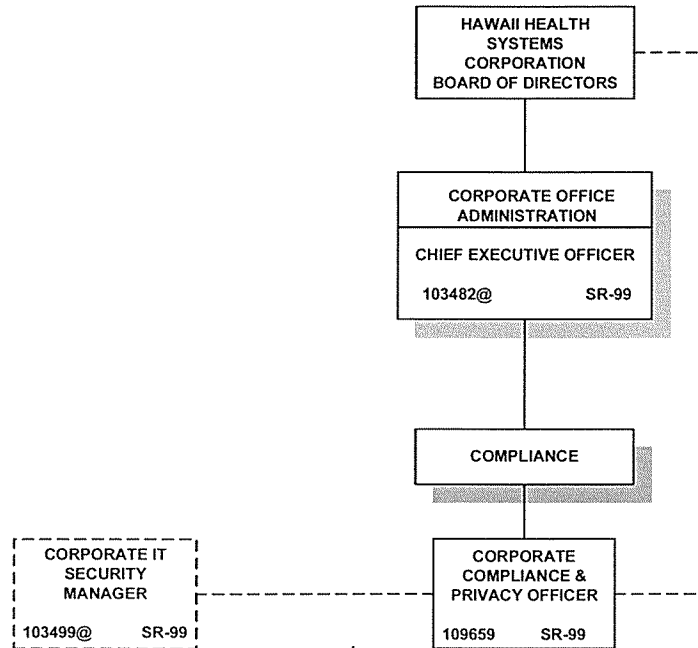
*NOT INCLUDED IN POSITION COUNT ON THIS CHART





TOTAL FTE: 2 (2 PERMANENT)
 @NOT INCLUDED ON THIS ORG CHART
 ## COO ALSO SERVES AS GENERAL COUNSEL

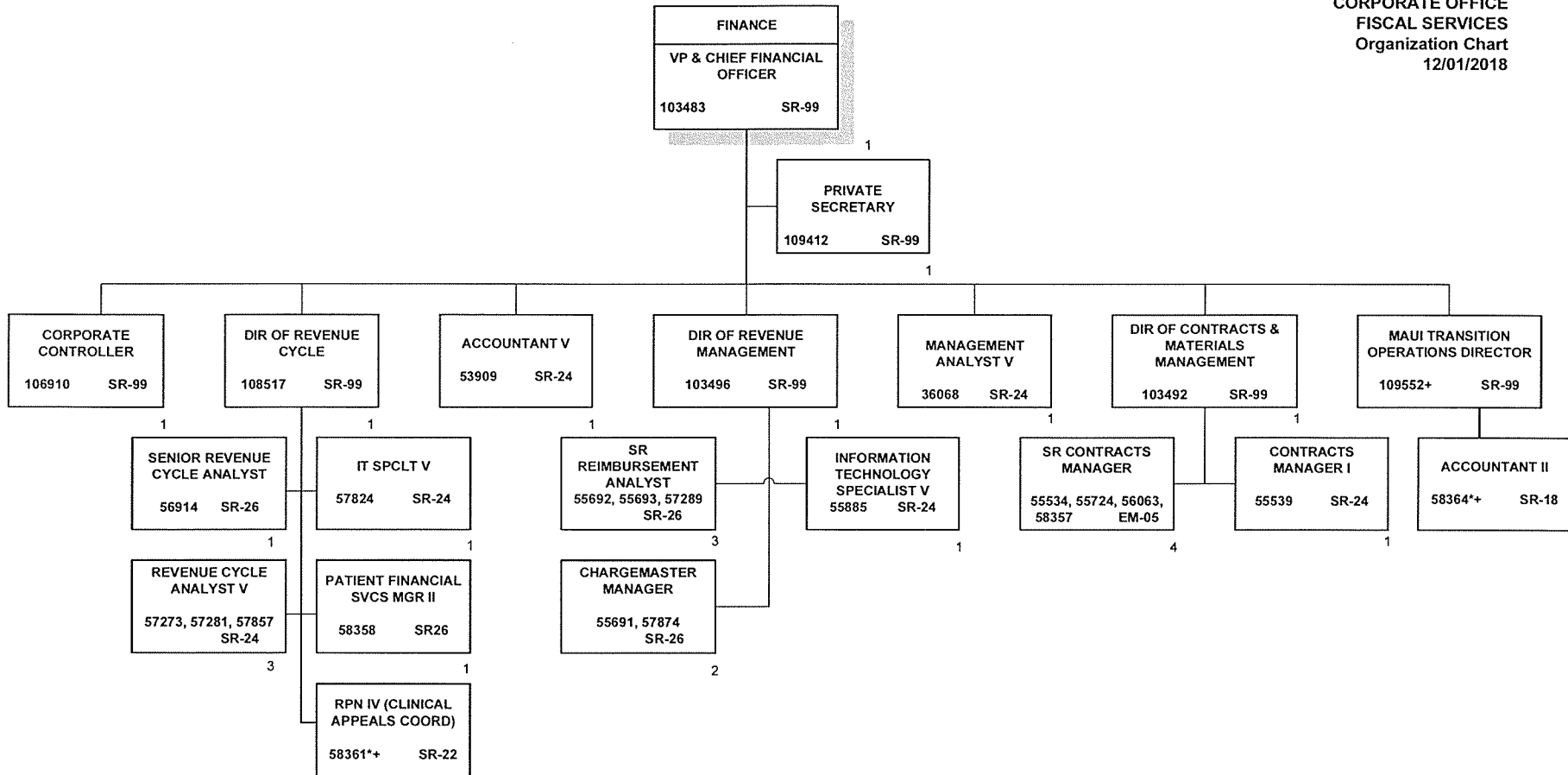
HAWAII HEALTH SYSTEMS CORPORATION
CORPORATE OFFICE
Compliance
Organization Chart
12/01/2018



1

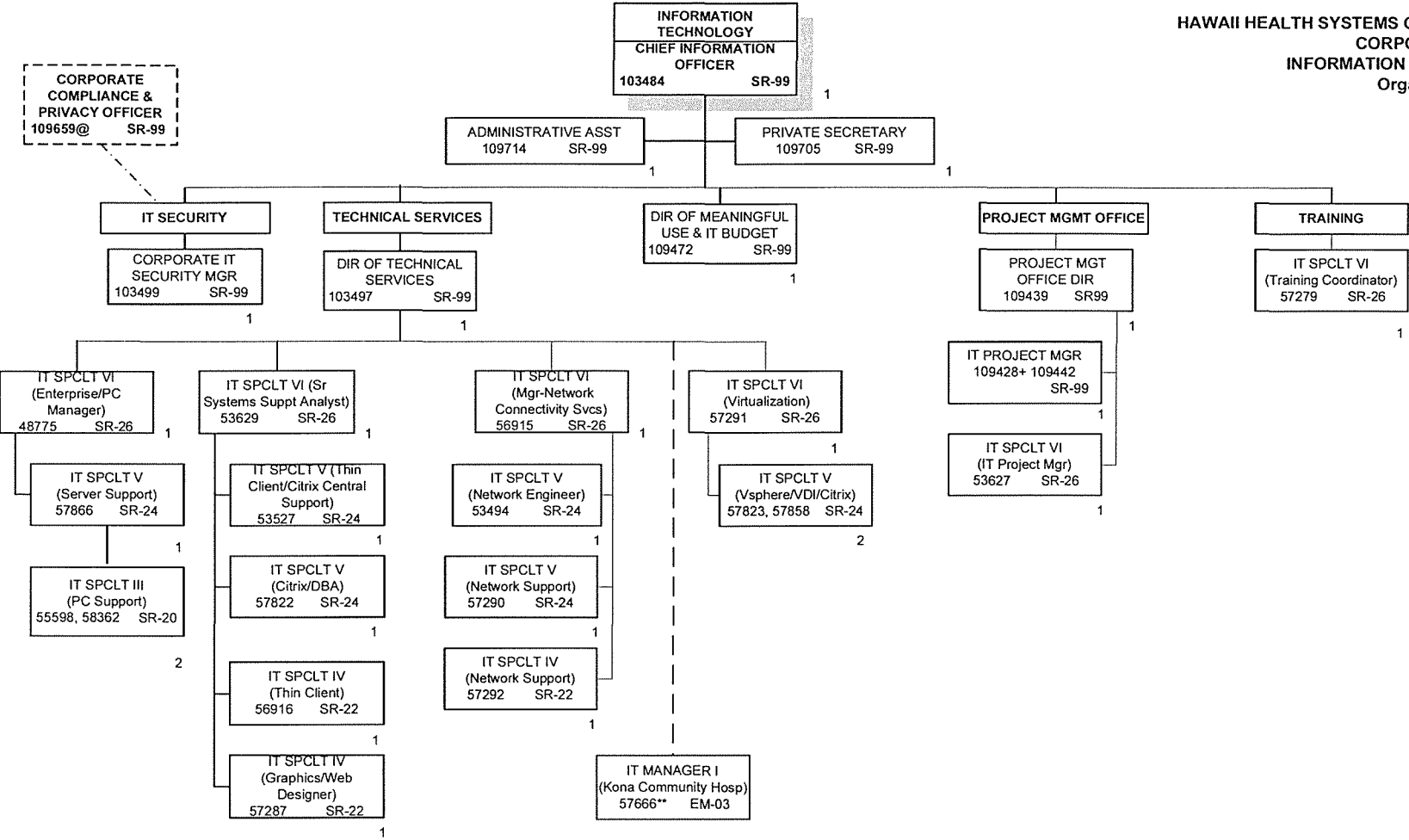
TOTAL FTE: 1 (1 PERMANENT)
@NOT INCLUDED ON THIS ORG CHART

HAWAII HEALTH SYSTEMS CORPORATION
 CORPORATE OFFICE
 FISCAL SERVICES
 Organization Chart
 12/01/2018

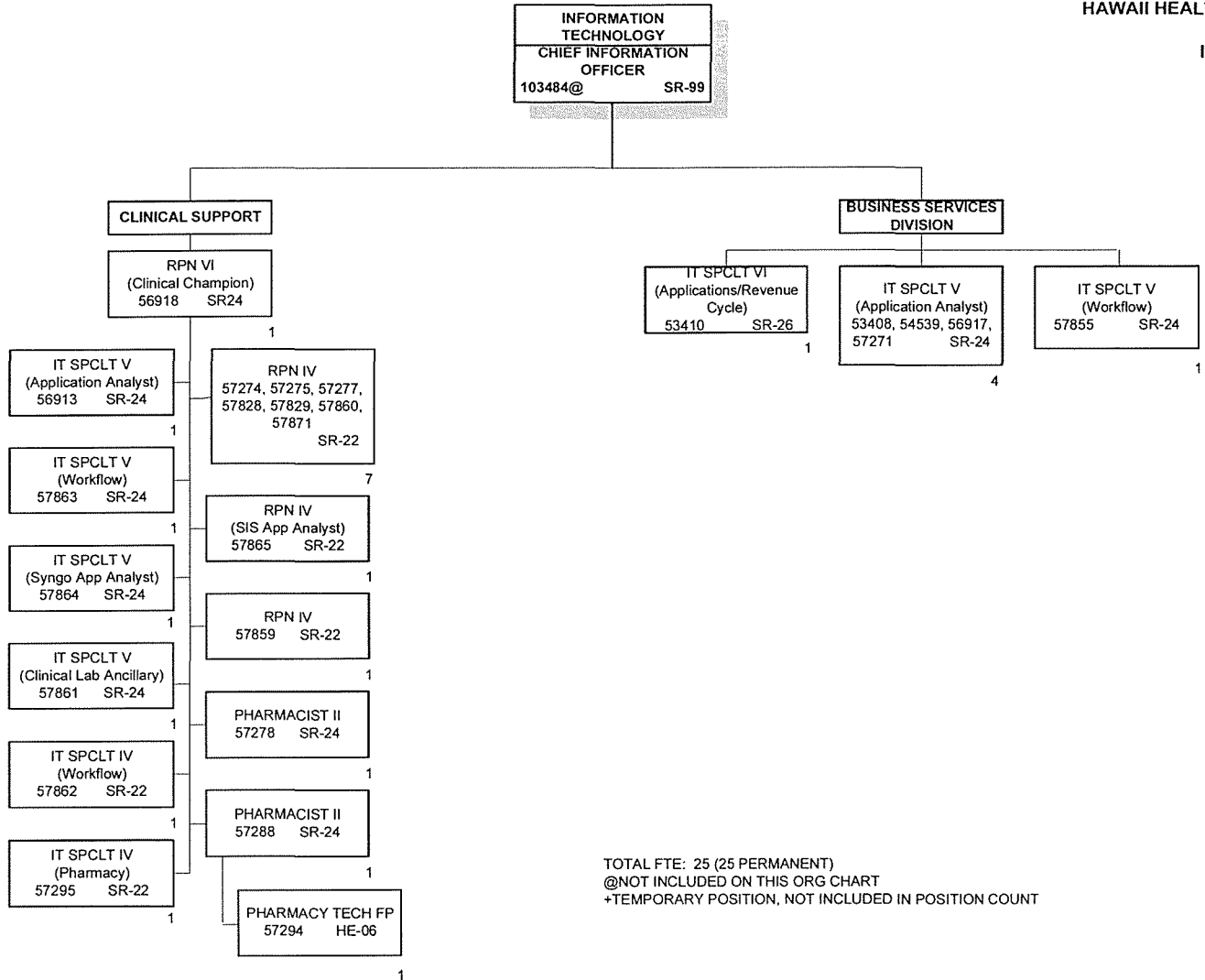


TOTAL FTE: 26.8 (25 PERMANENT, 1.8 TEMPORARY)
 @NOT INCLUDED ON THIS ORG CHART
 * 40% FTE
 + TEMPORARY POSITION, NOT INCLUDED IN POSITION COUNT

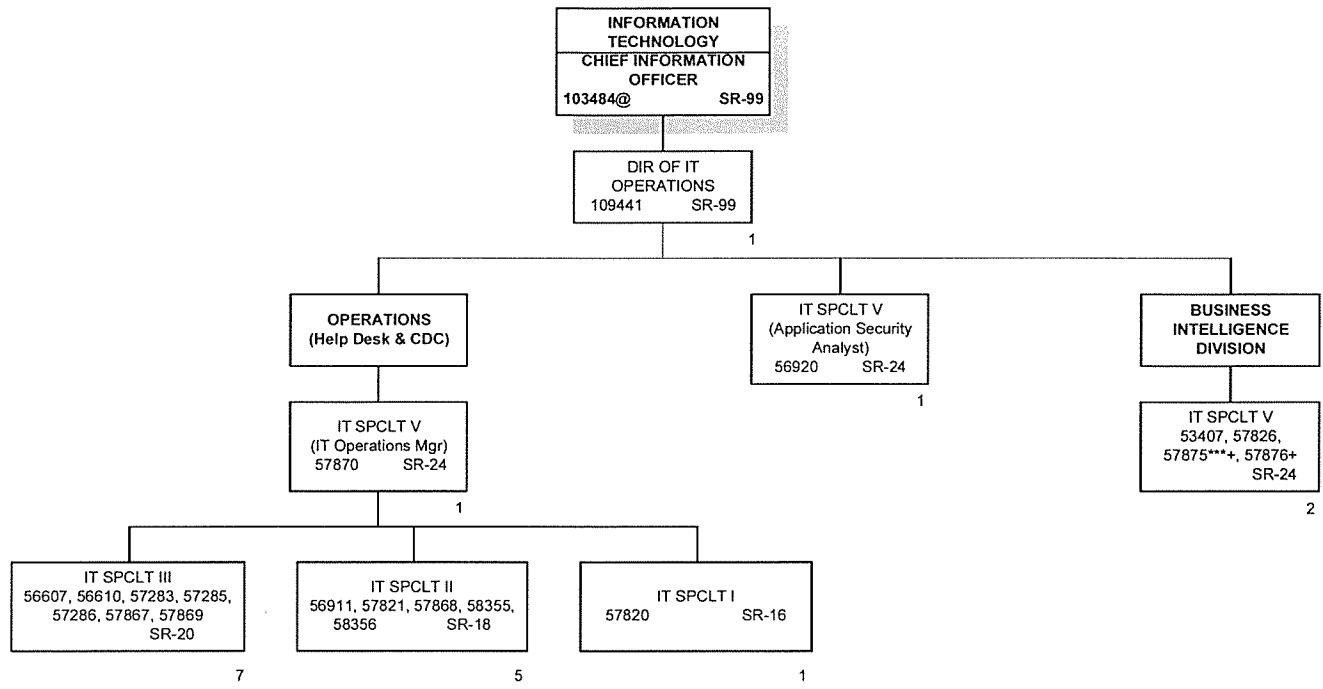
HAWAII HEALTH SYSTEMS CORPORATION
 CORPORATE OFFICE
 INFORMATION TECHNOLOGY
 Organization Chart
 12/01/2018



TOTAL FTE: 27 (26 PERMANENT, 1 TEMPORARY)
 @NOT INCLUDED ON THIS ORG CHART
 +TEMPORARY POSITION, NOT INCLUDED IN POSITION COUNT
 ** KONA COMMUNITY HOSPITAL POSITION

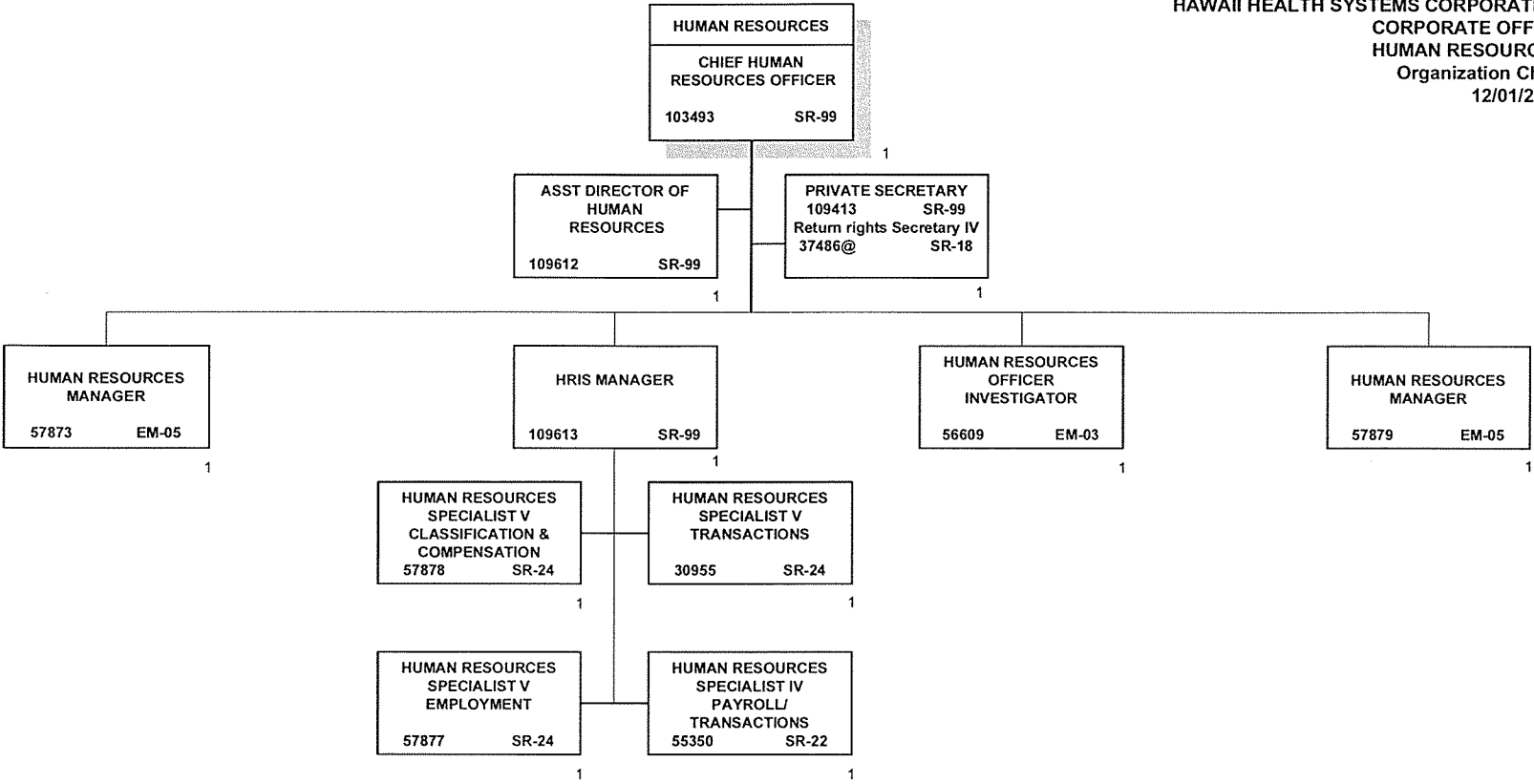


TOTAL FTE: 25 (25 PERMANENT)
 @NOT INCLUDED ON THIS ORG CHART
 +TEMPORARY POSITION, NOT INCLUDED IN POSITION COUNT



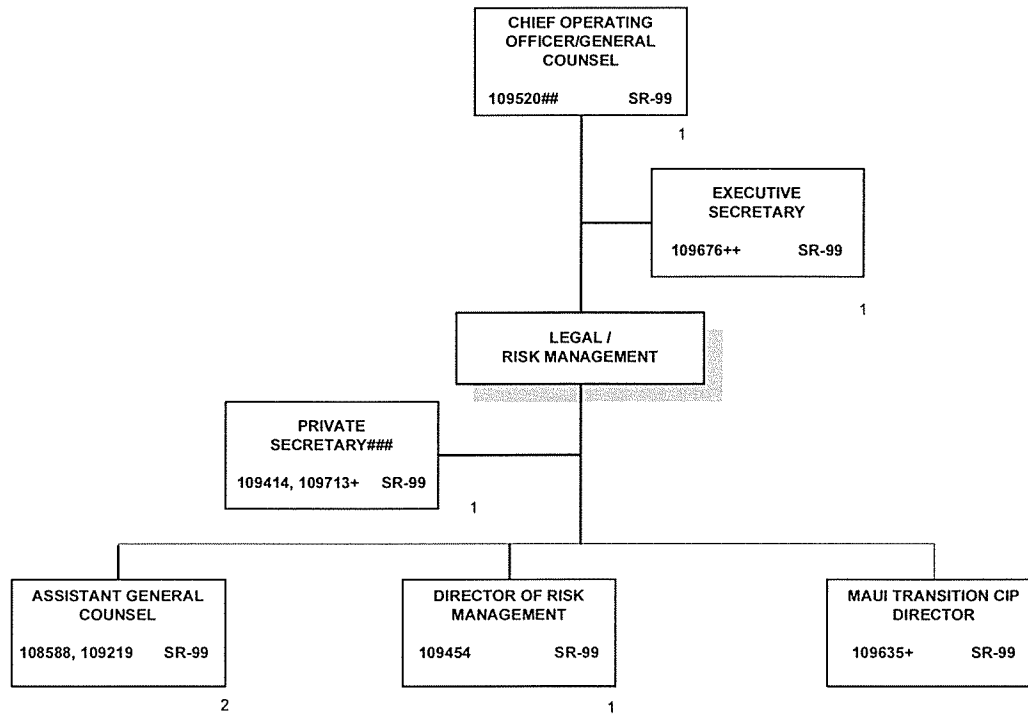
TOTAL FTE: 19.25 (18 PERMANENT, 1.25 TEMPORARY)
 @NOT INCLUDED ON THIS ORG CHART
 **25% FTE
 +TEMPORARY POSITION, NOT INCLUDED IN POSITION COUNT

HAWAII HEALTH SYSTEMS CORPORATION
 CORPORATE OFFICE
 HUMAN RESOURCES
 Organization Chart
 12/01/2018



TOTAL FTE: 11 (PERM)
 @NOT INCLUDED ON THIS ORG CHART

HAWAII HEALTH SYSTEMS CORPORATION
 CORPORATE OFFICE
 LEGAL/RISK MANAGEMENT
 Organization Chart
 12/01/2018



TOTAL FTE: 8 (6 PERMANENT, 2 TEMPORARY)
 @NOT INCLUDED ON THIS ORG CHART
 ## COO ALSO SERVES AS GENERAL COUNSEL
 ++ SUPPORT COO
 ### SUPPORT LEGAL/RISK
 + TEMPORARY POSITION, NOT INCLUDED IN POSITION COUNT