

DAVID Y. IGE  
GOVERNOR



STATE OF HAWAII  
**DEPARTMENT OF PUBLIC SAFETY**  
919 Ala Moana Boulevard, 4th Floor  
Honolulu, Hawaii 96814

**DEPT. COMM. NO. 89**

**MAX N. OTANI**  
DIRECTOR

**Maria C. Cook**  
Deputy Director  
Administration

**Tommy Johnson**  
Deputy Director  
Corrections

**Jordan Lowe**  
Deputy Director  
Law Enforcement

No. \_\_\_\_\_

November 30, 2021

The Honorable Ronald D. Kouchi,  
President and Members of the Senate  
Thirty-first State Legislature  
State Capitol, Room 409  
Honolulu, Hawaii 96813

The Honorable Scott K. Saiki, Speaker  
and Members of the House of the  
House of Representatives  
Thirty-first State Legislature  
State Capitol, Room 431  
Honolulu, HI 96813

Dear President Kouchi, Speaker Saiki, and Members of the Legislature:

For your information and consideration, I am transmitting a copy of the **Annual Report of the State of Hawaii Department of Public Safety, which encompasses the Report of Performance Indicators**, as required by Act 212, Session Laws of Hawaii 2018, §353H, Hawaii Revised Statutes. In accordance with Section 93-16, Hawaii Revised Statutes, I am also informing you that the report may be viewed electronically at: [http://dps.hawaii.gov/wp-content/uploads/2021/12/PSD Annual Report-Performance Indicators.pdf](http://dps.hawaii.gov/wp-content/uploads/2021/12/PSD%20Annual%20Report-Performance%20Indicators.pdf).


Sincerely,

A handwritten signature in black ink, appearing to read "Max N. Otani", is written over a horizontal line.

Max N. Otani  
Director

Enclosure

**State of Hawaii**  
**Department of Public Safety**



**Annual Report**  
**FY 2021**





# Mission Statement

---

## DEPARTMENT OF PUBLIC SAFETY



**The mission of the Department of Public Safety is to uphold justice and public safety by providing correctional and law enforcement services to Hawaii's communities with professionalism, integrity and fairness.**



# Table of Contents

Director's Message .....	5
Organizational Structure .....	6
<b>Office of the Director .....</b>	<b>7</b>
Civil Rights Compliance Office .....	8
Inspections and Investigations Office .....	9
Internal Affairs Office .....	11
Litigation Coordinator Office .....	12
Executive Assistance Office .....	13
<b>Corrections Division .....</b>	<b>14</b>
HRS 353H Performance Indicator Reporting .....	15
Intake Service Centers Division .....	24
Hawaii Intake Service Center .....	26
Kauai Intake Service Center .....	28
Maui Intake Service Center .....	30
Oahu Intake Service Center .....	31
Reentry Coordination Office .....	33
Institutions Division .....	35
Jails .....	
Hawaii Community Correctional Center .....	36
Kauai Community Correctional Center .....	39
Maui Community Correctional Center .....	43
Oahu Community Correctional Center .....	48
Prisons .....	
Halawa Correctional Facility .....	51
Waiawa Correctional Facility .....	56
Kulani Correctional Facility .....	58
Women's Community Correctional Center .....	63
Mainland and FDC Branch .....	69
Inmate Population Report .....	72
Corrections Program Services Division .....	73
Education Program Services .....	74
Food Services .....	80
Library Services .....	83
Substance Abuse Treatment Services .....	87
Sex Offender Treatment Services .....	92
Volunteer Services .....	93
Health Care Division .....	95
Correctional Industries Division .....	101
<b>Law Enforcement Division .....</b>	<b>102</b>
Sheriff Division .....	103
Narcotics Enforcement Division .....	120
<b>Administration Division .....</b>	<b>128</b>
Administrative Services Office .....	129
Fiscal Office .....	135
Personnel Management Office .....	137
Training and Staff Development Office .....	143
Attachment A .....	145
Attachment B & C .....	147
Attachment D .....	148



# Table of Contents

Attachment E .....	152
Attachment F .....	159
Attachment G.....	165
Attachment H.....	183
Acknowledgement .....	202



## Director's Message



**Max N. Otani**  
Director,  
Public Safety Department

To the Governor, Legislators and citizens of the State of Hawaii:

Together with the Public Safety Department staff, I am proud and honored to present to you the Fiscal Year 2021 Annual Report for the Department of Public Safety (PSD). This year has been a challenging one for all with COVID-19 and the economic and financial impact it has had on our state.

During the past year, the Department of Public Safety has continued its mission to uphold justice and public safety by providing correctional and law enforcement services to Hawaii's communities with professionalism, integrity and fairness. We remain focused on improvements within the Department that would enhance our service delivery. Planning for the redevelopment of the new Oahu Community Correctional Center and Maui Community Correctional Center remains a top priority as these projects are needed to address overcrowding issues and provide better living and working conditions for inmates and staff, respectively. Along with the Department of Accounting and General Services, the Department initiated the planning to relocate the Sheriff Division's receiving unit to the Kalanimoku Building. The completion of this project will enhance the Department's ability to achieve certification from the Commission on Accreditation for Law Enforcement Agencies (CALEA). The Department has made the recruiting, hiring and training of new staff a priority and we will continue to make every attempt to fill all vacant positions.

In closing, I would like to say, like any living creature, the Department was required to adapt to changes that came with the pandemic and our successes must be credited to the employees. Even in a time of crisis, our employees continue to show up for work to perform their duties and display the dedication and commitment of true professionals.

You can read about more of our new initiatives and achievements throughout this report. As someone who has worked in many facets of public safety, I can say I'm proud and inspired by the way the employees of our Department have risen to the challenges, with flexibility, resilience, courage, and a caring heart.

We thank the people of Hawaii for their continued support of the Department.

Mahalo Nui Loa!

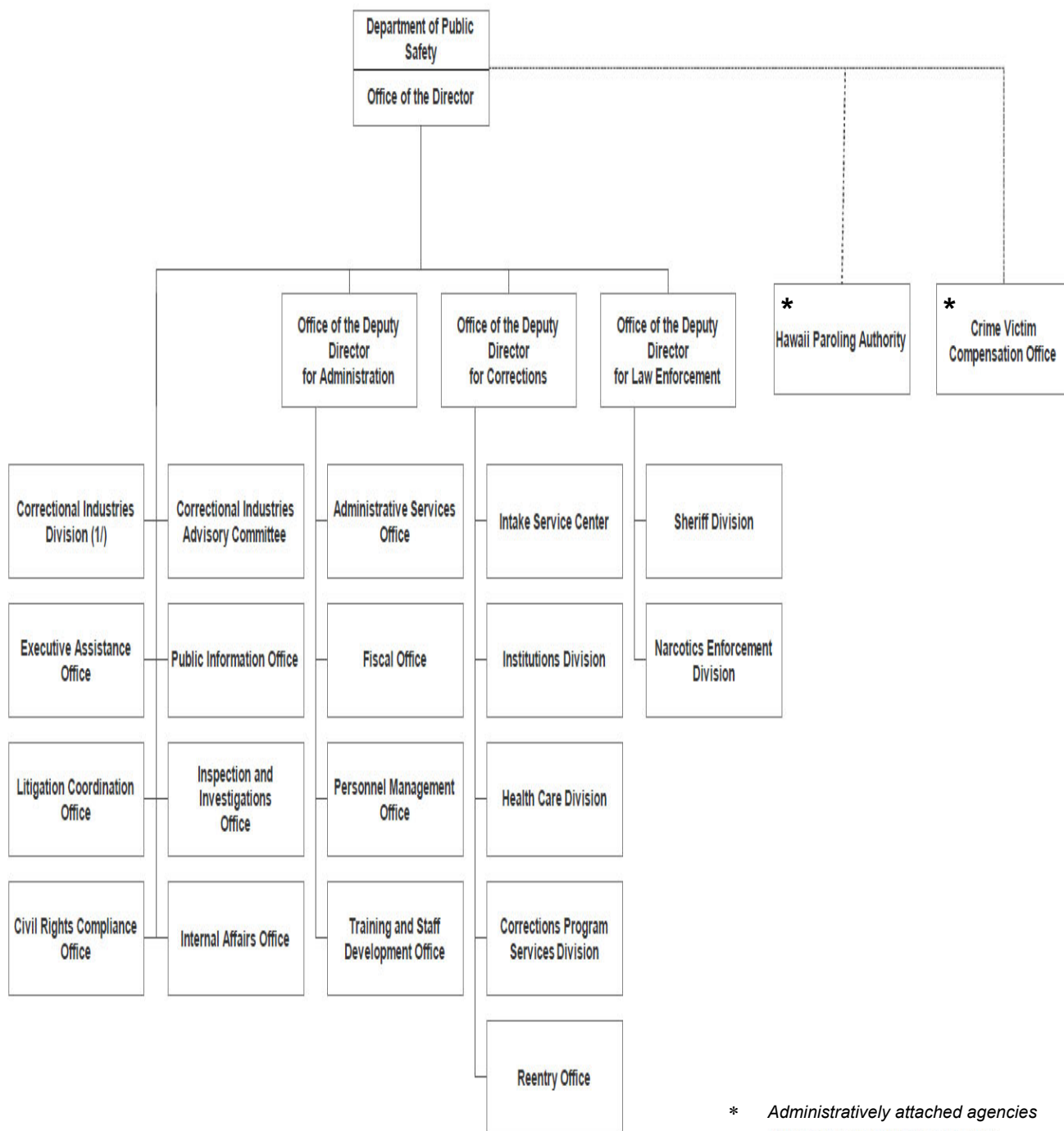
Max N. Otani

Director

Department of Public Safety



# Organizational Structure



\* Administratively attached agencies

1/ Hawaii Correctional Industries relocated to the Office of the Director from Deputy Director for Corrections. Delegated authority effective on 10.22.2019.


2/ Act 179 created the Correctional Oversight Commission, consolidating both the Corrections Population Management Commission (CPMC), and the Reentry Commission effective 7.2.2019.



# Office of the Director

---

Several employees and staff offices, which have an administrative function, fall under the direct supervision of the director. These include the Civil Rights Compliance Office, the Internal Affairs Office, Inspections and Investigations Office, Executive Assistance Office and the Litigation Coordination Office.



Under the Director of Public Safety, the Civil Rights Compliance Office (CRCO) is the focal point for equal employment compliance activities and functions conducted

through divisional programs and staff offices statewide. The CRCO is responsible for administering and ensuring compliance of the following legislative acts and regulations: Hawaii Revised Statutes Chapter 378, Americans with Disabilities Act, Title VI external contract compliance, Title VII Civil Rights Act, Limited English Proficiency Act, and Equal Employment Opportunity Compliance, and other applicable state and federal regulations, directives, and executive orders.

Additionally, the CRCO conducts Compliance review and submitting written analyses to the U.S. Department of Justice, the U.S. Department of Labor, and other appropriate agencies as necessary.

The list below identifies the categories and the number of complaints and/or requests for accommodation received by CRCO in 2021 Fiscal Year for each category. In parentheses are noted how many pending and closed in each category:

- Age - 0
- Arrest & Court Record – 1 (Pending)
- Breastfeeding- 0
- Child Support - 0
- Citizenship Status - 0
- Color/Race - 0
- Credit History/Report - 0
- Disability – 2 (2 Pending)
- Gender Identity/Expression– 1 (Closed)
- Genetic/Medical Information – 1 (Closed)
- Marital Status – 0
- National Guard Service - 0
- National Origin/Ancestry– 1 (Closed)
- Pregnancy - 0
- Religion - 0
- Sex – 1 (PENDING)
- Sexual Harassment – 2 (2 Pending)
- Sexual Orientation – 1 (Closed)
- Uniformed Service - 0
- Victim of Domestic/Sexual Violence - 0

Due to Governor David Ige's Emergency Proclamation on COVID-19, CRCO was assigned to undertake the task of employees requesting exemptions to testing, i.e., either for medical reasons and/or religious beliefs.

- COVID-19 Testing Exemption– 62 (10 Pending)

CRCO is also tasked with tracking ADA compliance as to inmates – this per a settlement agreement with the U.S. Department of Justice (DOJ). For reference purposes, is referred to as "Corrections ADA." A CRCO staffer is assigned to Corrections ADA, to work with designated correctional facility staff on ADA compliance. CRCO is responsible in providing status reports to the DOJ.

- Inmate ADA Requests – 12 (12 Closed)

The Inspections and Investigations Office (IIO) was established as the self-monitoring component of the Director's command and control system. Through its subordinate staff offices IIO endeavors to ensure all PSD programs operate efficiently in a safe, humane, and lawful manner at all times.

## **AUDIT AND COMPLIANCE OFFICE**

As a result of a class action law suit filed by the American Civil Liberties Union in 1984 on behalf of inmates challenging the conditions of confinement at two of Hawaii's correctional centers, the IIO Audit and Compliance Office was established to monitor the department's operations to ensure compliance with the terms of a settlement agreement in 1993. IIO maintained this function exclusively until the Federal Court dismissed the case in September of 1999. Today, the realities of an overcrowded corrections system and the need to address a growing Homeland Security presence in state law enforcement operations presents an even greater need for an effective internal monitoring system. Working closely with the State Sheriff, corrections administrators, PSD staff officers, wardens, and branch administrators, the IIO coordinates and executes regular internal audits and inspections that help ensure all PSD programs operate correctly and efficiently.

## **INMATE GRIEVANCE AND APPEALS OFFICE**

The IIO Inmate Grievance and Appeals Office currently oversees the inmate grievance and appeals process within the Corrections Division. The process is modeled on standards detailed in the Department of Justice Code of Federal Regulations, Part 40, as promulgated by legislation contained in the 1980 Civil Rights of Institutionalized Persons Act, 42 U.S.C., Section 1997.

The three-step process is recognized by Federal and State Courts as a credible administrative remedy process that should be exhausted prior to any litigation. The process affords all inmates the opportunity to voice substantive concerns all the way up to the department's division administration level, if necessary. By affording all inmates access to a credible administrative remedy process, the department achieves a number of critical objectives: reduced inmate frustration; improved institutional management and control; reduced litigation; and improved communication between staff and inmates. Above all, a credible grievance process ensures a safe environment for inmates; conditions of confinement free from predatory or abusive behaviors and/or treatment.

## **SECURITY PLANNING OFFICE**

The Department Security Program is a comprehensive multi-faceted approach to security planning and coordination that seeks to maximize gains in efficiency and effectiveness by bridging resources (personnel and equipment) across both Corrections and Law Enforcement Divisions. Properly executed, the program ensures consistency in practice; high levels of awareness (security-minded workforce); greater efficiency; and



accountability. The focal points of this program are: professionally trained personnel; complete and properly maintained policies and procedures; modern technologies and best practices; and security-minded building/facility design and aesthetics. The IIO provides the impetus for security related policy development, conducts routine audits and inspections, special studies, coordinates department-wide initiatives, and participates in training.

## **EMPLOYEE PRE-DISCIPLINARY HEARINGS OFFICE**

Progressive Discipline, in concept and practice, is an administrative process important in maintaining a healthy and productive workforce. Predicated on the premise that all employees are hard working, conscientious, and loyal, discipline is a management tool used to guide and restore employees to good standing. Within this process, the IIO Employee Pre-Disciplinary Hearings Staff ensures PSD employees are treated fairly in a manner that is consistent, logical, and just. The basis for all employee disciplinary actions is the principal of "just and proper cause," a universally accepted standard by which the appropriateness of all disciplinary actions are judged. The IIO is designated as the sole hearing authority over any employee disciplinary case generated by the department.

## **PSD OFFICE OF EMERGENCY MANAGEMENT**

The Department Inspections and Investigations Office Administrator serves as the Department's Emergency Management Officer (EMO) during severe emergencies, critical incidents, and disasters. Tasked as the single-point-of-contact for all emergency contacts with the Hawaii Emergency Management Agency (HI-EMA), it is the EMO's responsibility to ensure the Department remains properly engaged in the State's emergency response system at all times. This responsibility includes maintaining effective command and control over the Department in accordance with the Department's Emergency Plan for Natural and Manmade Disasters.



The Internal Affairs Office (IAO), under the general supervision of the IAO Chief Investigator, conducts administrative, civil, and criminal investigations of the employees of the Department of Public Safety (PSD) and the unlawful use and disposition of departmental resources. The IAO presently consists of six (6) full time investigators with all the powers of police officers in the conduct of departmental investigations throughout the state, including all correctional facilities, and departmental employees. IAO support staff includes one (1) full time secretary.

Investigators have direct participation throughout complex investigations, including crime prevention, field work, undercover activities, gathering and custodial care of evidence, case preparation, service of warrants and subpoenas, making arrests and other phases of public assistance in accordance with policies and procedures, State and federal laws, and departmental standards established by the Director of Public Safety.

The IAO is a multi-faceted investigative unit, where Investigators work closely with many outside agencies, including all County, State and Federal Law Enforcement, Police Departments, Attorney General Special Agents, and various Correctional Facilities, enhancing the IAO's ability to attack the various complex problems within the purview of PSD. The conclusion to these investigations normally requires the investigator to participate in the indictment and prosecution phases by testifying in criminal trials, and administrative or civil hearings.

The unique composition of PSD in having armed personnel in both the Law Enforcement and Corrections Divisions, requires specialized investigative response to critical incidents in the Department. It is specifically noteworthy to mention that IAO responds to and investigates shooting and/or death cases involving departmental personnel or facilities, including officer involved shootings (OIS), in-custody deaths, murder, suicide, medically related, and other suspicious or unattended deaths.

Continuing the trend from previous years, the IAO Investigations Staff has been involved in proactive, coordinated, joint investigations with other agencies, addressing serious violations including the smuggling of contraband and/or sale of drugs, bribery, extortion, physical assault, money laundering, criminal enterprise, and criminal gang activity.

Additional investigations included: employee misconduct, unprofessional conduct, fraud, theft, sexual assault, falsification of records, terroristic threatening, inmate escapes, workplace violence, hostile work environment, civil rights violations, white-collar crimes, weapons violations and discharges, purchasing violations, motor vehicle collisions, late release of inmates, lewdness, administrative complaints, improper practices, calls for assistance, and misuse of government property.

IAO also incorporates truth verification in its investigations, by utilizing the Computer Voice Stress Analysis (CVSA) testing instrument to further enhance investigative methods and techniques in determining the focus or direction of the investigation. Additionally, the CVSA is utilized in the pre-employment testing process of applicants for Deputy Sheriffs and Adult Correctional Officers within PSD.

# Litigation Coordination Office

The Litigation Coordination Office (LCO) was created through restructuring at the end of FY 2013. The LCO incorporates regulatory requirements such as Sex Offender Registration, DNA Collection, Uniform Information Practices Act (UIPA), managing the Department of Public Safety's Civil Litigation, administrative remedies under the Tort Claim process, Departmental Policy Development, and the implementation of the Prison Rape Elimination Act (PREA).



LCO works with the Department of the Attorney General on all tort and civil rights litigation, whereby the Department of Public Safety (PSD) or an agent of PSD is named as a party in the litigation. In FY 2020-2021, PSD received 33 new lawsuits inclusive of appeals for the denied of tort claims, the Medical Inquiry and Conciliation Panel and litigation tendered to the Corrections Corporation of America.

LCO is the department's liaison for all requests for information based on the Hawaii Revised Statutes, Chapter 92F, Uniform Information Practices Act. In FY 2020-2021, there were 48 requests based on the UIPA and about 200+ informal requests that were processed. LCO is the department's liaison for the tracking and management of administrative tort claims filed with the Risk Management Office (RMO) of the Department of Accounting and General Services. In FY 2020-21, PSD received 59 new tort claims filed through RMO.

LCO provides technical assistance to PSD Correctional Facilities related to the sentence computation for calculating the pre-sentence credits of a convicted person remanded to the custody of the PSD. Sentence computation involves assessing court documents, an individual's history of arrest and detention, and other statutory requirements affecting sentence computation.



LCO is tasked with developing and updating PSD's policies and procedures. P&Ps are analyzed using legal based standards.

LCO has been designated as the lead office to ensure compliance by the Corrections Division and Law Enforcement Division with the PREA National Standards, which were finalized in June 2012. LCO conducts internal audits to ensure that PSD's prisons, jails, and lockups are preventing, detecting, monitoring, and investigating allegation of sexual abuse and sexual harassment of offenders as dictated by PSD policy and the PREA National Standards. PSD has three certified DOJ PREA Auditors. PSD is a part of the Western State PREA Consortium (WSC), which provides circular auditing between various States, as a cost containment measure. Currently, the department is in the third year of the third PREA Audit cycle. PSD's eight (8) Correctional Facilities received full

compliance findings (in the full second cycle) based on DOJ PREA Audits conducted by the WSC. The WSC consists of: California, Colorado, Los Angeles County, Montana, Nevada, New Mexico, North Dakota, Oregon and Washington.



## Executive Assistance Office

The Executive Assistance Office assists the Director by performing various complex staff functions in order to facilitate the Director's oversight of departmental systems and operations; assists the Director in inter-division, inter-agency and other external relationships having consequences affecting all programs or broad aspects of departmental administration; primarily responsible for the internal and external coordination, oversight, and processing of legislative requirements.

The office advises the Director on the physical layout, reporting systems, filing systems, and other administrative aspects of the operations of the Office of the Director, ensuring that department-wide policies, priorities, and schedules are communicated and implemented through staff briefings, written memorandum, follow-up, completed staff work, or program action.

This office maintains an ongoing awareness of departmental operations, coordinates and oversees inter-division initiatives, coordinates and provides data, research, and analysis to assist the Director and the Governor's office in matters of corrections and law enforcement, and prepares reports of findings and recommendations for consideration by the Director; follows through on all submittals, liaison, and other requirements to coordinate departmental efforts to ensure successful completion of assigned projects.

The office also assists the Director by conducting task force meetings to initiate administrative problem solving; plans and organizes departmental efforts to address major issues or recurring problems throughout the department, assists the Director in conducting ongoing or special studies of departmental operations, including field visits on behalf of the Director and appropriate liaison with other agencies and jurisdictions in order to resolve major issues and ensure that all relevant aspects are addressed.

The office also assists with coordination, development, and drafting of action plans for the development and implementation of special studies, strategic plans, new programs, and projects in the department and with various external agencies, executes liaison activities, including special community task forces and community projects in coordination with government agencies, legislators, private organizations, and public communities on matters relating to public safety and conducts appropriate studies to identify gaps and problems within federal, state, and county laws, rules, plans and policies, and provide recommendations for action by department to take action, as appropriate, in resolving these problems and deficiencies.

This office also provides legislative coordination services with the Governor's Office and departmental liaison services at the Legislature; tracks legislation; and directs coordination and mechanism for development of the departmental legislative packages and assists departmental programs in grant development, locating resources, obtaining grant information, and in drafting grant applications.

# CORRECTIONS DIVISION



Tommy Johnson, Deputy  
Director of Corrections



The Corrections Division is comprised of six divisions and offices, which encompasses the vast majority of the department's personnel and budget.

Those divisions and offices include:

- Correctional Industries Division
- Corrections Program Services Division
- Health Care Division
- Institutions Division
- Intake Service Centers Division
- Reentry Coordination Office

The State of Hawaii is unique in that the community correctional centers (jails), which are normally the responsibility of the county, are managed by the state. These centers house pretrial detainees and convicted offenders who are serving sentences of a year or less. The centers are also responsible for the delivery of furlough programs to assist long-term sentenced inmates with their transitional return to the community.

Hawaii has four prisons where **convicted** felons with sentences greater than one year are housed. All of the correctional facilities house male inmates except the Women's Community Correctional Center (WCCC), which is designated a community correctional center, but it functions primarily as a prison for female offenders. The WCCC houses inmates sentenced to both jail (one year or less) and convicted felons sentenced to prison (more than one year).



# HRS 353H - Performance Indicator Reporting

Under Hawaii Revised Statutes §353H: Performance Indicators, the Department of Public Safety submits this report to the 31<sup>th</sup> Legislature of 2021. Below you will find the data captured as requested. Note that the performance indicator data that has been collected from November 1, 2020 to October 31, 2021.

**"§353H-Performance indicator reporting. (a) The department of public safety shall develop performance measures that accurately reflect progress toward specific goals, including:**

**(1) Improving recidivism rates.**

Recidivism is defined as any new arrest, or the revocation of probation or parole, within three years of the start of supervision, released to parole, or prison release date. Tracking sentenced felons at 1-, 2-, and 3-year post release assists in determining the effectiveness of assessment tools and programs created to address the identified needs/level of service of the offender.

Currently, the Department's partnership with Interagency Council on Intermediate Sanctions (ICIS) is limited to tracking the max-out population, parole releases and offenders placed under Adult Probation supervision as reported in ICIS's 2019 Recidivism Update report released in March 2021:

<https://icis.hawaii.gov/wp-content/uploads/2021/05/2019-Hawaii-Recidivism-Update.pdf>

To identify an inmate's areas of risk and needs prior to release and decrease the reasons an inmate might re-offend, the RCO created a reentry checklist. This list identifies factors for staff to work with the inmate to eliminate potential roadblocks prior to release.<sup>1</sup> The more items staff can check off, the greater chance an inmate has for success upon release, as research has shown that proper discharge planning prior to release increases the likelihood for success.<sup>2</sup> Most, recently released inmates, cannot afford a large security deposit, first and last month's rent and provide suitable references and having a criminal history also disqualifies them from applying for any subsidized housing, all of which can increase their chance to recidivate.<sup>3</sup> Realizing this and observing Hawaii's skyrocketing cost to rent a single-person dwelling, the RCO has contracted with 3 programs that provide "clean and sober" living conditions for parolees and those placed on extended furlough. From July 2020 to September 2021, these 3 programs collectively housed 697 ex-inmates and furlougees:

Makana O Ke Akua (MOKA or Gift of God) - #340 (for males only)  
Women in Need (WIN) - #179 (for females only)  
Going Home Hawaii (GHH West Hawaii) - #178 (for males only)

As evidenced-based practices have shown, there are many factors that affect the rate of recidivism, and the RCO works with the Corrections Program Staff to address cognitive thinking and improve pre-employment training, as data shows the effects of not having a marketable, and/or elementary job skillset plays a role in preventing an inmate from advancing to a more stable position with a higher pay scale which can also contribute to a higher risk of re-offending.<sup>4</sup>

The RCO has contracted with the Goodwill Agency Statewide, to provide employment guidance and reentry support, to increase an inmate's chances of securing a living wage job (from July 2020 to September 2021, Goodwill assisted 214 parolees and furlougees.) The RCO also works with other agencies and non-profits to provide facility staff with a resource guide to direct offenders to these community providers to help address their needs such as housing, employment search or the purchase of basic items such as work tools and steel-toe boots.<sup>5</sup>



## HRS 353H - Performance Indicator Reporting

The RCO also looks to increase its collaborative efforts with other State, Federal agencies and non-profits to address the other contributing factors that lead to re-arrests: behavioral health, and age at discharge, as statewide, the population more likely to reoffend appears to be younger in age.<sup>6</sup>

<sup>1</sup>Department of Public Safety, Reentry Coordination Office, Reentry Checklist (2018)

<sup>2</sup>U.S. Department of Justice, Office of Justice Programs, "Preventing Homelessness: Discharge Planning from Correctional Facilities, August 2002

<sup>3</sup> Andrews, D.A. & Bonta, J. (1995) the Level of Service Inventory-Revised

<sup>4</sup> Ramekers, A., Nieuwbeerta, P., Wilsem, J.V. & Dirkzwager, A. (2016), "Not any job will do: A study on employment characteristic and recidivism risks after release"; International Journal of Offender Therapy and Comparative Criminology.)

<sup>5</sup>Department of Public Safety, Resource Guide (2021)

<sup>6</sup>Interagency Council on Intermediate Sanctions (ICIS), 2015 Recidivism Update.

### (2) Decreasing prisoner assaults on correctional staff.

From November 1, 2020, through October 31, 2021, statewide correctional facilities reported 29 inmate assaults on staff. Managing the inmate population continues to be challenging as an inmate's behavior is unpredictable, impulsive, lacking self-control, and in many cases, violent depending on his/her mental health history, behavioral history and/or substance abuse history.

Efforts to decrease inmate assaults on staff include keeping inmates busy with work line jobs, programs, services, and managing the overcrowding issues. However, the COVID pandemic significantly impacted these efforts by increased lockdowns due to medical isolation / quarantine, suspension of programs/services, in-person visitation, and suspension of inmate transports to correctional facilities, including the Federal Detention Center – Honolulu. PSD has also implemented tablets allowing inmates to access and view programs within the housing units. When fully implemented, video visits will also be accessible, as well as forms of entertainment and games.

### (3) Reducing correctional staff turnover; and

The Department continues to experience a high volume of vacancies in its Corrections Division due to high-turn overs, burn-out, promotion, resignation, retirement, and transfers to other job markets. The continuation of the COVID-19 pandemic exasperated the situation causing a significant number of correctional officers and staff not reporting to work, increased workman compensation claims, and COVID-related leave. The Department continues to provide staff with support and training to include taking a proactive approach to recruitment to fill its vacancies. The Department also approved the hiring of emergency hires whenever and wherever possible.

### (4) Improving departmental efficiencies in staffing, budgeting, and data management and analysis.

From November 1, 2020 through October 31, 2021, the Department of Public Safety has worked to streamline statewide recruitment for adult correctional officers to address the staff shortages by filling vacant positions and approving emergency hiring. With the COVID-19 pandemic impacting all levels of operations, the statewide facilities have experienced unprecedented budget shortfalls that led to many vacant positions being defunded leaving the facilities vulnerable to losing these positions entirely.

The Department is in the process of replacing its inmate management system by developing a comprehensive request for proposals. Although the project was placed on a temporary hold due to the budget shortfall, the process has recently resumed. The current OffenderTrak inmate management system is obsolete with limited capabilities and

# HRS 353H - Performance Indicator Reporting

needs to be replaced.

(b) The department shall develop key performance indicators, which shall include:

(1) The number of individuals enrolled in and who have completed a general education diploma or competency-based diploma.

During Fiscal Year 2021, there were 30 High School Equivalency diploma recipients: 20 GED and 14 HiSET graduates. From November 1, 2020 through October 31, 2021, there were 19 GED and 10 HiSET graduates, totaling 29 high school equivalency diplomas issued during that time period. The Department's Education Branch utilizes the SMS Database that collects this information.

(2) The number of individuals for whom a reentry plan is filed and the number of individuals who exit jail or prison with a reentry plan.

	# OF INDIVIDUALS FOR WHOM A REENTRY PLAN IS FILED (Between Oct. 2020 and Aug. 2021)	# OF INDIVIDUALS WHO EX- ITED JAIL OR PRISON WITH A REENTRY PLAN (Between Nov. 2019 and Sept. 2020)
JAIL	1481	369
PRISON	2910	708
TOTAL	4392	1,077

(3) Drug test failure rates of inmates while incarcerated and while on parole.

In accordance with its drug detection policy, PSD collected 4841 urine samples from the inmate population during the period of November 1, 2020 through October 31, 2021. The number of *positive* results for substances targeted totaled 173 or 3.57% of all samples collected.

For inmates on parole, the average number of positive urinalysis tests during the period of Nov. 2020 through Oct 2021 was 589 or 2.7%. (Note: this is based on an average monthly parole population of 1,626 during the period specified above.)

(4) The number of inmates currently enrolled in and who have completed drug treatment programs provided by the Department of Public Safety.

Substance Abuse Service data indicate that 371\* Hawaii inmates participated in substance abuse treatment with 370 completions (99% completion) Saguaro Correctional Center data indicates 165\* inmates participated in substance abuse treatment with 99 completed (60% completion) during the period spanning November 1, 2020 thru October 31, 2021. Data points combined indicate 536 total participants admitted with 469 total completions (88% combined completion rate).

\*Programming did not operate at full capacity subsequently impacting overall participation in treatment by the inmate population. Saguaro Correctional Center experienced a suspension of services for approximately five months due to COVID-19 and portions of the Hawaii treatment milieu was suspended for approximately 12 months+.

(5) The number of inmates currently enrolled in and who have completed restorative cir-



# HRS 353H - Performance Indicator Reporting

cles.

The Restorative Circle offered the following programs for the incarcerated at the Women's Community Correctional Center: Pragmatism and Mindfulness ran from November 2020 through February 2021; seven (7) women completed the program, while a Brigham Young University correspondence program was offered from March 2021 through April 2021; five (5) women completed it. A total of 12 women completed the Restorative Circle programs offered.

- (6) The number of inmates who have applied for a reduction of their minimum sentence, the number of applications approved and denied, and, when applicable, the reasons for the denial of a parolee's application.

# inmates applied for reduction of their minimum sentence	# inmates approved for a reduction of their minimum sentence	# inmates denied a reduction of their minimum sentence	List of reasons for denial
217	42	175	Minimum sentences deemed appropriate.

- (7) The number of parole revocation hearings and the results of parole revocation hearings that, when applicable, explain why the parolees' revocation was denied;

# parole revocation hearings	# parole revocation hearings approved	# parole revocation hearings denied	List of reasons for denial
618	364	61	Parolee deemed appropriate to return to the community on parole.

(Note: parole revocation hearings approved is the number of parolees revoked. The number of revocation hearing denied is the number of parolees who were continued on parole following their parole revocation hearing and/or the revocation of their parole was deferred for various reasons.)

- (8) The cost of incarceration per inmate, per day, per facility;

The average daily cost per inmate per day is \$238.00.

- (9) Offender demographics, including gender, race, age, and type of offense;

Please see Attachment A.

- (10) The number of individuals who received vocational training or rehabilitation services and type of vocational training or rehabilitation services received.

There was a total of 1,016 Career and Technical Education training (CTE) program participants, 487 of them or 48% completed the programs. These account for participants in programs such as: Ag-Technician, Applied Construction Math, Blender 3-D Animation, Business 101, Cabinetmaking, Construction Trades-Plumbing, Culinary Arts, Customer Service, Digital Literacy, Electrical Levels 1-4, Forklift Operator Training, Forklift Simulation Training, Greenhouse Construction, IT Fundamentals, Keyboarding, Microsoft Office-Excel, Microsoft Office-Word, OSHA 10, ServSafe (Safety and Sanitation), Sustainable Crop Production, and Goodwill Job Readiness Services. The Goodwill Job Readiness Services assisted 214 parolees/furlonghees between



## HRS 353H - Performance Indicator Reporting

July 2020 and September 2021.

- (11) The total number of inmate intakes, by month, including the number of intakes each month within the past year and past five years;

See Attachment B.

- (12) The total number of inmates released, by month;

See Attachment C.

- (13) The number of inmates with substance abuse problems, including the type of dependence or addiction, and the number of inmates with no reported substance abuse problems;

From November 1, 2020 to October 31, 2021, the Judiciary's Cyzap database, reported that approximately 1229 total *incarcerated* PSD offenders were assessed using the LSI-R/ASUS instrument.

The 1,229 assessments consisted of 111 female offenders, and 1,118 male offenders. The risk level of the female offenders are 29 – low risk; 48 – moderate risk; and 34 – high risk. The male offender risk break down is 406 – low risk; 532 – moderate risk; and 180 – high risk. A detailed breakdown beyond these figures to identify offenders requiring substance abuse treatment or recommended treatment levels is not available at this time. The statistician whom previous data was retrieved has since retired. The position remains vacant.

Per data captured by PSD's urinalysis software, urinalysis results indicate that the top 3 substances detected in positive samples collected were: #1 – Methamphetamine (131 samples), #2 – Ethyl Glucuronide or EtG (Alcohol) (46 samples), and #3 – Cannabinoids / THC (35 samples).

- (14) The median length of incarceration, excluding inmates who have received life sentences or been paroled;

See Attachment D.

- (15) The prison population forecast for the next decade;

Due to the unprecedented COVID-19-related inmate population reductions and court-ordered releases, an accurate prison population forecast is unavailable for this period.

- (16) The total number of pretrial detainees and the number of pretrial detainees admitted each month by type of crime, bail amount, risk assessed, gender, race, and age;

See Attachment E

- (17) The number of pretrial detainees released or discharged each month and the reason for the release or discharge by type of crime, bail amount, risk assessed, gender, race, and age;

See Attachment F. (Note: 0=No assessed risk level due to incomplete assessment; 1=low risk; 2=moderate risk; 3=high risk.)

- (18) The average length of stay for pretrial detainees by reason for release or discharge, type of crime, bail amount, risk assessed, gender, race, and age;

See Attachment G.

# HRS 353H - Performance Indicator Reporting

(19)The number of pretrial detainees held on cash bail by type of crime, bail amount, risk assessed, gender, race, and age;

## Pretrial Detainees held on bail—Custody Status by Bail Group and Gender

Bail Group	Misdemeanor Offense(s)			Felony Offense(s)			Total
	Female	Male	Un-known	Female	Male	Un-known	
None Entered	7	20	2	20	69	0	118
0 to 1,999	164	640	0	343	1768	1	2916
2,000 to 4,999	1						1
5,000 to 5,999		1			1		2
6,000 to 19,999				1	1		2
20,000 to 24,999				6	29		35
25,000 to 29,999				2	2		4
30,000 to 50,000		2		2	6		10
Total	172	663	2	374	1976	1	3088

## Detainees held on bail – Custody Status by Ethnicity and Gender

Ethnicity	Misdemeanor Offense(s)			Felony Offense(s)			Total
	Female	Male	Un-known	Female	Male	Un-known	
American Indian		5		2	7		14
African American	11	32		4	70		117
Caucasian	68	204		120	474		866
Chinese	1	11		3	26		41
Filipino	15	63		18	202		298
Guam/ Pacific Island		4		2	13		19
Hawaiian	47	188		145	578	1	959
Hispanic	2	20		7	44		73
Japanese	6	10		9	62		87
Korean	3	5		2	10		20
Samoaan	4	28		18	106		156
Other	5	27		11	66		109
Unknown	10	66	2	33	218		329
Total	172	663	2	374	1876	1	3088

# HRS 353H - Performance Indicator Reporting

## Pretrial Detainees held on bail – Custody Status by Age Group and Gender

Age Group	Misdemeanor Offense(s)			Felony Offense(s)			Total
	Female	Male	Un-known	Female	Male	Un-known	
18-19	3	12		2	47		64
20-24	9	53		43	212		317
25-29	22	78		67	286		453
30-34	27	128		68	356	1	580
35-39	30	120		79	291		520
40-44	24	84		48	213		369
45-49	15	69		26	149		259
50-54	21	51		12	137		221
55-59	12	33		13	76		134
60-64	7	14		15	64		100
65 and over	2	21		1	45		69
Unknown			2				2
Total	172	663	2	374	1876	1	3088

## Pretrial Detainees held on bail – Custody Status by Type of Offense and Gender

Type of Offense	Misdemeanor Offense(s)			Felony Offense(s)			Total
	Female	Male	Un-known	Female	Male	Un-known	
Missing	1		2	2	2		7
Drug Paraphernalia		1		12	32		45
Serious Drug	1	3		78	320	1	403
Property	34	86		136	574		830
Major Violent				6	25		31
Robbery				12	50		62
Sexual Assault	1	9		1	45		56
Other Violent	23	100		29	239		391
Revocation		6		2	29		37
All Other	112	458		96	560		1226
Total	172	663	2	374	1876	1	3088

## Pretrial Detainees held on bail – Custody Status by Risk Level and Gender

Risk Level	Misdemeanor Offense(s)			Felony Offense(s)			Total
	Female	Male	Un-known	Female	Male	Un-known	
Low	6	35		9	45		95
Moderate	44	244	0	71	475	0	834
High	81	549	0	161	807	1	1599
Un-known	65	181	0	44	145	0	435
Total	196	1009	0	285	1472	1	2963

## HRS 353H - Performance Indicator Reporting

- (20) The average amount of time for completing and verifying pretrial risk assessment by type of crime, bail amount, risk assessed, gender, race, and age; and

### Average Time for Completing & Verifying Pretrial Risk Assessment (Days) – Assessed Risk by Type of Crime

Offense Type	Risk Level				Average
	Low	Moderate	High	Unknown	
Misdemeanor	38	262	522	229	3 days
Felony	52	518	898	181	3 days

### Average Time for Completing & Verifying Pretrial Risk Assessment (Days) – Assessed Risk by Gender

Gender	Risk Level				Average
	Low	Moderate	High	Unknown	
Female	14	109	216	104	2.8 days
Male	76	671	1203	306	3.3 days

### Average Time for Completing & Verifying Pretrial Risk Assessment (Days) – Assessed Risk by Age Group

Age Group	Risk Level				Average
	Low	Moderate	High	Unknown	
18-19	1	16	13	3	1.6 days
20-24	6	92	129	47	3.7 days
25-29	10	104	218	46	2.8 days
30-34	10	110	293	75	3.9 days
35-39	15	116	233	72	3.5 days
40-44	9	100	188	55	2.5 days
45-49	6	64	118	31	4.4 days
50-54	7	73	98	32	2.3 days
55-59	7	43	65	17	2.9 days
60-64	10	33	39	23	3.7 days
65 and over	9	27	19	9	2.5 days
Unknown	0	2	7	0	3.1 days

# HRS 353H - Performance Indicator Reporting

## Average Time for Completing & Verifying Pretrial Risk Assessment (Days) – Assessed Risk by Race

Race	Risk Level				Average
	Low	Moderate	High	Unknown	
African American	2	30	69	21	4 days
American Indian	1	9	11	2	2 days
Asian/Pacific Island	2	6	5	1	3 days
Caucasian	23	144	378	105	3 days
Chinese	0	9	17	3	7 days
Filipino	5	95	117	47	3 days
Guam/Pacific Island	1	5	10	1	2 days
Hawaiian	20	208	418	96	3 days
Hispanic	4	20	40	5	3 days
Japanese	7	37	41	21	3 days
Korean	0	8	11	4	3 days
Micronesian	6	53	48	8	3 days
Samoan	3	45	64	10	5 days
Tongan	1	6	10	4	3 days
Other	10	85	146	73	2 days
Unknown	1	3	4	0	4 days

(21) The number of pretrial detainees readmitted by reason for release, reason for readmission, type of crime, bail amount, risk assessed, gender, race, and age.

At the time of this report period, the Department did not receive data from the Hawaii Criminal Data Justice Center (HCDJC).

# Intake Service Centers Division

The Intake Service Center Division (ISCD) is responsible for initial facility intake of persons committed to the custody of the Department of Public Safety (PSD). This occurs at the Community Correctional Centers (CCC) located on the islands of Hawaii, Kauai, Maui, and Oahu. ISCD is also responsible for preparing bail reports on persons unable to afford bail and for supervising individuals, who are released pending trial and ordered by the courts to some type of pretrial supervision.



ISCD has a total of 61 authorized positions identified as nine (9) office services, fifty (50) professional human service staff and supervisors, and two (2) Division Administration staff, who provide services out of five remote offices statewide. ISCD's branch offices include the Hawaii Intake Service Center (HISC), located in Hilo, and a satellite office in Kona; the Kauai Intake Service Center (KISC), located in Lihue; the Maui Intake Service Center (MISC) located in Wailuku; and the Oahu Intake Service Center (OISC), located at the Oahu Community Correctional Center in Honolulu. OISC is the only branch that is located within the secure area of a Correctional Facility. The ISC Offices on Hawaii, Kauai, and Maui rent office space in the community and these staff members are required to travel to the relevant CCC to perform the intake functions.

The first major function of ISCD is facility intakes. In FY 2021, 5,965 facility intakes were performed statewide. The intake process includes collecting personal and family information, security information, and a medical/mental health screen. As part of the intake process, ISCD staff are required to complete a classification assessment on each admission to insure the proper housing placement at the CCC. In May of 2014, ISCD began conducting the Prison Rape Elimination Act (PREA) screening. This is a part of the PREA screening interview, which assesses offenders for victimization variables and predatory variables. The results of the screening are captured in OffenderTrak, which is PSD's offender management information system. This information is utilized by facility security, program, and health care staff and the department's PREA Coordinator.



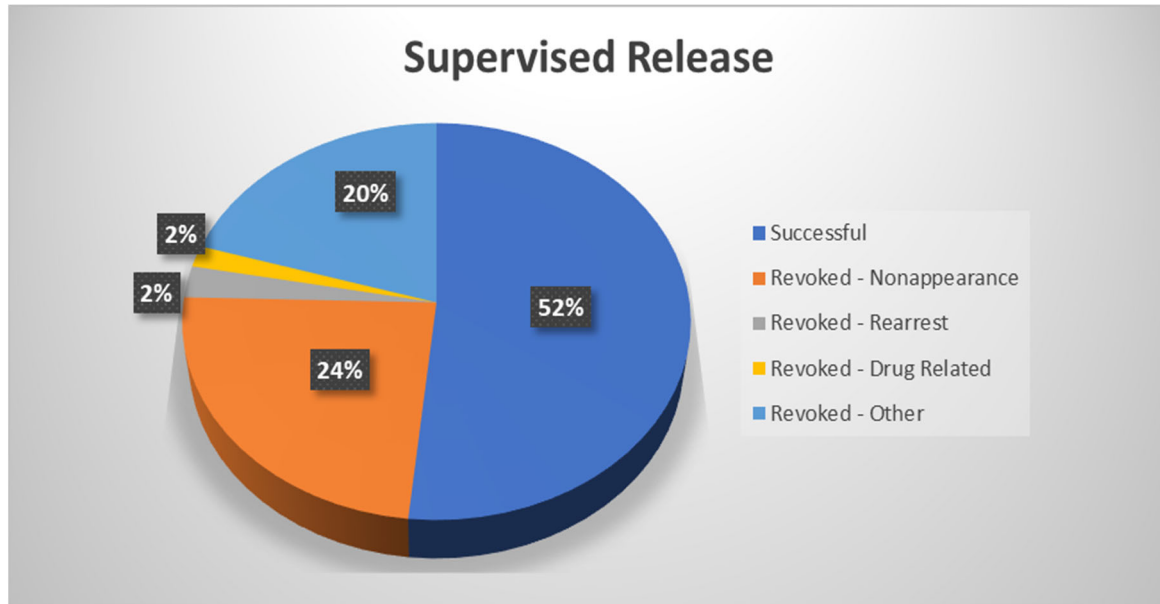
The second major function of ISCD focuses on bail evaluations. All persons being held for bail by the county police or confined in a CCC with bail are eligible for a bail evaluation. A bail investigation starts with ISCD staff assessing the detainee using the Ohio Risk Assessment System-Pretrial Assessment Tool (ORAS-PAT). The ORAS-PAT will score the detainee as low, moderate, or high risk for pretrial failure. Pretrial failure is defined as being arrested for a new crime or failing to appear in court while on pretrial release. The bail evaluation is submitted to the court with a recommendation for some form of pretrial release or that the person be held pursuant to the Court's order, which may include bail. In FY 2021, 6,254 bail investigation reports were completed throughout the Division.

The third function of ISCD is to supervise persons released by the court on pretrial supervision. In FY 2021, ISCD had a total of 2,609 new cases placed on supervision. Over the course of the year, an average of 1,305 cases a month were actively monitored statewide. Overall, there was a total of 2,418 cases closed. Of those cases, 1,281 were successful



## Intake Service Centers Division

and 1,137 cases were unsuccessful. The cases that were closed unsuccessfully were due to arrests for new crimes, failure to appear to court, illicit drug use and other court condition violations. In FY 2021, ISCD's supervised release program achieved a 52% success rate.



The spirited work of ISCD staff is reflected in their dedication and commitment of their duties as public service employees. As the COVID-19 Pandemic shutdown parts of State government, ISCD staff remained devoted to the individuals they serve and to Hawaii's communities. ISCD staff continued their daily efforts to interview newly admitted offenders, evaluate pretrial risk, submit Pretrial Bail Reports to the Court, and supervise pretrial offenders released into community. Their professionalism resulted in statewide savings of 351,618 jail bed days, which at a rate of \$238/day, equates to a savings of \$83,685,084. Additional benefits achieved were alleviating the overcrowded conditions at PSD CCCs and providing individuals charged with criminal offenses the opportunity to avoid or reduced time spent in custody.



# Hawaii Intake Service Center

The Hawaii Intake Service Center (HISC) is comprised of two Operational Sections – East and West Hawaii, and an Office Services Staff Section. The Branch provides casework services to assess felony and misdemeanor defendants for release alternatives pending trial, supervises pre-trial and pre-sentence felony and misdemeanor offenders as ordered by the Courts, employs evidence-based practices and assists offenders through the stages of change with the goal of reducing recidivism, conducts intake screening and security classifications for HCCC admissions, and manages the electronic monitoring of pretrial and sentenced offenders in the community.

The primary function of HISC is pretrial services including pre-trial release assessments, pretrial supervision, and the use of evidence-based strategies to increase pro-social behavior and reduce pretrial failure. The agency is also responsible for conducting facility intakes at the HCCC.



HISC is required by law to conduct a pretrial assessment on each pretrial detainee meeting eligibility criteria, within 3 days of admission into the community correctional centers. HISC exceeds this standard by conducting pretrial interviews at the Hawaii County Police Department and completing assessments prior to a defendant's first court appearance. The Ohio Risk Assessment System - Pretrial Assessment Tool (ORAS-PAT) is the tool used statewide to evaluate a defendant's appropriateness for pretrial release. The ORAS-PAT is used to guide HISC's recommendation relative to a defendant's release from custody, and this information is used in the completion of a bail report that HISC submits to the Court for consideration. In FY 2021, the branch completed 2,250 bail evaluation reports, and a total of 2,145 individuals were diverted from incarceration during this fiscal year.



Pretrial defendants released into the community by the Court are often ordered to HISC for pretrial supervision and monitoring. HISC pretrial officers work with defendants to mitigate pretrial risk and increase pretrial success. We work closely with community agencies and refer defendants for supportive services such as the mental health treatment, substance abuse treatment services, anger management counseling, and housing services. We also work with the Courts to keep defendants informed of upcoming court hearings. In FY2021, HISC supervised a monthly average of 733 pretrial defendants in the community.

Another important function of the branch is the intake screening of offenders upon admission into the HCCC. HISC workers interview each new inmate upon admission including gathering personal information, a medical and mental health screening, PREA screening, and the security classification. Inmates are classified by HISC staff for proper housing and facility management. In FY2021, the HISC conducted 1270 intake screenings.

HISC manages the electronic monitoring program for sentenced offenders furloughed from the HCCC. The program offers a cost-effective alternative to jail by restricting participants to an approved residence unless authorized to leave for specific purposes. HISC utilizes radio-frequency and GPS technology to monitor participating offenders. During FY2021, HISC supervised 35 offenders on the program, saving the department a total of 455 bed days.

System-wide responses to the COVID pandemic have impacted HISC operations in different ways. The number of defendants eligible for pretrial assessment by HISC was reduced as a result of an increase in defendants released on their own recognizance by the Hawaii County Police De-

partment after arrest. Conversely, HISC has seen a significant increase in the number of defendants released under pretrial supervision and the significant decrease of facility intakes/admissions at HCCC. COVID safety protocols have been implemented at both HISC offices to continue safe delivery of services. HISC introduced video communication with defendants and increased telephone check-ins where appropriate. Installation of sneeze guards, mandated mask wearing, temperature checks, increased sanitization, and social distancing measures have also been operationalized.

The following table represents a comparison of HISC monthly workload numbers by function, pre-COVID and post-COVID.

		COVID	COVID	% change
	FY 19	FY20	FY21	FY19 vs FY21
HCCC ADMISSION/INTAKES	196	182	106	-50%
BAIL STUDIES	206	220	188	-9%
TOTAL SUPERVISION	402	538	733	+45%
% REVOCATIONS	39.6	40	49.8	+20%
% SUCCESSFUL COMPL	60.4	60	50.2	-16%

# Kauai Intake Service Center

The Kauai Intake Service Center (KISC) falls under the umbrella of the Corrections Division within the Department of Public Safety (PSD). KISC's core functions are: 1) to initiate the admission process for all individuals being admitted to the Kauai Community Correctional Center (KCCC); 2) provide the court with crucial demographical information and a level of risk to assist in making release decisions for pre-trial detainees in accordance with the fair administration of justice to reduce pre-adjudication detention when possible; 3) provide community supervision of individuals who were granted release and enforce specific conditions that are set forth by the court.



KISC initiates the admission process by interviewing all those who are ordered to be confined and completing the Initial Intake Information Form, Medical/Mental Health Screening, and assesses for the Prison Rape Elimination Act (PREA). Once the admission interviews are concluded, staff are required to finalize the security classification for housing assignments by completing the Initial Jail Security Classification Instrument and PREA Screening Tool in OffenderTrak for all admitted.

For the pre-trial population, KISC provides critical demographical information and an assessed risk level (low, moderate, high) for non-appearance/recidivism to the court in the form of a Bail Report to assist in making release decisions for detainees who are unable to post monetary bail prior to the resolution of the case.

Should the court grant release (Supervised Release/Bail with Conditions), the individual is required to abide by specific terms and conditions. KISC enforces these rules in accordance with court order. Should the individual violate any condition of release, KISC notifies the court through a verified application process requesting a revocation/modification to the terms of release. The philosophy and focus of the Intake Service Center adjoined with the Department of Public Safety remains the health and safety of the community first and foremost.

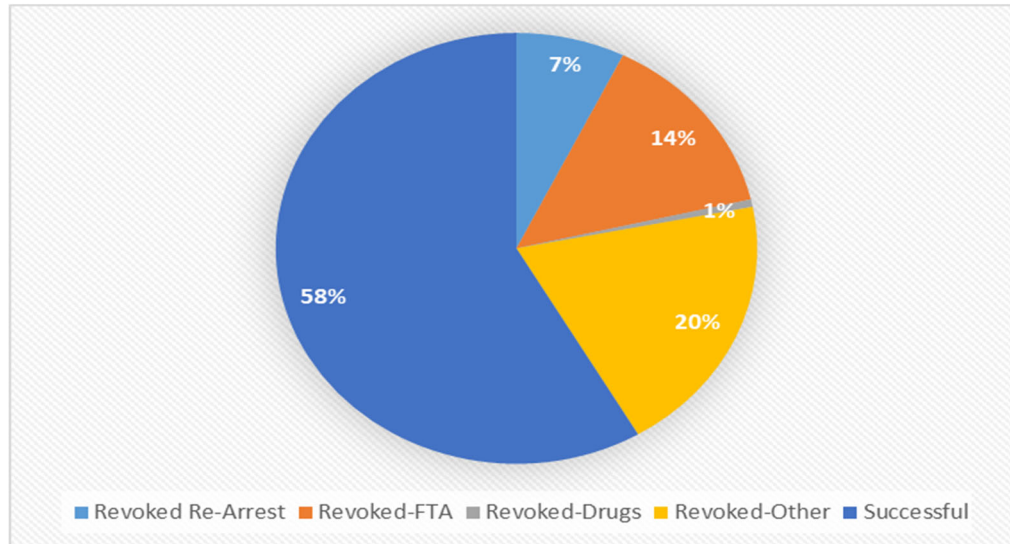
Throughout fiscal year 2021, KISC has screened 604 individuals for admission and completed 312 Bail Reports. There was a total of 166 individuals diverted from having to await trial while incarcerated.

Month	Completed Bail Reports	Released on SR	ROR	GPS Monitoring	Residential Treatment	Bail wth Conditions	Admissions	Total Released	Percentage
20-Jul	21	12	0	0	3	0	57	15	26%
20-Aug	18	24	1	0	1	0	50	26	52%
20-Sep	56	13	1	0	2	0	72	16	22%
20-Oct	28	11	4	0	1	0	63	16	25%
20-Nov	26	8	2	0	1	0	46	11	24%
20-Dec	28	14	2	0	0	0	45	16	36%
21-Jan	21	8	2	0	0	0	51	10	20%
21-Feb	22	17	2	0	0	1	44	20	45%
21-Mar	21	6	3	0	0	0	45	9	20%
21-Apr	27	6	0	0	0	0	47	6	13%
21-May	21	9	0	0	0	0	32	9	28%
21-Jun	23	8	2	0	2	0	52	12	23%
Totals	312	136	19	0	10	1	604	166	28%

AVERAGE

# Kauai Intake Service Center

KISC relies upon evidence-based practices attempting to motivate positive change, increase compliance, and reduce recidivism for defendants who are released from custody and are reintroduced back into the community while awaiting adjudication. Not all that are awarded this opportunity remain in the community throughout the pendency of the case and may need to be returned to custody if found in violation of the terms of release. As previously mentioned, of the 166 released, 13 individuals were revoked because of re-arrest, 25 for non-appearance in court, one (1) for continuously testing positive for substance abuse, and 35 for other compelling reasons. There were 104 individuals that were compliant and have been adjudicated with no incident.



KISC continues to participate in the Project Contempt Program that minimizes the number of warrants being issued by the District Court for some misdemeanor/petty misdemeanor offenses and violations that may not warrant someone having to be arrested and detained prior to the conclusion of their case. This program is unique to the Island of Kauai. KISC receives a referral from the District Court and attempts to contact the individual via mail or telephone. If successful, the individual is required to contact KISC by telephone weekly and appear at court on the day and time provided, at which time he/she is considered compliant and has completed all requirements of the Project Contempt Program.

Month	Opened	Successful	Unsuccessful
Jul-20	2	0	0
Aug-20	1	0	0
Sep-20	1	1	0
Oct-20	0	1	0
Nov-20	0	0	0
Dec-20	0	0	0
Jan-21	2	0	1
Feb-21	0	0	0
Mar-21	1	0	0
Apr-21	3	1	1
May-21	0	1	3
Jun-21	0	1	0
<b>Total</b>	<b>10</b>	<b>5</b>	<b>5</b>



# Maui Intake Service Center



The Maui Intake Service Center (MISC) provides a variety of criminal justice services on Maui, Molokai, and Lanai. MISC is located in Central Maui and faces unique geographic challenges by servicing clients on all three islands. MISC promotes offender reentry at the earliest opportunity by providing a variety of services, which include pretrial supervision. In cooperation with government agencies and community organizations, MISC strives to provide services to defendants and offenders throughout the County of Maui in an effort to reduce recidivism and ensure public safety. Challenges MISC faced in FY 2021 was the continuing COVID-19 pandemic which started in March 2020 and continues to pose challenges for defendants, visitors, and staff.

MISC accomplishes intake screening for newly admitted individuals who are detained or committed to the Maui Community Correctional Service Center (MCCC). In January 2013, legislation was passed requiring the MISC to conduct a pretrial assessment called the Ohio Risk Assessment System - Pretrial Assessment Tool (ORAS-PAT) on each detainee meeting eligible criteria within three (3) days of admission. Medical and mental health issues are identified with reports forwarded to MCCC's Medical Unit for a further evaluation and development of a treatment plan, if warranted. Pretrial Officers (PTO) complete the initial jail classification and the Prison Rape Elimination Act (PREA) assessment for inmates to ensure proper placement into appropriate housing, work lines, and programs in MCCC. For FY 2021 MISC screened 972 defendants.

MISC completes assessments for defendants who are referred to the District, Circuit, and Family Courts in the Second Circuit. Defendants are interviewed, and bail reports are electronically filed in a timely manner to ensure that the least restrictive conditions of bail are recommended and those released from custody into the community will spend the least amount of time in a jail facility. In FY 2021, MISC initiated 533 bail reports and completed 435 bail reports.

MISC also provides supervision for defendants who have posted bail/bond or have been placed on supervised release by the courts with conditions. In FY 2021, 79,514 bed days were saved through community supervision.

By integrating best practices into case management, utilizing motivational interviewing, and cognitive behavioral techniques, the PTO strives to promote change and improve chances for increased compliance and a reduction in recidivism. In FY 2021, there were 293 new defendants placed under pretrial supervision. When it is determined that a defendant is in violation, Verified Applications are electronically sent to the respective courtrooms for Judge's approval/disapproval and signature. During this period, 110 bench warrants were initiated as a result of the verified applications. There was a total of 225 successful completions for FY 2021. PTOs also work closely with the Department of Health staff in an effort to assist defendants with mental health needs to access community-based programs and comply with conditions ordered by the court. MISC supervised a monthly average of 215 pretrial defendants in the community with 91 on supervised release and 124 on bail with conditions. During this period, MISC had a success rate of 67%.




# Oahu Intake Service Center

The Oahu Intake Service Center (OISC) is located at the Oahu Community Correctional Center (OCCC). In fiscal year 2021, facility admissions averaged 271 a month. OISC's Assessment and Classification Unit (ACU) interviewed and screened 96% of the admissions on the day of arrival to ensure appropriate referrals for services in a timely manner. The intake process includes an in person interview, medical and mental health screening, Prison Rape Elimination Act screening, and security classification scoring. The Ohio Risk Assessment System Pretrial Assessment Tool (ORAS-PAT) is completed for persons admitted with eligible pretrial charges. Due to late court transports, staffing shortages, [facility COVID-19 quarantine procedures](#) and other reasons, ACU was not able to complete the intake process on the day of arrival for 3% of new admissions and 2% were released before an intake interview was completed.



Following the issuance of Governor Ige's Emergency Proclamations for COVID-19, starting in March 2020, OISC saw a downward trend in the number of admissions to OCCC. Prior to the Governor's proclamations ACU averaged 576 admissions a month; however, after the Governor's proclamations went into effect, average admissions continued to drop in FY2021 to a monthly average of 267, with the lowest number of admissions occurring in September 2020 at 195 admissions.



The Assessment and Classification Unit also completed bail investigations at a monthly average of 104 Pretrial Bail Reports, which provided the courts with an objective individualized assessment of a defendant's risk for non-appearance and/or recidivism. The ORAS-PAT scored about 26% of defendants as moderate or low risk for release into the community; but any recommendations that included a third-party release be granted (appropriate sponsor or program) was impacted by the shortage of community clean and sober beds

and residential treatment beds for defendants with serious substance abuse or dual diagnosis treatment needs.


OISC's Court Unit (CU) interviews and completes bail reports for persons held at the Honolulu Police Department (HPD) on eligible pretrial misdemeanor/petty misdemeanor charges. After interviewing defendants at HPD, CU staff, based at the Honolulu District Court, submitted approximately 167 pretrial release recommendations monthly to District Court Judges to assist with determining release options at the Arraignment hearing. A majority of these cases are disposed of at the time of arraignment; therefore, CU's efforts greatly reduced the number of misdemeanant defendants admitted to OCCC by diverting an average of 88 persons monthly.



CU continues to see a downward trend in the number of bail reports completed following the Emergency Proclamations for COVID-19. Prior to COVID-19, CU completed on average 390 bail reports per months, following COVID-19, bail reports have dropped to an average of 167 bail reports a month. The lowest number of bail reports completed was 107 in November 2020.

# Oahu Intake Service Center

As a large part of the misdemeanor population has mental health concerns, the Court Unit works with the Department of Health's Jail Diversion Program to screen eligible defendants for mental health treatment planning and services, as a condition of diversion from Court and incarceration at OCCC. CU also works with the District Court Clinician, referring mentally acute defendants for evaluation under the ***Hawaii Revised Statutes§ 704-404***, for 1-panel examinations. If the Court orders a 1-panel examination for a defendant, CU facilitates notification between the Court and OCCC.



OISC Program Services Unit (PSU) provided community supervision of approximately 275 defendants a month. In FY 2021, there were 529 new defendants placed under supervision. During this period PSU had a success rate of 44% with defendants monitored, appearing for court hearings as scheduled, not incurring any new arrests, and generally complying with the terms and conditions of release. In 56% of the cases closed by PSU the main reason

was a new arrest, failure to appear for court, positive drug test, or failure to comply with court-ordered conditions of release.

ISC Division is focused on public safety, which is why the Program Services Unit continues to utilize electronic monitoring and randomized drug/alcohol testing to monitor defendants' compliance with court-ordered conditions of release. When there is a determination that public safety is compromised, PSU utilized the Verified Application for Revocation of Release process through the Courts to have a Bench Warrant issued. In FY 2021, PSU saved 80,769 bed days through community supervision.

OISC staff strives to interview new admissions on the day of arrival; reduce overcrowding by completing bail assessments in a timely manner; and effectively provide community supervision of pre-trial defendants. OISC works to attain the underlying goals of the bail process to maximize release, maximize court appearance, and maximize public safety.





Remaining under the general supervision of the Deputy Director for Corrections, the Reentry Office has continued its efforts to identify and address gaps in current reentry programming (e.g.: lack of identity documents) by introducing new programs and services, increasing interagency collaboration between other divisions of the Department, other State, Federal agencies, and community service providers and providing collaborative opportunities for community service providers to aid in an offender's reentry efforts. The goal of this office remains, to develop, implement and manage an effective and sustainable reentry system for exiting offenders, from intake to discharge and through interagency collaboration and community agency partnering.

The RCO maintains the Department's Resource Guide, regularly updating the information, to ensure accuracy and to remain current. This tool is available to inmates, staff and their families and found in hardcopy form and online 24-7, to assist the inmate avoid re-incarceration. This Guide identifies community resources, agencies and non-profits to help exiting inmates address their needs and provide resources to continue their care.

The RCO has also works with the Corrections Program Services (CPS) division to maintain a department program matrix that lists and describes the various programs and services currently provided in facilities Statewide, to help staff create a case plan for the inmate to use as a guide while they work towards their release.

The following sections are organizationally listed under the RCO, and continues to be supervised and managed by the section head of the RCO:

## **INMATE CLASSIFICATION (ICO)**

ICO has continued to manage and monitor the Department's inmate classification system to ensure uniformity in its application and standardization its integration into the operations of all correctional facilities. A revised jail and prison classification instrument was introduced in 2018, to address systemic changes within the population that affected all parts of the classification system. Plans are being discussed to validate the revised instruments and make sure that the Department's commitment to house an inmate in the least restrictive environment, is maintained. A validation study will also result in identifying issues and to offer solutions to address roadblocks to an offender's forward progression.

## **PROGRAM PLANNING**

This section continues to work to identify gaps in current reentry programming and develop solutions to improve and manage the comprehensive offender reentry system program statewide. Its aim is to facilitate communication between the other divisions within the department, other agencies and community service providers to conceptualize and implement new, evidence-based, reentry programs and services. This section is also involved in efforts to standardize the evaluation process of program performance and monitor the relevancy of a program, keeping in line with the department's goals and objectives, through random evaluations. This section strives to identify and resolve roadblocks such as the lack of funds and having legal documentation upon release that affects an inmate's attempt to successfully transition back into the community and increases the chance for reoffending.

## **RISK ASSESSMENT & TRAINING**

The Risk Assessment section has continued to work with the other sections of the Reentry Office to strategize, implement and manage the Department's inmate risk



assessment process, coordinate training on various evidenced-based instruments like the LSI-R, ensuring uniformity and standardization of its application and integration into the operations at all correctional facilities, statewide. This section is also responsible to assist with drafting, implementing and managing policies that go together with training staff on new and any changes to existing reentry programming while also maintain statistical data to report on the programs effective and validity. The same data is also used for various reports generated at the request of this Administration and other justice involved agencies. This section also performs training on any new or changes to existing programming that helps towards recording information on an inmate's reentry efforts. An example is the reentry checklist, for the jail and prison populations that helps staff identify deficiencies in an inmate's reentry plans.

## **VICTIM NOTIFICATION/SERVICES**

The Victim Notification and Victim Services Section includes the Restitution and Victim Services (RAVS) unit and the Statewide Automated Victim Information and Notification (SAVIN) Program. The section works collaboratively to address the needs of victims of crime whose offenders are housed in a PSD facility, including answering inquiries from victims, family members, and partner agencies; providing information about victims' rights and post-conviction criminal justice processes; and referring victims to additional services as needed.

The RAVS Unit worked with the Council of State Governments and the Crime Victim Compensation Commission (CVCC) to create a nationally recognized model of restitution collection that standardizes the restitution collection process at each facility. The RAVS Unit makes sure payments are regularly collected, recorded, and forwarded to CVCC to distribute to the victims of crime and/or their survivors. Due to their constant diligence, the amount of restitution collected has increased 139% percent since the unit was implemented. Collections have continued seamlessly during the past fiscal year ensuring that payments to victims were maintained despite the ongoing social and financial challenges caused by the pandemic.

The SAVIN program supports the SAVIN automated system, a free, confidential service that provides crime victims/witnesses, their family members, and victim advocates notification of changes in an inmate's custody and parole status 24/7. To help ensure that victim needs are addressed, SAVIN coordinates with victim service agencies, law enforcement, and other partners to provide a continuum of care from the point an offender begins incarceration to their unconditional release back into the community. The SAVIN program also delivers outreach, training, and technical support related to post-conviction victim services, entering data that generates the notifications, victim issues, and other related topics to facility staff, partner agencies, and the public.

In Fiscal Year 2021 and 2022, there were an average of 37,043 offender searches performed on the SAVIN website (VINELink.com) and 907 new registrations for notification services completed per month. Currently, the system is in the process of transitioning to a new, more efficient technology platform to further increase the accuracy and timeliness of notifications. Additionally, based on findings from the PSD Victim Services Strategic Plan and feedback from the community, SAVIN is working to expand services to include safety planning, advocacy, and additional support to victims and/or surviving family members.



## INSTITUTIONS DIVISION

The Institutions Division consists of jails, prisons and the Mainland and Federal Detention Center (FDC) Branch. Hawaii jails provide for the secure incarceration of our pretrial and short-term sentenced misdemeanor population. Jails are locally situated on each major island. The jails also provide programs for the transitional sentenced felon population, those who have nearly completed their felony sentences, and are returning to the community. Our jail population consists of both male and female detainees and inmates.

Hawaii prisons provide for the care, custody, control and appropriate programs for inmates according to their assigned classification. Those who need more controls based on their risk to other inmates, staff and the community, are placed at the Halawa Special Needs or Medium Security Facility. Those who present less risk are placed in minimum security prisons such as the Waiawa and Kulani Correctional Facilities. Most of their recommended rehabilitative programs are received at this facilities.

Our women felons are assigned to the Women's Community Correctional Center for programming. This population includes the newly sentenced felon cases and those continuing transitional programming prior to their release into the community.

The primary responsibilities of the Mainland and FDC Branch include custody, programming, and the fiscal responsibility for our inmates placed in private facilities. This includes inmates housed in private contract facilities on the Mainland and for those placed at the Hawai'i FDC. The Mainland contract facilities provide programs for our inmates as required by PSD. The private prison contract facility is located in Arizona.



# Hawaii Community Correctional Center



Hawaii Community Correctional Center (HCCC) is one of two facilities on the Island of Hawaii that is in the District of Hilo, just above Downtown Hilo and below Rainbow Falls. Also, in the District of Hilo, is Kulani Correctional Facility. KCF resides on the eastern slopes of Mauna Loa, at the 6000 feet elevation.

HCCC is a 226-bed facility, which is comprised of five (5) housing units that is situated on two sites: Punahele site and the Hale Nani Annex site.

The Punahele (main) site has three (3) housing units whose names are adjacent to the street that it resides on. Punahele Special Needs Housing Unit, Komohana Pretrial Male Housing Unit and Waianuenue Sentenced Male Housing Unit.

## **PUNAHELE**

Punahele Specials Needs Housing Unit consist of inmates that are not capable of being in general population. Inmates with acute mental illness, serving lockdown confinement for misconduct violations, inmates with severe health problems, new admissions serving 14-day quarantine and inmates on medical isolation for an active positive case of COVID -19. This housing unit also houses female inmates that are not suited to be with our general population inmates at Hale Nani - Makai Annex Female Housing Unit. Most of the inmates housed in this unit are Medium to Max custody. This building also consists of the Administration Office (Warden, COS, Secretary and Office Assistant), Watch Commanders Office, Health Care Unit which includes Medical and Mental Health, Intake Processing, Records Unit, Trans Unit, and the video conference room for virtual court hearings.



# Hawaii Community Correctional Center

## KOMOHANA

Komohana Pretrial Male Housing Unit houses pretrial general population inmates that have been medically cleared and are awaiting their court hearings. These inmate's custody status ranges from community to medium. This building also consists of the Mental Health Office, Warden Select Office (Mail & Visitation, Policies & Procedures, Safety & Sanitation, Key Control & Armory, and Training Sergeant), and court video conference room for virtual court hearings.

## WAIANUENUE

Waianuenue Sentenced Male Housing Unit houses sentenced inmates who are awaiting transfer to Halawa Correctional Facility to start their incarceration sentence of a 1 year or more. Also, inmates whose sentence is a year or less with a custody status of Minimum to Close. This building also consists of the Grievance Officer and the Administrative / PREA Officer. Attached to the outside of this building is the Waianuenue Education / Law Library Building.



## HALE NANI

HCCC's Hale Nani Annex site is located approximately 7 to 8 miles south of the Punahale site, off Highway 11. Located on that site is two (2) dormitory style housing units. Hale Nani – Mauka Annex Sentenced Male Housing Unit and Hale Nani – Makai Annex Female Housing Unit. Also located at that site, is our Offender Services Office, our Going Home Program Building, Business and Personnel Office, Operations and Maintenance, Laundry Service Building and Facility's Food Service Kitchen.

- **MAUKA**—Hale Nani – Mauka Annex Sentenced Male Housing Unit houses inmates that are community status, serving an incarceration of a year or less. Inmates participate in our furlough program, work lines to take care of the facility grounds, HCI work lines, inhouse work lines duties (i.e., kitchen, laundry, food service, etc.) and community work lines that helps other State and County agencies as well as non-profit organizations.
- **MAKAI**—Hale Nani – Makai Annex Female Housing Unit houses sentenced and pretrial



# Hawaii Community Correctional Center

female inmates. Sentenced inmates whose incarceration is a year or more will be transferred to WCCC on the Island of Oahu. Any inmates with a year or less, will remain in our custody and will have the opportunity to participate in our furlough program and the facility female work line. Pretrial inmates await the outcome of their court proceedings.



The primary function of our entire facility is to ensure public safety by maintaining an effective security and reintegration program.

- Focuses on the rehabilitative programs designed to support the inmate's adoption of a productive and law-abiding lifestyle.
- Interventions include substances abuse programs, basic education classes (GED), community work lines, inhouse work lines, work, and education furlough program.
- These programs give our inmates the opportunities that emphasize on re-socialization back into our communities.
- HCCC employ up to 50 inmates through our work line program that are critical to our daily operations. The facility's work line is incorporated into reintegration and restitution programs.

# Kauai Community Correctional Center



## ABOUT KCCC

The Kauai Community Correctional Center is located approximately 4 miles northeast of the main town of Lihue and 3.5 miles of the Lihue Airport on the island of Kauai. It sits on 9.5 acres of pastureland and is located directly across of the island's municipal golf course – Wailua Golf Course.

The facility was constructed in 1977 and has gone from being a county jail to Kauai's prison. The facility is designed to hold 128 inmates which include pre-trial misdemeanants, pre-trial felons, sentenced misdemeanants, felons, felon probation, and parole violators.

## WHO WE ARE

KCCC has 61 authorized Adult Corrections Officer (ACO) positions and 11 vacancies. One of the vacancies includes a temporary captain. It is KCCC's hope to be able to fill the captain's position permanently very soon. This year, there were two (2) promotions from sergeants to lieutenants' positions and the two (2) sergeant's positions were filled with new sergeants.

KCCC continues to work to recruit new ACO recruits, however the facility has not had much success in filling vacancies due to the strict recruiting process. Most of the applicants fail during the psychological exam.



## CORE STAFFING

There are seven (7) civilian staff that work in the Administration department, which includes the Warden, a secretary, and account clerks. There are five (5) program staff, including social workers, an education specialist, and a librarian. There are two (2) building maintenance workers who manage the physical plant of the facility. There are also seven (7) cooks, including a Food Service Manager, 2 mental health therapists, 5 medical unit staff, and 5 temporary agency nurses. KCCC's total core unit staff is 28, along with five (5) temporary agency nurses for a total

of 33 core staff personnel.

## FACILITY DESIGN AND OPERATIONAL COUNT

The Kauai Community Correctional Center is designed to house 128 inmates. Constructed in 1977 with the design capacity for a dozen inmates, the facility's lack of space and efforts to expand over the decades has been well-chronicled with the construction of only one module (Module A) and 3 holding cells. In 1984, the recreation yard was converted into another module,

# Kauai Community Correctional Center



(Module B). In 1993 and 1995, temporary cabins were donated by the county of Kauai, cabins A, B, C. In 1997, Module C, an 80-bed prefabricated dormitory unit was added leaving the operational capacity unchanged since then. Both the cabins and Module C are designated for men and women who participate in the Lifetime Stand.

This year the facility has seen a decline in the average daily count most likely due to the pandemic. Currently KCCC is holding steady at max capacity. The inmate charter flights remain available should numbers become overwhelming and the need to make space becomes urgent. Extended furlough helps as well.

## BUDGET

FY21 total budget - \$5,419,221 of which \$4,558,288 was allotted for personal (A) funds and \$860,933 for operating (B) funds.

Personnel - Actual personnel expenditure was \$4,795,768 (237,480). Overtime was the main reason for the deficit.

Operating – KCCC was allotted \$860,933 for operating expenses and expended the entire amount. Towards the end of the fiscal year, KCCC requested \$80,000 additional funds to pay for a sewer pump repair and various other needed overdue facility repairs. A purchase order was issued for a sewer pump repair for \$13,734, replacement for washer/dryers \$7,955; \$10,797 for various repair materials; and \$24,039 for Module C shower repair materials.

Currently KCCC still needs funds to repair/replace Module C Dormitory and Kitchen windows and screens estimated to cost around \$24,000 and outdated/deteriorating flooring at \$18,000.

## CONSTRUCTION AND REPAIR PROJECTS

The KCCC security electronics upgrade is now complete. The CIP project which lasted almost 2 years to finish, cost an estimated \$5.1 million dollars.

There is a second approved CIP project for Modules A and B restrooms and showers that is scheduled to start at the end of November. The estimated cost of that project is around 2.1 million dollars. That project will make module units ADA and ACA compliant by having a ratio of 8-1 of showers and basins to inmates. The project is projected to take (1) year to complete.

Currently KCCC still needs funds to repair/replace MOD C Dormitory and Kitchen windows and screens which we estimate should cost \$24,000, and replacement of an outdated and deteriorating floor, estimated to cost about \$18,000.

The GTL inmate tablet program for Video Visitation and Programming is almost complete. To date the networking and electrical work that is required to implement the program has started and should be finished by the end of the year. The system boasts increased efficiency for staff where inmates are moved less often while also creating more



opportunities for inmates to connect to their families. It also allows inmates to access educational content as well as law library at the touch of their fingertips.

Another one of our projects is a new phone system which will involve overhauling our old antiquated system and replacing it with new cabling, installation, and phone equipment. We are waiting for a response from Hawaiian Telcom. As far as PSD and KCCC, we have everything in place to start the project. KCCC will continue to pay for the monthly telephone charges.

This new system will allow KCCC to have a working phone system that will be able to receive and transfer voicemail, thereby creating an efficient and productive work environment, which has been a source of a lot of frustration at the facility.

## **TYPES OF PROGRAMS AND SERVICES**

The Lifetime Stand (LTS) – a program devised by the Warden of KCCC has been this facility's saving grace. The program is the hub of where the majority of our rehabilitation services exist. It provides a structured approach reminiscent of paramilitary style training, along with GED education courses, substance abuse classes, alternatives to violence, cognitive skills, church services, facility work lines, extended furlough, and community service and outreach.

The program works in 4 phases, with each phase increasing in privilege with an end goal of reintegration via Extended Furlough and or Parole.

The Lifetime Stand Program stresses balance and working through personal thinking errors and focuses on honesty, compassion, and discipline. The core function is to assist inmates to relearn discipline, teach perseverance, work ethic, and personal responsibility.

The facility also uses part of the land to grow vegetables for consumption. The LTS farm as it is referred to, is maintained by the inmates who participate in the LTS. The products are harvested and used by KCCC's food service unit.

## **LOOKING AHEAD**

KCCC faces the same facility challenges that all prisons face in society today. Those challenges range from prison overcrowding, workplace morale, low job performance, a depleted infrastructure, budget constraints, and an increase of drug offenders and mental health cases. Due to current social and economic changes KCCC now has a prison population that is more diverse. No longer is it made up of only the uneducated and unemployed social misfits. They include the college educated, they are business owners, they attend church, they are made of people you would least expect to end up in prison; and they know their rights.

Overcrowding has always been the major priority. However, the coronavirus pandemic has shifted the facility's focus to new challenges and continued adaptation to operational and procedural changes. Numerous preventative measures have been imposed which include prohibiting visitors from entering the grounds, implementing temperature checks for staff, inmates, and vendors, and the use of virtual video for court hearings and visits in lieu of live. Housing of inmates has been radically amended as quarantine rooms must be designated within the cramped facility. Both inmates and staff have had to adapt to suspension of visits, programs, volunteers, community service, work release, and furlough. Because of the pandemic, KCCC's focus as prison officials has shifted away from


normal population management concerns and is now centered on maintaining the health and safety of those in custody and of the staff. This is being done by quarantining of new admits, inmates with symptoms, and appropriate use of PPE, masks, sanitation/sanitization, stressing good hygiene, and educating both inmate and staff regarding Covid-19.

The COVID outbreak in August of this year was extremely daunting; much of the inmate population had become infected, not to mention staff that tested positive and had to quarantine. Additionally, the amount of chronological documentation from the point of the first infection, to contact tracing, test results, cleaning schedules, quarantine, etc. and continuous movements in an already overpopulated facility is nothing short of overwhelming. KCCC understands that COVID may enter the facility again, and remains steadfast in assuring that everything is being done, within ability, to keep it at bay. Needless to say, this has been the correctional system's greatest test.

For almost 30 years, KCCC maintained faith that a relocation would happen due to a dilapidated facility infrastructure, overcrowding, and now the pandemic. There have been numerous proposals and potential locations which have come and gone. PSD continues to pursue relocation options for KCCC, but it is difficult given the limited available land on Kauai.

Regardless, KCCC remains one of the best facilities in the State in terms of institutional climate and safety. Incidents resulting in staff injury are rare. Over 70% of the entire population is amenable to programming, either in the Lifetime Stand or the Module Program (located in the main building). The Warden continues to meet with programmed inmates every day, a practice that began as far back as 1992. Staff continue to work closely with the entire inmate population, addressing concerns, and mediating conflicts and problems. A strong two-way trust and cooperative relationship is the essence of KCCC's uniqueness. This is vital since the prison population is changing rapidly, made up of an increasing number of out-of-state, homeless, special needs inmates with an array of serious psychiatric and medical conditions.

After almost 30 years, the facility warden will be retiring on December 1st. He has been the heart and soul of this facility and is the reason behind the family culture at this facility. He has truly demonstrated a new way in corrections, and the hope is that whoever steps in to fill his shoes will continue his iconic legacy.



**Pictured: Neal Wagatsuma  
KCCC Warden**

# Maui Community Correctional Center



## Message from the Warden



**Pictured: Deborah Taylor  
MCCC Warden**

This past year has been pivotal for Maui Community Correctional Center. During 2021, we have navigated another COVID-19 challenge and continue to respond to the needs of our inmates in ways that allow staff to act quickly and efficiently. No one anticipated the second year of the COVID-19 pandemic and the ways in which it would directly impact our operation and staff morale.

I want to express my deepest gratitude to every MCCC staff member and recognize each of you for all your hard work and dedication over this past year. Your innovation, and continued service have made a positive impact on our jail. I believe the upcoming year will bring positive change to MCCC, including much needed upgrades to the overall correctional operations.

Continue to be vigilant and aware of what is occurring within the walls of MCCC. The culture inside MCCC reflects who we are as a community. It also helps us to understand how to better serve and support each other as staff.

Please continue to be safe and take care of yourself and your loved ones. May 2022 be a great year for all of us.

## Maui Community Correctional Center

The Maui Community Correctional Center (MCCC) was built in 1978 to house 24 Inmates. Additional buildings were constructed in 1986, 1992, and 1996 to expand its bed space capacity and facility footprint. These five structures are situated on approximately seven acres in Wailuku, Maui.

MCCC is the only correctional facility serving Maui County which includes the islands of Molokai and Lanai. MCCC incarcerates male and female jail inmates while they are awaiting adjudication and provides reentry programming for prison inmates returning to the Maui community. MCCC's average inmate headcount during FY 2021 is 310.

A variety of programs are currently offered to inmates at MCCC that include Adult Basic Education (ABE), GED, Parenting, Mentoring, Substance Abuse Aftercare (referred to as Continuing Care), Domestic Violence/Anger Control groups, NA & AA meetings, Pre-employment training, Yoga, and Religious programs. Vocational related classes are sometimes available in the culinary and construction fields. A special emphasis is placed on sequentially phasing sentenced felons back into the community through furlough programs, i.e., work, education, and extended. These prison inmates are supervised and guided towards maintaining a pro-social lifestyle through their completion of recommended programs and resocialization activities.



# Maui Community Correctional Center

**Education Services**—The Education Section (ES) at MCCC offers inmates tools and strategies that can help them stay out of jail upon release. MCCC offer classes where inmates can work toward a high school diploma if they do not have one, or they can continue classes at other facilities in the PSD system or at Maui School for Adults upon release. ES also offers courses for inmates with diplomas and will customize classes for students who want additional training in their


profession. ES has courses for those who want to improve their skills in math, writing or science.

When funds and circumstances allow it, MCCC has classes in partnership with Maui College, open to qualified inmates on community custody status. Past courses have included culinary arts courses taught by professional chefs, and building technology courses given by a collection of licensed contractors.

This year MCCC has upgraded much of the technology in the Education Department. The network has been upgraded to a high-speed fiber optic connection from Hawaiian Tel. There is an interactive Smart Board and a new server from Acellus. Classes such as Computer Animation will be offered on a new platform called Canvas. MCCC looks forward to using the new technology to bring learning opportunities to the population they serve.



**Pictured: Matt Gleason  
Education Services**



**Pictured: Dan Tomchak  
Education Services**

**Food Services Unit**—Strategic planning and contingency planning were essential during FY 2021. Continuing to adapt to changes brought on by the global pandemic, significant work occurred in the Food Services over the past year to ensure quality service was delivered. Food costs increased 9% percent in response to the increase in inmate population and food costs. The strategic ordering was complex and well managed. Meeting the nutritional needs of an increased population and forecasting produce, meat, and dry goods orders required careful planning and intentional budgeting. Orders needed to be placed to meet the nutritional needs of the inmate population two months at a time. Preplanning and anticipating needs were critical as bulk meats, dry goods, rice, and cereal were not readily available and would take two months for the order to arrive. This differed from the availability of bread and produce which could be increased with short notice. The Food Services Department employs three (3) staff per shift but is often staffed at 56%. Because of this, overtime has increased to secure an additional staff person. Even though there was a significant reduction of staff, meals were prepared at a rate of three (3) meals per day for total of 414,072 meals. The working conditions in which the meals were prepared have improved.

Throughout the year, inspections and general maintenance identified leaks in various areas of the kitchen. These were addressed, immediately, by MCCC's dedicated maintenance team. In addition, prep sink drains were diverted to ensure proper drainage and address issues of overflow. Recognizing the health and safety risks, the maintenance department responded to each concern with ingenuity and creativity. These repairs improved the working conditions of the kitchen and

addressed issues of sanitation and safety.

An Annual Food Service Audit was conducted by a State of Hawaii, Food Safety Auditor. The auditor commended MCCC's Food Services Manager for having a clean kitchen facility. This commendation resulted in attaining a high rating on the food safety audit report.

In response to the COVID-19 pandemic, safeguards were implemented to mitigate risks associated with kitchen safety, food preparation, and food safety. All staff were provided personal protective equipment (PPE) and trained on COVID-19 prevention practices and food safety. Staff engaged in aggressive action of cleaning and sanitizing all areas in the kitchen. Signage was posted, mandating wearing face masks/coverings and social distancing in compliance with CDC, PSD/State, and County guidelines. In addition, all employees were subject to mandatory screening process to enter the facility each day prior to attending work. If staff reported COVID-19 symptoms, procedures were followed as outlined in the Pandemic Response Plan. All visitors, including delivery drivers were required to wear masks/face coverings and to follow social distancing protocols. Regular communications occurred in the form of mandatory meetings and written memos to ensure staff were kept abreast of expectations, improvements, and updates on progress. This communication plan has been effective during this critical time as it has provided a consistent pathway to transmit vital information to staff.



**Pictured: Alan Cabebe  
Institutional Food Services  
Manager**

In planning for FY 2022, safety measures, communication protocols, and contingency planning will continue to ensure the safety and productivity of the Food Services Department staff.

**Offender Services—** Pre-COVID, a variety of programs were offered to both male and female jail/prison inmates at the MCCC. They included: Adult Basic Education (ABE) and testing, Parenting, Mentoring, Domestic Violence/Anger Control groups, NA and AA Meetings, Pre-employment training, Yoga, Hepatitis testing and education and other religious and cultural programs. We had the privilege of accommodating periodic guest speakers to give presentations related to addressing substance abuse, trauma, and other life challenges to inspire positive motivation for change. Vocational classes in the culinary arts and construction fields were also scheduled when available. A special emphasis was placed on reentry efforts to assist inmates reintegrating back into the community after incarceration. Furlough privileges were available to certain prison inmates through the sequential phasing process. Work, education, resocialization, and extended furloughs have been possible options. These inmates were supervised and guided towards establishing and maintaining a pro-social lifestyle through their completion of recommended programs and development of job skills.

To address COVID health considerations, operations and programs are expanding slowly in order to maintain a safe and healthy environment for all involved. Classroom space is limited, and social distancing further reduces group capacity, but we endeavor to push through these challenges and provide program access as allowable.

To accomplish inmate reentry goals and facilitate their community reintegration success, MCCC collaborates with multiple community agencies and organizations outside of the Department of Public Safety to provide resource assistance. These agencies and organizations have included: Malama I Ke Ola Health Center, the Division of Vocational Rehabilitation, the Social Security Administration (SSA), the Department of Health (DOH), Maui Immigration Services, the Adult Mental Health Division (AMHD), the Maui Police Department (MPD), Mental Health Kokua (MHK), Maui Economic Opportunity (MEO), Child and Family Services (CFS), the Neighborhood Place of Wailuku, Aloha House, Parents and Children Together (PACT), the Judiciary, Adult Client Ser-

# Maui Community Correctional Center

vices (ACS), the University of Hawaii Maui College (UHMC), Mental Health America, the Queen Liliuokalani Children's Center (QLCC), the Department of Hawaiian Homelands (DHHL), Bank of Hawaii, the Department of Human Services (DHS), the Community Assistance Center, the Maui AIDS Foundation, Habilitat, the Ka Hale A Ke Ola Homeless Resource Center, the New Leaf Ranch, Counseling Alternatives for Recovery Maintenance (CARM) and many others.

The Judiciary's Maui/Moloka'i Drug Court program provides intensive supervision and treatment for non-violent class "B" and "C" felony offenders *residing on Maui and Moloka'i*. For nearly 20 years, MCCC has collaborated with the Judiciary and provided the only in-facility component of any Drug Court program in the State of Hawai'i. *Since October 2001, about 70% of clients admitted into Drug Court start participation through the in-facility component offered at MCCC.* Since the inception of the Maui/Moloka'i Drug Court program in August 2000, only 14.8% of all Maui/Moloka'i Drug Court graduates have been reconvicted of new felony offenses within 3 years of their graduation date.



The suspension of in-facility treatment services during the beginning of the COVID pandemic resulted in the development of an alternate treatment approach for the Drug Court inmates. The in-facility program at MCCC could work with up to 12 women and up to 20 men. The alternate in-custody treatment would only invite 2 women and 8 men from MCCC to the Aloha House residential campus for treatment activities on a smaller scale compared to the activities at MCCC. By the end of June 2020, the alternate treatment program at the residential campus will have 10 released inmates involved in treatment.

**Health Care Services—** Mobile Patient Evaluations were adapted for sick call requests and basic treatments. This change was initially in response to a corrections staff shortage. Limited staff made it challenging to move patients to the medical unit. With mobile evaluations, patients are seen within, or just outside of, their housing unit. This ensures the timeliness of patient care, and keeps staff safe. Measures are taken to protect patient confidentiality during the visit.



Limiting movement of patients throughout the facility is also part of our preparedness efforts to prevent the spread of COVID19.

With mobile patient evaluations, sick call requests are addressed within 24 hours. This timeline exceeds policy compliance indicators, and has resulted in greater patient satisfaction with health care services. By quickly addressing patient concerns in sick call, quality of care and health outcomes improve.

Telehealth was implemented as a temporary measure in response to the COVID19 pandemic. Telehealth allows providers to evaluate and treat patients from a safe distance. There were also travel restrictions that prevented providers from flying to Maui for clinic. Telehealth provided a means for providers to connect with patients, without a delay or lapse in care. It is possible that we will continue to see telehealth clinics for months to come, especially if a second wave of COVID is predicted.

The CDC estimates that 1 in 7 inmates have Hepatitis C. MCCC Health Care Services is focused on offering Hepatitis C testing to all inmates on admission, and with physical exams. MCCC also partnered with the Maui Aids Foundation to offer Hepatitis C education, preventive practices, and testing. Most recently, two inmates were approved for Hepatitis C treatment.





## Maui Community Correctional Center

COVID-19: Through education, screening, social distancing, sanitation, and testing, MCCC is working hard to mitigate spread of COVID-19. MCCC continues to implement precautionary measures, even as the community opens to normal practices. The staff are working closely with the Department of Health Epidemiology Branch and Clinical Labs of Hawaii to ensure testing and best practices are followed. Keeping MCCC free from COVID19 is a top priority now, and into the future. The Health Care Division and MCCC have ordered supply in preparation for continued infection control. The facility has adequate supply of surgical and N95 masks, gowns, face shields, and gloves. MCCC has developed a plan for quarantine and isolation of COVID19 patients within the facility and has a certified contract tracer on-site.

**Business Services**— The Department of Public Safety Fiscal Department knew that FY21 was going to be very challenging. Due to COVID, the legislature cut funding to programs, payroll and operations. Since this was going to affect the entire department, MCCC knew that it would be tough finding any extra money if needed. On top of this, work comp expenses were consuming 51% of MCCC's operating budget.

MCCC's shining light was the fact that at the end of FY20, they knew this was coming and were able to stock up on supplies to get through a couple months of the new fiscal year and cut the new budget down to absolute necessities. MCCC was also able to encumber a sizable amount of payroll to help with the increased overtime costs. With Warden Taylor's oversight, and adherence to the new budget, MCCC reached the halfway point with all bills current. This was short lived, however, as MCCC was hit with several big maintenance bills for the aging facility. The 3<sup>rd</sup> quarter was tough but the facility managed to finish the quarter over budget but within a comfortable range. The 4<sup>th</sup> quarter fluctuated from a budget perspective. MCCC experienced approximately 30% savings on electric with the newly-installed air handler, which help offset other expenses. MCCC also saw a reduction in work comp expenses. But in May, payroll increased for various reasons. In May 2021 MCCC put together a proposal and was able to secure enough extra funding to finish the year with all bills current.





# Oahu Community Correctional Center



The Oahu Community Correctional Center (OCCC) opened its doors in 1975, after a face-lift and a name change (from Oahu Prison) with the bed capacity of 628 inmates. OCCC was originally designed to house both pretrial detainees and sentenced felons. At the time, OCCC was considered a jail as well as the primary prison for the state. By the late 1990s, OCCC's population increased upward of 1,400. Today, OCCC continues to be the largest jail in the State of Hawaii. OCCC still houses dual populations of pretrial detainees (male and female offenders) and sentenced male felons. The COVID-19 pandemic critically affected OCCC. By the end of FY2021, OCCC had 890 inmates and coordinated to house an additional 17 inmates (16 males, 1 female) at the Federal Detention Center (FDC). The COVID-19 pandemic lead OCCC to implement additional health, safety and sanitary measures that greatly decreased Community Based Section (CBS) numbers. During the FY2021, the Community Based Section (CBS) transitioned 59 offenders from other facilities to the Work Furlough Program [Laumaka Work Furlough Center (LWFC)/Module 20] and 91 offenders were granted parole from the LWFC.

OCCC continued to afford programming for offenders. This included a structured and enhanced Mental Health treatment living units for both male and female pre-trial offenders. OCCC programs made available and provided to offenders included:

- 19 Educational classes with approximately 225 offender participants
- 35 Volunteer programs with over 600 offender participants
- 35 Religious programs with over 600 offender participants
- Total of 1,248 Volunteer hours valued at \$29,403.00 were logged.

Other in-house programs include opportunities for the offenders to learn and/or obtain on-the-job training and needed skills in areas such as food services, building maintenance, construction, automotive maintenance and repairs, grounds keeping, laundry, education, and library services.

The CBS Furlough Program (LWFC/M20) bed space was increased from 96 to 216. The Community Service Work lines was discontinued at OCCC. The Waiawa Facility is now providing this service to the community. It continues to be productive and successful.

In FY2011, OCCC in conjunction with the Department of Veteran Affairs (VA) in

# Oahu Community Correctional Center



developing a process to connect the incarcerated veterans with the VA for services related benefits. The goal is to reduce the recidivism percentage rate of incarcerated veterans and prepare them for life after release.

Through collaboration with the Department of Public Safety, the Department of Accounting and General Services and Consultant-NORESCO an energy savings performance contract was agreed upon. The initiative started OCCC to become an energy efficient facility. The energy savings initiative has been completed. Operationally, OCCC is a much more energy efficient facility.

The positive effects range from:

- Reduce Hawaii's dependency on imported fossil fuel and associated greenhouse gas emission.
- Increase energy efficiency and building performance with the goal of reducing energy usage and demand to accelerate reducing life cycle cost of building maintenance, equipment service life, water use and solid waste generation, and to address the deferred repair and maintenance backlog of projects without Capital Improvement Projects funding.

In FY2017, OCCC's parking lot had a major face-lift due to the dilapidated conditions and to address safety concerns.

In May 2018, OCCC Business Office was relocated next to the Main Entrance. Basic financial transactions with the public and inmates are now conducted outside the security perimeter fence line. This assists in minimizing the introduction of contraband and foot traffic within the security perimeter and to better service the public.

In FY2019, OCCC Facility Operations is mandated to be in compliance to provide for the well-being and humane treatment for detainees, uniform and non-uniform staff. OCCC Facility Operations strives to provide a safe, sanitization, health, and secure environment. The previous equipment that supported our HVAC/Hot water systems are archaic and obsolete, which makes it costly and difficult to maintain and is not meeting OCCC's current needs. We are replacing the equipment with an updated system, more energy efficient and most cost effective.

In FY2019, OCCC had completed the following Capital Improvements Projects:

- Electrical Infrastructure System Repairs & Improvement, DAGS No. 12-27-5656, Finished date: 6/4/2019;

# Oahu Community Correctional Center



- OCCC Hot Water System Replacement, DAGS No. 12-27-5693, Settlement date: 4/10/2019.

In FY2020, OCCC completed only one Capital Improvement Project: Razor Wire Fencing and Holding Unit Stairway Replacement, DAGS No. 12-27-5694, Project Acceptance date: 2/20/2020. The other project, Security Systems Repairs and Improvements, Phase I, DAGS No. 12-27-5655 was scheduled to be completed, however, was temporarily put on hold due to COVID 19.

In FY2021, the following OCCC Capital Improvement Projects have been completed although documentation reports from DAGS have not been received:

- DAGS No. 12-27-5655 Security Systems Repairs & Improvements. Construction is 100% complete 11/30/20.
- DAGS No. 12-27-5670 Replace A/C Chiller No: 1. Construction 100% complete. Project closed 11/12/19.
- DAGS No. 12-27-5692 Emergency Generator Systems Replacement & Related Improvements Construction on going and expected to be complete by late Jan. 2021.



# Halawa Correctional Facility



The Halawa Correctional Facility (HCF) is comprised of two separate and distinct buildings: The Special Needs Facility and the Medium Security Facility.

The Special Needs Facility was the former City and County Jail, which originally opened in 1961 and was transferred to the State in 1975. It houses new Reception, Assessment and Diagnostic Unit (RAD) custody inmates, inmates who require protective custody, Classified Pre-trial MAX type custodies, and inmates with severe and chronic mental illness that preclude them from being placed in the general population.



The Medium Security Facility opened in 1987 and is the largest correctional facility in Hawaii's correctional system. It houses male sentenced felons, sentenced misdemeanants with consecutive terms and pretrial maximum custody inmates. Two very large-scale Improvement Projects are underway in the Medium Security Facility. One is an upgrade and replacement of the cooling tower infrastructure replacements. Modules 1 through 7 installation of GTL tablets for offender use in their assigned housing units. Replacement of windows at the gym. Replacement of windows and installation of air condition in the offender dining halls. (See next page)



# Halawa Correctional Facility





# Halawa Correctional Facility

Halawa offers and encourages the returning citizen to participate in a broad range of programs inclusive of education / vocational classes, substance abuse and sex offender treatment services, religious and leisure time activities.



Available are Adult Basic Education classes in Reading, Writing, Math and Science, GED Prep program, GED testing, Brain Gym and Independent Studies for the individuals who are interested in college level courses. Also, selected inmates are enrolled in Chaminade college courses provided online.



# Halawa Correctional Facility



Technical and Career programs such as Office Worker Business Applications, Explorations, Workplace and Practical Money Skills, Forklift Training and Certification, Serve Safe and Culinary classes, OSHA Basic Safety Training and Stress Management, prepare participants to enter the workforce with the tools and skills needed to make good work related decisions helping to build successful careers.

Transformation, Toastmasters and Father Read are self-improvement workshops offered to enable individuals to re-think various viewpoints of life, enhance and improve public speaking, and encourage re-connecting with families.

Approximately 200 inmates are employed in facility operations, food service, recreation, correctional industries and module / living unit work lines.



The Halawa Residency Section has the largest case management team in the Department. The Unit Team Managers are in charge of their housing units. The RAD Unit of Residency is responsible for starting the incarceration process for new incoming sentenced felons at Halawa.

This process includes an initial custody classification that determines the inmate's custody level and restricts or enhances movement within the facility and an Initial Prescriptive Plan. Research for the plan includes gathering information from the offender's criminal history, Pre-Sentence Investigation Report and current information in the institutional file. A comprehensive risk assessment called the LSI-R is completed to determine criminal behaviors, attitudes and readiness for change. Program recommendations are made for each individual to implement during their incarceration. When qualifying programs are completed, transfer to a minimum custody facility is allowed and then on to



# Halawa Correctional Facility

the appropriate work furlough program for a guided transition back into the community. It is the hope of Residency staff that each individual leaves prison better prepared to embrace life within the limits of the law.

Residency staff, along with the Department's Re-Entry Office and the Social Security Administration at Kapolei, work to assist returning citizens with acquiring Birth Certificates, Social Security Cards, Social Security Benefits, Supplemental Security Income, Medical Assistance and Supplemental Nutrition Assistance prior to release.

The HCF continues to address population and capacity concerns by transferring inmates to Furlough Programs statewide, the Waiawa Correctional Facility, and to contract out of state facilities. As in the past, this is done in varying numbers throughout the fiscal year.





# Waiawa Correctional Facility



The Waiawa Correctional Facility (WCF) is a minimum-security facility that can house up to 334 adult male sentenced felons. The facility, located between the Ko'olau and Waianae Mountain Ranges in Central Oahu, was formerly a military installation that was activated after the attack on Pearl Harbor. In 1985, the State of Hawaii initiated the process to acquire this 192-acre parcel from the federal government through a Quit Claim Deed for a period of thirty (30) years at which time the state will assume full ownership of the property. As part of the deed, the state is required to have all offenders housed at WCF to actively participate in educational programs and work lines. As of July 7, 2015 the state has assumed full ownership of the property.



Programs at WCF include, but are not limited to, substance abuse treatment (KASHBOX Therapeutic Community and outpatient programming); education (G.E.D. Adult Basic Education, Culinary Arts in conjunction with Leeward Community College, Masonry in conjunction with the Mason's Union Apprenticeship Program, Life Skills); Programs such as Library Services, Religious, Parenting, SKIP/SPAFT; work lines (Food Services Education, Administration, Landscaping/Grounds Keeping, Farming, Hydroponics, Aquaponics, Auto Mechanics, Facility Operations, Store, Building Maintenance and Construction and Community Services). Inside and outside classroom learning provides an excellent opportunity for social learning and modeling of good work ethics and interpersonal skills. Since January 2021, over 650 inmates went through classes.

Those who have the opportunity to participate in the Community Service Work line have a chance to actually work in the community and network with those they come in contact with. In



# Waiawa Correctional Facility

the last year, the Community Service Work line has done work for various agencies such as the Department of Education, the Attorney General's Office, Waipahu Community Cultural Center, Honolulu City and County Refuse and Sewer Divisions, He'eia Wetlands and the State Capitol. Their work has saved these agencies over \$200,000 in labor costs. Many learn a trade while working on facility work lines. Over the last year, approximately 300 inmates worked on our various work lines. WCF creates a learning environment for the offenders that provides them with a sense of ownership, accomplishment and pride.



The 8-acre farm and hydroponics areas have one supervisor and 25 inmates working there. They cultivate 2,000 to 3,000+ pounds of produce per week. The farm routinely harvests over 10,000+ pounds per month which it shares with other facilities. The hydroponics plants average 1,800 pounds of produce every month. A third hydroponics plant is currently being constructed. Waiawa has three aquaponics plants and is in the process of completing four more for a total of seven. This year the aquaponics produced 1,200 pounds of sunfish. The aquaponics plants operate in harmony with the hydroponics plants. The water from the fish tanks run through the hydroponics plants helping to fertilize them.

The WCF will continue to provide offenders with appropriate rehabilitative programs and an environment conducive for their continual progress. WCF seeks to work with the individual as a whole with the hope that the individual will possess better coping, employment, family and life skills as they return to the community.





# Kulani Correctional Facility



Kulani Correctional Facility (KCF) is a 200-bed minimum security prison located on the slope of Mauna Loa, approximately 20 miles southeast of Hilo on the Big Island of Hawaii. The facility sits on 20 of the 6,600 acres of the Kulani property, belonging to the Pu'u Maka'ala Natural Area Reserve, which is managed by the Department of Land and Natural Resources (DLNR) Division of Forestry and Wildlife.

The reopening of KCF in July 2014 was part of Governor Neil Abercrombie's Justice Reinvestment Initiative, which aimed to reverse crime while bringing inmates housed on the mainland

back to the Hawaiian Islands.

Ending June 30, 2021, KCF employed 52 Adult Corrections Officers, and 18 civilian staff. Inmate population consisted of 136 minimum and community custody inmates who were housed in seven dormitories. The maximum capacity of KCF is approximately 200 inmates. The main compound where inmates reside, and work consists of 20 acres.

KCF offender programs include Sex Offender Treatment, Substance Abuse 2.0 and 2.5, and G.E.D. and Educational and Vocational training classes. KCF had four (4) GED graduates ending June 30, 2021.


Through a partnership with Hawaii Community College, Office of Continuing Education & Training (OCET), KCF offered an Agriculture / Horticulture Program, Facility Maintenance Program, and Hale Mua 'O Kulani Hawaiian Culture Program.



The Agriculture / Horticulture program helps inmates develop essential work skills, while providing fresh hydroponic and greenhouse produce to the facility. The certification program and vocational training at HCC has gained traction for inmate employment within the Hawaii Agriculture Sector during their transition. At least three (3) graduates from every class have expressed an interest in continuing education at the community college level and work towards a 2-year degree. The operational factors for the Agriculture/Horticulture program at KCF includes harvesting, pest/rodent and weed management, water quality, collection repair and efficient irrigation distribution, chicken flock and cage health, breeding and feed management and installing new crops for the next season



(s). Produce that are grown on the facility in hydroponic systems are Swiss Chard, Watercress, Bok Choi, Tomato, Eggplant and Peppers. Produce that are grown in the greenhouses on the facility are Kale, Peas, Won Bok, Broccoli, Cucumbers, String Beans, Zucchini, Radish, Head Cabbage and Beats. Inmates at KCF are also managing the poultry on the facility grounds which also brings fresh eggs to the kitchen.



# Kulani Correctional Facility

Foundational Skills classes such as Transitional Skills and Employment Skills and Career Assessment were also offered. Agriculture and Foundational Skills' Certificates of Completion can be submitted to the Hawaii Community College when enrolling for courses and the associated credits will be applied.

The Facility Maintenance Program covers the techniques and principles of basic maintenance and repair work required for the facilities maintenance field such as carpentry, electrical, and plumbing. Last year a small engine repair class was added. Basic Computer Skills and a Four-Hour Forklift Operator Training are also offered. Participants received Workforce Development Certificates for completion of each of these modules.



College Classes offered at KCF during COVID-19:

- Sustainable Food Production & GAP
- Greenhouse Construction
- Construction Trade—Carpentry
- Construction Trade— Plumbing
- Construction Trade— Electrical
- Re-Entry (1-5)
- Computer Basics

Educational Classes offered at KCF:

- ABE Mathematics 3/4
- ABE Reading & Writing 3/4
- Cashflow 101
- Cognitive Skills—T4C
- DL GED Academy HS Lesson Review
- DL GED Mathematics 2 & 3
- PL Plato GED
- DL GED Academy Reading and Writing 2
- English as a Second Language
- Foreign Language (Chinese, Japanese, Spanish)
- Keyboarding
- Key Train Math
- Reading Horizons
- TABE Academy Reading and Writing
- TABE Testing
- GED Testing





# Kulani Correctional Facility

KCF Law Library continues to be active all year with at least 3-4 inmates attending 2-3 morning sessions every week. The area of concentration is Hawaii Paroling Authority documents and law kiosk search for evidence supporting the Rule 40 Post-Conviction Proceedings. Our kiosks are updated quarterly, and we have recently received a new Parole Handbook which is gaining popularity, the first new handbook since 1989.

In the Recreational Library, the use of check out/in bookmarks has increased efficiency at the circulation desk which expedites the check out and return process and causes fewer confrontations with patrons about the books that they have checked out. This process provides for fewer mistakes in a very busy library which checks out 600-1000 resources monthly. The Library Work Line has streamlined the processing workroom this year which helps with the efficiency of processing new materials. This is important because there was a large Barnes & Noble order early in the year. The work line also concentrates on sanitizing the entire Library and Law Library daily due to Covid 19.

In the Recreational Library, the use of check out/in bookmarks has increased efficiency at the circulation desk which expedites the check out and return process and causes fewer confrontations with patrons about the books that they have checked out. This process provides for fewer mistakes in a very busy library which checks out 600-1000 resources monthly. The Library Work Line has streamlined the processing workroom this year which helps with the efficiency of processing new materials. This is important because there was a large Barnes & Noble order early in the year. The work line also concentrates on sanitizing the entire Library and Law Library daily due to COVID-19.



Our mission representing Kulani Correctional Facility's Recreation Department is to create an engaging environment that offers opportunities for self-growth and personal development. We accomplish this goal through the development of diverse services and programs that promote positive interactions and encourage participation during these unprecedented times of Covid-19.

At Kulani Correctional Facility, we have identified a plethora of activities that are Covid-19 friendly and in adherence to the sanitation standards set forth by the CDC. These activities have enriched the offender population by challenging their cognitive and physical development as well as reduce the idle time whilst in custody. Examples of these events and activities include competitions, art contests, puzzles, music appreciation and expression, and much more. In addition, musical instruments (i.e., acoustic guitars, ukuleles, percussion instruments) are available for use during recreation time (e.g., Tuesday/Friday – weather permitting). These musical opportunities allow for our male population to creatively express themselves and unwind.

Lastly, to the events and activities afforded at KCF, our recreation specialist manages a Barber-shop Work Line which allows inmates an opportunity to stay clean cut. Hygiene is paramount, especially in areas such as our facility kitchen.

Work lines also play a big role in offering inmates' valuable hands-on work skills. Some of the KCF work lines include janitorial, utility, and food services.

KCF has a community service work line that provides landscape maintenance at the Pana'ewa Zoo several times a month and has volunteered as a Community Service Workline at the Hilo YMC, which unfortunately at this time, is suspended due to COVID-19. Currently, our Orientation



# Kulani Correctional Facility

Workline ACO is responsible for assisting and processing new arrivals to the facility and overseeing the testing of inmates after their quarantine is complete for them to conduct their safety classes to begin their work on the facility grounds. The facility also has a daily community conservation work line that assists DLNR staff with projects in the Pu'u Maka'ala Natural Area Reserve.

KCF Hawaii Correctional Industries (HCI) allows inmates to strengthen their work skills and earn wages via contracts and agreements with our Department and other state agencies. KCF HCI employs inmates through an in-facility production plant and has started an outside work maintenance crew.

The goal is to have all KCF inmates working, attending their required programs and extracurricular educational and training classes. KCF strives to facilitate a safe working environment to prepare inmates for furlough and re-entry into local communities. KCF maintains liaison with the Hawaii Community Correction Center Branch and other public and private agencies and groups to facilitate facility operations, programs, and services, and continues in its efforts to build strong public relations.

The Kulani Correctional Facility has built relations with the Alala Restoration Project, who use acreage around the facility to reintroduce Hawai'i's native crow to the wild. They bring in forest builders who spread seeds of our native forest plants to help revitalize and restore our beautiful Hawaiian forests. These birds are native to Hawai'i and can't be found anywhere else on earth.

Conservation agencies across Hawai'i Island have been working tirelessly for many years to protect and restore Hawaiian Forests that the Alala can call home and one of them surrounds KCF. They are moving forward with planning releases for sites elsewhere in Hawaii.



The Kulani Correctional Facility is the home to many Nēnē Goose, our state bird. We are part of collaborative conservation efforts among federal, state, non-governmental organizations, and local partners which brought the nēnē one step closer to recovery. In December of 2019, the U.S. Fish and Wildlife Service down listed the nēnē from endangered to threatened under the Endangered Species Act (ESA). Establishing a healthy population of nēnē in Hawaii requires flexibility, support, and partnership with conservation managers to help maintain nēnē populations.



Kulani Correctional Facility also helps to ensure that NEON (National Ecological Observatory Network; a project operated by Battelle and funded by the National Science Foundation) can collect and provide open data from the field site that is located around our facility



# Kulani Correctional Facility



**neon**  
Operated by Battelle

grounds to characterize and quantify how our nation's ecosystems are changing. The data that is collected here in Hawaii and across the nation will contribute to a better understanding and more accurate forecasting of how human activities impact the environment and how our society can more effectively address critical ecological questions and issues. The field sites that were chosen are strategically selected to represent different regions of vegetation, landforms, climate, and ecosystem performance. In addition to data, samples, and educational resources, NEON also serves as an infrastructure for Principal Investigator-driven research to advance understanding of ecological processes.

Kulani Correctional Facility is currently undergoing a few large CIP projects to improve the operation of the facility. Updated perimeter lighting for the facility, and the installation of a camera system.

The KCF Water System is undergoing review. KCF relies on its existing Rainfall catchment basin and butyl/reservoir, supplemented by hauling water. Other additional water sources are under consultation.

The garage at Kulani Correctional Facility was wrecked during a hurricane in late 2018, we are still currently working on repairing the garage.





# Women's Community Correctional Center



The Women's Community Correctional Center (WCCC) is the only all female facility in Hawaii, providing for the care and custody of female sentenced felons. WCCC provides for a wide range of services including medical and mental health, diagnostic evaluations, counseling, work opportunity, education, Substance Abuse Treatment, community services and resocialization/work furlough privileges.

The facility is comprised of four (4) structures; Olomana, Kaala, Maunawili and Ahiki Cottages. Every cottage operates in accordance with specific program and classification levels. The facility is operated on the foundation of a Trauma Informed Care. The Trauma Informed Care Initiative (TICI) in partnership with PSD Mental Health, University of Hawaii Social Science Research Institute and funded by the Office of Hawaiian Affairs (OHA), Hawaii State Mental Health Transformation State Incentive Grant (MHT SIG) project and the National Center for Trauma-Informed Care (NCTIC). A trauma informed framework is one way to create a supportive & comprehensively integrated environment that provides opportunities for many to contribute what they have for a common goal. This also creates an appropriate environment for understanding some of the core issues at the root of an offender's beliefs and behaviors. In a snapshot, trauma-informed care can best be defined and described through the acronym SPACE.

**S = Staff and Offender Training – annually and consistent**  
**P = Programs – Interconnect of varying modalities.**  
**A = Administration – Set values and attitude tone for staff**  
**C = Case Management – The guiding force**  
**E = Environment – an appreciation for all things.**

The planning of this project to implement trauma-informed care at WCCC was conceptualized by its staff as part of the vision to create a community of change and well-being at WCCC. WCCC staff envisioned WCCC as a place to learn how to live a forgiven life, a place that nurtures change within the individual, family, and community, and serves to reduce recidivism.

By embracing a trauma-informed framework for their efforts to transform the correctional environment into a place of change, the WCCC leadership and staff have added value to the many existing programs at the prison that are helping women recover from trauma, substance abuse issues, and mental health problems. The resources available to women at WCCC include the following:

## **HEALTHCARE**

The WCCC Health Care Unit (HCU) serves the on-site general population as well as the WCCC furloughees (Project Bridge) and inmates who are in contracted furlough beds at Fernhurst YWCA. For the past 11 years the HCU has initiated and sponsored a very helpful, healthful, educational and productive health fair for the women. Aside from the exhibits, brochures and handouts, the inmates were intellectually stimulated with various interactive activities. Some of the notable participants included the Waikiki Health Center, Waimanalo Health Center and Waianae Comprehensive Community Health Center.

Of special consideration and notation, WCCC's HCU once again attained accreditation from the National Commission on Correctional Health Care (NCCHC) in April 2019. This accreditation will last for two years and legitimizes and validates the quality, fortitude and dedicated level of care provided by our health care providers.

## **MENTAL HEALTH UNIT**

WCCC Mental Health staff offers services to all offenders, both in general population and women in the acute mental health population. Services include mental health screening and evaluation, treatment in the form of crisis intervention, therapy, psycho-education, and discharge planning. Women in need of psychiatric services are referred to the psychiatrist consultation and medication management.

WCCC Mental Health staff continue to work with United Self Help with discharge planning for the population. Acute mental health programming includes Thinking Errors which teaches women self-awareness and problem-solving skills by looking at their thoughts, feelings and actions.

## **SUBSTANCE ABUSE TREATMENT**

There are three levels of substance abuse programming available to the women at WCCC: outpatient (ATS), intensive outpatient (RDAP) and a residential/therapeutic community (Hina Mauka-Ke Alaula). These program services include assessment and treatment planning, structured group education, individual counseling and aftercare. The women that participate in substance abuse treatment engage in therapeutic experiences, recovery education, fostering responsibility, accountability and life skills that will empower them to re-enter the community and make healthy and productive choices as drug-free adults.

## **TRANSITIONAL PROGRAMS**

### **Project Bridge**

Project Bridge is a 15 bed work furlough program that is run out of WCCC. While in Project Bridge, the women receive individual counseling, family therapy, and pre-employment counseling through community partners such as Goodwill etc. Those in Project Bridge are able to secure and maintain gainful employment and begin their reintegration back into the community.

### **YWCA Fernhurst—Ka Hale Ho'ala Hou No Na Wahine**

The YWCA is a contracted 14 bed work furlough program for female offenders that is located at the YWCA Fernhurst. While in the YWCA work furlough program, the women

# Women's Community Correctional Center

receive employment readiness and pre-employment assistance through Goodwill and other community partners. They participate in life skills courses (money management, healthy relationships, etc.) and computer classes. In addition the women are required to complete a minimum of eight (8) hours of community service a month.

## **LIBRARY**

The PSD Library Services continues to provide opportunities for the women to participate in the nationally known program "READ TO ME". This program provides incarcerated women an opportunity to reconnect with their children by recording themselves reading children's books on audiotapes. The tapes are screened and then mailed with the books to the children.



In a partnership with Pu'a Foundation and Awaiaulu, PSD Library Services have provided computers for the women to participate in a community-based transcribing program called Ike Ko'o Ko'a. The women are transcribing Hawaiian newspapers written between 1834 and 1948 that have been photocopied. Their transcription is then uploaded into a database maintained by Awaiaulu to be offered on the Internet for research purposes. There are over 60,000 pages that need to be transcribed with about 25 women participating.

## **EDUCATION**

Lack of education and job skills are huge barriers to successful community reentry for women leaving prison. WCCC addresses these needs by providing GED classes, educational classes and a range of vocational training programs. Some of the classes provided through WCCC's education unit include, but are not limited to, Academic and Career Planning, Domestic Violence (Ho'oikai'ka), Flower Arrangement, Microsoft Computer Class, Introduction to College Skills, Keyboarding, Beginning and Advanced Ukulele and Toastmaster's, Women in Need, Lifestyles for Women and Read to Me. Through a partnership with Kapiolani Community College (KCC), several college credited courses in Culinary Arts are offered to the women at WCCC. In order to participate in these courses, students must have their high school diploma or GED.

## **FAITH BASED/CHAPEL**

The women in WCCC are provided with the opportunity to practice their religious beliefs in the Chapel and other locations within the facility during the week. Every effort is made by the facility and facility Chaplain to accommodate the religious needs of the inmate population via group meetings, one-on-one counseling and church services.





# Women's Community Correctional Center



## Total Life Recovery (TLR)

The Total Life Recovery (TLR) program is a voluntary faith-based program that follows the curriculum of the Genesis Process and is operated by trained volunteers from many religious denominations. TLR provides classes in co-dependency, finances, time management, trauma, domestic violence, parenting, social skills, family relationships and career planning.



# Women's Community Correctional Center

## COMMUNITY SERVICES



Photos taken before COVID-19 pandemic

WCCC continues to change the public perception of female offenders through its community work lines. These work lines allow the public to see a rare side of female offenders and provides opportunity for social interaction, which is a positive first step for transition for the women offenders. Through partnership with the Lanikai Kailua Outdoor Circle (LKOC) the women of WCCC provide road and ground maintenance to the following areas in the town of Kailua, Lanikai Beach Park, Pohakupu Park and the Kailua Corridor. In addition with LKOC and Ahahui Malama I Ka Lokahi (AML) the women maintain the following areas of the Kawaiinui Marsh, Ulupo Heiau, Kaha Park, Napohaku. The women have also learned how to build and operate a hydroponics operation. Though small by agricultural standards, the hydroponic set-up is large enough to sustain a constant and weekly supply of hydroponically grown lettuce for five Foodland supermarket chain locations. In addition, they are also learning and experimenting with other produce to try in this sustainable and environmentally friendly set-up. The ladies' horticultural skills are further sharpened and enhanced when their partners from the Garden Club of Honolulu come to the facility with their knowledge and guidance. Their focus is on non-edible, ornamental plants. The Kawaiinui Marsh provides a classroom of flora, fauna and Hawaiian Culture that is taught to the women by AML.

WCCC is further entrenched and committed through community service work line projects at Kapaa Quarry, Lanikai Beach, Saint Stephen's Seminary and through the Waimanalo Community Farming Project (the seminary and farming project are through the Pu'a Foundation), Hui Malama O Ke Kai, Huilua Fishpond, Waimanalo Beach Park, Special Olympics, Punchbowl and Veterans cemeteries, the Department of Forestry (6 locations in Kailua), Ben Parker Elementary, Castle High School, Puohala Elementary, Lanikai Elementary, Ahuimanu Elementary, Kapunahala Elementary, King Intermediate, Kaneohe Elementary, Lanakila Rehab Hospital, St. Francis Hospital and the Honolulu Zoo.

In a similar relationship between WCCC and the Pacific American Foundation (PAF) the women offenders are helping to restore the Waikalua Loko fishpond in Kaneohe Bay. PAF has provided cultural educational opportunities about the fishpond to the women offenders and their children by hosting an event that brought the two together.



# Women's Community Correctional Center

## ENVIRONMENT

Prisons are not generally warm and welcoming places; much has already been accomplished to make the buildings and grounds more inviting. For example, in many buildings, the typical institutional colors are gone, replaced by bright colors, murals, and paintings of the local Hawaiian flora and fauna done by WCCC artists. In a grassy yard, a large open-air pavilion with picnic tables was constructed by volunteers from the community, using donated materials; this provides space for programs that allow mothers to spend quality time with their children. Inmate work crews are clearing brush and landscaping parts of the grounds near a stream, creating an oasis of Native Hawaiian plants. WCCC next goal is to tear out a paved courtyard between living units and classrooms, replacing it with grass and gardens. In addition, WCCC is trying to reduce its carbon footprint by employing and deploying the use of goats to maintain the grounds. At present, they have four (4) dedicated goats to perform this task.

## RECREATION

The WCCC Recreation Unit provides a wide range of recreational programs and activities that empower the women to develop life changing attitudes and skills. Some of the recreational programs include: Solution Focus—Restorative Justice, Pre-Transition Class, and the Hawaiian Lecture Series as well as Band, Hula, and 'Olelo TV Video Production.

### **Kid's Day Events**

WCCC hosts up to 6 Kid's Day events a year with the help of community organizations such as Keiki O' Ka Aina, Wellspring Covenant Church, Pu'a Foundation, and the Catholic Diocese. During these events, children are able to spend time with their incarcerated mothers and enjoy activities, games and food. These events play a pivotal role in helping the children maintain their relationship with their parents, through their parent's incarceration period.



# Mainland and Federal Detention Center Branch



Under the general direction of the Institutions Division Administrator, the Mainland & FDC Branch (MB) has the responsibility to oversee and monitor the State contracts with private mainland prisons and the Hawaii Federal Detention Center (FDC) for the housing and care of Hawaii inmates. It must ensure that all terms of the contracts are upheld, enforced and that inmates are receiving appropriate treatment services.

The MB was established in October 2004 and its responsibilities have increased as this branch monitors approximately 1066 inmates. Since its consolidation of its male inmates into Arizona in 2007, its out-of-state contract is worth approximately \$50 million a year. It's also responsible for approximately 15 inmates housed at FDC under an intergovernmental contract worth almost \$780 thousand dollars per fiscal year.

While incarcerated in Out-of-State prisons, Hawaii inmates are able to participate in programs including:

- Residential Drug Abuse Program (Therapeutic Community Program – Level III);
- Residential Drug Abuse Program (Level II);
- AA/NA meetings;
- Educational Programs (Literacy, Basic Education, Pre-GED, GED); College Correspondence Courses;
- Cognitive Skills/Breaking Barriers; Anger/Stress Management;
- Prison to the Streets (Pre-Release preparation) Life Principles Program (Faith-based Unit);
- Carpe Diem Toastmasters;
- Vocational Programs (Electrical, Carpentry, Computers, and Plumbing);
- Special Housing Incentive Program;
- Inmate work-lines (employs 2/3 of entire population);
- Second-Chance at Life: Greyhound Canine Program;
- Hula/Hawaiian Language Classes;
- Hobby Shop/Art Activities; and Music Program/Room.

Unfortunately, due to Covid-19 restrictions, the Native Hawaiian Religious practitioners were not able to observe the Makahiki season and Summer Solstice for health and safety reason.

A few programs were still temporarily suspended during the continued COVID-19 pandemic. However, there were a few graduates from the program intense facility as some of the programs started to open following COVID guidelines to ensure health and safety.

## Mainland and Federal Detention Center Branch



During the fiscal year 2021, there were 9 inmates that graduated with their GED degree. Currently there is 1 inmate that graduated with 2 associates degrees. For the substance abuse therapeutic community program there were 126 graduates, substance abuse level 2 program graduated 45.

Saguaro offers the National Center for Construction Education and Research (NCCER) Certificates for Carpentry, Electrical & Plumbing vocational training. NCCER develops standardized construction and maintenance curriculum and assessments with portable credentials. These credentials are tracked through NCCER's Registry System that allows organization and companies to track the qualifications of their craft professionals and/or check the qualifications of possible new hires. For the fiscal year 2021, there were no inmates that attained the Carpentry NCCER certificate; 4 inmates that attained the Electrical certificate and no inmates that attained the Plumbing certificate. A total of 4 inmates attained the NCCER Core Curriculum certificate, OSHA classes were not running during this year, and 4 completed the computer-Teknimedia program.

Saguaro's Carpe Diem Toastmasters Club is one of the top 20 clubs in Arizona out of over 200. Since it was chartered in April 2010, no inmate who was a member of the Carpe Diem when leaving Saguaro has ever returned. Instead, they have created new lives for themselves, with many success stories finding their way back to current members.



### **SAGUARO CORRECTIONAL CENTER – SCC (Eloy, AZ):**

As of 11/18/2021, SCC housed a total of 1,115 Hawaii male inmates. This facility serves as a program-intensive facility for general population inmates wanting to change their lives and prepares them to return to Hawaii to participate in reintegration programs. SCC also houses Hawaii's long-term segregation inmates in its Special Management Housing Unit and Lock-down Unit and provides this special population with basic program opportunities.

SCC is the only facility to have video conferencing capabilities in each housing unit giving inmates every opportunity to participate in parole hearings with the Hawaii Paroling Authority and visits with loved ones on the weekends. SCC in conjunction with the Department's Law Library Services has installed 13 touch-screen kiosks in its 2 law libraries that are compatible with the computerized law library systems in Hawaii's correctional facilities.





## Mainland and Federal Detention Center Branch

---

The facility received its first accreditation by the American Correctional Association (ACA) in October 2008 scoring 100% on its mandatory and non-mandatory standards. The facility was recently re-accredited in April 2021.

# Inmate Population Report

## DEPARTMENT OF PUBLIC SAFETY WEEKLY POPULATION REPORT

Date: June 28, 2021

FAC.	DESIGN BED CAP.	OPER. BED CAP.	HEAD COUNT ENDING																			
			TOT.	M	F	SF		SFP		SM		PTF		PTM		OJ		PARV		PRBV		
						M	F	M	F	M	F	M	F	M	F	M	F	M	F	M	F	
HCCC	206	226	262	230	32	29		24	5	6	1	124	14	15	3	2		10	3	20	6	
SNF	90	132	88	88	0	88																
HMSF	496	992	679	679	0	255		6		1		19						393		5		
KCCC	110	128	141	118	23	37	5	19	4	12	2	38	6	6	3	0	0	2	1	4	2	
KCF	200	200	136	136	0	136																
MCCC	209	301	312	270	42	25	1	31	5	4		133	16	6	2		1	25	3	46	14	
OCCC	628	954	851	758	93	64		88	18	21	4	399	35	40	5	1				145	31	
WCCC	258	260	209	0	209		140		2				1						65		1	
WCF	294	334	187	187	0	117												70				
TOTAL	2491	3527	2865	2466	399	751	146	168	34	44	7	713	72	67	13	3	1	500	72	220	54	
			CONTRACTED FACILITIES																			
			TOT.	M	F	SF		SFP		SM		PTF		PTM		OJ		PARV		PRBV		
						M	F	M	F	M	F	M	F	M	F	M	F	M	F	M	F	
RED ROCK CC, AZ			0	0	0																	
SAGUARO CC, AZ			1122	1122	0	1067												55				
FEDERAL DET. CTR. <sup>1</sup>			15	15	0			3		2		3		1				6				
TOTAL			1137	1137	0	1067	0	3	0	2	0	3	0	1	0	0	0	61	0	0	0	

## DEPARTMENT OF PUBLIC SAFETY WEEKLY POPULATION REPORT

Date: June 29, 2020

FAC.	DESIGN BED CAP.	OPER. BED CAP.	HEAD COUNT ENDING																		
			TOT.	M	F	SF		SFP		SM		PTF		PTM		OJ		PARV		PRBV	
						M	F	M	F	M	F	M	F	M	F	M	F	M	F	M	F
HCCC	206	226	336	275	61	35	9	28	9	9	4	132	23	16	5	5	1	16	2	34	8
SNF	90	132	83	83	0	83															
HMSF	496	992	829	829	0	259		2		30		14		1				522		1	
KCCC	110	128	127	109	18	29	2	20	2	9	1	44	8	4	2			1	2	2	1
KCF	200	200	170	170	0	170															
MCCC	209	301	312	266	46	46	7	27	6	6	1	112	14	17	3	2		16		40	15
OCCC	628	954	879	781	98	7		38	6	25	11	255	40	216	27	3				237	14
WCCC	258	260	219	0	219		170		2				1						45		1
WCF	294	334	240	240	0	165												75			
TOTAL	2491	3527	3195	2753	442	794	188	115	25	79	17	557	86	254	37	10	1	630	49	314	39
			CONTRACTED FACILITIES																		
			TOT.	M	F	SF		SFP		SM		PTF		PTM		OJ		PARV		PRBV	
						M	F	M	F	M	F	M	F	M	F	M	F	M	F	M	F
RED ROCK CC, AZ			0	0	0																
SAGUARO CC, AZ			1126	1126	0	1066												60			
FEDERAL DET. CTR.			55	53	2	11		7		2	1	6	1	3						24	
TOTAL			1181	1179	2	1077	0	7	0	2	1	6	1	3	0	0	0	60	0	24	0



## Corrections Program Services Division

The Corrections Program Services Division (CPSD) is responsible for implementing and monitoring correctional programs aimed at providing offenders within Hawaii's correctional institution with education, nutrition, religion, substance abuse treatment, sex offender treatment, work force development, and pro-social development. CPSD is committed towards the provision of evidence-based programs that address identified problematic areas of incarcerated offenders, or programs that are constitutionally required.

The division is composed of administration, two (2) offices (Sex Offender Treatment and Sex Offender Management Team), and five (5) branches that provide services statewide: Education, Food Service, Library, Substance Abuse Treatment, and Volunteer/Religious Services.



The Corrections Program Services - Education (CPS-E) Branch provides learning opportunities for incarcerated adults through a holistic, Integrated **B**asic **E**ducation **S**kills **T**echnical Training (IBESTT) program that focuses on preparing inmates with marketable skills in preparation for productive reentry of adult offenders to the community.

The CPS-E goal is to foster and maintain a commitment to educational excellence. CPS-E works toward maintaining a continuum of services that provides consistency in the development of the whole person throughout the period of incarceration.

CPS-E also strives to effect change based on a balanced education within the areas of academic learning, career and technical training, cultural understanding, and personal development. In addition, CPS-E strives to build and create a network of coordinated services involving people within the institution, as well as those in the government, community, non-profit and volunteer agencies. Specific agencies and organizations include the following: Hawaii Department of Education (HIDOE) - Adult Education (McKinley Community School for Adults-Moanalua Campus) and the Office of Curriculum, Instruction and Student Support (Title I, Part D and Special Education Programs); Office of the State Director of Career and Technical Education; the Workforce Innovation and Opportunity Act (WIOA) Stakeholders: HIDOE, DLIR, DVR; and University of Hawaii Community Colleges: Hawaii Community College, Kapiolani Community College, Leeward Community College, and Maui Community College. It has also developed partnerships with *nonprofit* organizations, such as: Prison Education Project, Read to Me International-Hawaii Chapter, Hawaii Council for the Humanities, YWCA (Hilo), Prosecutor's Office (Hilo), Hawaii Literacy, Keiki O Ka Aina, Kamehameha Schools, OHA, Waimanalo Youth Build, and Kapili Like.

The CPS-E monitors and collaborates with Core Civics' Saguaro Correctional Center (SCC) to ensure that Hawai'i's offenders receive a quality education that meets Hawai'i's adult education standard. Student enrollment and academic, career, and technical education gains are monitored through an internet-based student management system. CPS-E's annual report includes totals from both Hawai'i and Mainland facilities.

The unduplicated student count for FY 2021 is 1,941. For FY 2021, the highest number of inmates that the Corrections Division had was 4,184. For this reporting period, CPS-E served 46% of the total population. The relatively high percentage considering the facility lockdowns and program cancellations is attributed to the reduction in the total population due to the early offender releases at the facilities.

Changes made in the previous year to keep students and staff safe upon the return of educational programs were maintained. Some of these changes included: creating classrooms that met the required social distancing needs and barriers to protect the health of all, as well as, changes in the delivery of instruction. Since entry by contracted and/or volunteer teachers was still restricted, CPS-E staff continued to use technology to facilitate virtual sessions for instructors to connect with the students, along with online courses through the use of a learning management system to deliver the required material.

## EDUCATION PROGRAMS



**Adult Literacy Classes**—CPS-E gives emphasis on training and education for inmates who do not have high school or high school equivalency diplomas. These classes are conducted by Corrections Education Specialists and by contract instructors through the Hawaii Department of Education—Adult Community School, particularly the McKinley Community School for Adults-Moanalua Campus.

**High School Equivalency Program**—CPS-E offers two high school diploma equivalency programs: (1) the General Education Development (GED) program and (2) the High School Equivalency Test (HiSET) program. The GED requires computerized testing and is being offered in prisons. SCC also offers GED testing. HiSET is offered in jails, however, the test is administered in prisons for those who had taken partial HiSET testing in other facilities.

For FY 2021, the CPS-E had a total of 30 high school equivalency diploma recipients (20 GED and 10 HiSET graduates). Unfortunately, due to facility lockdowns and program cancellations, the number of graduates in FY21, compared to the number of graduates in FY20, was reduced by 50%.

**Career and Technical Education (CTE)**—CPS-E has continued to strengthen its CTE program. It has active partnerships with the University of Hawaii Community Colleges, Workforce Development/Office of Continuing Education as well as the Office of the State Director of Career and Technical Education.

Classes that have been offered include NCCER (National Center for Construction Education and Research) Core Curriculum, Carpentry, Electrical and Plumbing. The aforementioned programs provide NCCER certification for those who complete and pass the courses. Participants who complete and pass the courses delivered by the community colleges are issued Certificate of Professional Development. The training programs include Computer Basics, Construction Trades, Culinary Arts, Customer Service, Food Safety and Sanitation, OSHA10, Forklift Operator Training, Small-Engine Repair, Sustainable Agriculture-Food Production, Community Health Worker and IT Fundamentals.

The number of inmates enrolled in CTE classes from July, 2020 through June, 2021:

## **Saguaro Correctional Center (SCC) -Eloy, AZ**

Braille	10
Electrical Math, Core, Safety	12
Electrical-Level 1	09
Electrical-Levels 2-4	06
Carpentry—Cabinet-making	08
Carpentry— Construction Trades	15
Computer— Teknimedia	15
Microsoft Office— Teknimedia	25
Plumbing	19
<b>SCC Enrollment Total</b>	<b>119</b>

## **Halawa Correctional Facility (HCF)**

Applied Construction Math	06
Career Development	10
Customer Service	28
Employment Services Info Session	49

# Education Program Services

Essential Computing Skills	11
Intro to Soft Skills	12
Microsoft Word	13
Food Sanitation and Safety	50
<b>HCF Enrollment Total</b>	<b>179</b>

## **Kulani Correctional Facility (KCF)**

Computer-IT Fundamentals	10
Construction Trades-Plumbing	10
Forklift Operator Training	41
Forklift Simulation Practice	51
Greenhouse Construction	12
Keyboarding	12
Sustainable Crop Production	11
<b>KCF Enrollment Total</b>	<b>147</b>

## **Waiawa Correctional Facility (WCF)**

Ag Technician	15
Ag Technician Study Session	14
Customer Service	23
Employment Training (Goodwill)	57
Food Safety and Sanitation	17
Forklift Certification Training	62
Forklift Operator Training	10
Forklift Simulation Practice	09
Microsoft Excel	10
Microsoft Word	10
SCORE Business	27
Toastmasters Prep	01
<b>WCF Enrollment Total</b>	<b>255</b>

## **Maui Community Correctional Center (MCCC)**

Blender 3D Animation	03
Computer Essentials	15
<b>MCCC Enrollment Total</b>	<b>18</b>

## **Women's Community Correctional Center (WCCC)**

Culinary Arts-Intro to Culinary	08
Fundamentals of Cookery	10
Intermediate Cookery	12
Food Safety and Sanitation	12
Microsoft Excel	09
Microsoft Word	14
<b>WCCC Enrollment Total</b>	<b>65</b>

**Post-Secondary Program**—At WCCC, Kapiolani Community College has continued to offer college credit classes in the Culinary Arts. Students can earn 14 college credits upon completing the four Culinary Arts courses offered in the facility. The Windward Community College is also offering college classes at the facility. These classes are funded by the U.S. Department of Education; Title III Pu'uhonua: Places of Sanctuary Grant for At-Risk Individuals.



SCC offers correspondence college classes through Rio Salado College in Arizona. The student usually pays for the first two classes, then the college starts offering scholarships. For every two courses that an inmate is enrolled, the college pays for one course (as long as the student meets the requirement).

**Personal Development Program**— Training courses included (but not limited to) the following: Cognitive Skills, *Great Courses*, Languages, Life Skills; Money Skills, Philosophy, Psychology, Work Skills and Victim Impact.

**Transition Services** - Explorations, a course through Windward Community College's Continuing Education, was offered at WCCC, HCF, and WCF. KCF offered Ke Ala Hou Reentry Program. WCCC had Women in Transition. Participants may have been referred to statewide reentry services provided by the Goodwill Industries, Inc.

### **Chaminade Second Chance Pell Program**

Following federal approval, Chaminade University launched on August 23, 2021, an innovative Second Chance Pell Grant program that give Halawa Correctional Facility offenders an opportunity to earn an associate degree in Business Administration.

Chaminade Professors deliver instruction in a hybrid model – with in-person classes and supplementary learning through an online platform. To participate, the professors attended a special training from the Department of Public Safety so they can safely teach at the medium-security prison.

The University is offering incarcerated students significantly reduced tuition rate; with their Pell Grant awards, they will not be responsible for any out-of-pocket costs. Meanwhile, correctional staff are evaluating prospective students for college readiness using various reasoning assessments.

The associate degree itself will be 60 credits and take about two years to complete. “Students will move through the program as a cohort, graduating after two years with an associate degree in Business Administration,” Vice Provost for Academic Affairs Janet Davidson said. “We are looking forward to working with this community to help them expand their skills so they can access new opportunities.” (Chaminade Magazine, Fall 2021)

### **TECHNOLOGY IN CORRECTIONS EDUCATION**

The education staff have been preparing for the deployment of new technology and the use of distance learning programs such as Acellus, OPE Canvas LMS, and even more applications that will be used for training purposes, and to expand the system. Corrections Program Services (CPS) contracted with Cypher Worx for the software and educational learning materials that will be integrated with the GTL inmate tablets available in the housing units.

### **STAFF DEVELOPMENT**

CPSE continues to support professional development training such as DHRD available courses (online). Select staff members attended webinars conducted by the Higher Education in Prison Cohort, Corrections Education Association, and the Vera Institute of Justice.

With the integration of new technology to enhance delivery of programs using software and



## Education Program Services

learning management systems, the staff underwent training in the use of the Justice Tech Solution Sourcebooks and Cypher Works LMS.

On June 25, 2021, education specialists, supervisors and select staff from statewide correctional facilities, and the CPS-E Branch Office, participated in a one-day “Train the Trainer” session led by Leeward Community College instructor, Dr. Loretta Chen. This full day of training, delivered via Zoom, was customized through LCC OCEWD to boost performance and motivation within the Department of Public Safety’s Corrections Education Program.



**PSD Education Services employees participating in Leeward Community College training sessions. Picture Courtesy: University of Hawaii**

## Education Programs\*

### **Integrated Basic Education Skills Technical Training (IBESTT)**

#### **PATHWAY: NATURAL RESOURCES**

Occupational Cluster: Agriculture

Occupational Concentration:

- Plant Science
- Biotechnology
- Forest Industry/Agroforestry
- Soil Science
- Aquaculture
- Animal Science

#### **BUSINESS**

Occupational Cluster: Marketing

Occupational Concentration:

- Advertising
- Distribution
- Retail Merchandising
- Sales

#### **PUBLIC AND HUMAN SERVICES**

Occupational Cluster: Service and Hospitality

Occupational concentrations: Culinary

#### **INDUSTRIAL AND ENGINEERING TECHNOLOGY**

Occupational Cluster: Electronics and Computer systems

Occupational Concentration:

- Computer Technology
- Systems Analysis
- Programming Electronics

Occupational Cluster: Building and Construction

Occupational Concentrations:

Plumbing (commercial)

Carpentry

Electrical

#### **ELECTIVES**

Life Skills

Self Development

Hawaiian Studies

Parenting

Hawaiian Language

Yoga

Hula

Toastmasters

#### **Developmental Courses**

Key Train

TABE Academy

#### **Special Programs**

Title I

Special Education

ESL

Tutor Training and Peer Tutorials

#### **High School Equivalency**

GED and HiSET

\* See Attachment H for the full Inventory of Reentry Services for Offenders.

# Food Services



The Corrections Program Services Food Services Branch (CPS-FS) provides approximately 11,000 meals to inmates, correctional officers, and civilian staff daily.

The Food Services Branch Administrative Office is responsible for the administration, support, and guidance of eight (8) correctional food service facilities statewide. The Food Service Branch currently employs 90 full-time staff.

In FY 2021, the Department of Public Safety (DPS) entered into a Memorandum of Understanding (MOU) with the Hawaii State Department of Health (DOH) regarding routine food establishment inspections. The MOU is intended to ensure the continued integrity of food services provided by DPS and the security of the Facilities while reducing the burdens placed upon both the DPS and DOH. This MOU will ensure that all Food Service Units adhere to Department of Health Food Safety guidelines, rules, and regulations by requiring periodic inspections and audits by certified food safety professionals with the requisite expertise.

The Food Service Branch also employs the services of an independent Certified Dietitian who reviews the 5-week menu cycle every six (6) months to ensure compliance with the National Commission of Correctional Health Care (NCCHC) for the Department's Health Care Unit, and annually by department policy. The 5-week cycle menu followed the USDA MyPlate guidelines for nutrition, Dietary Reference Intakes (DRI), and/or Recommended Daily Allowances (RDA) for the demographics and activity-level of inmates in the PSD facilities.

The Food Service Branch recently updated the Policy and Procedure (P&P) for Meal Service and Special Diets. The updated P&P provides guidelines and standards for inmate meal service, religious diets, and special diets. These standards and guidelines ensure that meals are nutritionally adequate and modified when necessary, and to accommodate legitimate religious and special management requests and conditions.

Each Food Service Unit also offers meaningful work opportunities for inmates by providing on-the-job training in the Culinary Arts field, which includes, but is not limited to, basic food service safety, sanitation, production, baking, cooking, and storekeeping. The FSUs employed an estimated 310 inmates statewide: Basic culinary skills, knowledge, principles in sanitation, nutrition, and safe food handling are taught with the intent to assist inmates with obtaining gainful employment upon release to the community. Adult women are offered culinary arts programs/education through collaboration with the Correctional Program Services, Education Branch in conjunction with the Kapiolani Community College, Culinary Department. The Culinary education program provided women inmates employment opportunities in multiple disciplines within the food service industry. The successful completion of requisite courses by inmates assured basic culinary skills, knowledge, and a certificate in food handling and preparation. Efforts to evaluate and establish culinary programs at the Halawa and Waiawa Correctional Facilities are ongoing.



# Food Services

At both the Waiawa Correctional Facility (WCF) and Kulani Correctional Facility (KCF), inmates were allowed to participate in the respective Farm Program. The Farm Program taught inmates skills in sustainable agriculture practices by growing fresh produce that were incorporated into the Food Service Unit menus among all correctional facilities on Oahu and Hawaii Island. The “Farm-to-Table” concept allowed inmates to participate in propagation processes and techniques to grow and harvest fresh fruits and vegetables. Produce grown and consumed by inmates gave them a sense of pride, ownership, and purpose.



Also, in partnership with the Hawaii Department of Agriculture, the Food Service Branch participated in the Farm 2 State program, supporting local farmers across the islands.

The Food Service Branch continues to be challenged with increasing numbers of special diets or various health related issues. In addition to serving regular meals, the FSUs statewide prepared an estimated 2,100 alternative vegetarian, therapeutic and special diets per day. Prescribed Therapeutic meals included low-sodium, renal, and diabetic among others, which helped reduce costs associated with health issues. Due to medical and legal requirements, DPS had seen an increase of medically prescribed diets due to an aging prison population and an increasing number of unhealthy inmates entering prison population. Substance abuse, poor eating habits, homelessness, and other health and lifestyle-related habits, added to the increase of therapeutic diets. A gender-specific cycle-menu accurately addressed caloric and nutritional dietary differences between male and female inmates. There was a clear need to address over consumption of foods, fats, oils, sodium, etc., in the female inmate population to mitigate health issues. The 5-week cycle menu is based on average demographics of the inmate population and inherent sedentary level of activity; however, inmate work-line significantly increased physical activity, increasing the need for more caloric and nutritional intake. In FY 2021, the Food Service Branch served approximately 11,000 meals per day. The meals provided met the requirements of the American Dietetic Association.

The Correction Program Services Food Service Branch, especially with the onset of Covid-19 pandemic this past fiscal year, continued to face operational challenges, including staffing shortages, budgetary cuts, increased food and disposables costs, the unavailability of products, and aging equipment. A balance between repairing aging kitchen equipment or replacement, continued to “Tax” the FSB financial resources. Overtime expenses due to short-staffing conditions associated with Covid-19, Workers Compensation, illness, and leave of absence, continued to drive up operating costs. Vacant positions were being addressed through aggressive recruitment collaboration between the Food Service Branch and Personnel Management Office-STs.

Despite ongoing challenges, the Food Service Branch strives toward fiscal responsibility and continues cost-savings initiatives by implementing “Pilot programs” for menus, procurement, products, shipping, and training. Cost-savings will involve education and modeling of other correctional programs nationwide. Professional organizations such as the National Institute of Corrections and Association of Correctional Food Service Affiliates are valuable resources for networking and training. CPS-FS is committed to continually developing man-



# Food Services

---

agers and lower-level employees to strive for accountability and professionalism. Developmental goals are tied to promotional opportunities by growth and knowledge in supervision practices, budgeting, nutrition, sanitation practices, cooking techniques, and interpersonal skills.



## Library Services



When *Bounds v Smith*, 425 U.S. 910 (1976) was affirmed on April 27, 1977, it held the prisoner's constitutional right of access to the courts could be protected with access to law libraries or with an attorney assistance program. The Department of Public Safety's Library Services Program envisioned the fulfillment of the required mandate through its provision of Law Library Services to its inmate population. The Department's Corrections Program Services Division oversees and ensures that the State's prison and jail correctional authorities provide inmates the rights to access the courts through all its all-facilities full functioning law libraries.

Through the years, Library Services has also expanded its service by providing a Recreational Library Program to the inmate population, thus the Library Services Program has continued and remain true to following its mission and vision of providing inmates with meaningful access to the courts and providing reading materials as a therapeutic release, promoting literacy and positive thinking through reading.

The Law Library Program schedules inmates to attend the program to do legal research and work on current court cases. Inmates are scheduled through appropriate submission and forwarding of requests to the library staff. Rules were put together to be adhered to by both library staff and inmates. Policy and Procedure COR 12.02, Inmate Legal Activities, provides the tool and establishes uniformity of guideline in all library facilities in addressing law library questions, concerns, and related grievances submitted by inmates. Inmates through the years have become knowledgeable and sensitive about their rights of access to the courts by attending our law libraries.

For Fiscal year 2021, a total of 6,511 requests to attend the law library were submitted by inmates, a slight decrease from FY20's 6,547 submission; all attributed to the nationwide surge of the COVID 19 pandemic. We note the comparison that in FY19, before the surge of the pandemic, total request submissions were 6,547. A total of 34 inmate grievances were filed which is slightly higher than FY20's 27 grievances. The majority of grievances filed by inmates came from Halawa Correctional Facility and the Oahu Community Correctional Center. Grievances are responded to in most part by referencing our established Policy and Procedure guidelines. Due to stricter COVID-related protocols to include quarantine and isolation, there were 413 instances of library cancellations statewide.

A continuing and very important component of our law library services program is the presence of the LEXIS-NEXIS stand-alone legal research kiosks in all facility libraries. The kiosks serve to augment the existing permanent hard paper legal research materials sourced mainly from West Law and Thomas Reuters publications. We currently have 26 kiosks in the correctional facilities, 3 of which are situated at the Federal Detention Center (FDC) for use by inmates transferred from OCCC and HCF. Placements of legal kiosks are as follows: WCCC = 4, HCF = 7, MCCC = 1, WCF = 1, KCCC = 1, HCCC = 5, KCF = 2, OCCC = 2. Out of the 7 kiosks placed at HCF, several are placed in the living units for easy access by inmates when they are scheduled to by the library staff; at the Special Needs Facility (SNF) which has 4 kiosks, one (1) each at Modules 5, 6, 7 and SNF/Special Holding Unit (SHU). The Halawa Medium Security Facility SHU living unit has 1. Inmates in the living units can access the legal kiosks through appropriate scheduling 5 days a week. The legal kiosks are updated regu-

larly, every quarter, by the California based contracted provider TOUCH Sonic via its contracted technician in Hawaii.

## **FY 2021 INNOVATIVE LEXIS NEXIS Legal Research Content Inclusion on Inmate Tablets**

In November, Library Services will start enhancing the inmates' access to the law library's legal research by providing electronic LEXIS NEXIS access on inmate tablets, a significant innovative step that brings the law library service closer to the inmates. The tablets will be available to inmates within their facility's housing units and will provide the inmates their own private time to read and take notes as they use and research the LEXIS NEXIS content. This project is a very useful tool that offers inmates with an alternative option to research their docketed cases in lieu of library closures due to pandemic protocols.

The Recreational Library Program provides materials for recreational and educational reading by our inmate population. Although the program accepts donation from the community, books are mainly provided to inmates by monies appropriated for that purpose. The Recreational Library program is important for providing a vehicle for rehabilitation of inmates. Books not only provide leisure and literacy support but also provide a source of inspiration to improve and better their current condition. Books are provided to inmates via preselected bulk delivery of materials to housing units, pre-requested book selection by inmates, or by actual scheduled in-person visits to the library.

One very significant rehabilitative element of our recreational program is done through a vehicle to connect inmates and their children. It is called the Read to Me Program, which is being provided to inmates in both WCF and WCCC facilities. The program allows for inmates to sign up for the program where they read children's books into small cassette players converted to CDs, which then are shipped to inmates' children. The Read to Me Program provides the books and cassettes. Our library program supplies the envelope and postage.

Another significant aspect of our Recreational Library Program is our partnership with the community through the University of Hawaii's Outreach College. The program provides scientific, artistic, inspirational presentations to our inmate population. Through the years, a cultural presentation, 'the Art of the Taiko Drum by Kenny Endo' has been a popular presentation to the inmates at Halawa Medium Security Facility. The action filled drum-rhythm-movements has been a mainstay presentation of Kenny Endo' Taiko Drum and is always well attended by inmates. The artistic and inspirational ensemble that emphasized on discipline and harmony is presented to the inmates through partnership, support, and assistance by HCF Administration and Security staff. (*see photo inset*) Inmate attendees are enthused, very cooperative during presentations. Their animated applause after each the presentation demonstrates their gratefulness for the





program provided to them. We look forward to more robust cultural presentations to our inmate population when normal program normalization is warranted.



“The Art Of the Taiko Drum by Kenny Endo”, performance at Halawa Correctional Facility; 2017, 2018, 2019.


## STRENGTHS

The strength of our Library Services Program lies mainly on our collaborative working relationship with each facility Administrative and Security partners. We cannot emphasize enough the importance of getting our law library programs running as scheduled because of its sensitivity to inmates required constitutional mandate. The statewide law libraries are extensions of inmates’ rightful and meaningful access to the court system. Inmates are provided with access hours, materials, technological tools, and resources to learn and to make better their understanding of court rules and legal procedures. Inmates can write and submit legal briefs, research pertinent cases to assist them and or their counsels. Several court filings were heard in the courts in the past where inmates were able to successfully argue the high importance of accessing their rightful law library sessions to assist them in researching and working on both their criminal and civil cases in court.

On all these, the librarians remain the bright spot as positive and committed adherents in ensuring inmates rights are put into proper perspective. Librarians understand from years of experience that they also could be tasked with responsibilities outside of providing law library access and recreational library programs to inmates. Incarceration does not wholly disqualify inmates from accessing some of their rights. Community proponents of inmate’s rights ensure that lawsuits filed on behalf of inmates with resultant Federal Court orders establishing required mandates are put in place and are followed through. One such required mandate is ensuring that qualified inmates, those who are still pre-trials or who are serving misdemeanor sentences are given the rights to vote and need to be enlisted in the voting process; a cause that continues to be advanced by the Department. Through the years, early on before the process, librarians from our jail facilities gear up to ensure inmates with qualified constitutional mandate are given the opportunity to vote. They work with their facility security and offenders’ services in providing registration forms to inmates, ensuring inmates are not disenfranchised due to their incarceration. All facilities also partnered with librarians in providing appropriate forms so inmates are able to access their constitutionally approved “EIP 1 and EIP 2 Funds”.

## CHALLENGES

The program is not without any challenge. We are grateful that the current budget allocations allowed the hiring and placement of a librarian at WCF in June 2021. The filled position helped alleviate staffing constraints at HCF. We are likewise grateful that Li-



brarian positions at both WCCC and OCCC are now poised to be officially filled. Legislative process efforts to open Librarian Tech V and Librarian Assistant positions at HCF and MCCC will be on the table as it has been in the past. It continues to remain a challenge to fully run both the law library and recreational library programs in both facilities due to library staff assistance shortage.

Affording inmates their required hours to access the law library takes precedence over providing a privileged recreational program. The procurement of equipment such as copiers to replace the very old ones in each facility is currently being processed to meet the demands of copying requests submitted by inmates. We continue our partnership with Barnes & Noble. Absence of enough monies may reduce purchases to replenish our recreational books on the shelves however, even with budget constraints, Librarians are taking creative steps to seek more donations from community donors such as the Friends of the Library, Hawaii State Library, and private and public-school libraries. We are grateful that through years of partnership, our local community institutions have been generously providing book donations to our libraries.

## PROGRAM PERFORMANCE TREND—FY 2020 PERFORMANCE INDICATORS

Compare and Contrast FY 2020 and FY 2021

### All Facilities Total FY 2020

Grievances	Law Library Requests	KIOSK Requests	Cancellation By Session	Legal Copies Provided	Recreational Programs/ Books Provided	Read To Me Programs	Donations Received
27	6,547	1,714	146	15,832	42,392	270	11,094

### All Facilities Total FY 2021

Grievances	Law Library Requests	KIOSK Requests	Cancellation By Session	Legal Copies Provided	Recreational Programs/ Books Provided	Read To Me Programs	Donations Received
34	6,511	1,573	413	16,912	33,755	556	7,944



# Substance Abuse Treatment Services

---

It is important to note that the Covid-19 pandemic which began in March 2020, interrupted, and severely crippled the delivery of consistent, and quality substance abuse services as all State agencies have experienced, and continue to experience well into 2021. The Substance Abuse Services Branch of PSD is still working to re-establish program services to pre-covid standards and enrollment numbers.

The Substance Abuse Treatment Services Branch is committed to evidence-based practices while providing outpatient, intensive outpatient, residential, continuing care, and reentry services for sentenced felons who have been diagnosed with substance use disorders and criminal behaviors. Offender's substance use and criminality issues, such as thinking, and behavior are addressed at every level of treatment. Treatment is facilitated by qualified civil-service staff as well as qualified, contracted private providers. The following description of services are for the period of July 1, 2020 through June 30, 2021.

In conjunction with evidence-based practices, the Department uses the Level of Service Inventory – Revised (LSI-R) as a validated assessment instrument to help predict the level of risk or potential for re-offending that an individual may pose. Assessment help to identify the *Risk(s)*, *Need(s)*, and *Responsivity* or *RNR* of the offender required to effectively address substance use and criminality. The *risk* identifies the “Who” we treat (low, moderate, and high-risk offenders), the *need* identifies the “What” we treat (criminogenic risk factors or CRFs), and the *responsivity* determines the “How” we treat the offenders (individualized treatment with consideration to learning styles and or deficits).

Assessment scores combine to determine the recommended treatment level or RTL based on the level of risk. Treatment staff then use gathered information obtained through institutional records, consultation, and offender interviews to address the offenders highest risk categories, or CRF(s). CRFs are identified as those individual factors that put the offender at most risk and more likely to commit further criminal acts in the future if not effectively addressed through appropriate programming. The Risk and Needs of an offender are correlated to the dosage (how much) treatment an offender receives, duration (how long) and intensity (how often) the offender receives treatment. The *responsivity principle* accounts for meeting the specific, individual needs of the offender. Offenders are recommended for one of the following three primary treatment modalities while incarcerated:

**Outpatient** substance abuse treatment or *OPS* is offered at the Halawa, Waiawa and Kulani Correctional Facilities, as well as the Women's, Maui and Kauai Community Correctional Centers.

OPS programming places a heavy emphasis on cognitive-behavioral based treatment components and strategies. This allows the offenders to systematically examine their thinking and its link to their substance use and criminal behaviors. Offenders examine these concepts during group instruction at least two times per week for up to two hours per session. Most cohorts are completed within a four to six-month period. However, for more complex cases, programming may be extended.

The curriculum utilized varies slightly from facility to facility. However, most programs utilize evidence-based curriculum developed by The Change Companies. Each unit or *Interactive Journal* is modular in design and can be utilized independently of one another. This arrangement allows for offenders to enter treatment cohorts almost seamlessly, minimizing wait times.

Outpatient services are best matched to inmates who are at *lower risk of criminal conduct* with *low* needs, meeting the diagnostic criteria for mild to moderate substance use disorder.



## Substance Abuse Treatment Services

---

ders. Offenders meeting these criteria typically have had minimal disruption in their psychosocial or vocational functioning due to substance use/abuse.

Fiscal year 2021 data indicate that 192 offenders housed at correctional facilities within the State of Hawaii participated in Outpatient or RTL 3 substance treatment services of which 162 or 84 % of offenders successfully completed treatment.

**Intensive Outpatient** or *IOP* (like OPS) relies heavily on cognitive-behavioral principles that examine an offender's thinking, feelings and behaviors linked to substance use and/or criminal activity. IOP consists of no less than four groups per week, often providing instruction up to three hours per group session in some instances. Most cohorts are completed within a nine-month period. However, for more complex cases, programming may be extended.

IOP programming also utilizes the Change Companies' evidence-based, cognitive-behavioral interactive journaling curriculum to address offender substance use and criminal thinking needs. Each group is a modified open-ended group with a maximum of 15 participants.

Outpatient services are best matched to inmates who are at *moderate risk of re-offending* and *moderate to high* needs, meeting the diagnostic criteria for mild to moderate substance use disorders, meaning individuals have had moderate to high disruption in their psychosocial or vocational functioning due to substance use/abuse. Assessment and treatment planning, individual counseling on family issues, and continuing care services are available for each participant.

IOP services are provided through purchase of services contract for offenders at the Halawa Correctional Facility and the Women's Community Correctional Center. Civil-Service staff provide IOP treatment services at both the Waiawa and Kulani Correctional Facilities.

Fiscal year 2021 data indicates that 62 offenders housed at correctional facilities within the State of Hawaii participated in Intensive Outpatient or RTL 4 substance treatment services of which, 43 or 69% of offenders successfully completed treatment.

**Residential** substance abuse treatment provides intensive long-term residential treatment utilizing the Therapeutic Community (TC) model. Most cohorts are completed within a twelve-month period. However, for more complex cases, programming may be extended. Residential programming is best matched for offenders that score as being high-risk for re-offending and have moderate to high needs for substance use/abuse treatment.


In the therapeutic community model, Cognitive-Behavioral Treatment and Social Learning Theory are combined to address criminal thinking and behavior. The inmates work through seven interactive journals: Orientation, Criminal Thinking, Rational Thinking, Living With Others, Lifestyle Balance, Relapse Prevention, and Transition. These journals are a part of the Residential Drug Abuse Program (RDAP) curriculum *series* developed by the Change Companies. A large emphasis is placed on role modeling, role playing, and skill building. As TC residents are separated from the general population of inmates, a "community" can be developed where offenders live and work together; holding one another accountable to the practice of recovery and skill development to change their criminal thinking and behavior with guidance from program staff serving as the rational authority.

The Department offers two therapeutic communities: *KASHBOX* at the Waiawa Correctional Facility, and *Ke Alaula* at the Women's Community Correctional Center.

KASHBOX which is an acronym for Knowledge, Attitudes, Skills, Habits, Behaviors, Opin-



# Substance Abuse Treatment Services



ions, and X factor, is operated and staffed by the Department and has the capacity to serve up to 52 inmates. Ke Alaula is operated by Hina Mauka through a contract with the Department and has the capacity to serve up to 50 female offenders.

KASHBOX program continues the use of evidence-based practices.

- A KASHBOX Program Manual was created to ensure compliance with the Corrections Program Checklist, an instrument that measures compliance with evidence-based practices for offender programs.

- A KASHBOX Curriculum and Lesson Plan manual continues to be utilized based on

the Residential Drug Abuse Program curriculum and marries it to specific daily lesson plans. Each lesson plan has a scheduled period for homework review, introduction of the lesson for the day, role modeling of the skills taught, and practice sessions for those skills.

As a result of the KASHBOX team's hard work, the KASHBOX program earned the rating of "Highly Effective" in a Corrections Programs Checklist (CPC) in 2012. KASHBOX is set to again be evaluated by the CPC during the upcoming fiscal year. However, the next evaluation has been postponed due to COVID-19 delays and subsequent cuts to staff from the last legislative session.

For fiscal period 2021, total residential programming logged 27 participants of which 40 or 148% successfully completed programming. The high percentage includes participant carryover from the previous fiscal year.

## SAGUARO CORRECTIONAL CENTER – Eloy, Arizona

Intensive Outpatient and Intensive Residential substance abuse treatment programs are available via contract through Core Civic. Services are provided at the Saguaro Correctional Center located in Eloy, Arizona.

**Intensive Residential Treatment (IRT- IOP within a Therapeutic Community)** is available for offenders housed at the Saguaro Correctional Center (SCC) in Arizona. Services offered through the IRT program are similarly structured to IOP services in scope. The only significant difference is the modality in which the program is administered and facilitated. The IRT program is facilitated in a Therapeutic Community (TC) setting. TCs are structured, psychologically informed environments – they are places where the social relationships, structure of the day and different activities together are all deliberately designed to help people's health and well-being provision that separates the treatment program from the general inmate population within a prison setting. The IRT/TC provides a treatment environment that spans 24-hours, and creates the offenders from the general population and have built-in routines and responsibilities that are a large part of the treatment process which are paired with the groups and individual sessions traditionally found in the IOP programs.

Fiscal year 2021 data indicate that 61 Saguaro Correctional Center offenders participated in OPS or RTL 3 substance treatment services with 45 or 74 % successfully completed treatment.



## Substance Abuse Treatment Services

---

Fiscal year 2021 data indicate that 119 offenders enrolled into Intensive Residential (TC) programming with 81 or 68% successfully completed.

### **Reintegration Services – Oahu Community Correctional Center / Laumaka Work Furlough Center & the Women’s Community Correctional Center Bridge Programs**

The Department also provides substance abuse specific reentry services for inmates transitioning from the institution setting and back into the community through Bridge work furlough programs at Laumaka Work Furlough Center (LWFC) and the Women’s Community Correctional Center. The Bridge program’s focus is to successfully re-integrate both male and female offenders back into the community by capitalizing on the offender’s completion of primary treatment and providing a continuum of care to build off of past successes. Programming is enhanced at this juncture with job development services, life skills, and family education, therapy, and re-unification opportunities. Offenders pursue work in the community while in Bridge continuing to work on substance abuse issues and criminogenic areas.

Family Education and Therapy is available to offenders participating in the Bridge programs through contracted services within the community. Offenders are introduced to educational group components using evidence-based curriculum for five sessions lasting up to two hours. The focus of these services is to increase awareness for offenders of benefits that family counseling may have when attempting to reunify with family in the community. Further sessions are available for the offender past the initial five sessions by request and can include the offender’s family in the community.

Federal funding via the Residential Substance Abuse Treatment (RSAT) grant, continues to provide the primary funding of both Bridge programs. The Bridge Program currently provides up to 64 beds at OCCC and 15 beds at WCCC to serve the reentry and furlough populations.

In an abbreviated COVID-19 fiscal year 2021, data indicate that 3 *female offenders* participated in the Bridge furlough program of which 6 offenders or 200% successfully completed programming. High completion percentage is due to participant carryover from the previous fiscal reporting year.

In an abbreviated COVID-19 fiscal year 2020, data also indicates that 65 *male offenders* participated in the Bridge furlough program of which 50 offenders or 77% successfully completed.

### **Female Furlough Housing**

The **Young Women’s Christian Association (YWCA)** at Fernhurst provides the Department’s Furlough Program within the community for female offenders under the custody of the Women’s Community Correctional Center. The focus of this furlough program is to secure meaningful work opportunities in addition to transition and re-integration to the community. Activities that the population has access to also include, but it not limited to the following: job development, money management, life skills, anger management, and domestic-violence, and relapse prevention. The program is currently called Ka Hale Ho’Ala Hou No Na Wahine (Home of Re-awakening for Women) has up to 14 beds available.

Fiscal year 2021 data show that a total of 12 female offenders participated in the female furlough housing program of which 9 offenders or 75% successfully completed the program.

### **Continuing Care Services**

In the field of addiction treatment, the term *continuing care* has been used to indicate the stage of treatment that follows an initial episode of more intensive care. Research has indicated for



## Substance Abuse Treatment Services

---

decades that *continuing care* interventions were more likely to produce positive treatment effects.

The SAS Branch has continuing care services in place (via contract) for offenders that complete one of the primary treatment modalities listed above. Offenders have access to counselors to discuss and further advance progress in their treatment at least once a week. Continuing care services are available on Oahu, Maui, and Kauai. Fiscal data indicate 81 participants received services.





## Sex Offender Treatment Services

---

The Department of Public Safety provides treatment for all sex offenders statewide at all facilities except Waiawa Correctional Facility. The program is mostly privatized, as all direct services are accomplished through contracts.

Hawaii's first sex offender program was introduced as a pilot project in the 1980s based upon a "medical" model where mental disorders were thought to cause sex crimes. In 1991, however, the department officially adopted a "containment" model that emphasized community safety and treated sex offenders as criminals who make unwise, self-serving choices to victimize others.

Beginning in 1992, Hawaii's Parole Board decided to release only those sex offenders who completed the department's program rather than release an untreated sex offender. In 1994, the Department administration agreed to approve only treated sex offenders for work furlough programs. Most paroled sex offenders will have completed our prison-based core program prior to their release. During the previous decade, nearly 82% of sex offenders paroled to Hawaii's communities successfully completed the department's treatment program prior to release, a higher percentage than the initial decade of 54%.

The core program is offered at both Halawa Correctional Facility and Kulani Correctional Facility. Therapists usually treat up to a dozen men in each therapy group (due to COVID-19, classes have reduced in size depending on the size of the classroom). On average, an inmate will take 18 to 24 months to complete the in-house program, although some sex offenders take as long as three years to master the core concepts. It is recommended that sex offenders released back into the community on work furlough or parole, continue with treatment in aftercare.

Aftercare SOTP is provided on Oahu at the Oahu Community Correctional Facility and the Women's Community Correctional Center, on the Big Island at the Hawaii Community Correctional Center, and at both Maui Community Correctional Center and the Kauai Community Correctional Center.

Studies (Hanson, Bourgon, Helmus & Hodgson, 2009; Lösel & Schmucker, 2005) have shown a 20% difference in recidivism rates between treated and untreated sex offenders. National statistics suggest that 11% of sex offenders who receive treatment in prison will commit a new sex crime within two years of their release. Taking into account sex offenders who completed our prison-based program, about 10% commit a new felony sex offense within five years of their release.

During this fiscal year, one sex offender who previously completed the sex offender treatment program returned to prison for a new sex crime within four years of their release. There were two other inmates who returned to prison for a new felony sex offense, neither of which had gone through the program during their prior incarceration.

This fiscal year 22 inmates began SOTP and 20 completed the program. Progress was much slower this year due to COVID (which included one program suspension due to an outbreak) and staff shortages. Nevertheless, the number of inmates participating in treatment continued to increase: FY19 – 17%; FY20 – 21%; and FY21 – 24%.



# Volunteer/Religious Services



Volunteer Services is part of the Corrections Program Services branch that creates correctional policies and procedures that facilities use to train and supervise Volunteers and Contract Staff from various fields and expertise. Since they offer different levels of experiences, our inmates are given the ability to have an all-inclusive environment. The collaboration of Volunteers and Contract Staff help the Department meet the educational, socio-economic, religious traditions and backgrounds, and behavioral treatment of inmates. Volunteers have been the main suppliers of additional resources, and enhancement of inmate programs and services. They play a major role in community transition of inmates and continuum efforts in helping become law-abiding citizens.

Our Volunteers are from diverse backgrounds providing a large selection of programs and topics. Approximately 75% of volunteers are affiliated with faith-based institutions and are from a variety of religions, denominations, and belief systems to accommodate the need of inmates. Our 12-Step Programs, Narcotics and Alcoholics Anonymous, continue to assist inmates with their recovery from alcohol and drugs. Education facilitators and instructors assist inmates in learning skills such as anger/stress management, computer, creative writing, cognitive skills, life skills, G.E.D. preparation, Hawaiian history and language, public speaking and communications, business management, astronomy, flower arranging, parenting, mentoring, preventing domestic violence, quilting, blue collar trade certifications, etc. In addition, former inmates also volunteer to provide services to inmates at all our facilities.

Correctional Facilities are also practicum sites for senior college and post-graduate students who need to gain specialized or general experience in fields such as, sex offender treatment, substance abuse treatment, mental health treatment, medical, nursing, as well as social work and case management. In addition, the Department provides valuable work experience for those in various employment training programs. At times, the Department has hired some of these people, but most find jobs elsewhere upon completing their work experience.

Volunteers provide inmates with viable links to the community, which are established prior to release. Many inmates continue with churches, Alcoholics Anonymous, Narcotics Anonymous, and other programs upon reentering society. Participation in the re-integration process help inmates gain the strengths and skills to successfully manage problems they will face as they return to the community. This is vitally important as one of the keys to reducing recidivism is to have a prosocial support system network.

Approximately 187 new Volunteers and Contract Staff were trained during FY 2020, less than FY 2019 (235) due to the sudden COVID-19 outbreak. Despite the pandemic Volunteers donated over \$95,600 in financial, religious materials and in-kind assistance to the Department. It should be noted that these items are used for the general inmate population and not just for religious purposes. Seven chaplains and three chaplain assistants at facilities statewide contributed over 6000 hours of service, and approximately 11,000 hours from our 775 active volunteers. Estimates of volunteer value per hour range between \$18 - \$22. (<http://www.handsonnetwork.org/tools/volunteercalculator>, <http://>

## Volunteer/Religious Services

[www.independentsector.org/volunteer](http://www.independentsector.org/volunteer) time. Having said that, the total value is substantial.

Volunteers continued to coordinate and monitor the videophone visits held at local churches statewide every month at no expense to inmates or their families. Videophone links provide an opportunity for out-of-state inmates to overcome distance barriers and visit with their family members. At present approximately 272 families statewide are being served monthly. In the meantime, Chaplains and Assistant Chaplains at each facility site are major assets in running religious program and activities, facilitating classes and are always available for one on one counseling when needed. During the pandemic lockdown, the inmates busied themselves by watching religious movies, listened to sermons on CDs, and received printouts prepared by various churches.

Our Chaplains continued to work hard in facilitating faith-based recovery and domestic violence programs in their respective facility. OCCC Chaplain in collaboration with Waikiki Health volunteers and other like organizations were key instruments in staging Social Services events where qualified inmates are guided through the process of obtaining person ID replacement, social security card,



Snap, medical/housing/clothing and employment referrals, bus passes and other basic necessities to ease their return to the community and to reunite with their family. Approximately 280 inmates were processed during this fiscal year. Prior to COVID-19 pandemic, under the supervision of KCCC Chaplain, selected inmates were allowed to leave facility to serve the community by participating in various projects with the local churches and helped widows and elderly folks with yardwork and other home maintenance.

Other community effort to connect incarcerated parents with their children is the Angel Tree program, a project sponsored by Prison Fellowship who provide and distribute Christmas gifts.

The program runs every holiday season to provide Christmas gifts for keiki and kupuna and provide support to families in need throughout the year. Camp Agape, sponsored by Camp Agape Hawaii, is an annual, four-day event filled with an intentional series of activities and events that facilitate the sharing the Gospel of Jesus Christ through love, trust, forgiveness, and hope. It is catered to the children of inmates at no cost to their respective families on all islands. Many of the volunteers for this event were former and current inmates who helped prepare hundreds of meal four times a day for four days.

The Women's Community Correctional Center has a faith-based program called Total Life Recovery. This program is completely run by volunteers. The main manual for the program is the Genesis Process, which is a cognitive based approach. The Genesis Process is an evidence-based program, which is gender specific. The program is very intensive and takes approximately 12 to 18 months to complete.

The year ahead will continue to see the Volunteer Services Office responding to inmates' spiritual, social, and educational needs by providing services that help offenders cope with the institutional environment. Furthermore, we hope to recruit and provide more program opportunities to establish pro-social support system networks which will help to reduce recidivism.





# Health Care Division



The Health Care Division (HCD) is committed to improving the quality of correctional health services by striving for compliance with the recommended standards of the National Commission on Correctional Health Care (NCCHC) for the proper management of correctional health services delivery systems. The HCD administers the delivery of medical, mental health, dental and other specialty services at all correctional facilities and centers statewide through three Branches: Medical, Clinical Services, and Mental Health. Under the direction and clinical supervision of the Corrections Medical Director, the Medical Branch provides medical and psychiatric diagnostic services, medication management and treatment through a staff of physicians, psychiatrists, and advanced practice registered nurses. As the Division's largest branch, Clinical Services provides a range of clinically required nursing, dental, and specialty care through professional registered nurses, licensed practical nurses, para-medical assistants, dentists, dental hygienists, dental assistants, and health information personnel. The Mental Health Branch provides a variety of mental health services for individuals with serious mental health needs in outpatient, residential, and acute care settings through HCD staff including clinical psychologists, a registered nurse with a psychiatric specialty, social workers, human services professionals, corrections recreational therapists, and para-medical assistants.

State of Hawaii  
Department of Public Safety



PANDEMIC RESPONSE PLAN  
COVID-19



Working in collaboration with facility administration, security, offender services, residency, case management, and other correctional staff, HCD personnel provide necessary and legally-mandated health care services for all offenders with serious health care needs. At the Halawa Correctional Facility, Women's Community Correctional Center, and Oahu Community Correctional Center, on-site health care services are operational 24 hours per day, seven days a week. On-site health care services are provided at a minimum of eight and up to sixteen hours a day, seven days a week, at the Waiawa Correctional Facility, Ku-

lani Correctional Facility, and neighbor-island correctional centers on Hawaii, Maui, and Kauai. After-hours medical and psychiatric care is available through on-call provider services. Additional specialty health care is afforded through in-reach programs and off-site referrals to local community providers, hospitals, and clinics.

The HCD administers a range of health care programs and services at correctional facilities and centers statewide. Examples include the following:

## Screening and Identification

Individuals in custody receive three levels of screening for the identification of health care needs. Upon admission to the correctional system, all individuals in custody receive Intake Screening for the identification and immediate referral of urgent health care needs. Individuals in custody also receive the Nursing Intake Assessment and the Post-Admission Mental Health Screen within fourteen (14) days of admission to the correctional system. Individuals in custody identified as having a serious medical or mental health need are referred to a Qualified Health Care Professional, Qualified Mental Health Professional, Licensed Health Care Professional, or Licensed Mental Health Professional for further evaluation and/or intervention.

## Clinical Preventive Program

Individuals in custody receive clinical preventive services as medically-indicated. Clinical preventive services include health assessments (e.g., physical examination), screening and other preventive services (e.g., mammograms, colorectal screening, prostate screening, Pap smears), and screening and testing for communicable diseases (e.g., tuberculosis, HIV, sexually transmitted diseases, hepatitis, and SARS-CoV-2). Immunizations are administered as clinically indicated for the following: diphtheria-tetanus-pertussis (Tdap), hepatitis A & B, influenza, measles/mumps/rubella (MMR), pneumovax, and varicella. The COVID-19 vaccine is offered upon admission to a correctional facility and available throughout the period of incarceration during regularly scheduled facility vaccination clinics.

## Sick-Call Program

At any point during incarceration, all individuals in custody may submit non-emergency health care requests for medical, dental, or mental health services. Non-emergency health care requests are reviewed and prioritized daily by qualified health care professionals. A face-to-face clinical encounter for a non-emergency health care request is conducted by a qualified health care professional or qualified mental health professional within 24 hours of receipt by HCD staff.

## Chronic Care Program

Individuals in custody with chronic disease, significant health conditions, and disabilities receive ongoing multidisciplinary care aligned with evidence-based standards. Clinical protocols, consistent with national clinical practice guidelines, for the identification and management of chronic diseases or other special needs are administered for asthma, diabetes, HIV, hyperlipidemia, hypertension, mood disorders, and psychotic disorders.

## Infirmiry Care

Infirmiry-level care is provided to individuals in custody with an illness or diagnosis that requires daily monitoring, medication, therapy, or assistance with activities of daily living at a level needing skilled nursing intervention. The HCD operates 24-hour medical and psychiatric infirmaries at the Halawa Correctional Facility, Women's Community Correctional Center, and Oahu Community Correctional Center.





## Terminally Ill Care

The HCD provides a Palliative Care Program and the Medical Release Program to address the needs of terminally ill individuals in custody. Palliative care is medical care and support services aimed at providing comfort, including adequate pain management. Treatment is focused on symptom control and quality-of-life issues rather than attempting to cure medical conditions. The Medical Release Program involves the release of an individual in custody before the end of the individual's sentence based on the presence of a terminal condition, debilitating disease or illness, and prognosis. In coordination with the Hawaii Paroling Authority, Medicare/MedQuest division, re-entry coordination office, and community agencies/volunteers, the HCD recommends individuals in custody who meet criteria for the Medical Release Program.



## Suicide Prevention Program

The Department of Public Safety administers a comprehensive and multifaceted team approach to the Suicide Prevention Program, which includes the following components: training, identification, referral, evaluation, treatment, housing, monitoring, communication, intervention, notification, reporting, review, and postvention.

## Discharge Planning



The HCD provides discharge planning services for individuals in custody who have serious medical and mental health needs. The specific type of community linkage varies depending on the medical and/or mental health needs of the individual in custody. The process to assure continuity of medical care often involves coordination of services with community Providers (including specialists), Medicare/MedQuest, re-entry coordination office, the individual's family/friend and the receiving community facility (e.g., hospital, nursing home, care home). Since June 2018, the HCD and the Adult Mental Health Division (AMHD) have implemented a system that allows for provisional mental health eligibility for AMHD services to be determined by correctional Providers. AMHD contracted Community-Based Case Managers now initiate services up to three months prior to release from prison. The result has been improved continuity of mental health care

between our prisons and the community.

## Student Education Partnership

In partnership with the University of Hawaii John A. Burns School of Medicine (JABSOM) and the Queen's Health Systems (QHS), the HCD provides an opportunity for JABSOM residents to complete clinical rotations in psychiatry at the Oahu Community Correctional Center.

Through an ongoing agreement with the Western Interstate Commission for Higher Education (WICHE), the HCD offers American Psychological Association Accredited Clinical Psychology Internship positions at the Oahu Community Correctional Center and the Maui Community Correctional Center with preference to Hawaii residents or individuals who intend to practice in Hawaii.



The HCD also offers Post-Doctoral Clinical Psychology appointments through the WICHE program.

The HCD serves as a Practicum Training Site for the Hawaii School of Professional Psychology at Chaminade University of Honolulu (formerly Argosy University, Hawaii). Licensed Clinical Psychologists provide on-site supervision and training for diagnostic, intervention, and advanced practicum graduate students.

The HCD offers nursing students from Chaminade University of Honolulu and Hawaii Pacific University the opportunity to gain clinical experience in a correctional setting by working with a Registered Nurse at the Halawa Correctional Facility, Waiawa Correctional Facility, and Women's Community Correctional Center.

## DIVISION HIGHLIGHTS

In January 2019, the HCD initiated a needs assessment of the division in relation to current operations and national standards/trends. The findings suggested a need to reorganize the structure of the division in order to optimize the efficiency and effectiveness of health care delivery. In March 2019, the HCD started a collaborative multi-step process to modify and improve the organizational structure of the division. HCD quality improvement efforts are ongoing as reflected in the division highlights and goals below.

### Hepatitis-C Opt-Out Screening Program

Hepatitis C infection disproportionately affects individuals in correctional institutions. Approximately 30% of all individuals with Hepatitis C infection in the United States reside in a correctional institution for at least part of the year. Incarcerated individuals who are released untreated and infected with Hepatitis C may contribute to the spread of the virus in the community due to unawareness of infection status and little or no community health care contact. In an effort to more accurately identify prevalence rates of Hepatitis C in Hawaii's prisons and jails



and to improve continuity of care between corrections and the community, the HCD has been working in collaboration with the Hawaii Department of Health, Hawaii Health and Harm Reduction Center, Kumukahi Health + Wellness, Malama Pono Health Services, and Maui Aids Foundation to establish the Hepatitis C Opt-Out Screening Program for incarcerated individuals.

### Medical Release

The HCD has been working collaboratively and effectively with the Hawaii Paroling Authority on the release of incarcerated individuals who meet criteria for medical release. One particularly challenging area to the medical release process involved incapacitated inmates who have no family or no loved ones willing to accept responsibility for care in the community. In collaboration with the Family Law Division and the Office of the Public Guardian, the HCD established a process to obtain guardianship for incapacitated inmates upon release to the community. Another barrier to the medical release process has been the availability of appropriate community placement. In partnership with the extraordinary efforts of Robert Merce, the HCD has been attempting to expand potential housing opportunities with the Leahi Hospital, Waikiki Health Center, and nursing homes.

### Medication for Opioid Use Disorder

At the National level, there has been increased interest in Medication for Opioid Use Disorder

(MOUD) within correctional environments. The Kauai Community Correctional Center (KCCC) MOUD pilot project was initiated in 2019 to allow PSD the opportunity to identify barriers and successes for MOUD implementation on a small population with very limited resources. PSD also partnered with Alkermes to initiate the project using injectable naltrexone. In 2020, HCD Providers completed the DEA X-Waiver training to allow for the prescription of buprenorphine in the treatment of Opioid Use Disorders. In 2021, KCCC medical and mental health staff have been participating in a Justice Community Opioid Innovation Network (JCOIN) study with Dr. Graham Chelius and Dr. Kelley Withy (Rural Health Association). Due to the extremely high risk for diversion of MOUD prescription medications, PSD intends to meticulously and rigorously review available information and protocols prior to implementation of the comprehensive PSD MOUD program. PSD will continue to partner with community agencies in the design and execution of MOUD at our correctional facilities.

## **DIVISION GOALS**

Over the next two years, division goals include:

- Enhance community partnerships for the purpose of improving continuity of care with other departments, community agencies, providers, and volunteers.
- Require all Clinical Services Administrators and Mental Health Administrators to obtain Certified Correctional Health Professional status with NCCHC. CCHP Administrators would subsequently implement educational training on NCCHC standards for health care staff.
- Obtain NCCHC Health Care Accreditation at 75% of our correctional facilities statewide.
- Implement the statewide opt-out screening program for Hepatitis-C.
- Implement a statewide Medication for Opioid Use Disorder (MOUD) program to provide an additional intervention for substance use disorders and prevent opioid overdose.
- Develop, implement, and manage a medical quality assurance program.
- Provide 24-hour health care coverage at neighbor-island jails.
- Provide weekend and extended mental health coverage at the Halawa Correctional Facility, Women's Community Correctional Center, and neighbor-island jails.
- Implementation of the Structured Living Unit Program in order to divert individuals in custody with serious mental health needs from segregation.
- Provide Mental Health First Aid certification for all clinical HCD staff.
- As part of the Zero Suicide Initiative, require all Clinical Psychologists to obtain Beck Cognitive-Behavior Therapy certification.
- Expansion of the mental health residential treatment module at the Oahu Community Correctional Center.
- Implementation of non-pharmacological mental health interventions in order to alleviate the psychiatry clinic backlog due to visits for non-serious mental health needs.
- HCD involvement at the national level through active participation with the National Commission on Correctional Health Care and the American Correctional Association.



# Health Care Division

## DIVISION CHALLENGES



Since early 2020, the coronavirus disease (COVID-19) has significantly altered the operations of the HCD at all correctional facilities, temporarily forcing a protracted shift in our objectives on improvements to the system of health care delivery. COVID-19 has been highly problematic for correctional facilities nationwide due to the structure of jails and prisons as congregate living facilities. Throughout the pandemic, HCD focused resources on implementation of the PSD Pandemic Response Plan with guidance from the Centers for Disease Control and Prevention, as well as our partners from the Hawaii Department of Health.

Aside from the omnipotence of COVID-19 during the pandemic, the foremost challenge facing the HCD is the ability to manage the constant and unexpected demand for health care services in our jails and prisons, despite the existence of limited resources. The complexity of the problem is compounded by increasing costs of medical, diagnostic, and pharmaceutical services that occur in conjunction with the continuing evolution of correctional standards for health care and the ongoing presence of an aging inmate population. The HCD is also caring for an inmate population whose lifestyle choices, while in the community, have many times led to the development of serious chronic illnesses or diseases that are often neglected or undiagnosed until incarceration.

The existing electronic medical record system is another leading challenge for the HCD. The current system is limited in the ability to provide useful information for the public health response to the coronavirus pandemic. The current system also lacks the capability to integrate with pharmacy software, which necessitates a dual order system that inefficiently expends valuable staffing resources. The HCD intends to explore alternative electronic medical record systems that will meet our anticipated, future needs.





# Correctional Industries Division



Hawaii Correctional Industries (HCI), a division of the Hawaii Department of Public Safety (PSD), is a collection of manufacturing and service enterprises that provide job training for offenders. Although HCI produces dozens of products, our most important product is a vocationally rehabilitated individual that is a productive and contributing member of society.

HCI is a unique blend of business and government, using private industry tools and techniques to provide a public service. Operations within state correctional facilities are supported by sales to state agencies, county and local governments, and non-profit organizations. Offenders gain work experience and training as they produce high quality, competitively priced products, which translates into enormous benefits for taxpayers, the offenders who work and learn in HCI, and for our customers.

Many of those placed behind bars in Hawaii are young men and women 18-30 years old, who lose labor skills while in prison and subsequently see their opportunities plummet post-release. The social cost to the state of Hawaii from this skill loss is significant; HCI works to reduce this cost. In addition to rising costs, one of the most difficult problems facing the criminal justice system is the number of repeat offenders. In Hawaii, approximately one half of all offenders released will recidivate – commit a new crime or violate conditions of their release – within five years and be back inside the correctional system.

With no savings or job skills, the cycle will most likely begin again. HCI produces quality goods and services and provide offenders with job experience. This develops a positive work ethic and an opportunity for offenders to succeed once they are released.

These work opportunities provide the means for them to pay court ordered financial obligations, victim restitution, a portion of the costs of incarceration, help support their families, and build a mandatory savings account.

Offender work programs are also an important element in managing a safe, efficient correctional system – reducing idleness, decreasing anxiety, and giving offenders an opportunity to be productive.

With 97% of all incarcerated offenders returning to local communities, HCI plays an important role in their transition. With the seed money from their savings, job skills and experience gained from HCI, offenders have a greater chance of finding a job – enabling them to work toward a better life for themselves, their families and their communities.

For more information please view HCI's 2021 Report to the Legislature—Annual Position Listing Report of Hawaii Correctional Industries here: <https://dps.hawaii.gov/publications/reports-to-legislature/>

## Law Enforcement Division



**Jordan Lowe**, Deputy Director for Law Enforcement



The Law Enforcement Division is comprised of the Sheriff Division and the Narcotics Enforcement Division.

The Sheriff Division (SD) is the primary statewide law enforcement entity and its mission is to provide a safe and secure environment for all persons and property through established patrol areas including the Honolulu Civic Center area, the Honolulu International Airport, and the neighbor-islands. The Sheriff Division supports the Judiciary by conducting cellblock operations, response to calls for assistance, and the transport of high-risk offenders. The Sheriff Division is the chief law enforcement agency tasked with fugitive apprehension in the State and employs a special operations unit that is very capable in this arena. SD is further directed to conduct felony and misdemeanor investigations; and to coordinate with other federal, state and county law enforcement agencies in joint enforcement operations. SD is additionally tasked to assess emergency management needs, develop plans, and coordinate efforts through entities such as the State Law Enforcement Coalition to assist in major terrorist or natural disasters. The Sheriff Division is committed to providing personnel and resources in support of the State Civil Defense for homeland security threats to the State.

The Narcotics Enforcement Division (NED) serves and protects the public by enforcing laws relating to controlled substances and regulated chemicals. They are responsible for the registration and control of the manufacture, distribution, prescription, and dispensing of controlled substances and precursor or essential chemicals within the State. NED also investigates all drug offenses initiated in correctional facilities, and other State facilities. NED assists other PSD Law Enforcement agencies with criminal narcotics investigative support as well as provides forensic drug analysis for Federal, State and County law enforcement agencies upon request.

## MESSAGE FROM THE SHERIFF



I'm humbled and honored to present the State of Hawaii, Department of Public Safety, Sheriff Division 2021 Annual Report. This document reflects a comprehensive presentation of the functions and exceptional accomplishments of the Sheriff Division.

2021 had brought many challenges to the Sheriff Division but it also brought opportunity to invoke changes and growth. Under the superb executive leadership of Director Max Otani and Deputy Director for Law Enforcement Jordan Lowe, an emphasis was placed on creating an atmosphere of professionalism, improved accountability, and restored pride.

Several new initiatives were introduced and passed which included an updated change in our Sheriff uniform, the establishment of peer support ser-

vices, and a focus on CALEA accreditation. Deputies honed their skills in the field with a renewed importance on law enforcement services and patrolling to deter crime and respond to calls for assistance. Deputies continued certifications in crisis intervention training and became better trained to respond to and handle incidents involving persons in crisis. The Sheriff Division was able to conduct a partial rollout of conducted energy weapons providing deputies with a less lethal option in the field and the hopes of saving a life.

The direction of the Sheriff Division is steadfast and moving forward and as we enter 2022, the Sheriff Division is looking towards meeting the concerns of the community with transparency and accountability by implementing a partial rollout and use of Body Worn Cameras across the ranks of our patrol units. Additionally, as we progress into the new year, we anticipate continued progress with our efforts to reach CALEA agency accreditation with a goal set for November 2022.

It has been an outstanding and momentous year for the Sheriff Division, and I look forward to the opportunities that 2022 will bring. I salute the men and women of the Sheriff Division for embracing the highest standards of honor, courage, and duty in the service of our great state.

William "Billy" Oku, Jr.  
State Sheriff



## ADMINISTRATION



### SHERIFF

William Oku JR.

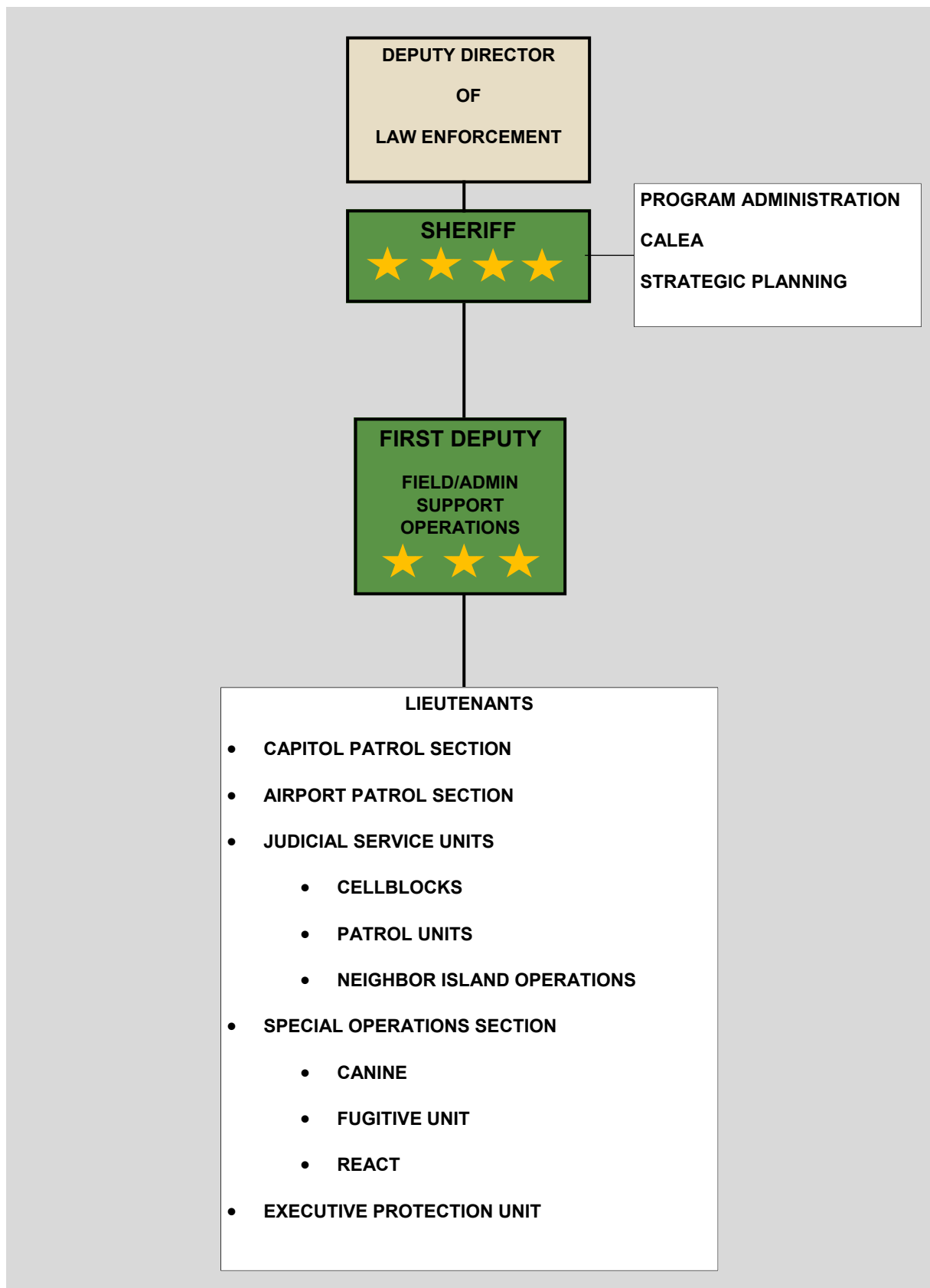


### FIELD OPERATIONS

### FIRST DEPUTY

Lanikoa Dobrowolsky





## COVID Response

The impact of COVID-19 on the Sheriff Division throughout FY2021 was tremendous and made operating effectively difficult. Due to the nature of law enforcement, deputies were on the front lines and susceptible to infection through daily contact with inmates, arrestees, and the general public. Although all precautions were taken, deputy sheriffs still contracted the virus making contact tracing and isolation protocols the standard. At times, entire sections were impacted by quarantine measures mandated to limit viral transmission. Despite the impact to manpower and operating capabilities, the Sheriff Division managed to stand alongside their State Law Enforcement Coalition (SLEC) brothers and sisters and County first responders to ensure the safety of the public.

Under SLEC, Sheriff Deputies supported ESF-13 functions including the 24/7 protection of the Strategic National Stockpile which lasted more than 60 days, the enforcement of Hawaii's



Safe Travels program at the Honolulu International Airport described in the Governor's Emergency Proclamation, and the multi-agency, multi-jurisdiction coverage to support the vaccination "Pod" at Leeward Community College between January and May 2021. At the Pod, deputies worked alongside the Honolulu Police Department to conduct traffic control and secure the site. Select deputies worked in with the City and County Incident Management Team (IMT) to perform duties under the general staff positions of the incident command system. Ultimately, the vaccine site serviced approximately 1000 people a day without incident which is testimony to the team effort that included

DOH personnel, private doctors and nurses, interns, and members of the Honolulu Fire Department, Department of Emergency Services, the Honolulu Police Department, the Sheriff Division, and many volunteers.

As the vaccine became the focus and mandates began being issued, the Sheriff Division was once again called upon to stand strong and provide law enforcement services to the many dozens of protests and demonstrations which occurred at the State Capitol, DLIR, HIA, and other targeted locations under our purview. On the neighbor islands, deputy sheriffs worked alongside their DOCARE counterparts to patrol the state parks and enforce the covid restrictions on gathering sizes through education efforts and the issuance of citations. Sheriff deputies represented the State of Hawaii well by preserving the peace, protecting the public, and ensuring demon-

strators were afforded their constitutional rights to protest .



# Sheriff Division




The modern State of Hawaii Sheriff Division traces its establishment to 1846. As the Kingdom, Territory, and Statehood progressed, so has the title "Sheriff".

Sheriff Deputies are now involved at various stages of the criminal justice system. At the initial stage, they provide law enforcement services to areas within their State jurisdiction and respond to calls for service or assistance from the public. When necessary, deputies arrest offenders, and book and process persons entering the system. At the various sheriff cellblocks, deputies secure, escort and transport those detainees. They also escort, secure and transport juvenile and adult inmates to inter-island and intrastate destinations for court appearances.

Deputy Sheriffs patrol areas within their jurisdiction and support other federal, state and county law enforcement as requested. Deputies serve the public by preserving the peace, protecting the rights of the people and State property, investigating, detecting, and arresting offenders, preventing crime through patrol presence and education, and enforcing laws and ordinances.

Deputy Sheriffs conduct felony and misdemeanor investigations, including interviewing victims, complainants, witnesses; gathering physical evidence; submitting written reports for criminal prosecution; coordinate with external agencies such as County Prosecutors, Attorney General, County Police Departments, and the Judiciary to facilitate all necessary documentation for successful prosecution. They also conduct records verification and background checks. Deputy Sheriffs promote the safe and efficient movement of traffic on public roadways through traffic management and enforcement of traffic laws, including investigations of traffic collisions, enforcement of statewide intoxicated-influenced driving laws, and issuance of citations for moving and parking violations.

This Division is the lead agency of the State Law Enforcement Coalition, which was formed to meet the mandates of the federal Homeland Security Act. The coalition also implements federal guidelines on issues related to weapons of mass destruction.





## **ADMINISTRATIVE SUPPORT SECTIONS**

The Clerical Support Staff provides clerical services, maintains correspondence and technical files and records, and provides typing, filing and other clerical duties as required. This unit provides operational and administrative clerical support and other related duties for the section. They also provide support services for the Division's operations, programs, services and assists the Sheriff in managing the Division's resources.

## **SPECIAL OPERATIONS SECTION**

Deputies assigned to the special operations section (SOS) conduct a wide range of functions including fugitive apprehension investigations requiring the tracking, locating, and arrest offenders wanted on felony warrants or escapees. The special operations section also executes search warrants for agencies requesting assistance and maintains the only statewide canine unit with explosive detection and narcotic detection capabilities. Additionally, the special operations section enforces court orders such as writs of possession and maintains the State of Hawaii's DHS Tier III capable tactical response within the Rapid Enforcement and Counter Terrorism Team (REACT). As ordered, SOS deputies perform the air transport and escort of all high-risk offenders throughout the State of Hawaii and the mainland in accordance with guidelines, Federal Regulations, Title 14, FAA guidelines, State laws, rules and regulations. Special Operations deputies are also responsible for general law enforcement activities in the delivery of the services under this unit, including criminal arrests, investigations, submitting written criminal reports, assisting in subsequent prosecution, traffic enforcement, and any other state or city law enforcement provision.




SOS deputies participating in a multi-agency active threat exercise at U.H. William S. Richardson school of medicine.



SOS deputies training and certifying a dual purpose canine for patrol operations.



SOS deputy training to breach doorways with members of HFD.



SOS deputy conducting canine search for narcotics.



SOS deputies posting and securing corridor after clearing for threats in an exercise.



## **COMMUNICATIONS UNIT**

Sheriff Division dispatch functions as a centralized communications control center utilizing an Internet Protocol based dispatch console to dispatch, coordinate, monitor and provide operational assistance to sheriff units while on patrol or when responding to and dealing with complaints, disturbances, reports of crime, emergencies, natural disasters or any other requests for sheriff assistance.

Sheriff Division dispatchers screen radio, telephone and verbal emergency and non-emergency requests for assistance; elicits pertinent situation information and relays the information clearly, concisely and accurately to ensure timely responses by sheriff units. Follows up to confirm receipt and understanding, if no response is received. Dispatchers make priority decisions when multiple requests for assistance are received and coordinates response of other elements of the division and other agencies as required.



## **EXECUTIVE PROTECTION UNIT**

The Executive Protection Unit is responsible for providing personal protective services to key State officials and other dignitaries as directed by the Director of Public Safety. The deputies assigned to this unit primarily provide around the clock protection to our Governor and the Lieutenant Governor and their families. Often, these deputies must travel inter-island, nationally, and occasionally internationally in support of their operations but regardless of their location, the deputies are expected to perform their protection duties effectively and professionally to ensure the safety of our elected officials.




Deputies and supervisors assigned to this unit are highly trained and specialize in close-in protection, threat assessments, and advance reconnaissance. Due to the nature of this assignment, deputies often work with members of the U.S Secret Service, the U.S. State Department, and various law enforcement agencies at the local and international levels.

## PATROL UNITS

### CAPITOL PATROL SECTION

This Section protects the rights of persons and property statewide, with a particular focus for law enforcement including but not limited to the Civic Center Complex, Judiciary system, the State Capitol, and Washington Place. Patrol deputies respond to calls for assistance through either county 911 or Sheriff Dispatch, investigates and detects crime and arrests criminal offenders. Enforces and prevents criminal violations of state laws and city ordinances. Patrol deputies are responsible for general law enforcement activities in the preservation of peace including felony and misdemeanor investigations, submitting written criminal reports, assisting in subsequent prosecution, testifying under oath, traffic enforcement and traffic accident investigations.



### AIRPORT PATROL SECTION

The current Memorandum of Agreement with the Department of Transportation – Airports (DOT-A) specifies that the Department of Public Safety (PSD) agree to assign Deputy Sheriff personnel to provide law enforcement duties at the Daniel K. Inouye International Airport including the surrounding areas of the Department of Transportation – Airports jurisdiction; and the Kalaeloa and Dillingham Airfield.

Airport patrol deputies are responsible for general law enforcement activities. The delivery of the services under this unit include but are not limited to criminal arrests, misdemeanor investigations, submitting written criminal reports, assisting in subsequent prosecution, traffic enforcement, and any other state or city law enforcement provision. Airport patrol deputies interface and operate with partnering federal agencies such as the Transportation Security Administration (TSA), the Federal Bureau of Investigation (FBI), and Customs and Border Protection (CBP) on a daily basis to secure and protect the Daniel K. Inouye International Airport.





## **RECORDS SECTION / RECEIVING DESK**

The Records Section acts as the central clearinghouse for the collection, examination, storage, maintenance, distribution and disposal of all official records, documents and reports generated and/or utilized by the division.

The Sheriff Division Receiving Desk is the only State of Hawaii asset which has the ability to receive, book, and process arrests outside of the county police departments. The deputies assigned to the Receiving Desk service all Sheriff Division arrests as well as supporting other state law enforcement agencies process those arrested subsequent to “on-view” charges and/or arrests made by legal documents. It also maintains, stores and distributes official records and documents to criminal justice agencies.

## **JUDICIAL SERVICE UNITS**

These sections provide support to the Judiciary which involve patrol response and cellblock operations. Deputies assigned to the various Judicial Service Units support the neighbor-island court houses, the Honolulu District Court, Honolulu Circuit Court, Kapolei Court Complex, and the Hawaii Supreme Court. Deputies provide cellblock operations managing the tens of thousands of arrestees cycled through the courts annually as well as the inmate population scheduled for court hearings. Judicial services deputies provide threat assessments and personal protection to justices and judges targeted by threats. Judicial service deputies are also responsible for general law enforcement activities in the delivery of the duties, including transporting offenders, criminal arrests, investigations, submitting written criminal reports, assisting in subsequent prosecution, traffic enforcement, and any other state or city law enforcement provision. Annually, Judicial Service Units take in, house, and process tens of thousands of freshly arrested offenders as well as inmates moving through the criminal justice system.

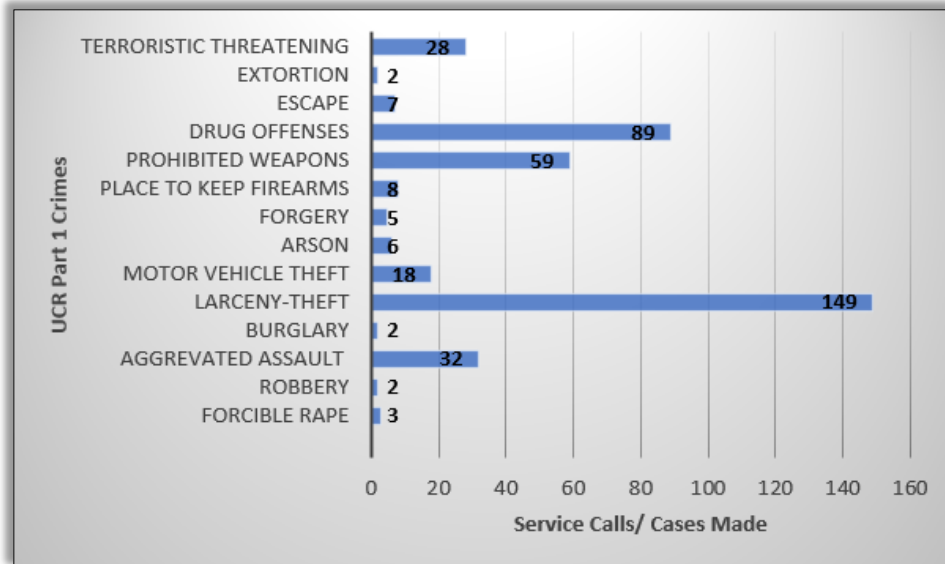




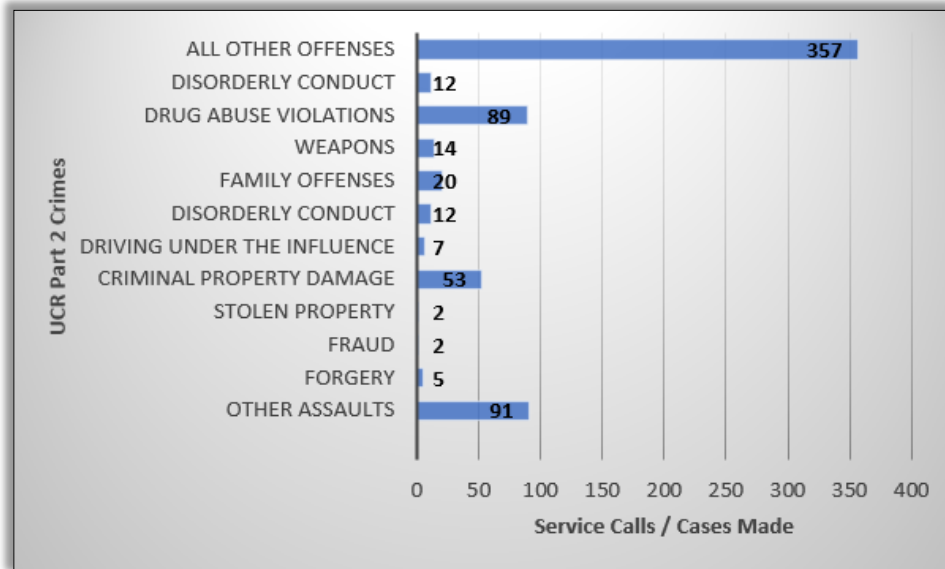
## STATISTICAL DATA FOR 2021

### Sheriff Division Response to Calls for Assistance

#### UCR Part 1 Crimes



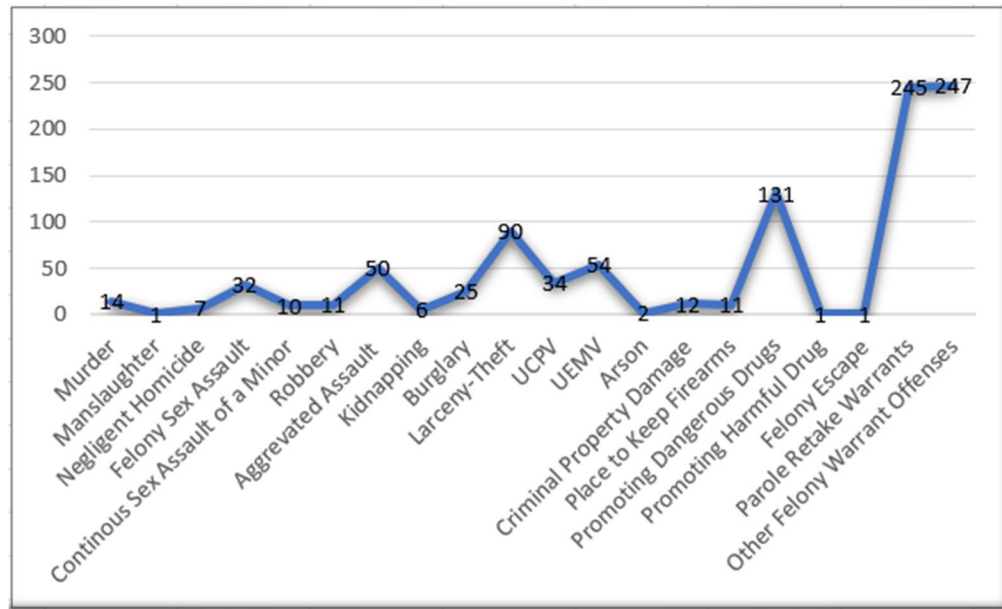
#### UCR Part 2 Crimes



\* 13,713 Service Calls were generated in FY2021 with a total of 5545 arrests statewide

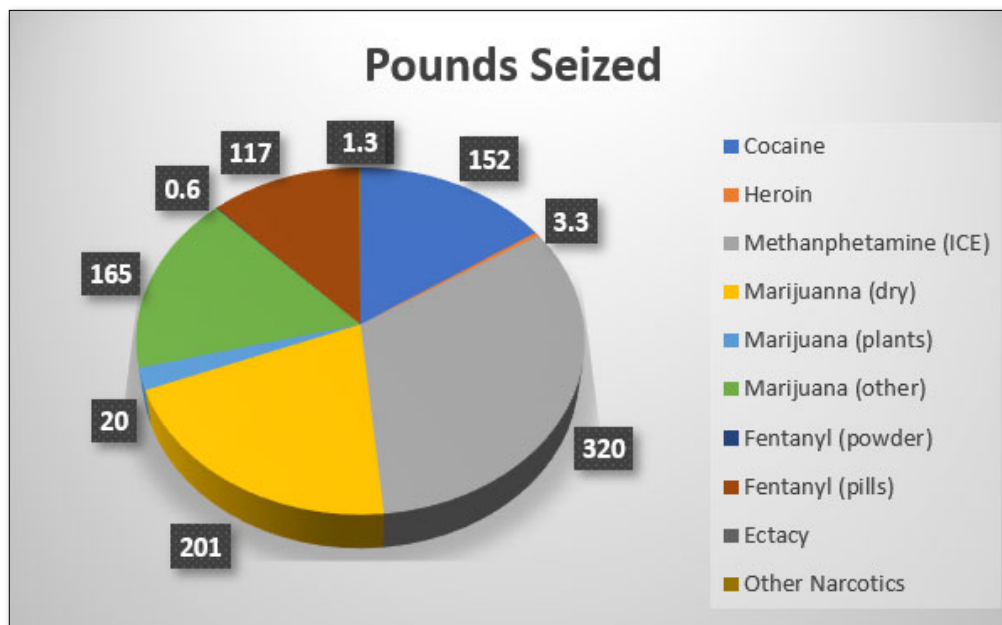
\* Data retrieved from Sheriff Report Management System

## Felony Warrant Arrests 2021



\* 1011 Felony Warrants Served. Data provided by HCJDC

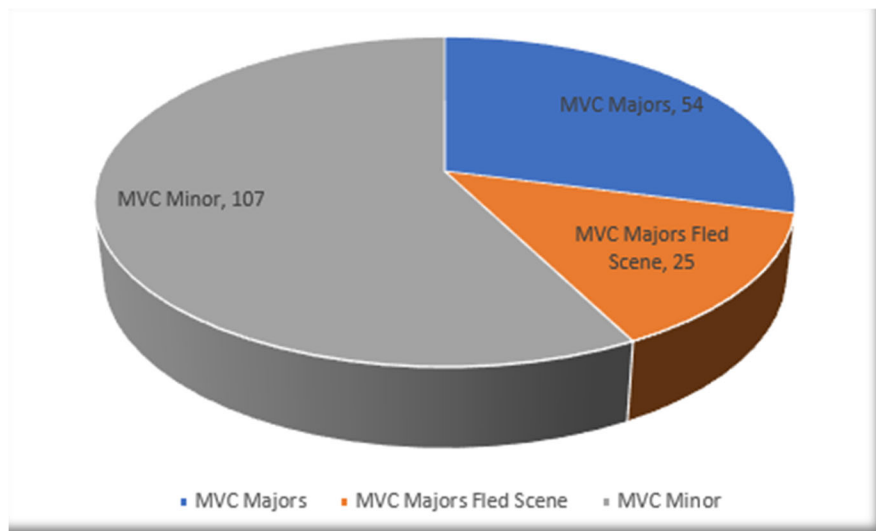
## Narcotics Seized in 2021



\* Estimated street value of \$ 6,817,580.43. Data provided by HIDTA

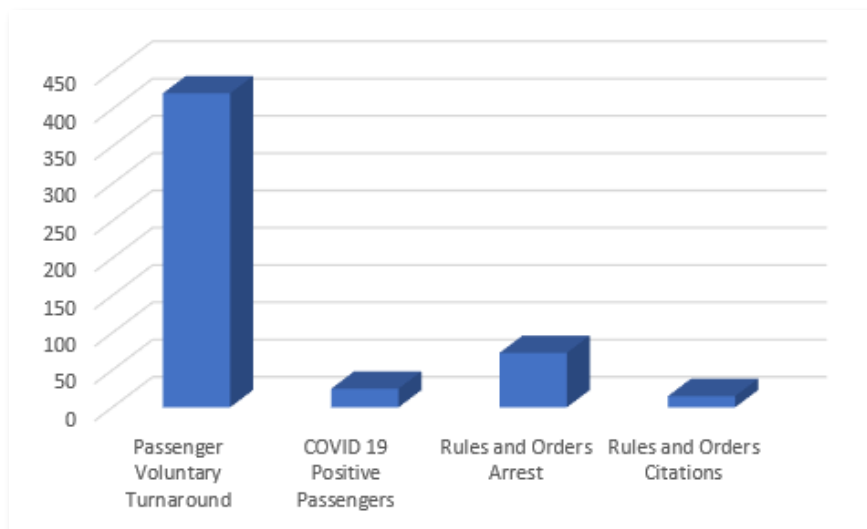
## Traffic Enforcement

### Motor Vehicle Accident Reports



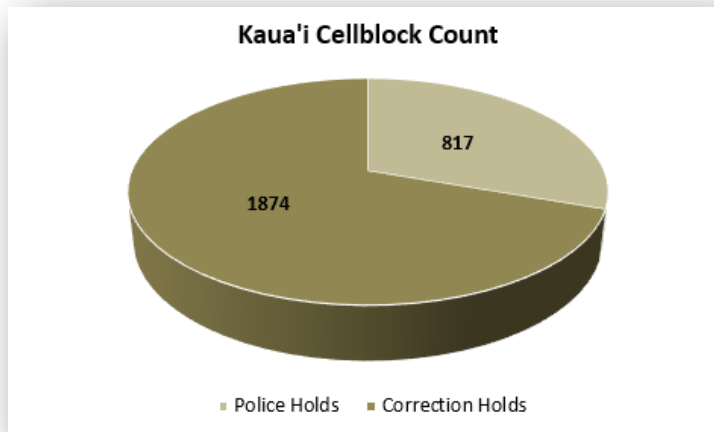
\* 2832 Moving Violation citations issued throughout FY2021

## COVID-19 Proclamation Enforcement

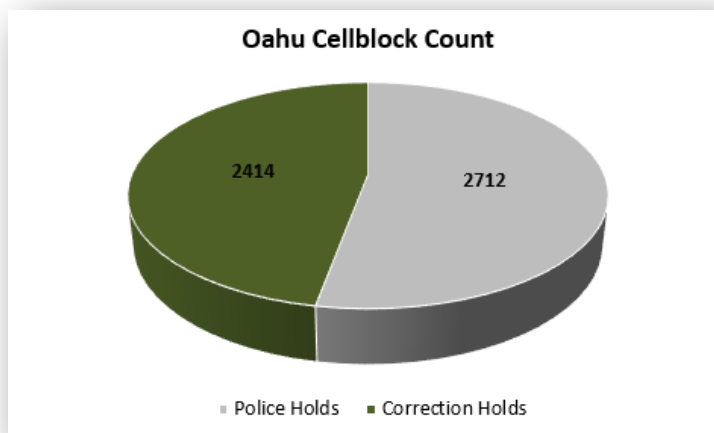




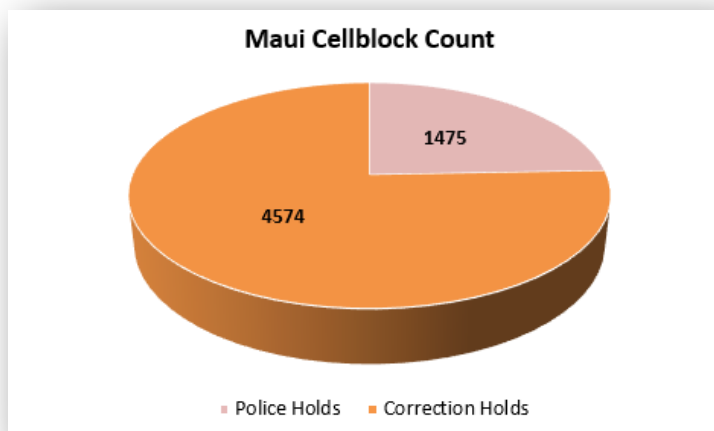
## Judicial Services Statistics By Island



\* 2691 Detainees Held in Kaua'i County FY 2021

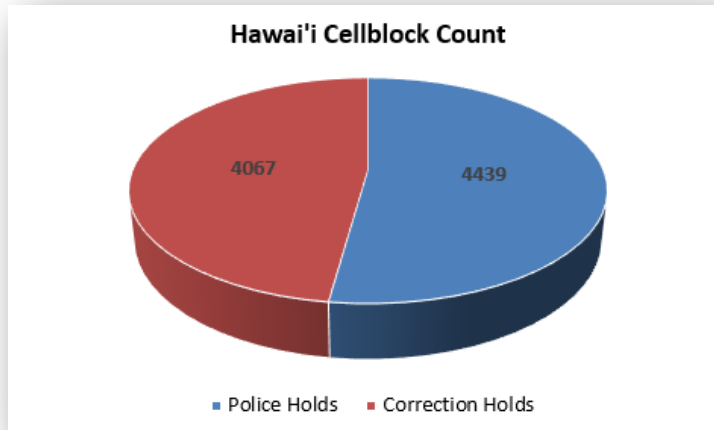


\* 5126 Detainees Held in FY 2021

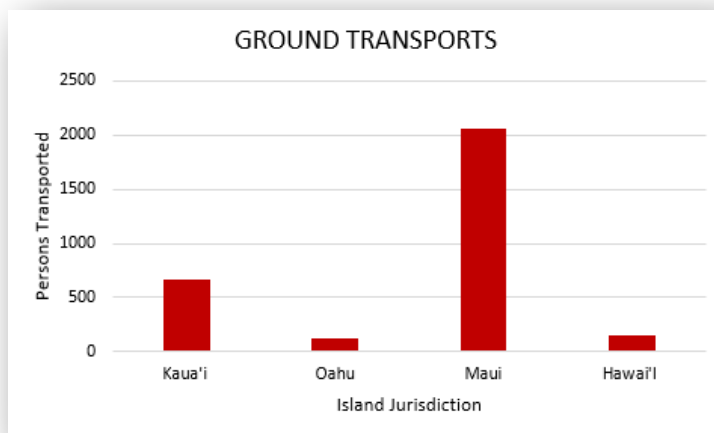


\* 6049 Detainees Held in FY 2021

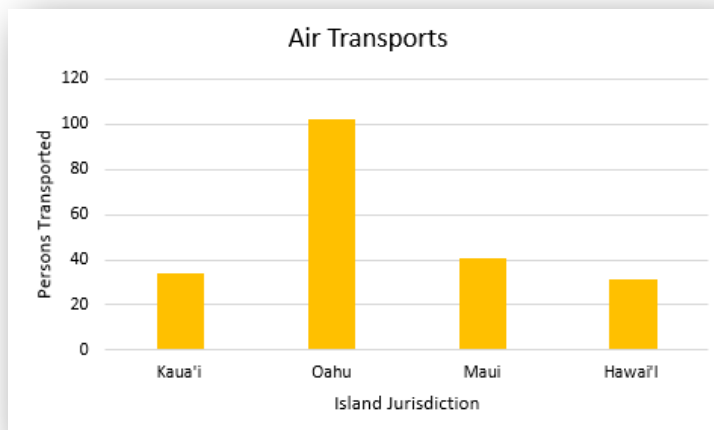
## Judicial Services Statistics By Island



\* 8506 Detainees Held in Hawai'i County during FY2021



\* 2997 Ground Transports Conducted in FY2021



\* 208 Air Transports Conducted in FY2021

## 2021 INITIATIVES

### UNIFORM MODERNIZATION AND REPLACEMENT



For nearly a decade, the Sheriff Division has been plagued with difficulties ordering new and replacement uniforms in the brown color. In January 2021, the current manufacturer of our uniforms, "Blauer" advised the Sheriff Division that they would no longer manufacture our uniforms in the brown color due to their fabric supplier ceasing production and going bankrupt.

Attempts were made to locate another quality manufacturer of the brown uniforms but after our discussions with 5.11 Law Enforcement Clothing, we were instructed that they had also ceased production of their brown colored patrol duty uniforms.

Fully understanding the pending crisis, it was agreed upon by Sheriff leadership and the members of the Division Uniform Committee to propose a new class A uniform and design it in such a manner to eliminate the requirement for "coloring matching". The board came to the unanimous decision to explore a color pattern that was easily obtainable based on the wide use of that uniform design and color by other agencies across the nation. After much research and analytics, the committee proposed a new uniform that was visually a hybrid mix of the previous uniforms worn historically by the agencies that make up the modern Sheriff Division. The silver tan shirt is historically associated with the pre-PSD Sheriff Division uniform and the green trousers are associated with the green uniforms of the State Law Enforcement Officers who merged with PSD by legislative mandate.

Throughout this project, the Sheriff Division was committed to supplying their deputies with a quality uniform that was modern and flexible enough to project our heritage into the future. We are pleased to unveil this new look for our deputies and announce that by utilizing good judgement, the Sheriff Division was able to award this project at a cost savings of about 30 percent less than the current brown uniform. Full scale roll-out is expected by May of 2022.



Sheriff recruit class 21-01 receives the oath of office during their graduation ceremony. Class 21-01 was the first set of deputies to be issued a full complement of the new sheriff uniform.



## AMERICAN WITH DISABILITIES ACT, TRANSPORT VAN

Based on an assessment conducted by the current administration which was ordered to identify operational gaps, it was noted that the Sheriff Division lacked the ability to transport offenders who may have mobility problems or were confined to a wheel chair. Although infrequent, deputies have had to arrest offender's with disabilities in the past and after-action-reviews were conducted to try and develop a best practice to address those gaps.

In June 2020, Public Safety approved a Sheriff Division initiative to contract the building of a transport van that was compliant with the American with Disabilities Act (ADA) and could load, secure, and transport a custody with mobility issues.

The Sheriff Division is proud to field a new 2021 Toyota Sienna van built with upfitted suspension, a wheelchair ramp, and floor space that is purposely built to load and secure a wheelchair. Large rear row seating allows for an escort deputy to be positioned behind the wheelchair or the seat could be used to transport a larger individual who may need extra room.

The Sheriff Division administration believes that all custodies should be treated humanely. Sometimes custodies have mobility problems or difficulties moving about. Being lifted and carried by a team of deputies not only places the deputies in compromising situations but it also and more importantly removes the dignity of the disabled person. It is our hope that by providing this transportation option to address the current operational gap, deputies can perform their duties effectively and continue to respect peoples needs.

This vehicle is assigned to the Capitol Patrol Section and can be deployed anywhere on Oahu, seven days a week, twenty-four hours a day. The ADA compliant transport van is an asset that will support all State law enforcement agencies and the county police as well. It is the goal of the Sheriff Division to purchase an ADA complaint transport van on each island to support law enforcement operations statewide.



## CALEA INTERNAL REVIEW

Sheriff Division recognizes that CALEA accreditation was mandated by the legislature. The CALEA team has implemented a policy review structure and implementation procedures that will help to achieve accreditation with a goal of being awarded accreditation by November 2022.

As of June 2021:

75% of the required policies have been drafted meeting approximately 120 of the 160 plus standards required for accreditation and are in the process of going through internal review.

All Deputy Sheriffs have access to email and our PowerDMS document management system for the implementation of published policies.

Goal for June 2022:

Finalizing accreditation process

All policies and procedures implemented

CALEA team working on proofs (shows that deputy sheriffs are following all policies and procedures)

Scheduling CALEA site visit and final inspections.

## PROJECTED INITIATIVES FOR FY2022

- Work with members of the Attorney Generals Office, the Department of Public Safety, and other agencies to draft and submit legislation to re-organize and stand up a Law Enforcement Department that will absorb most State Law Enforcement entities and align them under the Sheriff providing policy and procedure continuity, improved efficiency and effectiveness for State LE operations, and department CALEA accreditation.
- Continue with the capital improvement project at the Kalanimoku Building to relocate and expand the Sheriff Receiving Desk operations, meet the requirements of PREA, and allow for self-sustainment of overnight holds for state arrestees.
- Seek budget approval to receive funding for a partial roll-out of Body Worn Cameras for our patrol deputies (approximately 120 units).
- Seek budget approval to receive funding for a full-scale rollout of the TASER 7 as a less lethal option to provide for wide dispersion of the units to all deputies including the outer islands.
- Participate in and pass an external review for CALEA accreditation.

## Narcotics Enforcement Division

In fiscal year (FY) 2021, the Narcotics Enforcement Division (NED) received more than 775 calls regarding controlled substances incidents across the State. The NED works closely with and facilitates sharing of resources and information by working joint criminal investigations through its participation in initiatives with the Hawaii High Intensity Drug Trafficking Area (HIDTA), Western States Information Network (WSIN), Alliance of States with Prescription Monitoring Programs (ASPMP), National Association of States Controlled Substance Administrators (NASCSA) and the Drug Enforcement Administration (DEA) task forces and Domestic Cannabis Eradication Suppression Program (DCE/SP).

### FY 2021 HIGHLIGHTS:



FY 2021 was an exciting year for the NED because of many new changes in the controlled substances industry. Those exciting changes include:

NED continued to participate in Governor Ige's State Opioid Operational Work Groups and assisted with the creation of a statewide strategy to address opioid issues in the Hawaii.

NED has completed formal electronic integration of healthcare records for multiple states, territories and government programs with the Hawaii Prescription Drug Monitoring Program. This increases efficiency in healthcare and reduces patient wait time for prescriptions.

The NED Forensic Laboratory maintained its accreditation as an analytical laboratory after undergoing an intensive inspection of the Laboratory's technical, administrative and management processes.

Despite these exciting accomplishments, the COVID-19 pandemic affected NED in several areas. Lockdowns and work from home directives reduced the number of investigations and overall numbers. With recovery and a return to more normal conditions, NED expects overall numbers to return to pre-COVID levels.

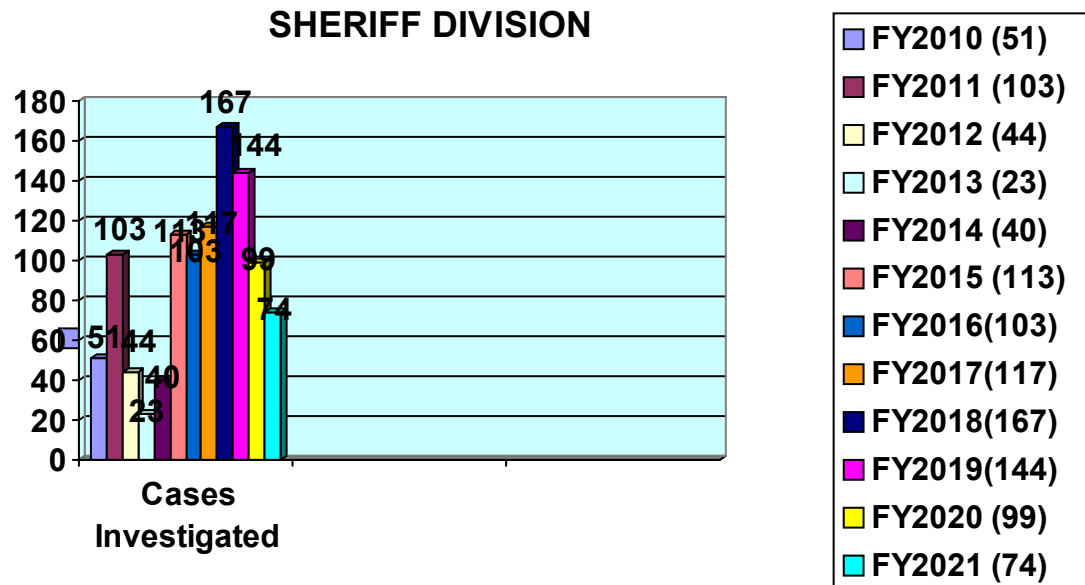
### UPDATE TO CONTROLLED SUBSTANCES LAWS:

Chapters 329-11 (d) and 329-11 (e) of the Hawaii Revised Statutes allows the NED to propose changes to Hawaii's controlled substances laws based on changes in controlled substances laws at the federal level, or to confront potential or actual conditions in the community that may present an imminent danger or hazard to the public. In FY 2021, the NED took actions to temporarily place five controlled substances onto the Hawaii controlled substances schedules in response to changes to federal law. The NED further made recommendations to allow the Hawaii Legislature to contemplate these changes into law.



## PSD AGENCIES (SHERIFF DIVISION REFERRED) DRUG CASES

In FY 2021, NED Special Agents supported and/ or investigated 74 controlled substance and drug paraphernalia cases referred by Sheriff Division Deputies stemming from traffic stops, law enforcement encounters and interdiction at security checkpoints. NED provides investigative and analytical support for all drug cases initiated by the Sheriff Division.



## HIGH INTENSITY DRUG TRAFFICKING AREA (CLANDESTINE LABORATORY INITIATIVE)



In FY 2021, there were no bona fide clandestine laboratories were found by the NED. These incidents resulted from complaints of chemical related odors or suspicious glassware found at residential and commercial locations. NED attributes the low number of clandestine laboratory seizures to enforcement actions, regulations on the key precursor chemical pseudoephedrine and increased education of retailers and the public on over-the-counter (OTC) chemicals utilized to manufacture methamphetamine. The new threat is the manufacturing of marijuana extracts using flammable liquids such as butane, propane, hexane and alcohol. During the 2015 legislative session HB 321 / Act 241 was signed into law by Governor David Ige. Act 241 established within the Department of Health the authority

to regulate marijuana dispensaries in the state of Hawaii. Act 241 also made it illegal for individuals to manufacture marijuana extracts using butane.

In FY 2021, NED's HIDTA Clandestine Laboratory training initiative conducted a total of 4 OSHA required clandestine laboratory re-certification and 40-hour certification classes for Federal; State and County law enforcement personnel conduct clandestine methamphetamine lab investigations on the islands of Oahu, Hawaii, and Kauai.

### **PSEUDOEPHEDRINE TRACKING PROGRAM UPDATE**

In accordance with Act 184, signed into law by the Honorable Governor Linda Lingle on June 6, 2008, the NED was mandated to develop and implement an electronic tracking program for all pharmacies and retailers selling products, mixtures, or preparations containing pseudoephedrine by January 1, 2010. Act 184 mandated that this electronic log be transmitted to the NED monthly where the information would be retained for a period of two years. The electronic log would be capable of being checked for compliance against all State and Federal laws, including interfacing with other states to ensure comprehensive compliance. NED formed a partnership with the Western States Information Network (WSIN) whose mission is to support law enforcement efforts nationwide to combat illegal drug trafficking, identity theft, human trafficking, violent crime, terrorist activity, and to promote officer safety in Alaska, California, Hawaii, Oregon, Washington, as well as Canada and Guam. NED was able to work with WSIN to host and collect all of the retail pseudoephedrine data at no cost to the State of Hawaii.

Pseudoephedrine is a precursor chemical used in the illicit manufacturing of methamphetamine.

**It should be noted that prior to the passage of Act 184, the Hawaii legislature previously passed Act 171**, which was signed into law on June 5, 2006, as an amendment to Chapter 329-64(a)(4) relating to exemptions. Act 171 deleted the exemption for over-the-counter (OTC) sales of products containing Ephedrine and Phenylpropanolamine and placed additional reporting requirements for pseudoephedrine products.

On May 15, 2010, the Honorable Governor Linda Lingle signed Act 123 into law deleting the exemption in 329-64(a) relating to obtaining a permit to sell pseudoephedrine as an OTC drug. All individuals that handle regulated chemicals listed in 329-61 are required to register with the NED as required by 329-67 Hawaii Revised Statutes. Now, many of the non-pharmacy retail distributors no longer carry ephedrine and pseudoephedrine containing products and are now selling OTC pseudoephedrine PE products that cannot be utilized to manufacture methamphetamine.

The purchasing limit for pseudoephedrine is 3 grams per day, or 9 grams in a month. Before completing the sale of an over-the-counter product containing pseudoephedrine, a pharmacy or retailer shall electronically submit the information required in statute to the National Precursor Log Exchange (NPLEx) administered by the National Association of Drug Diversion Investigators (NADDI). If this submission generates a stop sale alert, the pharmacy or retailer cannot sell the product containing pseudoephedrine and this alert is then forwarded by NPLEx to the NED. In addition, NPLEx is required to forward weekly reports to the NED and provide "real time" access via the NPLEx online portal to law enforcement in the State as authorized by the NED Administrator. This service is required by law to be without charge to pharmacies, retailers or law enforcement in the State. In FY 2021 NED's Pseudoephedrine monitoring program was successful in blocking or diverting 4376 boxes illegally sold or 11711 grams from being sold and possibly utilized to manufacture metham-

phetamine. The only unknown factor is how much pseudoephedrine is being prescribed by Hawaii’s physicians to patients that are also purchasing pseudoephedrine at retail distributors.

FY 2021 Purchases	95339
FY 2021 Blocked Purchases	3406
FY 2021 Grams Sold	243315
FY 2021 Boxes Sold	105708
FY 2021 Grams Blocked	11711
FY 2021 Boxes Blocked	4376
FY 2021 Average Grams Per Box Blocked	2.68

The chart above shows that the Hawaii pseudoephedrine tracking system was effective in stopping the unlawful purchase of pseudoephedrine 4376 times in FY 2021. Consequently, the use of over the counter pseudoephedrine to manufacture methamphetamine continues to be frustrated by this effective program.

## CORRECTIONAL FACILITIES

In FY 2021, NED teamed up with corrections security personnel at each facility to assist in the investigation of contraband being smuggled into the facility by visitors, inmates and staff. During this period, NED Special Agents responded to 30 criminal cases originating from PSD Correctional facilities or other related investigations connected to these facilities. NED has also assisted corrections by conducting recruit training for ACO’s on evidence handling and facility drug investigations. Training and strong security controls continue to show a downward trend in reported contraband cases.

## PHARMACEUTICAL CONTROLLED SUBSTANCE DIVERSION



In FY 2021, NED Special Agents looked into 30 controlled substance prescription fraud cases, 1 multi-doctor cases, and 13 requests by law enforcement or prosecutorial agencies for information on patients or practitioners utilizing NED’s electronic prescription accountability program for suspicion of diversion of pharmaceutical controlled substances. There were also 562 reports of controlled substances that were reported lost or missing by controlled substances registrants.

Current Hawaii law creates unique advantages over many of the other states across the nation in terms of combating illegal controlled substance diversion:

- Hawaii is a dual-registration state requiring all practitioners to obtain a State Controlled Substance registration as well as a Federal DEA registration.



- Hawaii law prohibits and does not allow out-of-state controlled substance prescriptions to be filled in the State.
- All controlled substance prescriptions must originate from within the State. (Practitioner must physically be in the State when issuing the prescription)
- Hawaii has an Electronic Prescription Monitoring Program for all Schedule II through IV controlled substances.
- NED has a Pharmacy Alert System connected to all of Hawaii's pharmacies.
- NED's Administrator has emergency scheduling powers for controlled substances and regulated chemicals.
- NED is a law enforcement organization that specializes in pharmaceutical and chemical diversion cases.

### **Inspections:**

NED Special Agent's conducted 17 pre-opening pharmacy, medical office and medical marijuana dispensary facility registrant inspections at various locations statewide and initiated new medical marijuana dispensary retail and laboratory inspections.

### **COVID-19 SUPPORT TO HEALTHCARE AND TREATMENT ORGANIZATIONS IN HAWAII**

In FY 2020, the Narcotics Enforcement Division (NED) responded to the global COVID-19 pandemic by working with the Department of the Attorney General to author seven emergency exemptions to state laws that ensured the uninterrupted provision of healthcare in Hawaii during the COVID-19 state of emergency. Some of the emergency exemptions that were authored include exemptions that: 1) supported out of state healthcare professionals to treat patients in Hawaii without additional licensure, 2) ensured uninterrupted flow of medication for patients in opioid treatment programs, and 3) promoted social distancing by allowing for increased use of telemedicine by both patients and prescribers. All of these things supported the unimpeded flow of healthcare and medication to those afflicted with COVID-19 illness in the community.

### **NED'S PREVENTION PROGRAMS**

#### **DRUG EDUCATION/ TRAINING/PREVENTION PROGRAMS**

NED continues its work in this area informing the public, schools, businesses and law enforcement on Hawaii's illicit and pharmaceutical controlled substance drug problems. Presentations generally cover Hawaii's drug trends, drug identification, medical use of marijuana program, Hawaii's electronic prescription monitoring program now the prescription drug monitoring program, clandestine laboratories, chemicals utilized in the illegal manufacture of controlled substances and the physical / psychological effects that drugs do to the human body. Furthermore, in 2016, the NED partnered with the Department of the Attorney General in mentoring rural and underserved public school students in a drug prevention program known as "I Choose Me." The I Choose Me program provides high school-aged students with drug prevention knowledge that would not necessarily be part of the school curriculum. In FY 2021, NED conducted 19 educational drug/chemical, medical use of marijuana and clandestine laboratory presentations on all islands that was attended by approximately 380 individuals. The number is significantly lower than previous years due to gathering restrictions related to COVID-9

In July 2016, NED also partnered with the Department of the Attorney General, the county police departments, and the Department of Health to begin a drug takeback program based in local police stations across the State. The program allows the public to visit neighborhood police stations where they can deposit their unwanted medications anonymously and conveniently. The unwanted medications are later safely destroyed. To date, the program has been extremely successful.



FISCAL YEAR	TRAINING SESSIONS	# OF INDIVIDUALS TRAINED
2021	19	380*
2020	07	60 *
2019	40	2500
2018	69	2207
2017	42	1632
2016	59	4801
2015	77	9527

\* Number significantly reduced due to COVID-19

## ELECTRONIC PRESCRIPTION MONITORING PROGRAM

State law requires mandatory registration of all pharmacies and dispensing physicians to submit prescription data to the PDMP, the program allows readily available prescription history for anyone prescribed controlled substances in schedule II-IV. This allows physicians or pharmacists the capability of retrieving prescription history for their patients to assist in best providing care, especially where controlled substance abuse is suspected. .

The Hawaii Prescription Drug Monitoring Program (HI PDMP) is Hawaii's solution for monitoring Schedule II-IV controlled substances dispensed in Hawaii. Hawaii Revised Statutes (HRS), Chapter 329, Part VIII, Electronic Prescription Accountability System requires the Hawaii Narcotics Enforcement Division to establish and maintain an electronic controlled substances prescription database for the reporting of dispensed prescriptions for all Schedule II-IV controlled substances under federal law. This program was created to improve patient care and foster the goal of reducing misuse, abuse, and diversion of controlled substances; and to encourage cooperation and coordination among state, local, and federal agencies and other states to reduce the misuse, abuse, and diversion of controlled substances.

Chapter 329, Part VIII requires that each dispenser shall submit, by electronic means, information regarding each prescription dispensed for a controlled substance. Each dispenser shall submit the information required by HRS, Chapter 329, Part VIII to the central repository within seven (7) days of dispensing the controlled substance unless the NED waives this requirement for good cause shown by the dispenser.

The HI PDMP database and the information contained within the database are confidential; they are not public records and, therefore, are not subject to public disclosure. The HI PDMP shall ensure the security and confidentiality of the database and the information contained within the database.

During FY 2021, NED's PDMP program collected data from all of Hawaii's dispensers resulting in over one million new Schedule II through V controlled substance prescriptions entered into the system of which approximately 50 % were opioid prescriptions dispensed. Hawaii's PDMP authorizes controlled substance registrants (physicians, pharmacist, veterinarians, APRN and PAs) to access Hawaii's PDMP directly resulting in reduced manual runs by NED Special Agents for practitioners. The per capita ratio is approximately one prescription per person in Hawaii.

Additionally, NED entered into agreements to allow for electronic integration of health records (EHRs) with the HI PDMP and to allow for integration and communication with the PDMP of the of the other states. This exciting integration allows for seamless access to HI-PDMP in the doctor's office, increasing healthcare efficiency and reducing the time it takes

to be issued a prescription. Integration also allows healthcare professionals to gain information about their patients from prescriptions issued in other states. All of these things allow for safer prescribing of controlled substances.

## FORENSIC LABORATORY PROGRAM

In November 2009, the Narcotics Enforcement Division Forensic Laboratory (NEDFL) began operations and during FY2011-2012 the laboratory attained international laboratory accreditation through the



*From Left to Right: Former Deputy Director Keith Kamita, former Director Jodie Maesaka-Hirata and ASCLD/LAB representative Michael Grubb*

American Society of Crime Laboratory Directors/ Lab Accreditation Board (ASCLD/LAB) accreditation program. This was a significant accomplishment as laboratories that demonstrate compliance with the highly recognized ASCLD/LAB-*International* standard have demonstrated they operate using sound management practices and are technically competent to perform forensic analytical tests for which they hold accreditation. The NEDFL's scope of accreditation includes controlled substance analysis, general chemical testing and clandestine laboratory analysis.

The NEDFL also serves to educate law enforcement, civilian support, correctional officers, and students in drug awareness, recognition and forensics. NEDFL forensic analysts have done presentations,

in Clandestine Laboratory Chemical Recognition and Safety Awareness for law enforcement and civilian responders. Laboratory personnel have also presented seminars on New Emerging Drugs of Concern to educate correctional facility officers in the recognition of spice and bath salt related drugs that are of increasing community concern. Further, the NEDFL is committed to encouraging participation and education of Hawaii's youth in Sciences and has participated in events, such as the Hawaii State Science Olympiad in which high school students statewide compete in their knowledge of forensics.

The laboratory applied to ASCLD/LAB for laboratory accreditation in April 2011 and the on-site assessment was completed in mid-July 2011. The assessment team did not issue any finding that required corrective actions. The assessment team reported their assessment results back to the ASCLD/LAB Board.

**On August 9, 2011, the ASCLD/LAB Board officially awarded accreditation, under its International Testing Program, to the NED Forensic Laboratory.** Accreditation by ASCLD/LAB is recognized by the criminal justice system as a means of determining that a laboratory has met a set of internationally recognized standards of operation for forensic laboratories.

In the Spring of FY 2018, the NED was approved by the ASCLD/LAB executive board to continue accreditation of its Forensic Laboratory with no significant corrective actions.

Today, the NED Forensic Laboratory continues its commitment to professional excellence by providing reliable, timely and quality forensic laboratory services. Continued maintenance of the accreditation the laboratory has received is essential is this commitment.

During FY 2021, NED's Special Agent / Criminalists analyzed approximately 1,500 samples. Due to



fiscal restraints, NED has been screening all forensic drug laboratory requests and prioritizing them by their court or prosecution requirements.

## **REGISTRATION SECTION**

In FY 2021, NED's Registration section processed a combined total of 8136 certificates. NED's registration staff continues to maintain appropriate service levels to the medical community with the controlled substance registration program, chemical warehouse and storage companies through the regulated chemical program and addressing the numerous telephone calls that come in to NED during a normal workday.

## **NED PHARMACEUTICAL DRUG TAKEBACK PROGRAM AND REGISTRANT DISPOSAL PROGRAM**

With pharmaceutical drug abuse continuing to be one of the fastest growing drug abuse concerns across the country, NED continues to manage the drug take back program in Hawaii. A large percentage of people abusing prescription drugs obtain them from friends and relatives, often raiding the family medicine cabinet. In order to stem this trend, NED, along with our law enforcement and community partners, continues hosting State Prescription Drug Take Back Events. These Take Back Events provide a free, anonymous and environmentally safe opportunity for the public to turn in unused, unwanted or expired prescription medications. NED partnered with Kupuna Alert Partners (KAP) and other community groups and county police departments. The KAP consists of NED, the Department of the Attorney General, Department of Consumer Affairs, Department of Health and UH School of Pharmacy. The effects of COVID-19 have reduced participation in FY 2021

The NED also partnered with the DEA in one national drug take back events where thousands of pounds of unwanted medication was taken back and destroyed.

# Administration Division

---



**Maria Cook**, Deputy Director for Administration

The Administration Division provides administrative support services that enable corrections and law enforcement staff to carry out their responsibilities. Some of these services include training and staff development, fiscal and personnel management, management of the operating budget and capital improvements program budget, procurement, management information systems and research.





# Administrative Services Office

The Administrative Services Office provides a variety of support services to the entire department through the following units:

## **Planning and Research Unit**

The **Research & Statistics** area highlights the following activities in FY 2021:

### **Weekly Reports**

Departmental Population Reports  
Jail Reports  
Intake Services Population Reports

### **Monthly Reports**

Departmental Population Reports  
Inmate Max Out Report  
VA report  
JRI data extraction  
OHA Fatherhood Report  
Consular Reports

### **Yearly Reports**

Hawaii State Recidivism Report  
Federal IRS Report  
National Corrections Reporting Program  
National Prisoner Statistics  
National Inmate Survey  
Deaths in Custody  
State Criminal Alien Assistance Program  
Prison Rape Elimination Act Reporting  
Survey of Prison Inmates  
Compact of Free Association reporting  
Facility Statistical Handbooks

### **Research Projects**

Grant Submissions  
Experimental Evaluation of HOPE Pretrial  
Bureau of Justice Statistics Prison Population Survey  
ASCA Restrictive Housing Survey  
REPS Support  
Population projections for facility rebuild renovation projects  
ACA Survey Completion  
Creation of Inmate Release Lists for Hawaii Supreme Court

### **Legislative Coordinator**

Triage and track bills during legislative session  
Attend Legislative Coordinator Meeting at the Governor's Office

The **Planning** area highlights in FY 2021 are as follows:

- Planning and execution of PSD relocation from AAFES to Keoni Ana
- Coordination of OCCC Relocation project with DAGS project planning team



## Administrative Services Office

---

- Issued and assessed Request for Interest (RFI) for OCCC relocation project
- Collaborate with DAGS for an alternative financing plan [for OCCC relocation project](#)
- Planning and preliminary design for an upgraded Laumaka furlough facility
- Planning for relocation of MCCC to the new Pulehunui Development District
- Negotiation with the Navy regarding Memorandum of Agreement (MOA) for PSD use of Navy land parcel at the new OCCC at Halawa
- Manage over \$227 million in PSD CIP Projects
- Designed and constructed a new potable water source at the lower service area for KCF
- Process mapping and codification of ASO's vehicle fleet management services
- Preliminary planning for a Kona pre-trial detention or jail facility (site development study)
- Preliminary planning for relocating HCCC (site development study)
- Initiated preliminary planning for relocating KCCC

The **Management Analyst** reports the following activities:

- Consolidated the Fiscal Years 2020 and 2021 Variance Report data for input into the Department of Budget and Financing eVARIANCE database. (B&F)
- Consolidate the FB 2021-23 Program Review data and update the estimated/target data for current performance measures and program size indicators which will be used for the Fiscal Biennium (FB) 2021-23 Executive Budget. Data is to be inputted in the B&F eANALYTICAL web-based system.
- Distributed Annual Self-Insurance certificates to the programs (Risk Management)
- Obtained Capitol Civic Center parking permits for the programs
- Updated and distributed to the Governor, Lt. Governor, DHRD, B&F, HGEA, and UPW; Department Organizational Charts and Functional Statements using approved delegated organizational changes initiated by the programs. (B&F)
- Completed annual vehicle inventory and insurance coverage adjustments to DAGS. (Risk Management).
- Reviewed and updated capital property locations and values for insurance coverage. (Risk Management)
- Reviewed and updated the department's real property locations as part of the State Building Asset Management (SBAM) System Review and Facility Information. (Risk Management)
- Distributed the annual comprehensive and collision automobile insurance invoices to the PSD Fiscal Office for program billing. (Risk Management/B&F)
- Drafted State-managed Capitol Civic Center Parking policy.
- Coordinated with DAGS Public Works Planning Office to relocate the Sheriff Division Special Operations Branch and serve as liaison for design of new workspace located at the Kalanimoku Building.
- Coordinate with DAGS Leasing Section to relocate SAVIN and Restitution section from the Keoni Ana Building to the leased space in the Finance Factors Center on Bishop Street.
- Coordinate with Institutions Division Administrator, Woman's Community Correctional Center, Intake Service Center, Healthcare Division, and Correctional Programs Services Division to prepare operating budget request for additional staff necessary for new housing, Women's Intake Center, and Administration buildings.
- Coordinate expansion, upgrade, and training for the automated asset management system contract at the Correctional Facilities.
- Coordinated Halawa Correctional Facility value appraisal for DAGS Risk Management Office.
- Provided administrative assistance to policy review of the Commission on Accreditation for Law Enforcement (CALEA) certification initiative.
- Assisted with property damaged, federally funded, replacement motor vehicles at the Kauai Community Correctional Center (KCCC).



## Administrative Services Office

- Reviewed Correctional Programs and Services Division Vision and Mission Statements.
- Completed role as the department representative on the 2020 CENSUS Committee.
- Coordinated the establishment of retention schedules for select forms held by the Sheriff Division Records Section.

The **Capital Improvement Projects (CIP)** reports 41 projects statewide in FY 2021:

5	Projects	Halawa Correctional Facility
2	Projects	Kulani Correctional Facility
6	Projects	Waiawa Correctional Facility
7	Projects	Hawaii Community Correctional Center
6	Projects	Maui Community Correctional Center
4	Projects	Oahu Community Correctional Center
5	Projects	Kauai Community Correctional Center
6	Projects	Women's Community Correctional Center

The **Administrative Projects (PSD – expending agent)**:

- |   |          |                                      |
|---|----------|--------------------------------------|
| 3 | Projects | Hawaii Community Correctional Center |
|---|----------|--------------------------------------|
- PSD state-wide Sustainability Master Plan CIP project
  - PSD ADA state-wide Master Plan CIP project
  - PSD Facilities Statewide – Architectural Barrier Removal and Related Improvements
  - PSD Professional Services Contract

### **Procurement and Contracts Unit**

The Procurement and Contracts Unit (PC) continues to provide departmental services on the procurement of health and human services, equipment, various goods and services using the formal bid process and the HlePRO.

The following are highlights of PC's activities in FY 2021:

- 54 new solicitations for 103D and 103F contracts
- 24 contract extensions
- Approximately 60 active PSD contracts

A list of active PSD contracts is provided to the Department of Budget & Finance, the State Procurement Office, and the State Legislature annually.

### **Information Technology Systems Unit FY21 (July 1, 2020 – June 30, 2021)**

The Information Technology Systems Unit (ITS) is responsible for the infrastructure architecture, hardware, software and networking of computers in the Department to support the delivery of services. ITS support interfaces, in-house applications as well as purchased applications and enhancements. We administer, plan and direct all Application System Design, development, implementation and maintenance of departmental business application computer systems. We strive to maintain up-to-date technology, knowing the importance of regulatory compliance, security and increased productivity. We manage and oversee the activities of the PSD computer network including deployment of hardware, software and transmission media.

The following are projects ITS started/completed in FY 2021:



## Administrative Services Office

---

- **OUTLOOK Accounts** Due to Hawaii Information Portal (HIP) system scheduled to deploy in mid-2021 for our Department, PSD imaged computers to be used as kiosks for the facilities and create over a thousand new accounts for PSD employees, who did not have an established logons to the Network. This was mandatory for employees to access HIP and State email. The action was completed before the year end.
- **SAVIN / VINELink (SAVIN)** In coordination with SAVIN, PSD received updated device, and properly deployed the system. The SAVIN is a confidential and automated service that helps victims, law enforcement and community members keep up to date on the status of an inmate housed in Hawaii prisons/jails. SAVIN sends out specific information about a person's custody status, such as an inmate's release, transfer, or escape.
- **RELOCATION FROM AAFES TO KEONI ANA** PSD Administration relocation to downtown took place from late last year and was completed in May 2021. PSD/ITS played a vital role for a smooth transition of network connections and setup. This included phone conversion, fax/printer setup, new network connection, consolidation of office space and digitizing of paper-work.
- **DEPARTMENT ID CARD SYSTEM** Workstation and camera equipment were installed and configured at eleven (11) facilities/locations statewide. Training for the new IDCentre card system was conducted at each site. The system is Live and the new employee ID cards are already in use.
- **NEW INTRANET WEBSITE** Designed and developed a new Department Intranet using current technology.
- **NEW DEVELOPMENT FOR OFFENDERTRAK APPLICATION** New case management forms and reports were added to OffenderTrak for the Re-Entry Coordination Office. The forms included development of Prison/Jail Reentry Plan, Reentry plan performance, Current/Released Inmate Linked and Initial / Prescriptive Plan.
- **CORRECTIONS COLLABORATION SYSTEM (CCS)** A new Request for Proposals for a comprehensive CCS is being prepared to include an Electronic Healthcare Records ("EHR") component. Preliminary market research for the EHR and additional procurement safeguards are underway.

The Corrections Collaboration System is designed to replace a sunseting Offender Management System called, "OffenderTrak", which is due to lose vendor support at the end of Fiscal Year 2025. Additionally, the CCS will combine Correctional systems onto a single, shared platform. It will simplify cross-platform reporting and provide flexibility for emergent inmate reform methods. Currently, the project includes 9 principal Correctional systems, including ISC, RCO, Institutions, IIO, LCO, ITA, Aggregate Reporting, CPS, and now, Healthcare. The CCS also targets inmate transport facilities for court appointments as well as special tracking/investigative features for Narcotic and Security Threat Group Enforcements.

- **COMPUTERS** Imaged or reimaged over 500 computers/laptops to conform with end-of-life requirements.
- **TELEWORKING** Provided procedures to accommodate personnel who were authorized to telework and use Department devices while away from the worksite. Purchased of new laptops with applications installed.
- **HARDWARE UPGRADE** Upgrade of the existing hardware to VxRail Technology installed at Kalanimoku Building was completed This will significantly increase the ability to support remote





## Administrative Services Office

work and will also enhance the speed and availability of applications and data to the Department's users.

- **NEW IT SUPPORT HELP DESK ONLINE SYSTEM** To better assist our users, a ticketing system to enter request and troubleshooting issues will provide a more efficient way for users through online support will go LIVE next fiscal year.

### **Office Services Unit**

- Completed the move of the PSD mailroom from AAFES to Keoni Ana.
- Office Services secured a reliable shredding vendor for destruction of confidential documents and managing the shredding schedule to meet the needs of PSD AAFES staff and continuing need at Keoni Ana Building.
- Monitor and adjust PSD AAFES recycling effort. i.e. cardboard bin, paper bin
- Research sanitizing products for PSD AAFES staff, to address the COVID-19 pandemic. Purchase, distribute and install sanitizing products to PSD AAFES staff.
  - a. No touch hand sanitizing dispensers
  - b. Hand sanitizer cartridges
  - c. Disinfectant spray
  - d. Disinfectant wipes
  - e. Paper Towels
  - f. Batteries
  - g. Spray Bottles
- Replaced vehicle for PSD Administrative Staff general use
- Coordinated the purchase of the AED equipment and First Aid kits for use at the Keoni Ana Building

### **Operating Budget Unit**

See attached table showing Annual Expenditure Report for Fiscal Year 2021.



# Administrative Services Office

## ANNUAL EXPENDITURE REPORT

### Fiscal Year 2021

Program	Total
<b>Corrections</b>	
Halawa Correctional Facility	30,740,957
Kulani Correctional Facility	6,024,627
Waiawa Correctional Facility	7,742,594
Hawaii Community Correctional Center	12,499,444
Maui Community Correctional Center	12,219,016
Oahu Community Correctional Center	36,824,494
Kauai Community Correctional Center	5,656,701
Women's Community Correctional Center	9,870,038
Non-State Facilities	47,695,932
Intake Service Centers*	3,554,266
Corrections Program Services	21,431,522
Health Care	28,567,166
Correctional Industries	5,794,670
<b>Total - Corrections</b>	<b>228,621,428</b>
<b>Law Enforcement</b>	
Narcotics Enforcement Division	2,242,187
Sheriff Division	30,447,386
<b>Total - Law Enforcement</b>	<b>32,689,574</b>
<b>General Administrative and Attached Agencies</b>	
Hawaii Paroling Authority - Determination	438,370
Hawaii Paroling Authority - Supervisory & Counseling	3,879,764
Crime Victim Compensation Commission	1,325,106
General Administration	27,721,690
<b>Total - General Administrative and Attached Agencies</b>	<b>33,364,930</b>
<b>Grand Total - Department of Public Safety</b>	<b>294,675,931</b>

Report is based on MBPE02-1 and includes encumbrances

\*Intake Service Centers includes general funds expended for pretrial reform as in Act 179, SLH 2019.



## Fiscal Office

---

The Fiscal Office services the entire department by providing fiscal management services through three subunits:

- \* Accounting
- \* Payroll
- \* Vouchering

The Fiscal Office provides fiscal management including accounts record keeping and auditing; financial reporting to the Department of Accounting and General Services and granting agencies; vouchering for procurement of goods and services, payroll preparation; and site guidance and record auditing of equipment and capital assets inventory and disposal management.

- Plans, organizes, directs, and coordinates subordinate staff services to meet operating requirements of the Department and to comply with applicable Federal, State, and Departmental laws, rules, and regulations.
- Initiates staff studies pertinent to assigned functions and recommends changes in policies and procedures, organization, staffing, equipment, and other management elements; prepares budget justifications and operational expenditure plans.
- Oversees compliance by all Departmental components of approved policies and procedures and institutes instructional and informational materials, workshops, and other means to ensure compliance.
- Advises and instructs operating management on relevant aspects to ensure the effectiveness and efficiency of operations; prepares reports on operations for top management.
- Maintains liaison with central services agencies for purposes of coordination and general work scheduling relative to ongoing activities and special projects, and to obtain specialized assistance.
- Develops and maintains Department-wide methods, procedures, and controls consistent with central agency requirements and sound administrative practice relative to fiscal responsibilities.
- Coordinates with central information technology and accounting agencies to ensure the accuracy of records and the timeliness of payments; and deals with vendors to effect purchases and deliveries, verify agreements and actions take, explain procedures, and so forth.
- Advises and instructs operating management on fiscal management methods, procedures, policies, and guidelines.
- Prepares reports on Departmental fiscal management as well as operational concerns and developments.

### **ACCOUNTING UNIT**

Maintains the Departmental accounts record keeping systems for State appropriations and allotments as well as federal grants, inmate trust accounts, special funds, interdepartmental funds, and other funds.

- Establishes and maintains general and detailed ledger of accounts, including the internal transfer of funds and reconciliation with the Department of Accounting



and General Services central ledgers.

- Compiles and analyzes fiscal data and prepares reports on appropriations and allotments, status of funds, and encumbrances and expenditures, including reports on financial trends, potential problems, and other developments; interprets fiscal data for management purposes.
- Informs and instructs operating units on fiscal record keeping and reporting requirements, and related topics.
- Initiates and oversees annual Departmental physical inventory and conducts equipment disposal activities. Also confers with Capital Improvements Program Coordinator in overseeing the proper maintenance of the capital assets inventory for buildings and improvements.
- Keeps abreast of evolving GASB statements and directs Department-wide implementation based on central agency guidelines.
- Prepares CAFR; Comprehensive Annual Financial Reports for PSDs State Audit and SEFA; Schedule of Expenditures of Federal Awards

## **PAYROLL UNIT**

Processes departmental payroll and maintains supporting documents.

- Reviews payroll change documents, calculating and verifying adjustments, follows up on discrepancies and corrections, posts changes to payroll change schedule for submittal to the Department of Accounting and General Services for preparation of salary warrants, and performs other related functions.
- Receives, reviews, and processes transfer of vacation and sick leave credits.
- Maintains applicable records, files, and other documents.

## **VOUCHERING UNIT**

Processes departmental encumbrances and expenditures.

- Pre-audits encumbrance and expenditure documents, posts records, and performs data entry to encumber funds or liquidate encumbrances in State's financial management information system; verifies computer printouts.
- Prepares summary warrant vouchers with attachments and submits to the Department of Accounting and General Services for preparation of payment warrants.
- Maintains applicable records, files, and other documents.



# Personnel Management Office

The Personnel Management Office is transitioning to be named the Human Resources (HR) Office. HR manages a comprehensive system of personnel staff services to assist PSD's management in the effective recruitment, retention, and utilization of personnel resources through programs of staffing and technical services, labor relations, employee relations and safety, and employment transactions and records, and while assuring PSD's compliance with Federal and State employment laws, rules and regulations, and various collective bargaining agreements.

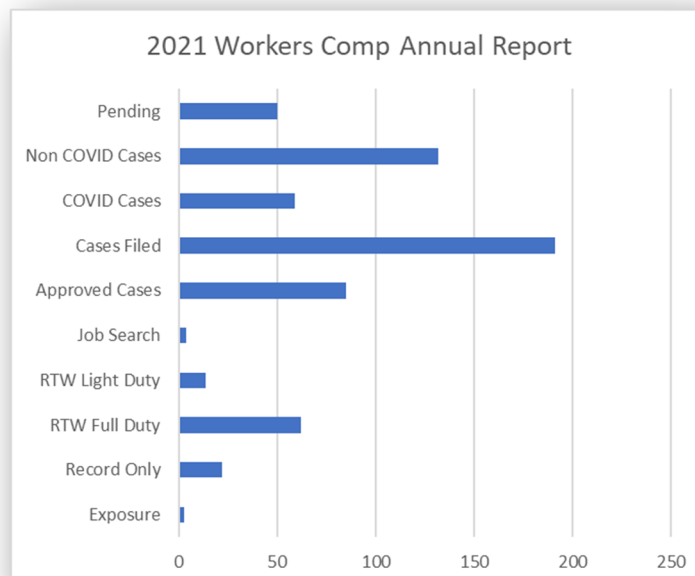
In FY 2021, HR was the first to move into the Department of Public Safety's (PSD) new home at Keoni Ana. We appreciate our new and modern workplace environment, but we are still waiting on receiving our replacement records filing system known as the Lextriever. The HR staff have had to work out of boxes to manage our personnel files for the last 11 months. The shipping of the equipment to Hawaii has been delayed twice due to COVID-19's impact on exports. We hope to have the equipment in place by early 2022.



Overall, HR is here to support all divisions, programs, and staff to ensure compliance with PSD's mission. One of our more challenging tasks has been the transition as the last group of Executive Branch Departments to implement the Hawaii Information Portal (HIP) Time and Leave system.

## **PERSONNEL EMPLOYEE RELATIONS & TRANSACTIONS**

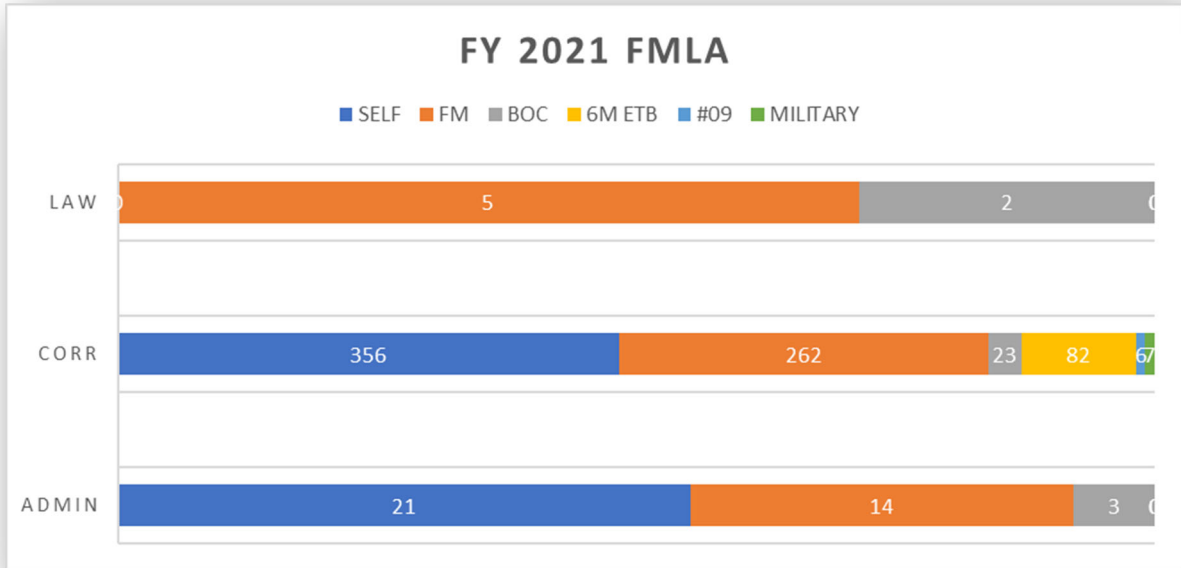
The Employee Relations and Transactions (PER-ERT) comprise one of three sections of the HR Office. PER-ERT manages all State employee wage and benefits programs including but not limited to Employer-Union Health Benefits Trust Fund (medical and life insurance), Island Savings Deferred Compensation Plan (IRC 457), Retirement, Family and Medical Leave Act (FMLA), Hawaii Family Leave Law (HFLL), Temporary Disability Insurance (TDI), Leave Sharing, Incentive and Service Awards, Workers' Compensation, Return to Work Priority Placement, and Performance Appraisals. Workers' Compensation is wage loss replacement benefits provided to employees who suffer a work-related injury as defined by §386, Hawai'i Revised Statutes.



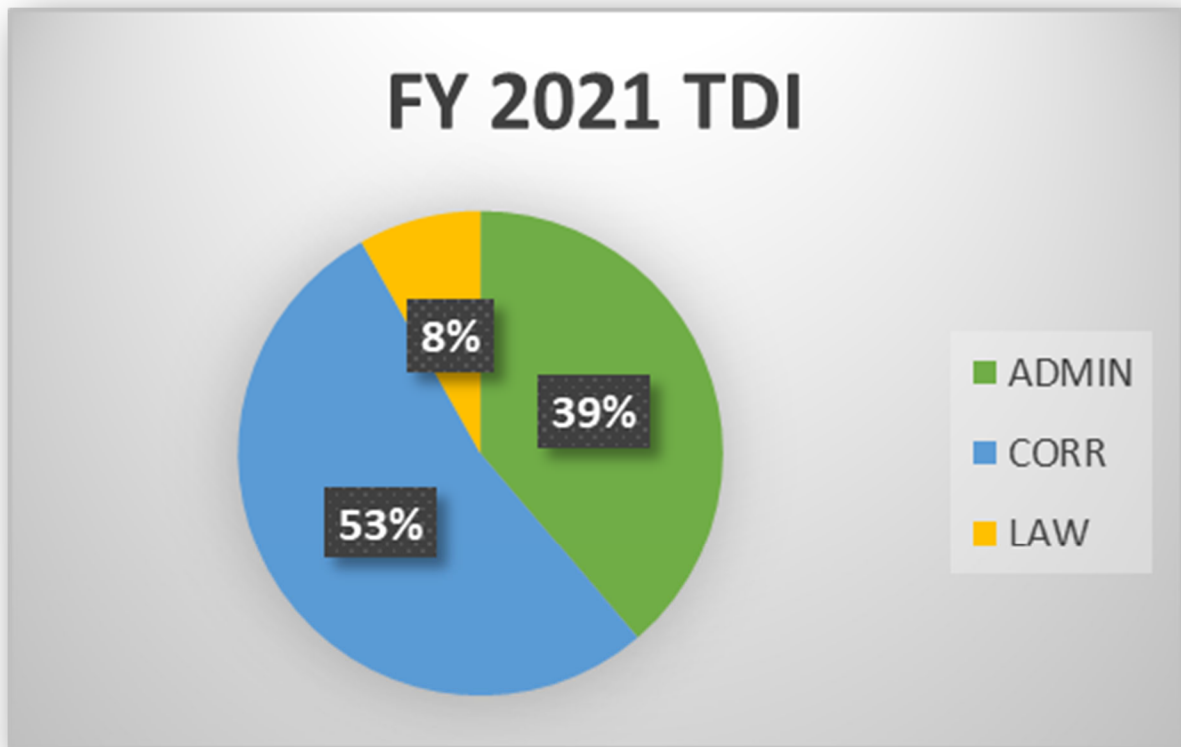


## Personnel Management Office

FMLA entitles eligible employees to job protection while utilizing authorized leave with or without pay due to personal illness or to care for qualifying family members suffering from an illness. HFLL has different eligibility requirements and is limited to the care of a qualifying family member, however, in most cases, the HFLL will overlap with FMLA.

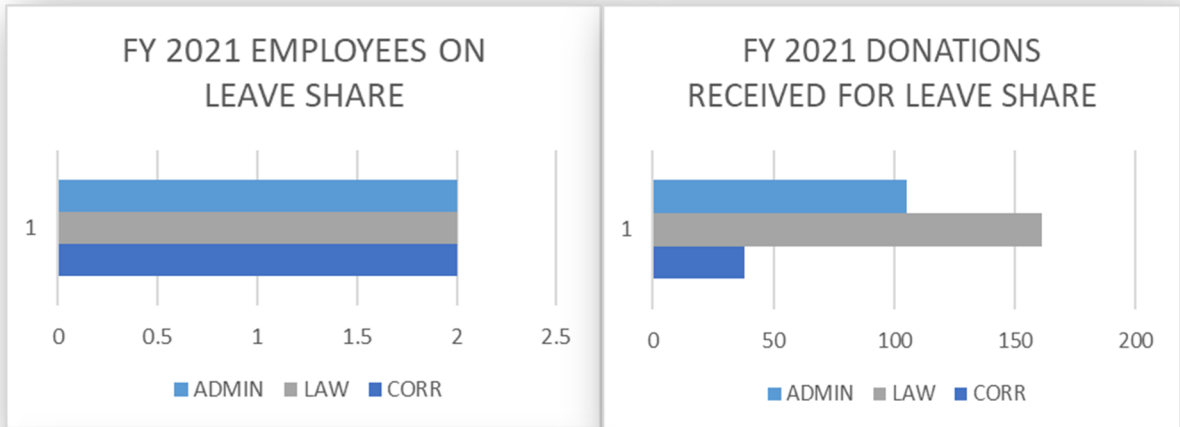


TDI, like workers' compensation, is a wage loss replacement program. An eligible employee who suffers a non-work-related disability is entitled to receive 58% of his/her average weekly wages.



# Personnel Management Office

The Leave Sharing Program allows employees to donate vacation leave to ease the financial burdens of fellow employees who would otherwise be on leave without pay due to a personal injury or illness or to care for a family member, who is suffering from a personal injury or illness.



PER-ERT is also the Department's official record keeper and responsible for providing advisory assistance for all employees' leave and compensation matters such as Uniformed Services Employment and Reemployment Act (USERRA), Federal Labor Standards Act (FLSA), Employment Verification, Temporary Assignments, Pay Increases, Step Movements, processing Employee Personnel Action Report (EPAR)

data into HRMS. PER-ERT received and processed over 20,000 Departmental Personnel actions in FY 2021.

## **LABOR RELATIONS UNIT**

The Labor Relations Unit (PER-LR) is one of three units within the Department of Public Safety's HR Office. PER-LR handles employment matters related to the applicable Collective Bargaining Agreements (CBA), statutes, directives, and other agreements.

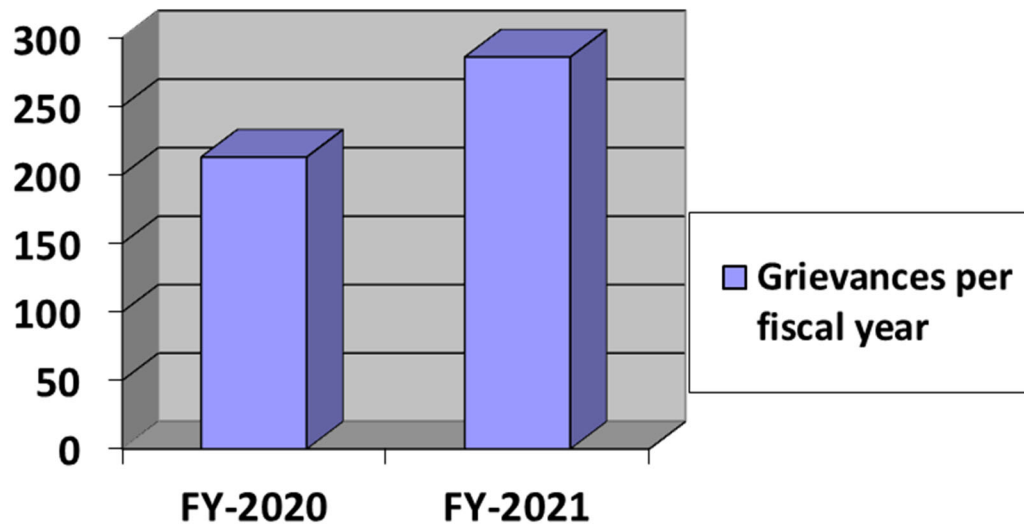


PSD is allocated about 2,749 positions and currently, we are staffed with approximately 2,200 employees. These employees are covered by three (3) unions, the Hawaii Government Employees Association (HGEA), the United Public Workers (UPW), and the

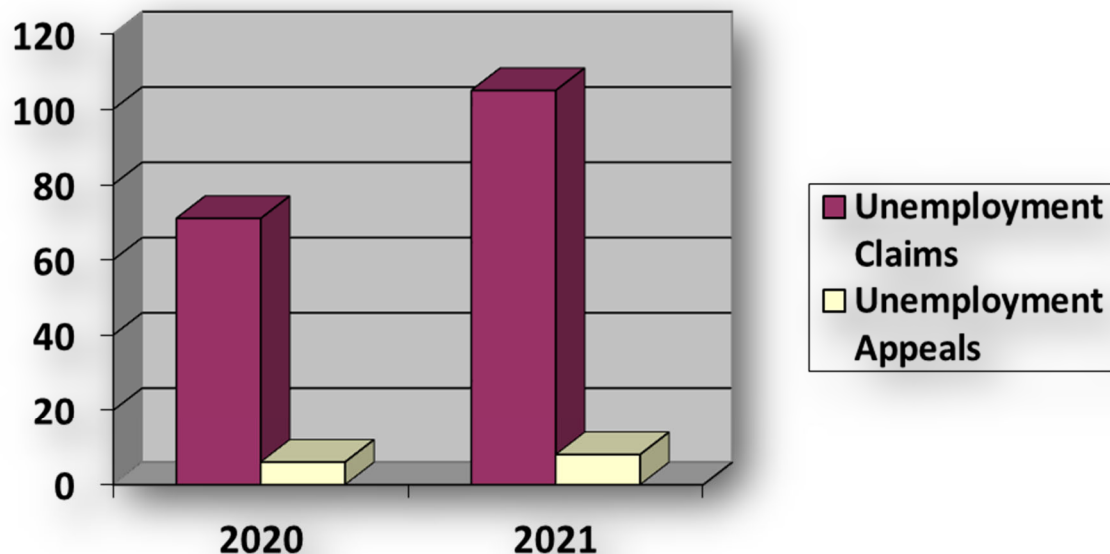
## Personnel Management Office

excluded staff may voluntarily enroll as a member of the AFSCME-Managerial Confidential Employees Chapter (MCEC). A majority of our employees or about 56% are covered by UPW and work as uniformed staff in the correctional setting. The remaining employees or about 44% are covered by HGEA or AFSCME-MCEC, working in law enforcement, healthcare, and other administrative support services.

One function of PER-LR is handling grievances received by HGEA and UPW alleging violations of the CBA. This chart indicates a summary of work-related grievances received by UPW and HGEA within the past 2 years. Data reflects an increase in grievances filed in FY 2021.



Another function of PER-LR is responding to unemployment claims and attending unemployment appeal hearings filed by current and former PSD employees. In recent years, there has been a substantial increase in unemployment claims. According to the chart below, unemployment claims increased by approximately 47% from 2020 to 2021.





# Personnel Management Office

In addition to handling work-related grievances and unemployment claims, PER-LR handles internal complaints (that do not fall under the CBA), including Hawaii Labor Relations Board and Merit Appeals Board appeals, employee filed lawsuits, consultation of policies and procedures, advice and interpretation of matters related to the CBA, drug and alcohol testing and compliance, and arbitrations resulting from grievances as well as interest arbitrations.

## STAFFING AND TECHNICAL SERVICES



Staffing and Technical Services (STS) manages recruitment, examination, classification, and employment suitability, which includes important responsibilities of examination and testing functions for uniform positions such as Adult Corrections Officer & Deputy Sheriff Recruits. This process includes the written civil service examination, physical agility test, oral interviews, truth veri-

fication or CVSA, and psychological testing.

Due to the ongoing Covid-19 pandemic and staffing concerns, the department conducted and relied on the mass hiring of 89-day (emergency-hire) employees, which resulted in approximately a 51% increase in the number of positions filled for FY 2021. On the contrary, the number of position classification actions taken, and employment suitability reviews processed decreased from about 22% and 16%, respectively. These outlier statistics were impacted by the recruitment process beginning in FY 2020, but having been finalized in FY 2021, as it relates to the hiring of 89-day staff.

<b># of Positions Filled</b>	<b>FY 2021</b>	<b>FY 2020</b>	<b>FY 2019</b>
Adult Corrections Officer	302	147	84
Deputy Sheriff	36	36	27
Other (Non-uniform)	280	192	186
<b>Total</b>	<b>618</b>	<b>375</b>	<b>297</b>
<b># Position Classification Actions Taken</b>	<b>FY 2021</b>	<b>FY 2020</b>	<b>FY 2019</b>
Total	388	501	575
<b># Employment Suitability Reviews Processed:</b>	<b>FY 2021</b>	<b>FY 2020</b>	<b>FY 2019</b>
Adult Corrections Officer	184	237	107
Deputy Sheriff	45	30	44
Other (Non-uniform)	168	210	160
<b>Total</b>	<b>397</b>	<b>477</b>	<b>311</b>

In FY 2021, the major impact on PSD's hiring process was the Covid-19 pandemic. This led to no-contact outreach events, job fairs, or career seminars. In-person events are a key driver of attracting students and exposing potential applicants to future careers in PSDs corrections, law enforcement, and administrative positions.

# Personnel Management Office

**Adult Correctional Officer Recruitment  
Open on Maui**

Starting Salary  
**\$4,346**  
per month  
\$52,152/year

Salary  
Increase (1 yr.)  
**\$4,718**  
per month  
\$56,816/year

The Hawaii Department of Public Safety is looking for qualified applicants to become Adult Correctional Officers on Maui

To qualify, applicants must meet all of the requirements listed on the Department of Human Resources & Development (DHRD) webpage. Minimum requirements:

- High school graduate or have a GED.
- One year of responsible work experience
- Available to work rotating shifts, including evening, weekends and holidays.

The Maui Adult Corrections Officer recruitment is open on the Department of Human Resources and Development (DHRD) jobseekers webpage. For a full list of requirements and information on how to apply, please visit:  
<https://www.governmentjobs.com/careers/hawaii>  
Search "Maui Adult Corrections Officers".

As the Covid-19 situation improved with the option to be vaccinated and the decrease in Hawaii's positivity rate, PSD recruitment staff worked with DHRD to conduct continuous recruitments for ACO positions on all islands. PSD supplemented our efforts to reach viable applicants statewide by utilizing print media, hashtag symbols, and radio advertisements.

Additionally, PSD was able to finalize policies and procedures which enabled it to participate in the FBI's Rap Back Service, Live Scan fingerprint background checks, and a new staff ID system that re-

placed the module in OffenderTrak. PSD is currently conducting statewide efforts to capture electronic fingerprints of its employees and replace staff ID cards with our new logos and style.



# Training & Staff Development Office



The mission of the Training and Staff Development (TSD) Office is to provide high quality, job-related, and competency-based training for Department of Public Safety (PSD) and its employees. TSD is responsible for planning, developing, implementing, and coordinating appropriate training for both uniformed and civilian personnel of the Department.

Please see separate Training and Staff Development Annual Training Report for more information.

## FY21 Training Academy Summary

### Basic Courses

1001: Corrections Emergency Hires		41 Trained
1005: BCRC	2 Classes	65 Trained
1011: LERC	1 Class	16 Trained
3210: Supervisory Development Course	1 Class	9 Trained
3223: First Line Supervisor (Uniform Staff)	2 Classes	34 Trained

### Instructor Courses

5037: AHA BLS Instructor	9 Trained
5040: Defensive Tactics Instructor	6 Trained
5050: Use of Force Instructor	5 Trained

Total Subject Areas Taught	76
Total Number of Classes Taught Department Wide in FY21	1091
Total Number of Employees Trained in the 76 Subject Areas	9443
Average Class Size Department Wide	9

Percentage of Total Classes Instructed at the Academy	54%
Academy Average Class Size	12
Percentage of Total Employees Trained during FY21 by Academy	76%

Percentage of Total Classes Instructed by Facility Trainers	46%
Facilities Average Class Size	5
Percentage of Total Employees Trained during FY21 by the Facility	24%

# Training & Staff Development Office



## Subject Areas Taught During FY2021

1031: LE Annual In-Service Training 40 Hour TY21  
 1035: Telephone and Radio Communications  
 1056: ICS-100: Introduction to Incident Command System  
 1057: ICS-200: ICS for Single Resource & Initial Action Incidents  
 1058: ICS-700 Introduction to the National Incident Management System  
 1059: ICS-800 National Response Framework, An Introduction  
 1061: Workplace Violence  
 1062: EEO/Unlawful Harassment  
 1066: ADA Awareness & Rights  
 1067: Cultural Diversity  
 1131: Key and Tool Control  
 1138: Fire Safety & Prevention  
 1139: Emergency Procedures  
 1141: N95 Fit Testing  
 1142: Post/Area Logbook In-Service  
 1147: Mechanical Restraints  
 1188: Inmate Health Care  
 1191: Inmate Classification  
 1210: Ethics & Professionalism  
 1228: Standards of Conduct & Just Cause In-Service  
 1402: Prisoner Transport -L  
 1403: Inmate Transport  
 1444: Interpersonal Communication Skills  
 1448: Report Writing  
 1451: Use of Force Report Writing  
 1460: Special Threat Groups  
 1471: Decision Making and Problem Solving  
 1472: Leadership & Influence  
 1483: Inmate Deception and Manipulation  
 1501: Legal / Policy Updates  
 1507: PREA-C  
 1507: PREA-L w/ Search Lab  
 1517: Suicide Detection and Prevention  
 1518: Mental Health  
 1519: Suicide Detection and Prevention - L  
 1550: WRAP Restraint

1655: Human Trafficking  
 1664: Domestic Violence - Basic  
 1725: Rules of Evidence  
 1755: Domestic Violence II  
 1767: Protective Orders  
 1831: AHA First Aid/CPR/AED  
 1833: Bloodborne Pathogens  
 1838: Tactical Casualty Care  
 1839: Basic Tactical Medical Skills  
 2001: Annual Use of Force Policy Review  
 2006: Use of Force Decision Making  
 2028: Emergency Vehicle Operators Course  
 2040: Defensive Tactics - COR  
 2040: Defensive Tactics - LE  
 2040: Defensive Tactics -Initial Certification  
 2048: OC Defense Spray  
 2052: Baton Recertification  
 2053: Taser  
 2054: Annual Firearms Training - LE  
 2055: Firearms Annual Qualification  
 2055: LE Supplemental Firearm Qualification  
 2057: Annual Less Lethal 12GA SIM T & Q  
 2058: PepperBall Launcher T & Q  
 2065: Cell Extraction  
 2066: Riot Control  
 2067: Mobile Field Force  
 2107: Laws of Arrest  
 2108: Search & Seizure In-Service  
 2109: Juvenile Procedures  
 2110: Penal Code  
 2202: Flying Armed In-Service  
 2207: Officer Safety  
 2210: LE Response to Active Shooter  
 2211: ALERRT - Active Shooter Level 1  
 2605: Criminal Investigations  
 2842: Crisis Intervention Training  
 2843: Crisis Intervention Training Update



REPORT TO THE LEGISLATURE—2020-2021  
Performance Indicators  
Legislative Report Act 212  
Hawaii Revised Statutes 353H

## Stock Population

Month	Males	Females
November 2020	3850	447
December 2020	3839	435
January 2021	3839	451
February 2021	3806	443
March 2021	3780	440
April 2021	3732	445
May 2021	3790	455
June 2021	3765	439
July 2021	3772	452
August 2021	3784	448
September 2021	3796	438
October 2021		

## Ethnic Group

Ethnic Group	November	December	January	February	March	April	May	June	July	August	September	October
American Indian	17	20	17	13	12	11	12	13	14	13	12	12
African American	185	186	186	187	180	181	182	188	186	181	182	185
Caucasian	947	949	961	961	959	941	935	929	947	934	927	912
Chinese	22	22	28	25	32	29	30	28	28	29	28	29
Filipino	499	492	494	473	469	452	467	465	459	460	458	459
Gaum/Pacific Islander	36	34	35	36	33	34	33	36	37	37	38	39
Native Hawaiian	1604	1586	1571	1560	1553	1555	1591	1558	1554	1569	1574	1575
Hispanic	98	98	103	100	98	95	95	95	99	98	102	98
Japanese	149	152	160	151	144	140	156	149	152	157	160	164
Korean	29	31	36	37	37	34	33	34	34	35	35	30
Samoan	220	217	208	212	212	217	228	221	228	246	246	245
Other	155	148	152	153	145	152	151	147	144	144	143	146
Unknown	346	349	349	351	356	345	342	351	354	340	340	350



# ATTACHMENT A

## REPORT TO THE LEGISLATURE—2020-2021

### Stock Population Age Group

Age Group (years)	November	December	January	February	March	April	May	June	July	August	September	October
18 to 19	23	44	17	17	18	16	17	13	15	16	18	17
20 to 24	261	313	258	265	247	256	262	263	247	249	248	252
25 to 29	644	698	647	608	602	582	585	567	582	567	571	577
30 to 34	716	690	711	700	705	697	706	707	713	708	701	708
35 to 39	661	681	677	687	677	678	688	684	698	706	719	700
40 to 44	585	528	581	581	572	574	588	578	582	578	564	571
45 to 49	401	402	400	399	407	403	426	412	414	413	428	428
50 to 54	372	351	378	377	383	369	366	362	359	367	359	357
55 to 69	290	261	278	280	285	283	288	294	292	289	286	285
60 to 64	203	179	197	188	183	180	182	189	189	203	205	198
65 and older	145	124	150	152	147	144	143	141	141	143	142	147
Unknown	6	6	6	5	4	4	4	4	4	4	4	4

### Crime Class

Crime Class	November	December	January	February	March	April	May	June	July	August	September	October
All Other	972	994	1011	985	985	959	1033	942	988	966	966	929
Drug Paraphernalia	96	85	91	84	80	75	79	73	75	73	78	63
Major Violent	270	263	276	276	272	274	264	260	272	294	277	292
Missing	10	13	13	13	13	13	13	14	15	16	17	16
Other Violent	489	442	423	457	434	446	476	498	484	472	442	453
Property	1101	1090	1101	1098	1080	1059	1050	1075	1060	1077	1086	1107
Revocation	513	533	528	514	493	491	492	479	450	465	472	463
Robbery	206	197	201	184	198	209	190	213	211	175	187	176
Serious Drug	337	350	331	333	356	355	345	347	365	388	401	420
Sexual Assault	313	317	325	315	319	305	313	313	316	317	319	325

## REPORT TO THE LEGISLATURE—2020-2021

### Admissions

	FY 2016		FY 2017		FY 2018		FY 2019		FY 2020		FY 2021	
Month	Male	Female	Male	Female	Male	Female	Male	Female	Male	Female	Male	Female
July	921	253	900	220	849	221	897	235	872	234	633	139
August	914	215	923	202	955	216	815	186	895	204	456	114
September	926	247	916	240	889	187	851	185	841	185	350	78
October	915	229	916	226	904	188	980	245	857	202	406	116
November	872	207	869	220	816	214	789	181	741	143	352	81
December	887	233	831	177	801	207	740	175	754	206	370	75
January	904	194	921	213	890	204	878	199	850	211	385	87
February	796	209	801	153	838	192	800	195	783	207	376	88
March	1036	248	916	228	793	183	818	194	590	151	409	80
April	948	213	802	179	847	184	858	197	304	46	448	93
May	879	212	962	218	942	213	900	215	448	108	480	86
June	905	220	914	238	849	206	841	208	612	143	452	92

### Releases

	FY 2016		FY 2017		FY 2018		FY 2019		FY 2020		FY 2021	
Month	Male	Female	Male	Female	Male	Female	Male	Female	Male	Female	Male	Female
July	913	203	957	233	861	221	859	189	936	233	594	128
August	859	241	946	222	933	223	872	210	884	211	739	184
September	921	264	970	236	859	195	811	175	847	178	374	75
October	999	224	925	221	902	207	965	224	904	212	387	92
November	895	216	929	231	912	216	854	192	780	159	344	71
December	936	261	928	213	882	221	829	176	841	209	381	87
January	850	196	833	203	838	205	907	175	811	215	383	71
February	778	176	879	189	797	170	813	199	752	186	410	96
March	1018	237	933	212	873	214	822	200	925	230	434	83
April	961	216	820	206	856	173	840	191	754	185	495	88
May	922	210	948	201	910	203	878	203	399	98	420	77
June	876	220	827	203	855	225	800	213	478	134	479	107

## REPORT TO THE LEGISLATURE—2020-2021

### Median Length of Stay

Median Length of Stay based on Nov 2020—October 2021 Releases

Custody Status	Release Disposition	Number of Releases	Median Length of Stay (Days)
1_SF	DISC	4	1579
	DIED	14	5689
	PAR	432	1212.5
	PROB	6	348
	RTO	2	585
	SR	1	64
	TS	173	1458
2_SFP	DISC	9	42
	BOND	1	0
	PROB	672	144
	RHSH	1	26
	ROR	16	147
	SR	9	184
	SRP	34	135
	SRS	1	247
	SUSP	2	39.5
	TS	34	113.5

Custody Status	Release Disposition	Number of Releases	Median Length of Stay (Days)
7_PARV	DISC	4	245.5
	ACQ	1	4325
	DIED	3	866
	PAR	158	259
	TS	134	164
3_SM	DISC	7	9
	BOND	2	61.5
	PAR	1	3733
	PROB	146	42.5
	RHSH	1	50
	RTA	11	5
	SR	2	43.5
	SRP	6	110.5
	TS	522	8



## REPORT TO THE LEGISLATURE—2020-2021

### Median Length of Stay

Median Length of Stay based on Nov 2020—October 2021 Releases

Custody Status	Release Disposition	Number of Releases	Median Length of Stay (Days)
4_PTF	DISC	37	49
	ACQ	4	204.5
	BAIL	210	15.5
	BOND	518	16
	CREL	2	145
	DIED	2	263
	DISM	45	40
	NOPR	4	103.5
	PROB	31	90
	RADM	7	0
	RHSH	64	143.5
	ROR	142	60
	RTA	17	18
	RTO	6	307.5
	SR	420	14
	SRP	133	102
	SRS	75	8
	TS	18	55.5

Custody Status	Release Disposition	Number of Releases	Median Length of Stay (Days)
5_PTM	DISC	10	51.5
	BAIL	144	5.5
	BOND	116	11.5
	CREL	3	45
	DISM	21	37
	NOPR	6	41
	PROB	30	30
	RADM	2	3.5
	RHSH	69	30
	ROR	76	28.5
	RTA	111	6
	RTO	1	50
	SR	76	8
	SRP	4	38.5
	SRS	4	45.5
	TS	69	10

## REPORT TO THE LEGISLATURE—2020-2021

### Median Length of Stay

Median Length of Stay based on Nov 2020—October 2021 Releases

Custody Status	Release Disposition	Number of Releases	Median Length of Stay (Days)
8_PRBV	DISC	3	1
	BAIL	60	15.5
	BOND	65	18
	DIED	1	532
	DISM	9	64
	PAR	5	631
	PROB	46	69
	RADM	1	0
	RHSH	12	177.5
	ROR	168	49
	SR	39	66
	SRP	35	130
	SRS	1	322
	TS	11	62
Custody Status	Release Disposition	Number of Releases	Median Length of Stay (Days)
6_HOLDS	DISC	1	1
	BAIL	1	3
	BOND	1	4
	DISM	2	204
	RHSH	1	2
	RTO	27	23
9_MISS	BOND	2	1
	PROB	3	59
	RADM	1	0
	ROR	1	1
	TS	4	4



# ATTACHMENT D

## REPORT TO THE LEGISLATURE—2020-2021

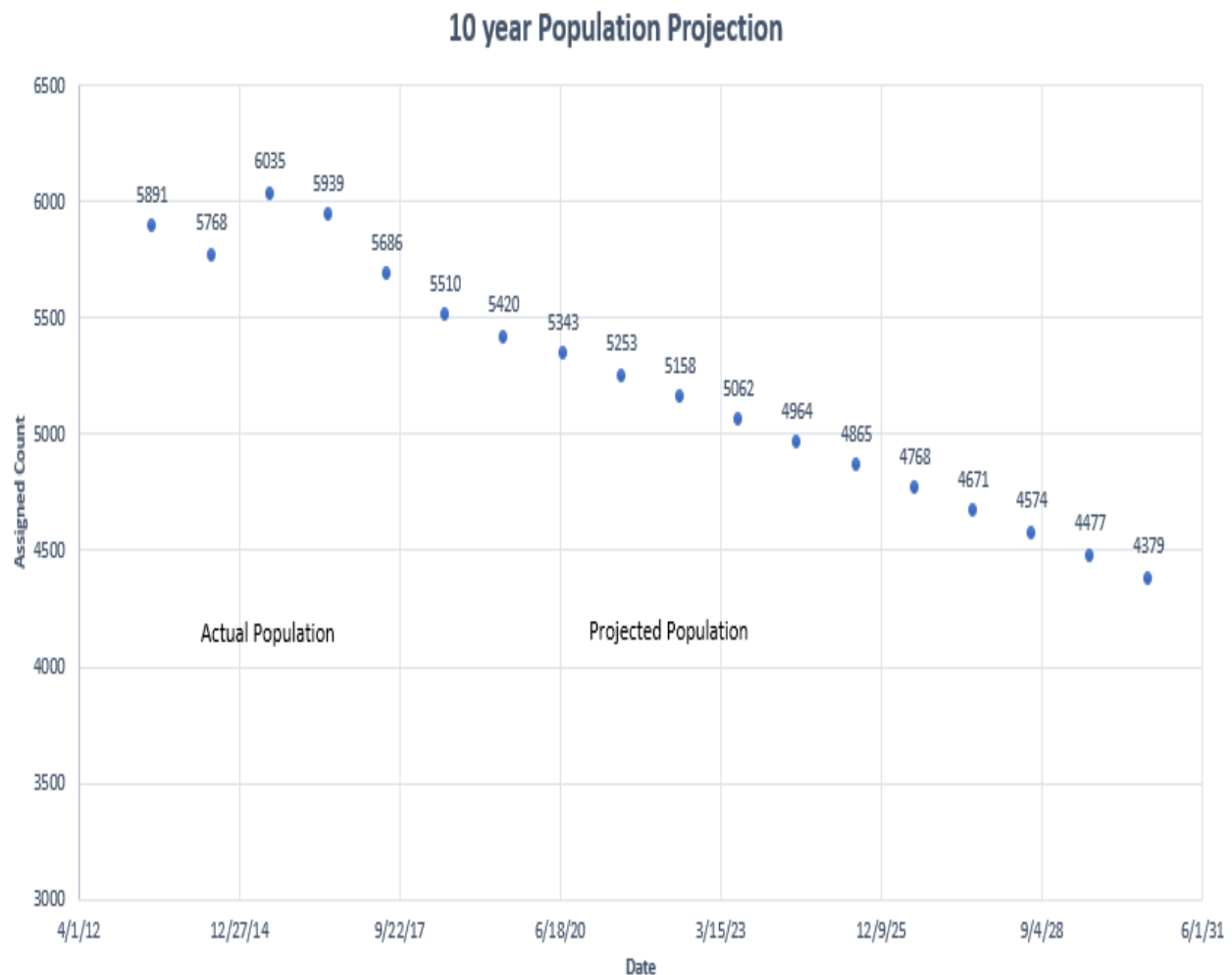
### **10 Year Population Projection**

Given the COVID-19-related population reductions, a meaningful projection cannot be conducted this year.

The data used for the projection were the weekly assigned counts from the weekly population reports.

The projection was done with a stepwise autoregression model.

The data points are the first Monday of each Fiscal Year.



# ATTACHMENT E

## REPORT TO THE LEGISLATURE—2020-2021

**Monthly Intakes**—The rest of the file is sub-divided by Demographic and Custody Information

### Custody Status

Month	Ethnic Group	Pretrial Felon	Pretrial Misdemeanant	Pretrial Petty Misdemeanant	Missing
21-Oct	African American	.	8	2	.
	Caucasian	15	27	12	.
	Chinese	.	2	.	.
	Filipino	2	6	.	.
	Hawaiian	14	19	7	1
	Hispanic	3	5	4	.
	Japanese	3	3	2	.
	Korean	2	.	.	.
	Micronesia	.	5	1	.
	Other	.	3	2	.
	Samoan	3	.	2	.
	Tongan	3	1	.	.
	Unknown	4	8	6	1

Month	Ethnic Group	Pretrial Felon	Pretrial Misdemeanant	Pretrial Petty Misdemeanant	Missing
20-Nov	African American	6	11	.	.
	American Indian	1	2	.	.
	Caucasian	47	39	17	2
	Chinese	2	.	.	.
	Filipino	14	17	1	1
	Gaun/Pac Isl	3	.	1	.
	Hawaiian	56	42	16	3
	Hispanic	11	6	2	1
	Japanese	2	3	2	.
	Korean	1	1	.	.
	Micronesia	6	3	3	.
	Other	6	6	5	.
	Samoan	5	1	1	.
	Tongan	2	1	.	.
	Unknown	17	26	30	.



# ATTACHMENT E

## REPORT TO THE LEGISLATURE—2020-2021

**Monthly Intakes**—The rest of the file is sub-divided by Demographic and Custody Information

### Custody Status

Month	Ethnic Group	Pretrial Felon	Pretrial Misdemeanant	Pretrial Petty Misdemeanant	Missing
20-Dec	African American	2	4	3	.
	American Indian	1	.	.	.
	Caucasian	34	35	12	2
	Chinese	1	1	.	.
	Filipino	15	14	2	.
	Gaum/Pac Isl	.	1	.	.
	Hawaiian	44	47	6	7
	Hispanic	6	3	1	1
	Japanese	5	4	.	.
	Korean	1	1	.	.
	Micronesia	6	7	3	.
	Other	11	3	.	.
	Samoan	2	4	3	.
	Unknown	15	42	29	2
Month	Ethnic Group	Pretrial Felon	Pretrial Misdemeanant	Pretrial Petty Misdemeanant	Missing
21-Jan	African American	4	4	5	.
	American Indian	1	1	.	.
	Caucasian	32	31	9	.
	Chinese	2	1	1	.
	Filipino	12	19	3	.
	Gaum/Pac Isl	1	1	.	.
	Hawaiian	38	33	2	1
	Hispanic	8	5	1	.
	Japanese	12	2	2	.
	Korean	1	2	.	.
	Micronesia	7	4	3	.
	Other	3	7	2	1
	Samoan	5	1	.	.
	Unknown	16	29	39	4

# ATTACHMENT E

## REPORT TO THE LEGISLATURE—2020-2021

**Monthly Intakes**—The rest of the file is sub-divided by Demographic and Custody Information

### Custody Status

Month	Ethnic Group	Pretrial Felon	Pretrial Misdemeanant	Pretrial Petty Misdemeanant	Missing
21-Feb	African American	5	9	2	2
	American Indian	.	.	1	.
	Caucasian	46	43	10	3
	Chinese	1	.	.	.
	Filipino	15	18	6	.
	Gaum/Pac Isl	1	1	.	.
	Hawaiian	56	48	10	2
	Hispanic	8	12	.	.
	Japanese	6	2	.	1
	Korean	2	.	1	.
	Micronesia	3	6	.	.
	Other	6	15	2	.
	Samoan	4	7	1	.
	Tongan	1	2	1	.
	Unknown	13	32	17	1
Month	Ethnic Group	Pretrial Felon	Pretrial Misdemeanant	Pretrial Petty Misdemeanant	Missing
21-Mar	African American	6	5	.	.
	American Indian	3	.	.	1
	Caucasian	42	51	25	3
	Chinese	6	.	.	.
	Filipino	11	12	.	1
	Gaum/Pac Isl	.	.	1	.
	Hawaiian	62	27	12	2
	Hispanic	5	10	7	.
	Japanese	5	1	1	1
	Korean	.	1	1	.
	Micronesia	4	3	2	1
	Other	5	8	3	1
	Samoan	4	2	1	.
	Tongan	1	1	.	.
	Unknown	12	34	29	1

# ATTACHMENT E

## REPORT TO THE LEGISLATURE—2020-2021

**Monthly Intakes**—The rest of the file is sub-divided by Demographic and Custody Information

### Custody Status

Month	Ethnic Group	Pretrial Felon	Pretrial Misdemeanant	Pretrial Petty Misdemeanant	Missing
21-Apr	African American	2	5	1	.
	American Indian	.	.	1	.
	Caucasian	23	42	18	2
	Chinese	1	1	.	1
	Filipino	10	11	2	1
	Gaum/Pac Isl	2	1	.	.
	Hawaiian	38	23	11	2
	Hispanic	7	6	4	2
	Japanese	3	2	.	.
	Micronesian	2	5	.	.
	Other	2	4	2	.
	Samoan	2	4	.	.
	Tongan	2	.	.	.
	Unknown	10	39	23	2
Month	Ethnic Group	Pretrial Felon	Pretrial Misdemeanant	Pretrial Petty Misdemeanant	Missing
21-May	African American	4	9	2	.
	American Indian	.	.	.	.
	Caucasian	33	44	22	2
	Chinese	3	2	.	.
	Filipino	11	13	3	2
	Hawaiian	40	33	10	6
	Hispanic	5	7	4	.
	Japanese	3	4	.	.
	Korean	.	.	1	.
	Micronesian	4	7	1	.
	Other	2	4	3	1
	Samoan	7	2	3	.
	Tongan	1	.	.	.
	Unknown	11	14	12	1

# ATTACHMENT E

## REPORT TO THE LEGISLATURE—2020-2021

**Monthly Intakes**—The rest of the file is sub-divided by Demographic and Custody Information

### Custody Status

Month	Ethnic Group	Pretrial Felon	Pretrial Misdemeanant	Pretrial Petty Misdemeanant	Missing
21-Jun	African American	8	12	5	.
	American Indian	.	3	.	.
	Caucasian	26	58	25	2
	Chinese	1	3	1	.
	Filipino	16	11	3	1
	Gaum/Pac Isl	1	2	.	.
	Hawaiian	52	36	11	4
	Hispanic	8	1	3	.
	Japanese	4	1	2	.
	Korean	.	4	3	.
	Micronesia	2	5	.	.
	Other	4	7	3	.
	Samoan	9	4	1	1
	Tongan	1	1	.	.
	Unknown	12	42	41	6
Month	Ethnic Group	Pretrial Felon	Pretrial Misdemeanant	Pretrial Petty Misdemeanant	Missing
21-Jul	African American	9	6	2	.
	American Indian	.	.	.	1
	Caucasian	32	52	20	1
	Chinese	3	.	2	.
	Filipino	10	9	5	.
	Hawaiian	45	35	24	3
	Hispanic	7	5	6	.
	Japanese	1	8	4	.
	Korean	.	2	1	.
	Micronesia	7	3	1	.
	Other	5	11	1	1
	Samoan	11	1	1	.
	Tongan	1	.	.	.
	Unknown	9	19	23	5



# ATTACHMENT E

## REPORT TO THE LEGISLATURE—2020-2021

**Monthly Intakes**—The rest of the file is sub-divided by Demographic and Custody Information

### Custody Status

Month	Ethnic Group	Pretrial Felon	Pretrial Misdemeanant	Pretrial Petty Misdemeanant	Missing
21-Aug	African American	4	8	4	.
	American Indian	3	1	2	1
	Caucasian	26	33	18	2
	Chinese	1	3	.	.
	Filipino	6	8	5	.
	Gaum/Pac Isl	1	1	1	.
	Hawaiian	43	24	17	1
	Hispanic	7	7	3	.
	Japanese	6	2	3	.
	Micronesian	4	5	.	.
	Other	8	5	2	.
	Samoan	6	2	2	.
	Tongan	2	1	.	.
	Unknown	20	17	26	.
Month	Ethnic Group	Pretrial Felon	Pretrial Misdemeanant	Pretrial Petty Misdemeanant	Missing
21-Sep	African American	2	5	2	.
	American Indian	.	1	.	.
	Caucasian	24	31	14	.
	Chinese	.	5	1	.
	Filipino	12	7	2	.
	Gaum/Pac Isl	.	1	.	.
	Hawaiian	30	24	5	.
	Hispanic	10	1	5	.
	Japanese	7	4	.	1
	Korean	1	1	.	.
	Micronesian	1	1	1	.
	Other	3	6	6	.
	Samoan	4	6	2	.
	Tongan	1	.	1	1
	Unknown	12	11	14	1

# ATTACHMENT E

## REPORT TO THE LEGISLATURE—2020-2021

**Monthly Intakes**—The rest of the file is sub-divided by Demographic and Custody Information

### Custody Status

Month	Ethnic Group	Pretrial Felon	Pretrial Misdemeanant	Pretrial Petty Misdemeanant	Missing
21-Oct	African American	.	8	2	.
	Caucasian	15	27	12	.
	Chinese	.	2	.	.
	Filipino	2	6	.	.
	Hawaiian	14	19	7	1
	Hispanic	3	5	4	.
	Japanese	3	3	2	.
	Korean	2	.	.	.
	Micronesian	.	5	1	.
	Other	.	3	2	.
	Samoan	3	.	2	.
	Tongan	3	1	.	.
	Unknown	4	8	6	1

## REPORT TO THE LEGISLATURE—2020-2021

### ORAS Scores—Recommended Override Level

Month		Ethnic Group	0	1	2	3
20-Nov	African American	2	3	7	5	17
	American Indian	1	.	2	2	5
	Caucasian	22	7	33	57	119
	Chinese	.	.	2	.	2
	Filipino	5	1	10	19	35
	Gaum/Pac Isl	.	.	2	3	5
	Hawaiian	27	7	38	58	130
	Hispanic	1	2	8	9	20
	Japanese	2	.	3	5	10
	Korean	.	.	1	1	2
	Micronesia	3	1	3	6	13
	Other	3	1	7	7	18
	Samoan	.	.	3	4	7
	Tongan	.	.	1	2	3
	Unknown	42	8	13	11	74
Month		Ethnic Group	0	1	2	3
20-Dec	African American	3	2	2	2	9
	American Indian	.	.	.	1	1
	Caucasian	20	4	28	38	90
	Chinese	.	.	.	2	2
	Filipino	10	1	11	13	35
	Gaum/Pac Isl	.	.	.	1	1
	Hawaiian	24	5	30	59	118
	Hispanic	2	2	6	2	12
	Japanese	1	.	3	6	10
	Korean	.	.	.	2	2
	Micronesia	1	2	6	8	17
	Other	3	.	4	10	17
	Samoan	1	.	4	4	9
	Unknown	43	14	14	18	89

## REPORT TO THE LEGISLATURE—2020-2021

### ORAS Scores—Recommended Override Level

Month		Ethnic Group	0	1	2	3
21-Jan	African American	2	1	5	5	13
	American Indian	.	1	.	1	2
	Caucasian	20	7	25	28	80
	Chinese	3	.	1	1	5
	Filipino	8	3	17	10	38
	Gaum/Pac Isl	2	.	.	.	2
	Hawaiian	23	4	25	41	93
	Hispanic	5	.	5	4	14
	Japanese	3	1	4	9	17
	Korean	.	1	1	1	3
	Micronesia	1	3	5	6	15
	Other	3	2	5	4	14
	Samoa	.	1	1	4	6
	Unknown	49	7	22	12	90
Month		Ethnic Group	0	1	2	3
21-Feb	African American	4	1	7	8	20
	American Indian	1	.	.	.	1
	Caucasian	19	9	29	52	109
	Chinese	.	.	1	.	1
	Filipino	7	1	11	20	39
	Gaum/Pac Isl	2	.	.	1	3
	Hawaiian	23	4	48	54	129
	Hispanic	3	3	11	6	23
	Japanese	2	.	.	7	9
	Korean	.	.	2	1	3
	Micronesia	.	.	2	9	11
	Other	4	1	10	8	23
	Samoa	5	.	3	6	14
	Tongan	2	.	2	1	5
	Unknown	32	5	18	10	65



## REPORT TO THE LEGISLATURE—2020-2021

### ORAS Scores—Recommended Override Level

Month		Ethnic Group	0	1	2	3
21-Mar	African American	1	2	4	4	11
	American Indian	.	.	1	3	4
	Caucasian	29	13	45	48	135
	Chinese	1	1	1	3	6
	Filipino	5	.	11	10	26
	Gaum/Pac Isl	1	.	.	.	1
	Hawaiian	25	3	29	54	111
	Hispanic	5	4	7	6	22
	Japanese	3	1	3	3	10
	Korean	.	1	1	.	2
	Micronesian	2	.	5	5	12
	Other	3	.	5	12	20
	Samoan	1	.	5	1	7
	Tongan	1	.	1	.	2
	Unknown	41	3	23	10	77
Month		Ethnic Group	0	1	2	3
21-Apr	African American	2	1	1	5	9
	American Indian	1	.	1	.	2
	Caucasian	30	9	26	36	101
	Chinese	1	.	.	2	3
	Filipino	10	2	13	6	31
	Gaum/Pac Isl	1	.	2	.	3
	Hawaiian	20	4	25	40	89
	Hispanic	4	3	12	3	22
	Japanese	5	.	2	2	9
	Micronesian	.	.	1	6	7
	Other	3	.	2	3	8
	Samoan	3	1	3	2	9
	Tongan	2	.	.	1	3
	Unknown	45	6	14	9	74

## REPORT TO THE LEGISLATURE—2020-2021

### ORAS Scores—Recommended Override Level

Month		Ethnic Group	0	1	2	3
21-May	African American	3	3	7	4	17
	American Indian	1	.	.	.	1
	Caucasian	32	7	28	41	108
	Chinese	1	.	2	2	5
	Filipino	8	.	14	13	35
	Hawaiian	17	4	30	47	98
	Hispanic	2	2	8	4	16
	Japanese	1	.	4	2	7
	Korean	2	.	.	.	2
	Micronesian	2	1	4	6	13
	Other	4	.	3	3	10
	Samoan	.	.	9	4	13
	Tongan	.	.	.	1	1
	Unknown	10	5	7	16	38
Month		Ethnic Group	0	1	2	3
21-Jun	African American	11	3	5	6	25
	American Indian	.	.	1	2	3
	Caucasian	44	2	32	48	126
	Chinese	3	.	2	.	5
	Filipino	6	1	8	19	34
	Gaum/Pac Isl	.	1	1	1	3
	Hawaiian	40	1	25	51	117
	Hispanic	6	3	4	.	13
	Japanese	4	.	1	5	10
	Korean	3	.	3	2	8
	Micronesian	1	.	3	3	7
	Other	5	.	4	5	14
	Samoan	4	2	7	3	16
	Tongan	1	.	.	2	3
	Unknown	49	5	25	26	105

## REPORT TO THE LEGISLATURE—2020-2021

### ORAS Scores—Recommended Override Level

Month		Ethnic Group	0	1	2	3
21-Jul	African American	2	3	4	9	18
	American Indian	.	.	1	.	1
	Caucasian	20	7	39	46	112
	Chinese	.	1	4	1	6
	Filipino	7	.	9	11	27
	Hawaiian	19	1	34	58	112
	Hispanic	5	1	8	5	19
	Japanese	2	.	6	5	13
	Korean	1	2	.	.	3
	Micronesia	1	1	4	6	12
	Other	3	1	9	5	18
	Samoan	.	.	7	7	14
	Tongan	1	.	.	.	1
	Unknown	24	3	19	11	57
Month		Ethnic Group	0	1	2	3
21-Aug	African American	2	3	4	7	16
	American Indian	.	2	2	3	7
	Caucasian	18	2	27	34	81
	Chinese	2	1	2	1	6
	Filipino	3	.	6	10	19
	Gaun/Pac Isl	1	1	.	1	3
	Hawaiian	18	2	32	36	88
	Hispanic	4	.	8	5	17
	Japanese	2	.	2	7	11
	Micronesia	4	.	4	1	9
	Other	6	.	4	5	15
	Samoan	2	.	5	3	10
	Tongan	2	.	.	1	3
	Unknown	19	1	21	22	63

## REPORT TO THE LEGISLATURE—2020-2021

### ORAS Scores—Recommended Override Level

Month		Ethnic Group	0	1	2	3
21-Sep	African American	2	.	4	3	9
	American Indian	1	.	.	1	2
	Caucasian	17	8	24	24	73
	Chinese	2	.	3	1	6
	Filipino	8	.	7	8	23
	Gaum/Pac Isl	.	.	1	.	1
	Hawaiian	19	2	21	30	72
	Hispanic	1	1	8	6	16
	Japanese	2	1	5	4	12
	Korean	.	.	1	1	2
	Micronesia	.	1	1	1	3
	Other	7	2	3	4	16
	Samoa	5	1	6	.	12
	Tongan	.	.	2	1	3
	Unknown	15	1	11	11	38
Month		Ethnic Group	0	1	2	3
21-Oct	African American	3	.	3	4	10
	Caucasian	17	2	16	23	58
	Chinese	.	.	.	2	2
	Filipino	.	.	5	3	8
	Hawaiian	13	1	12	20	46
	Hispanic	3	2	4	3	12
	Japanese	2	.	5	1	8
	Korean	.	.	.	2	2
	Micronesia	1	1	2	3	7
	Other	4	.	1	1	6
	Samoa	.	.	3	2	5
	Tongan	1	.	1	2	4
	Unknown	10	2	5	3	20



## REPORT TO THE LEGISLATURE—2020-2021

### Crime Severity

Month	Ethnic Group	FA	FB	FC	MD	OT	PM	VL
20-Nov	African American	.	1	3	8	.	.	.
	American Indian	.	1	2	1	.	.	.
	Caucasian	4	16	30	34	1	12	.
	Chinese	1	.	1	.	.	.	.
	Filipino	4	2	8	13	1	.	.
	Guam/Pac Isl	.	.	3	.	.	1	.
	Hawaiian	3	19	32	39	2	7	1
	Hispanic	1	3	5	5	.	2	.
	Japanese	.	.	3	3	1	1	.
	Korean	1	.	.	.	.	.	.
	Micronesia	1	.	2	4	.	.	.
	Other	.	1	4	2	.	4	.
	Samonan	1	1	5	.	.	.	.
	Tongan	.	.	3	.	.	.	.
	Unknown	.	.	.	3	.	.	.
	Unkown	1	4	14	18	.	20	1
Month	Ethnic Group	FA	FB	FC	MD	OT	PM	VL
20-Dec	African American	1	.	.	5	.	3	.
	American Indian	.	.	1	.	.	.	.
	Caucasian	5	9	25	36	4	8	.
	Chinese	.	.	1	1	.	.	.
	Filipino	5	3	8	11	2	.	.
	Guam/Pac Isl	.	.	.	1	.	.	.
	Hawaiian	12	12	29	40	5	7	.
	Hispanic	.	1	6	2	1	1	.
	Japanese	1	.	3	5	.	.	.
	Korean	.	1	.	1	.	.	.
	Micronesia	2	.	4	7	.	1	.
	Other	.	3	8	4	1	.	.
	Samonan	.	.	2	3	.	3	.
	Tongan	1	.	.	.	.	.	.
	Unknown	.	.	.	3	.	1	.
	Unkown	2	4	11	40	.	19	1

## REPORT TO THE LEGISLATURE—2020-2021

### Crime Severity

Month	Ethnic Group	FA	FB	FC	MD	OT	PM	VL
21-Jan	African American	.	5	1	3	.	6	.
	American Indian	.	.	1	1	.	.	.
	Caucasian	5	8	26	33	.	9	.
	Chinese	.	.	3	.	1	.	.
	Filipino	.	4	13	10	.	5	.
	Hawaiian	10	11	30	30	5	1	.
	Hispanic	.	1	8	5	.	.	.
	Japanese	.	4	10	2	.	2	.
	Korean	.	1	.	2	.	.	.
	Micronesia	4	1	4	6	.	1	.
	Other	.	1	3	8	.	.	.
	Samonan	.	3	2	.	.	.	.
	Unknown	5	3	13	23	.	28	1
Month	Ethnic Group	FA	FB	FC	MD	OT	PM	VL
21-Feb	African American	1	3	2	9	.	.	.
	American Indian	.	.	.	1	.	.	.
	Caucasian	6	8	36	40	2	5	.
	Chinese	.	.	1	.	.	.	.
	Filipino	2	3	13	15	.	5	.
	Guam/Pac Isl	.	1	1	.	1	.	.
	Hawaiian	13	14	37	37	2	4	.
	Hispanic	.	1	9	9	.	2	.
	Japanese	1	3	4	1	.	.	.
	Korean	.	.	2	1	.	.	.
	Micronesia	.	.	4	5	.	.	.
	Other	3	1	2	12	.	2	.
	Samonan	1	.	4	6	1	.	.
	Tongan	.	1	1	2	.	1	.
	Unknown	1	7	8	28	1	11	.

## REPORT TO THE LEGISLATURE—2020-2021

### Crime Severity

Month	Ethnic Group	FA	FB	FC	MD	OT	PM	VL
21-Mar	African American	2	1	3	3	.	.	.
	American Indian	.	.	2	2	.	.	.
	Caucasian	10	15	32	47	4	20	1
	Chinese	1	3	2	.	.	.	.
	Filipino	.	8	7	14	.	.	.
	Guam/Pac Isl	.	.	.	.	.	1	.
	Hawaiian	12	11	45	23	5	8	.
	Hispanic	1	.	5	10	.	1	1
	Japanese	1	.	4	1	.	2	.
	Korean	.	.	.	1	.	1	.
	Micronesia	.	.	3	5	.	1	.
	Other	.	1	6	8	.	2	.
	Samonan	.	2	2	3	.	1	.
	Tongan	.	1	.	1	.	.	.
	Unknown	1	5	11	30	.	20	.
Month	Ethnic Group	FA	FB	FC	MD	OT	PM	VL
21-Apr	African American	.	.	4	5	1	.	.
	American Indian	.	1	1	.	.	1	.
	Caucasian	8	10	25	39	4	24	.
	Chinese	1	.	1	1	.	.	.
	Filipino	2	3	13	10	1	4	1
	Guam/Pac Isl	.	1	2	1	.	.	.
	Hawaiian	11	12	42	32	3	6	.
	Hispanic	3	2	5	10	1	3	.
	Japanese	.	.	5	2	2	.	.
	Korean	.	.	.	.	.	1	.
	Micronesia	.	1	4	3	.	.	.
	Other	.	1	4	5	.	.	.
	Samonan	1	1	6	4	1	.	.
	Tongan	.	2	1	.	.	.	.
	Unknown	1	4	14	46	.	27	1

## REPORT TO THE LEGISLATURE—2020-2021

### Crime Severity

Month	Ethnic Group	FA	FB	FC	MD	OT	PM	VL
21-May	African American	1	2	4	7	2	3	.
	American Indian	.	.	1	.	.	.	.
	Caucasian	5	15	18	49	1	18	1
	Chinese	.	1	3	1	.	.	.
	Filipino	.	6	7	17	1	3	.
	Hawaiian	5	14	31	34	2	13	.
	Hispanic	.	.	6	7	.	3	.
	Japanese	1	2	2	5	.	1	.
	Korean	.	.	1	.	.	1	.
	Micronesia	.	.	4	8	1	1	.
	Other	.	2	5	5	.	3	.
	Samonian	3	1	4	2	.	3	.
	Tongan	1	.	.	.	.	.	.
	Unknown	2	5	11	20	.	13	3
Month	Ethnic Group	FA	FB	FC	MD	OT	PM	VL
21-Jun	African American	2	5	4	12	.	2	.
	American Indian	.	.	1	1	.	.	.
	Caucasian	1	14	31	53	1	18	.
	Chinese	1	.	.	2	.	1	.
	Filipino	3	5	13	6	1	5	.
	Guam/Pac Isl	1	1	.	2	.	.	.
	Hawaiian	8	14	32	37	2	8	1
	Hispanic	.	3	6	2	.	1	.
	Japanese	1	.	2	2	2	1	.
	Korean	.	.	.	2	.	3	.
	Micronesia	1	.	2	4	.	.	.
	Other	1	2	4	4	.	4	1
	Samonian	2	2	4	5	.	1	.
	Tongan	.	.	1	2	.	.	.
	Unknown	4	6	14	38	.	31	2



## REPORT TO THE LEGISLATURE—2020-2021

### Crime Severity

Month	Ethnic Group	FA	FB	FC	MD	OT	PM	VL
21-Jul	African American	2	1	7	7	.	2	.
	American Indian	.	.	1	.	.	.	.
	Caucasian	3	11	25	44	1	20	.
	Chinese	.	1	2	2	.	2	.
	Filipino	2	2	11	7	.	4	.
	Hawaiian	8	14	34	32	.	19	.
	Hispanic	1	2	7	3	.	6	.
	Japanese	.	.	1	6	.	5	.
	Korean	.	.	.	2	.	1	.
	Micronesia	1	1	8	3	.	1	.
	Other	.	4	1	10	.	2	.
	Samonian	1	1	10	.	.	1	.
	Tongan	.	.	1	.	.	.	.
	Unknown	2	.	14	18	.	18	1
Month	Ethnic Group	FA	FB	FC	MD	OT	PM	VL
21-Aug	African American	1	.	2	7	.	5	.
	American Indian	.	1	4	1	.	2	.
	Caucasian	3	14	22	30	1	13	1
	Chinese	.	.	3	3	.	.	.
	Filipino	2	1	5	7	.	2	.
	Guam/Pac Isl	1	.	.	.	.	1	.
	Hawaiian	9	9	35	20	1	16	.
	Hispanic	1	1	5	3	.	2	.
	Japanese	3	2	.	1	.	3	.
	Korean	.	1	.	1	.	.	.
	Micronesia	.	3	2	4	.	.	.
	Other	.	1	9	3	.	1	.
	Samonian	1	1	6	1	.	2	.
	Tongan	1	.	.	.	.	.	.
	Unknown	1	3	27	14	.	17	.

## REPORT TO THE LEGISLATURE—2020-2021

### Crime Severity

Month	Ethnic Group	FA	FB	FC	MD	OT	PM	VL
21-Sep	African American	1	1	.	5	.	1	.
	American Indian	.	.	.	1	.	.	.
	Caucasian	3	6	21	26	1	11	.
	Chinese	.	.	.	4	.	2	.
	Filipino	4	3	10	6	1	2	.
	Guam/Pac Isl	.	.	.	1	.	.	.
	Hawaiian	5	11	31	21	3	2	.
	Hispanic	1	8	5	4	.	2	.
	Japanese	.	3	4	4	.	.	.
	Korean	.	.	.	1	.	.	.
	Micronesian	.	1	2	1	.	1	.
	Other	.	2	2	4	.	6	1
	Samonan	2	.	3	6	.	1	.
	Tongan	.	1	1	.	.	1	.
	Unknown	.	4	14	15	.	10	.
Month	Ethnic Group	FA	FB	FC	MD	OT	PM	VL
21-Oct	African American	1	.	.	4	.	3	.
	Caucasian	4	5	11	29	3	12	.
	Chinese	.	.	.	1	.	1	.
	Filipino	.	2	4	3	.	.	.
	Guam/Pac Isl	.	.	1	.	.	.	.
	Hawaiian	1	14	16	20	4	6	.
	Hispanic	.	.	5	5	.	2	.
	Japanese	.	1	1	.	.	4	.
	Korean	.	1	2	.	.	.	.
	Micronesian	.	1	.	3	1	1	.
	Other	.	4	.	3	.	2	.
	Samonan	.	.	2	.	.	2	.
	Tongan	.	1	3	.	.	.	.
	Unknown	2	2	8	10	.	4	.

## REPORT TO THE LEGISLATURE—2020-2021

### Bail/Bond Group

Month	Ethnic Group	0	1 to 99	100 to 499	500 to 999	1000 to 4999	5000 to 9999	10000 to 49999	50000 to 99999	100000 to 999999	More than 1000000	None Entered
20-Nov	African American	.	.	1	3	5	1	1	.	1	.	.
	American Indian	.	.	.	1	1	1	.	1	.	.	.
	Caucasian	.	4	14	10	25	8	22	5	2	.	7
	Chinese	.	.	.	.	1	.	.	1	.	.	.
	Filipino	.	1	3	1	11	2	4	.	1	.	5
	Guam/Pac Isl	.	.	1	.	.	2	1	.	.	.	.
	Hawaiian	.	6	14	6	26	9	22	7	4	.	9
	Hispanic	.	1	1	2	4	1	5	1	.	.	1
	Japanese	1	.	.	1	3	.	1	.	1	.	1
	Korean	.	.	.	.	.	.	.	.	.	.	1
	Micronesian	.	.	1	2	3	.	.	.	1	.	.
	Other	.	1	3	1	3	1	1	.	.	.	1
	Samonian	.	.	.	.	.	1	5	.	1	.	.
	Tongan	.	.	.	.	1	.	1	1	.	.	.
	Unknown	.	2	11	10	24	3	9	.	1	.	1
Month	Ethnic Group	0	1 to 99	100 to 499	500 to 999	1000 to 4999	5000 to 9999	10000 to 49999	50000 to 99999	100000 to 999999	More than 1000000	None Entered
20-Dec	African American	.	1	1	1	5	.	.	.	1	.	.
	American Indian	.	.	.	.	.	.	1	.	.	.	.
	Caucasian	.	2	14	5	29	10	15	4	2	.	6
	Chinese	.	.	1	.	.	.	1	.	.	.	.
	Filipino	.	.	3	1	10	2	4	1	3	.	5
	Guam/Pac Isl	.	.	.	.	1	.	.	.	.	.	.
	Hawaiian	2	.	17	13	29	6	18	9	6	1	4
	Hispanic	.	.	2	1	3	.	4	.	.	.	1
	Japanese	.	.	.	1	4	1	2	.	.	.	1
	Korean	.	.	1	.	.	.	1	.	.	.	.
	Micronesian	.	.	2	2	6	.	1	1	.	.	2
	Other	.	.	.	1	9	2	2	.	.	.	2
	Samonian	.	1	1	2	2	.	2	.	.	.	.
	Tongan	.	.	.	.	.	.	.	.	1	.	.
	Unknown	.	4	20	18	26	.	8	3	1	.	2

## REPORT TO THE LEGISLATURE—2020-2021

### Bail/Bond Group

Month	Ethnic Group	0	1 to 99	100 to 499	500 to 999	1000 to 4999	5000 to 9999	10000 to 49999	50000 to 99999	100000 to 999999	More than 1000000	None Entered
21-Jan	African American	.	.	4	1	5	3	1	1	.	.	.
	American Indian	.	.	.	.	2	.	.	.	.	.	.
	Caucasian	.	1	9	15	27	3	12	6	2	.	6
	Chinese	.	.	.	.	1	1	1	.	.	.	1
	Filipino	.	1	4	2	10	5	6	1	.	.	3
	Hawaiian	1	.	12	9	23	8	17	5	6	.	6
	Hispanic	.	.	2	.	6	2	3	1	.	.	.
	Japanese	.	.	1	.	3	2	8	1	.	.	3
	Korean	.	.	.	.	2	.	.	1	.	.	.
	Micronesia	.	.	1	2	7	1	3	1	1	.	.
	Other	.	.	1	3	4	.	2	.	.	.	2
	Samonian	.	.	.	.	.	.	4	.	.	.	1
	Unknown	.	6	17	10	21	1	12	3	3	.	1
Month	Ethnic Group	0	1 to 99	100 to 499	500 to 999	1000 to 4999	5000 to 9999	10000 to 49999	50000 to 99999	100000 to 999999	More than 1000000	None Entered
21-Feb	African American	.	.	3	1	4	1	3	1	1	.	1
	American Indian	.	.	.	.	1	.	.	.	.	.	.
	Caucasian	.	.	9	11	30	13	15	5	3	2	9
	Chinese	.	.	.	.	1	.	.	.	.	.	.
	Filipino	.	.	7	5	10	4	10	2	.	.	.
	Guam/Pac Isl	.	.	.	.	.	2	.	1	.	.	.
	Hawaiian	.	1	12	12	26	13	21	10	4	.	9
	Hispanic	1	.	1	5	6	1	4	.	.	.	3
	Japanese	.	1	.	.	4	1	1	.	1	1	.
	Korean	.	.	1	.	.	2	.	.	.	.	.
	Micronesia	.	.	2	.	2	.	4	.	.	.	1
	Other	.	1	3	8	.	1	4	1	.	.	2
	Samonian	1	1	.	1	4	.	3	1	.	.	1
	Tongan	.	.	.	.	3	.	2	.	.	.	.
	Unknown	.	1	22	7	10	3	11	1	1	.	.



## REPORT TO THE LEGISLATURE—2020-2021

### Bail/Bond Group

Month	Ethnic Group	0	1 to 99	100 to 499	500 to 999	1000 to 4999	5000 to 9999	10000 to 49999	50000 to 99999	100000 to 999999	More than 1000000	None Entered
21-Mar	African American	.	.	.	.	3	1	2	2	1	.	.
	American Indian	.	.	1	.	2	.	1	.	.	.	.
	Caucasian	1	1	20	17	40	7	19	7	4	.	13
	Chinese	.	.	1	.	.	1	2	.	2	.	.
	Filipino	.	.	4	3	8	4	9	1	.	.	.
	Guam/Pac Isl	.	1	.	.	.	.	.	.	.	.	.
	Hawaiian	.	.	10	8	30	7	24	11	2	1	12
	Hispanic	.	2	1	3	7	1	1	1	1	.	1
	Japanese	.	.	3	.	2	.	1	.	1	.	1
	Korean	.	.	1	1	.	.	.	.	.	.	.
	Micronesian	.	.	2	1	3	1	1	.	.	.	1
	Other	.	.	3	4	3	1	3	.	.	.	3
	Samonan	.	1	1	.	1	2	2	.	.	.	1
	Tongan	.	.	.	.	1	.	.	.	1	.	.
	Unknown	1	5	16	14	18	3	7	1	2	.	1
Month	Ethnic Group	0	1 to 99	100 to 499	500 to 999	1000 to 4999	5000 to 9999	10000 to 49999	50000 to 99999	100000 to 999999	More than 1000000	None Entered
21-Apr	African American	1	.	1	1	4	1	1	1	.	.	.
	American Indian	.	.	1	.	.	.	2	.	.	.	.
	Caucasian	2	2	24	17	25	7	15	2	3	.	13
	Chinese	.	.	.	.	1	.	1	1	.	.	.
	Filipino	.	.	3	4	10	4	7	.	2	.	4
	Guam/Pac Isl	.	.	.	.	2	1	1	.	.	.	.
	Hawaiian	3	3	8	10	24	11	34	3	3	.	8
	Hispanic	2	.	5	3	6	1	4	.	3	.	.
	Japanese	2	.	.	1	3	2	1	.	.	.	.
	Korean	.	1	.	.	.	.	.	.	.	.	.
	Micronesian	.	.	.	1	1	.	3	1	.	.	2
	Other	.	1	.	4	1	2	2	.	.	.	.
	Samonan	3	.	1	.	5	.	4	.	.	.	.
	Tongan	1	.	.	.	.	.	2	.	.	.	.
	Unknown	.	6	32	15	22	5	11	.	.	.	2

## REPORT TO THE LEGISLATURE—2020-2021

### Bail/Bond Group

Month	Ethnic Group	0	1 to 99	100 to 499	500 to 999	1000 to 4999	5000 to 9999	10000 to 49999	50000 to 99999	100000 to 999999	More than 1000000	None Entered
21-May	African American	.	1	3	1	6	2	.	3	1	.	2
	American Indian	.	.	.	.	.	.	.	.	.	.	1
	Caucasian	1	6	21	18	26	8	12	3	4	.	8
	Chinese	.	.	.	.	2	2	1	.	.	.	.
	Filipino	2	1	.	5	12	1	7	2	.	.	4
	Hawaiian	1	2	7	15	27	9	24	5	4	.	5
	Hispanic	.	.	2	6	6	.	2	.	.	.	1
	Japanese	.	.	3	.	4	1	2	1	.	.	.
	Korean	.	.	1	.	.	.	1	.	.	.	.
	Micronesia	.	1	3	3	1	3	2	.	.	.	1
	Other	.	1	3	4	3	.	2	.	.	.	2
	Samonian	.	1	3	1	1	.	4	1	2	.	.
	Tongan	.	.	.	.	.	.	.	.	1	.	.
	Unknown	.	1	13	8	13	7	8	1	1	1	1
Month	Ethnic Group	0	1 to 99	100 to 499	500 to 999	1000 to 4999	5000 to 9999	10000 to 49999	50000 to 99999	100000 to 999999	More than 1000000	None Entered
21-Jun	African American	.	1	1	5	7	1	8	1	1	.	.
	American Indian	.	.	.	1	.	1	.	.	.	.	.
	Caucasian	2	.	29	14	25	12	21	3	1	.	11
	Chinese	.	.	.	.	3	.	.	1	.	.	.
	Filipino	.	.	4	4	5	6	6	1	3	1	3
	Guam/Pac Isl	.	.	.	1	1	.	1	1	.	.	.
	Hawaiian	.	3	15	7	15	10	28	2	8	1	13
	Hispanic	.	.	2	.	3	.	5	1	.	.	1
	Japanese	1	.	1	1	.	1	1	1	.	1	1
	Korean	.	.	1	1	1	.	1	.	.	.	1
	Micronesia	.	.	.	1	2	.	3	.	.	.	1
	Other	.	.	6	2	1	.	3	2	.	.	2
	Samonian	.	.	4	1	.	2	3	1	2	.	1
	Tongan	.	.	.	1	.	.	.	1	.	.	1
	Unknown	.	8	34	12	21	2	14	1	2	1	1

## REPORT TO THE LEGISLATURE—2020-2021

### Bail/Bond Group

Month	Ethnic Group	0	1 to 99	100 to 499	500 to 999	1000 to 4999	5000 to 9999	10000 to 49999	50000 to 99999	100000 to 999999	More than 1000000	None Entered
21-Jul	African American	.	.	1	2	8	1	6	.	1	.	.
	American Indian	.	.	.	.	1	.	.	.	.	.	.
	Caucasian	.	3	21	23	34	4	11	1	2	.	5
	Chinese	.	.	1	2	1	.	1	2	.	.	.
	Filipino	.	.	3	2	8	5	2	1	1	1	3
	Hawaiian	.	3	18	11	29	9	23	5	4	1	4
	Hispanic	1	2	5	1	1	1	7	1	.	.	.
	Japanese	.	1	3	3	4	.	1	.	.	.	.
	Korean	.	.	2	.	1	.	.	.	.	.	.
	Micronesian	.	.	2	.	4	3	4	.	1	.	.
	Other	2	1	2	3	4	.	5	.	.	.	.
	Samonian	.	.	1	1	4	1	4	.	2	.	.
	Tongan	.	.	.	.	.	.	1	.	.	.	.
	Unknown	.	2	13	13	12	3	8	1	1	.	.
Month	Ethnic Group	0	1 to 99	100 to 499	500 to 999	1000 to 4999	5000 to 9999	10000 to 49999	50000 to 99999	100000 to 999999	More than 1000000	None Entered
21-Aug	African American	.	1	1	2	7	1	.	.	.	1	2
	American Indian	.	1	1	1	3	.	2	.	.	.	.
	Caucasian	2	3	16	9	22	7	17	.	3	.	5
	Chinese	.	.	1	1	2	.	2	.	.	.	.
	Filipino	.	.	5	1	3	2	1	1	2	.	2
	Guam/Pac Isl	.	1	.	.	.	.	.	1	.	.	.
	Hawaiian	.	1	14	9	24	11	16	2	7	.	6
	Hispanic	.	.	3	2	.	.	6	1	.	.	.
	Japanese	.	.	3	.	.	.	2	2	1	.	1
	Korean	.	.	.	1	.	.	1	.	.	.	.
	Micronesian	.	.	.	1	4	1	3	.	.	.	.
	Other	.	1	.	.	8	1	3	.	.	.	1
	Samonian	.	.	.	1	3	1	5	.	1	.	.
	Tongan	.	.	.	.	.	.	.	.	.	1	.
	Unknown	.	.	17	7	7	16	15	.	.	.	.

## REPORT TO THE LEGISLATURE—2020-2021

### Bail/Bond Group

Month	Ethnic Group	0	1 to 99	100 to 499	500 to 999	1000 to 4999	5000 to 9999	10000 to 49999	50000 to 99999	100000 to 999999	More than 1000000	None Entered
21-Sep	African American	.	.	.	3	3	.	1	.	1	.	.
	American Indian	.	.	.	.	1	.	.	.	.	.	.
	Caucasian	1	.	15	11	21	9	5	.	2	.	4
	Chinese	.	.	4	.	2	.	.	.	.	.	.
	Filipino	1	2	1	4	7	1	9	.	1	.	.
	Guam/Pac Isl	.	.	.	1	.	.	.	.	.	.	.
	Hawaiian	.	.	4	4	25	8	19	6	3	.	4
	Hispanic	2	.	3	2	2	3	5	.	1	.	2
	Japanese	.	.	.	.	8	.	3	.	.	.	.
	Korean	.	.	.	.	1	.	.	.	.	.	.
	Micronesian	.	.	.	1	2	.	2	.	.	.	.
	Other	.	.	8	2	1	.	3	.	.	.	1
	Samonian	.	.	3	2	3	.	1	1	1	.	1
	Tongan	.	.	1	.	1	.	.	.	1	.	.
	Unknown	.	1	9	9	16	3	4	.	.	.	1
Month	Ethnic Group	0	1 to 99	100 to 499	500 to 999	1000 to 4999	5000 to 9999	10000 to 49999	50000 to 99999	100000 to 999999	More than 1000000	None Entered
21-Oct	African American	.	.	1	1	5	.	.	.	1	.	.
	Caucasian	.	2	16	5	23	6	5	.	3	.	4
	Chinese	.	.	2	.	.	.	.	.	.	.	.
	Filipino	.	.	.	1	3	3	2	.	.	.	.
	Guam/Pac Isl	.	.	.	.	.	.	1	.	.	.	.
	Hawaiian	.	2	6	8	19	6	10	5	1	.	4
	Hispanic	.	2	1	3	2	.	4	.	.	.	.
	Japanese	.	.	1	2	1	.	2	.	.	.	.
	Korean	.	.	.	.	.	3	.	.	.	.	.
	Micronesian	.	.	2	1	1	1	.	1	.	.	.
	Other	.	1	2	3	1	.	1	.	.	.	1
	Samonian	.	.	1	.	2	1	.	.	.	.	.
	Tongan	.	.	.	.	1	2	1	.	.	.	.
	Unknown	.	.	6	5	6	2	5	1	1	.	.





# ATTACHMENT G

## REPORT TO THE LEGISLATURE—2020-2021

### Age Group—Recommended Override Level

Month	Ethnic Group	18 to 19	20 to 24	25 to 29	30 to 34	35 to 39	40 to 44	45 to 49	50 to 54	55 to 59	60 to 64	65 and older	Unknown
20-Nov	01_Am Ind	2	0	2	2	2	2	3	1	1	1	1	0
	02_Black	0	12	20	34	25	25	16	18	14	11	10	0
	03_Caucasian	4	47	115	129	139	123	91	102	76	76	45	0
	04_Chinese	0	2	4	5	1	4	1	2	1	2	0	0
	05_Filipino	0	21	76	75	69	75	46	49	39	28	21	0
	06_Guam\Pac Isl	1	4	3	3	14	4	4	1	1	1	0	0
	07_Hawn\pt.Hawn	5	96	257	310	253	229	144	125	91	57	36	1
	08_Hispanic	3	3	11	9	21	12	9	15	8	2	5	0
	09_Japanese	1	2	19	17	24	23	13	12	23	8	7	0
	10_Korean	0	2	4	6	2	4	2	2	1	4	2	0
	11_Samoan	1	20	42	39	31	30	24	18	9	2	4	0
	12_Other	2	15	25	29	27	15	16	9	7	4	6	0
	13_Unknown	4	37	66	58	53	39	32	18	19	7	8	5
Month	Ethnic Group	18 to 19	20 to 24	25 to 29	30 to 34	35 to 39	40 to 44	45 to 49	50 to 54	55 to 59	60 to 64	65 and older	Unknown
20-Dec	01_Am Ind	1	0	0	2	3	4	3	4	0	1	1	0
	02_Black	0	1	13	22	31	33	17	21	19	12	9	0
	03_Caucasian	2	9	50	128	127	154	111	87	102	72	66	0
	04_Chinese	0	0	2	5	3	4	2	1	3	2	0	0
	05_Filipino	0	3	28	78	73	72	64	54	43	32	24	0
	06_Guam\Pac Isl	0	0	4	3	8	9	5	2	2	0	1	0
	07_Hawn\pt.Hawn	2	9	129	284	291	243	206	144	117	81	51	1
	08_Hispanic	1	2	4	9	13	20	13	11	13	5	2	0
	09_Japanese	1	0	7	21	14	33	19	12	8	23	9	0
	10_Korean	0	0	2	6	5	1	5	2	2	2	4	0
	11_Samoan	0	4	21	46	40	32	27	19	15	8	1	0
	12_Other	0	4	12	25	28	25	16	12	10	7	5	0
	13_Unknown	0	12	41	69	54	51	40	33	17	16	6	5

## REPORT TO THE LEGISLATURE—2020-2021

### Age Group—Recommended Override Level

Month	Ethnic Group	18 to 19	20 to 24	25 to 29	30 to 34	35 to 39	40 to 44	45 to 49	50 to 54	55 to 59	60 to 64	65 and older	Unknown
21-Jan	01_Am Ind	1	0	1	1	3	2	5	1	1	1	1	0
	02_Black	0	14	17	36	26	23	19	18	14	10	9	0
	03_Caucasian	5	44	114	130	147	128	92	106	74	73	48	0
	04_Chinese	0	1	5	7	1	6	2	2	1	2	1	0
	05_Filipino	0	20	71	84	69	71	49	49	32	27	22	0
	06_Guam\Pac Isl	0	4	4	2	13	5	4	1	1	0	1	0
	07_Hawn\pt. Hawn	4	86	268	298	250	217	140	128	88	54	37	1
	08_Hispanic	1	5	12	12	23	14	7	13	9	1	6	0
	09_Japanese	0	6	22	16	27	23	14	11	25	9	7	0
	10_Korean	0	2	3	7	5	5	2	3	2	5	2	0
	11_Samoan	1	20	35	38	31	28	22	18	9	2	4	0
	12_Other	1	14	26	26	28	17	13	10	6	6	5	0
	13_Unknown	4	42	69	54	54	42	31	18	16	7	7	5
Month	Ethnic Group	18 to 19	20 to 24	25 to 29	30 to 34	35 to 39	40 to 44	45 to 49	50 to 54	55 to 59	60 to 64	65 and older	Unknown
21-Feb	01_Am Ind	1	0	1	1	3	1	2	1	1	1	1	0
	02_Black	0	12	17	36	31	23	19	19	14	8	8	0
	03_Caucasian	6	45	105	133	148	132	92	105	76	72	47	0
	04_Chinese	0	1	3	8	1	5	2	2	1	2	0	0
	05_Filipino	1	21	69	72	68	67	48	49	33	24	21	0
	06_Guam\Pacific Isl	0	4	4	2	13	6	4	0	1	0	2	0
	07_Hawn\pt. Hawn	4	95	245	286	253	224	143	130	90	51	39	0
	08_Hispanic	2	5	11	12	23	12	8	11	9	1	6	0
	09_Japanese	0	3	22	17	23	21	12	12	24	9	8	0
	10_Korean	0	2	2	8	7	5	1	3	2	5	2	0
	11_Samoan	1	20	36	41	32	25	25	18	8	2	4	0
	12_Other	0	13	27	27	30	19	13	9	6	4	5	0
	13_Unknown	2	44	66	57	55	41	30	18	15	9	9	5

## REPORT TO THE LEGISLATURE—2020-2021

### Age Group—Recommended Override Level

Month	Ethnic Group	18 to 19	20 to 24	25 to 29	30 to 34	35 to 39	40 to 44	45 to 49	50 to 54	55 to 59	60 to 64	65 and older	Unkno wn
21-Mar	01_Am Ind	1	0	1	1	3	0	2	1	1	1	1	0
	02_Black	0	9	18	32	30	26	18	18	12	8	9	0
	03_Caucasian	6	44	104	140	147	130	92	103	74	71	48	0
	04_Chinese	2	1	5	9	1	5	2	2	2	3	0	0
	05_Filipino	0	22	66	71	67	66	48	52	34	22	21	0
	06_Guam\Pac Isl	0	4	4	2	11	7	3	0	1	0	1	0
	07_Hawn\pt.Hawn	3	86	241	287	252	214	152	134	101	47	36	0
	08_Hispanic	2	5	11	12	20	13	8	12	8	1	6	0
	09_Japanese	0	3	20	17	21	22	13	9	22	10	7	0
	10_Korean	0	2	2	7	8	4	2	3	2	5	2	0
	11_Samoan	1	17	36	41	33	26	24	21	7	2	4	0
	12_Other	1	12	25	26	28	18	12	8	6	4	5	0
	13_Unknown	2	42	69	60	56	41	31	20	15	9	7	4
Month	Ethnic Group	18 to 19	20 to 24	25 to 29	30 to 34	35 to 39	40 to 44	45 to 49	50 to 54	55 to 59	60 to 64	65 and older	Unkno wn
21-Apr	01_Am Ind	1	0	1	0	2	0	3	1	1	1	1	0
	02_Black	0	12	20	32	30	20	20	19	12	8	8	0
	03_Caucasian	6	43	93	134	150	138	93	91	76	68	49	0
	04_Chinese	2	1	5	8	1	5	2	1	2	2	0	0
	05_Filipino	0	23	61	70	64	66	46	48	32	21	21	0
	06_Guam\Pac Isl	0	4	5	1	13	6	3	0	1	0	1	0
	07_Hawn\pt.Hawn	2	86	236	298	254	216	146	135	101	47	34	0
	08_Hispanic	1	5	10	12	17	15	8	12	9	1	5	0
	09_Japanese	0	3	20	16	21	23	11	10	19	11	6	0
	10_Korean	0	1	2	7	7	3	2	3	2	5	2	0
	11_Samoan	0	19	39	42	34	25	22	22	8	2	4	0
	12_Other	1	18	25	23	31	16	15	6	6	6	5	0
	13_Unknown	3	41	65	54	54	41	32	21	14	8	8	4

## REPORT TO THE LEGISLATURE—2020-2021 Age Group—Recommended Override Level

Month	Ethnic Group	18 to 19	20 to 24	25 to 29	30 to 34	35 to 39	40 to 44	45 to 49	50 to 54	55 to 59	60 to 64	65 and older	Unknown
21-May	01_Am Ind	1	0	3	0	2	0	3	1	1	0	1	0
	02_Black	0	11	21	28	34	21	21	17	13	7	9	0
	03_Caucasian	4	43	95	127	145	137	108	87	76	68	45	0
	04_Chinese	1	2	4	9	1	6	2	1	2	2	0	0
	05_Filipino	0	25	65	75	65	67	52	42	34	21	21	0
	06_Guam/Pac Isl	0	4	3	1	12	6	3	1	1	0	2	0
	07_Hawn/pt.Hawn	3	92	235	308	263	221	151	134	99	50	35	0
	08_Hispanic	1	5	10	12	15	17	6	13	10	1	5	0
	09_Japanese	1	5	20	18	25	22	11	15	20	12	7	0
	10_Korean	0	1	2	7	6	4	2	3	2	4	2	0
	11_Samoan	1	18	38	43	38	29	22	23	9	3	4	0
	12_Other	2	16	24	24	30	18	15	6	6	6	4	0
	13_Unknown	3	40	65	54	52	40	30	23	15	8	8	4
Month	Ethnic Group	18 to 19	20 to 24	25 to 29	30 to 34	35 to 39	40 to 44	45 to 49	50 to 54	55 to 59	60 to 64	65 and older	Unknown
21-June	01_Am Ind	1	0	3	0	2	0	3	1	0	2	1	0
	02_Black	0	13	19	29	31	25	21	18	12	11	9	0
	03_Caucasian	4	42	87	129	149	130	103	90	76	72	47	0
	04_Chinese	1	1	4	9	1	6	1	1	2	2	0	0
	05_Filipino	0	30	64	72	65	67	47	40	38	21	21	0
	06_Guam/Pac Isl	0	2	4	3	15	7	2	0	1	0	2	0
	07_Hawn/pt.Hawn	1	84	229	303	263	214	151	130	101	49	33	0
	08_Hispanic	0	4	10	11	18	15	6	14	11	1	5	0
	09_Japanese	0	4	22	18	23	21	11	13	20	11	6	0
	10_Korean	0	1	3	8	5	3	3	3	2	4	2	0
	11_Samoan	1	22	33	39	39	27	22	21	10	3	4	0
	12_Other	2	16	23	28	25	18	13	8	6	5	3	0
	13_Unknown	3	44	66	58	48	45	29	23	15	8	8	4





# ATTACHMENT G

## REPORT TO THE LEGISLATURE—2020-2021

### Age Group—Recommended Override Level

Month	Ethnic Group	18 to 19	20 to 24	25 to 29	30 to 34	35 to 39	40 to 44	45 to 49	50 to 54	55 to 59	60 to 64	65 and older	Unknown
21-Jul	01_Am Ind	1	0	3	0	2	1	3	1	0	2	1	0
	02_Black	0	13	17	32	29	26	19	21	11	10	8	0
	03_Caucasian	4	41	91	136	155	139	97	94	75	66	49	0
	04_Chinese	1	1	2	10	1	5	1	1	3	3	0	0
	05_Filipino	0	26	61	80	59	65	50	39	36	23	20	0
	06_Guam\Pac Isl	0	3	4	3	15	6	3	0	1	0	2	0
	07_Hawn\pt.Hawn	4	78	234	296	271	205	157	124	100	51	34	0
	08_Hispanic	1	5	10	12	18	17	6	12	11	2	5	0
	09_Japanese	0	3	23	16	27	21	11	13	20	12	6	0
	10_Korean	0	1	2	8	6	3	3	3	2	4	2	0
	11_Samoan	1	19	37	40	39	31	21	21	12	3	4	0
	12_Other	1	13	24	28	23	19	14	8	5	6	3	0
	13_Unknown	2	44	74	52	53	44	29	22	16	7	7	4
Month	Ethnic Group	18 to 19	20 to 24	25 to 29	30 to 34	35 to 39	40 to 44	45 to 49	50 to 54	55 to 59	60 to 64	65 and older	Unknown
21-Aug	01_Am Ind	1	0	2	0	2	1	3	1	0	2	1	0
	02_Black	0	12	17	28	34	22	18	21	11	10	8	0
	03_Caucasian	5	42	85	131	153	134	97	93	73	69	52	0
	04_Chinese	1	1	1	11	1	4	1	3	3	3	0	0
	05_Filipino	0	29	58	80	61	64	48	40	37	25	18	0
	06_Guam\Pac Isl	0	3	5	2	16	7	2	0	1	0	1	0
	07_Hawn\pt.Hawn	3	80	235	300	269	211	156	128	99	54	34	0
	08_Hispanic	1	4	10	12	18	17	5	13	11	2	5	0
	09_Japanese	0	4	20	20	26	21	12	14	17	16	7	0
	10_Korean	0	1	3	8	6	3	3	3	2	4	2	0
	11_Samoan	1	21	39	45	40	33	25	21	13	4	4	0
	12_Other	1	11	25	24	26	21	14	8	6	5	3	0
	13_Unknown	3	41	67	47	54	40	29	22	16	9	8	4

## REPORT TO THE LEGISLATURE—2020-2021

### Age Group—Recommended Override Level

Month	Ethnic Group	18 to 19	20 to 24	25 to 29	30 to 34	35 to 39	40 to 44	45 to 49	50 to 54	55 to 59	60 to 64	65 and older	Unknown
21-Sep	01_Am Ind	1	0	1	1	2	0	3	1	0	2	1	0
	02_Black	0	13	17	30	33	22	19	21	11	8	8	0
	03_Caucasian	5	38	90	130	148	135	92	91	79	68	51	0
	04_Chinese	1	2	1	9	0	7	1	3	1	3	0	0
	05_Filipino	1	29	55	80	60	65	47	39	39	24	19	0
	06_Guam/Pacific Isl	0	3	5	2	17	7	2	0	1	0	1	0
	07_Hawaiian/pt	3	81	238	291	285	202	168	127	90	55	34	0
	08_Hispanic	1	6	10	12	19	15	9	13	10	2	5	0
	09_Japanese	0	4	20	18	27	25	11	14	18	16	7	0
	10_Korean	0	1	2	10	6	2	3	2	2	5	2	0
	11_Samoan	1	21	40	45	40	31	26	19	14	5	4	0
	12_Other	1	12	27	26	25	16	17	6	4	6	3	0
	13_Unknown	4	38	65	47	57	37	30	23	17	11	7	4
Month	Ethnic Group	18 to 19	20 to 24	25 to 29	30 to 34	35 to 39	40 to 44	45 to 49	50 to 54	55 to 59	60 to 64	65 and older	Unknown
21-Oct	American Indian	1	0	0	2	2	1	2	2	0	1	1	0
	Black	0	13	21	32	31	22	18	20	13	8	7	0
	Caucasian	3	32	89	132	145	138	95	83	75	68	52	0
	Chinese	1	3	3	9	0	6	1	2	1	3	0	0
	Filipino	0	26	62	77	58	63	48	40	40	25	20	0
	Guam/Pacific Isl	0	3	5	2	16	7	2	1	2	0	1	0
	Hawaiian/pt	3	89	232	292	284	207	165	128	89	51	35	0
	Hispanic	1	5	9	11	20	12	9	12	12	2	5	0
	Japanese	0	2	20	22	26	25	11	18	18	13	9	0
	Korean	0	1	2	10	3	1	3	1	3	4	2	0
	Samoan	1	22	40	43	36	34	27	20	11	6	5	0
	Other	1	15	26	25	25	18	16	6	4	6	4	0
	Unknown	6	41	68	51	54	37	31	24	17	11	6	4

# ATTACHMENT H

## REPORT TO THE LEGISLATURE—2020-2021 Performance Indicators

Department of Public Safety (PSD) Inventory of Reentry Services to Offenders													
SERVICES (I.E. PROGRAMS, TRAINING, & TREATMENT)	KAUAI	MAUI	HAWAII			MAINLAND BRANCH	HAWAII PAROLING AUTHORITY	FEDERAL BUREAU OF PRISONS	OAHU				
	Kauai CCC	Maui CCC	Hale Nani	Hawaii CCC	Kulani	AZSC	HPA	FDC Honolulu	Halawa	Laumaka & Module 20	Oahu CCC	Waiawa	Women CCC
ANGER MANAGEMENT													
Hina Mauka- Assists people with mastering their addictions through encouragement and evidence-based practices; helps individuals overcome their dependence through a series of treatment programs for diagnosed substance abuse disorders (emphasis on behavioral health); Also available for pre-trial diversion. (Programs include: residential treatment services, outpatient services, aftercare, & peer mentoring) *Ke Alaaua by Hina Mauka [Women's Community Correctional Center (WCCC)] therapeutic community treatment program, based on traditional Hawaiian culture and values. (translation: "breaking of a new dawn.")										X	X		X*
Lokahi Treatment Centers (LTC)- Provides a highly structured, outpatient treatment environment centered on personal responsibility, individual dignity, and self-esteem; LTC goal: to provide clients with a continuum of care to meet them right where they are and guide them through a world of new choices.			X		X		X						
PACT (Parents and Children Together) Anger Control- (Oahu): to bring peace to Hawaii's families by offering an environment that promotes safety, support, and accountability to offenders, survivors, and their children; The Kuleana (translation: "Responsibility"); Offenders Unit: works with offenders of intimate partner violence and non-intimate partner abuse; services for men and women include: • Domestic violence intervention group • Individual support and counseling • Anger control groups • Parenting classes that address positive parenting • Case management											X		
• Community referrals • Safety reviews • Individual counseling • Group counseling													
PACT (Maui): The Kuleana Unit: Some clients services are paid for by the Judiciary and some are self-paid on a sliding fee schedule determined at intake. • Focus: male offenders with co-occurring substance abuse • Sessions conducted in English and Ilocano.		X											
Salvation Army- Addiction Treatment Services (ATS) provides a comprehensive continuum of effective treatment services for adults.	X	X					X				X		X
ASSESSMENTS													
Eligibility Screenings (Placement)								X					
Discharge Plans (Reentry Checklist)	X	X	X					X	X	X	X	X	X
Holland Code (RIASEC) (max 15 students) (1-3 hrs) This is an assessment test that measures career interests based on 6 personality types: Realistic, Investigative, Artistic, Social, Enterprising and Conventional	X	X	X	X	X	X	X		X	X	X	X	X
Level of Service Inventory-Revised (LSI-R)	X	X	X	X	X	X	X		X	X	X	X	X
Reception, Assessment, Diagnostic (RAD)- upon admittance for sentenced felons	X								X				X
Test of Adult Basic Education (TABE) (max 15 students) (2-6 hrs) This is an assessment test. TABE test scores determine academic class placement for all students. TABE is a prerequisite to enroll in any class or program.	X	X	X	X	X	X	X		X	X	X	X	X

# ATTACHMENT H

## REPORT TO THE LEGISLATURE—2020-2021 Performance Indicators

Department of Public Safety (PSD) Inventory of Reentry Services to Offenders													
SERVICES (I.E. PROGRAMS, TRAINING, & TREATMENT)	KAUAI	MAUI	HAWAII		MAINLAND BRANCH	HAWAII PAROLING AUTHORITY	FEDERAL BUREAU OF PRISONS	OAHU					
	Kauai CCC	Maui CCC	Hale Nani	Hawaii CCC	Kulani	AZSC	HPA	FDC Honolulu	Halawa	Launaka & Module 20	Oahu CCC	Waiawa	Women CCC
COGNITIVE BEHAVIORAL RESTRUCTURING													
Aloha House Continuing Care Program		X											
Bridge Program					X					X			X
Cognitive Behavioral Therapy (CBT)- groups and individual sessions								X					
Cognitive Skills (classes)	X					X			X	X	X	X	X
Hina Mauka (for description see pg. 1) *Ke Alaaula at WCCC (for description see pg. 1)													X*
Lifestyles- 24-class series that provides clients with the tools to master their thinking to make better decisions upon release; focuses areas: criminal thinking errors, pro-									X	X	X		X
social skills, problem solving, and planning for a crime-free life.													
PSD Case Managers		X	X	X	X						X		X
PSD Substance Abuse Counselors		X			X						X		
RDAP 2						X							X
RDAP 3						X							X
Salvation Army- ATS		X					X				X		X
Thinking for a Change									X				X
Total Life Recovery (TLR)- A faith-based, gender specific program that addresses every area of a woman's life mentally, emotionally, spiritually and physically; equips participants with the knowledge and tools they need to live successfully.													X
Transformations									X				X
COMMUNITY SERVICE WORKLINES													
Assist Department of Transportation (DOT) in cleaning the State highways/roadways			X	X	X							X	X
Assist in cleaning the beaches (City & County)		X	X	X								X	X
Assist in the set up for American Cancer Society's Relay-for-Life		X	X	X								X	X
Assist in the set up for the Indian powwow			X	X								X	
Assist in building the stage for the Merrie Monarch Festival (Hawaii)			X	X									
Assist in the general maintenance at Panaewa Zoo (Hawaii)			X	X	X								X
Assist in the general maintenance of Waianae/Waipahu Intermediate School & High School													X
Assist in the general maintenance of Mililani High School													X
Assist in the general maintenance of Kapolei High School													X
Assist in the general maintenance of Kipapa Elementary													X
Assist in the general maintenance of Mililani Library													X
Assist in the general maintenance of Department of Health's (DOH's) Waiamano Home building													X
Assist in the general maintenance of the Hawaii Plantation Village													X
Assist in the general maintenance of the Mililani Cemetery													X
Assist in the general maintenance of the Makiki Cemetery													X
Assist in the general maintenance of the Puu Kamalii Cemeteries													X



# ATTACHMENT H

## REPORT TO THE LEGISLATURE—2020-2021 Performance Indicators

Department of Public Safety (PSD) Inventory of Reentry Services to Offenders													
SERVICES (I.E. PROGRAMS, TRAINING, & TREATMENT)	KAUAI	MAUI	HAWAII		MAINLAND BRANCH	HAWAII PAROLING AUTHORITY	FEDERAL BUREAU OF PRISONS	OAHU					
	Kauai CCC	Maui CCC	Hale Nani	Hawaii CCC	Kulani	AZSC	HPA	FDC Honolulu	Halawa	Laumaka & Module 20	Oahu CCC	Waiawa	Women CCC
Assist in the general maintenance of the Heeja Wetlands												X	
Assist in the general maintenance of the City and County Refuse Division												X	
Assist in the general maintenance of the Waianae Waste Water Treatment Plant												X	
Assist in the general maintenance for the PSD's Training & Staff Development (TSD) building and Physical Agility Test (PAT) area												X	
Assist in the landscaping of the Honolulu Zoo													X
Assist in the restoration and maintenance of the Waikalualoko Fish Pond													X
Assist in the restoration and maintenance of the Kawainui Marsh													X
Assist in the general maintenance of the Kaneohe National Cemetery													X
Assist in the general maintenance of the Lanikai Beach													X
Assist in the general maintenance of churches (i.e. Lihue Christian Church, Aloha Church, Latter Day Saints,	X												
Immaculate Conception Church, and Kapaa Buddhist Association)													
Assist in the general maintenance of schools (i.e. Kapaa, Waimea, & Kauai High School, Wilcox School, and Kapaa Middle School)	X												
Assist in the general maintenance of nonprofit organizations (i.e. Easter Seals, Anahola Community Association, Lihue Veteran's Center, ARC, and Special Olympics)	X												
Assist in landscaping at various parks		X	X										X
Assist in clearing ditches		X											X
Assist in painting county park restrooms		X											
Community Service Worklines	X	X			X				X		X		X
CULTURAL AWARENESS													
Haku Moololelo- A read aloud/creative writing program designed to help participants write their own children's stories or fairy tales that are published as books.													X
Hina Mauka (description see pg. 1) *Ke Alaala at WCCC (description see pg. 1)											X		X*
Introduction to Ho'oponopono [Hawaii Community College (HCC)]- An experiential course that focuses on counseling and resolving conflict among families, individuals, and other groups using Hawaiian cultural methods of Ho'oponopono (family) and Ho'oku'u Ke Hewa (individuals and groups).				X	X								
Ke Ala Hou- A Reentry program to prepare inmates for successful transition back into community living				X	X								
Ku Kanaka- A course that allows the participants to explore and examine life through the lens of our kupuna									X	X	X		
(elders/ancestors), our Makua (parents) our ohana (family), and our aina (land); participants learn how to evoke these understandings to guide the course of their future.													
Makahiki Services- Native Hawaiian Religious Ceremony						X			X	X		X	
Pacific Outreach Center (hula)													X
PSD Recreational Division													X
Ukulele													X

# ATTACHMENT H

## REPORT TO THE LEGISLATURE—2020-2021 Performance Indicators

Department of Public Safety (PSD) Inventory of Reentry Services to Offenders													
SERVICES (I.E. PROGRAMS, TRAINING, & TREATMENT)	KAUAI	MAUI	HAWAII			MAINLAND BRANCH	HAWAII PAROLING AUTHORITY	FEDERAL BUREAU OF PRISONS	OAHU				
	Kauai CCC	Maui CCC	Hale Nani	Hawaii CCC	Kulani	AZSC	HPA	FDC Honolulu	Halawa	Laumaka & Module 20	Oahu CCC	Walawa	Women CCC
DENTAL SERVICES													
Dental Care and Repair	X	X		X	X	X		X	X	X	X	X	X
DOMESTIC VIOLENCE													
Domestic Violence Action Center ( <a href="#">Ho'oiikaika</a> )													X
Hina Mauka (see pg. 1 for description) * <a href="#">Ke Alaaula</a> at WCCC (see pg. 1 for description)													X*
<a href="#">Ke Ala Pono</a>			X		X								
TLR (see pg. 3 for description)													X
YWCA USA, Inc. (YWCA)	X		X										
EDUCATION													
Volunteers	X		X	X		X		X	X		X	X	X
<b>Literacy or Adult Basic Education (ABE)</b>													
Adult Basic Education ( <a href="#">up to 15 students</a> ) ( <a href="#">45-60 hrs.</a> ) (w/Post-TABE) Non-degree programs that offer training for adults. Program may prepare participants to take high school equivalency (HSE) test, such as GED or <a href="#">HiSET</a> , helps them strengthen their skills or levels in reading, writing, and math or provide them with important life skills.	X	X	X	X	X	X			X		X	X	X
English as Second Language/E.L.L. ( <a href="#">max 15 students</a> ) ( <a href="#">45-60 hrs</a> ) (w/post-TABE) This class assists students who are non-English speakers to learn English words, build vocabulary, and acquire the skills in reading and understanding simple English language texts.					X				X			X	
Mathematics	X	X	X	X	X	X		X	X		X	X	X
Reading	X	X	X	X	X	X		X	X		X	X	X
Science				X	X	X		X	X		X	X	X
Social Studies				X	X	X		X	X		X	X	X
Writing	X	X	X	X	X				X		X	X	X
<b>General Education Diploma (GED) Preparation</b>													
<a href="#">GED/HiSET Academy</a> ( <a href="#">max 15 students</a> ) ( <a href="#">45-60 hrs</a> ) (w/post-TABE) Computer web-based program used to supplement the academic knowledge of students preparing for the GED or HiSET and who are enrolled in GED.	X	X	X	X	X	X			X	X	X	X	X
Math	X			X	X	X	X	X	X			X	X
Language Arts Through Writing	X			X	X	X	X	X	X			X	X
Science	X			X	X	X	X	X	X			X	X
Social Science	X			X	X	X	X	X	X			X	X
<b>High School Equivalency Test (HiSET) Preparation</b>													
English as a Second Language (ESL) Program								X					X
Math	X	X		X			X					X	
Reading	X	X		X								X	
Science	X	X		X								X	
Social Studies	X	X		X								X	
Writing	X	X		X								X	

# ATTACHMENT H

## REPORT TO THE LEGISLATURE—2020-2021 Performance Indicators

Department of Public Safety (PSD) Inventory of Reentry Services to Offenders											
SERVICES (I.E. PROGRAMS, TRAINING, & TREATMENT)	KAUAI	MAUI	HAWAII		MAINLAND BRANCH	HAWAII PAROLING AUTHORITY	FEDERAL BUREAU OF PRISONS	OAHU			
	Kauai CCC	Maui CCC	Hale Nani	Hawaii CCC	Kulani	AZSC	HPA	FDC Honolulu	Halawa	Launaka & Module 20	Oahu CCC Waiawa
<b>Career and Technical Education</b>											
Aerial Lift					X						
Automotive Basics (Intro) (max 10 students) (60hrs) Provide students with the classroom instruction and basic principles on automobile maintenance, troubleshooting and repair work. Emphasis on safety, preventive maintenance and the use of basic tools and computer diagnostic equipment for simple repairs and troubleshooting will be covered. Students will also participate in "hands on" skills projects to help them master the basics of maintenance, troubleshooting and basic repair work as outlined in the course.					X						
Carpentry (662 hours) (20 students) An NCCER curriculum that teaches trainee to construct, erect, install, and repair.						X					
Computer Basics (30 hrs) (max 12 students) This program is designed to familiarize students with computers, applications and hardware. Participants will learn fundamental concepts of computer hardware and software and become familiar with a variety of computer applications, including word processing, spreadsheets, and multi-media presentations. Coursework will also include activities that explore social and ethical issues related to computers.					X						
Construction Math (662 hours) (20 students) This course aims to help participants understand the fundamentals of math as they are applied to the construction industry.						X					
Construction Trades (270 hrs—90hrs X 3 modules) (max 12 students) The program is divided in 3 modules: Construction, Plumbing, and Electrical. A certificate is issued upon successful completion of each module.					X						
Core Curriculum (662 hours) (20 students) It is a prerequisite to all (NCCER) National Center for Construction Education and Research's Level I curricula and covers topics such as safety, introduction to hand and power tools, employability skills, and more.						X					
Culinary Arts Program (180 hours) (max 14 students) This program provides a quality education in culinary arts that covers four modules: Introduction to Culinary Industry, Safety and Sanitation, Fundamentals of Cookery, and Intermediate Cookery. It is a college-credited program in partnership with Kapiolani Community College.											X
Culinary Arts Training (52 hours) (max 15 students) Prep Chef Culinary Arts training course.		X									
Diesel Mechanic (Intro) (60 hrs) (max 10 students) Familiarize students with the Compression Ignition System and turbo charges.					X						
Electrical (18-60hrs) (max 15 students) An NCCER certified beginning electrical program.						X					
Facilities Maintenance/Intro. to Green Builds					X						
Food Safety and Sanitation (16hrs to complete) 4.5 hrs/wk x 3 wks (max 15 students) This 16-hour course teaches the participants the concepts and proper practices required for job success in the food service industry. Participants who complete the course and pass the test will earn ServSafe certification.		X			X				X		X

# ATTACHMENT H

## REPORT TO THE LEGISLATURE—2020-2021 Performance Indicators

Department of Public Safety (PSD) Inventory of Reentry Services to Offenders													
SERVICES (I.E. PROGRAMS, TRAINING, & TREATMENT)	KAUAI	MAUI	HAWAII		MAINLAND BRANCH	HAWAII PAROLING AUTHORITY	FEDERAL BUREAU OF PRISONS	OAHU					
	Kauai CCC	Maui CCC	Hale Nani	Hawaii CCC	Kulani	AZSC	HPA	FDC Honolulu	Halawa	Laumaka & Module 20	Oahu CCC	Waiawa	Women CCC
Forklift Operator Training (2-4/hrs) (max 15 students) Certificate issued upon successful completion of course.									X		X	X	
Fundamentals IT (30 hrs) (max 12 students) This program familiarizes students with basic IT literacy, hardware, software, networking, and security applications.					X								
Good Agricultural Practices					X								
Graphic Designs, INTRO TO (30 hrs) (max 12 students) Integration of art and technology to communicate ideas and information for a wide range of visual communication needs such as: marketing, advertising, etc.					X								
Greenhouse Construction					X								
Introduction to Diesel Mechanic					X								
Key Train (30-60 hrs) (up to 15 students) A package of interactive training courses that help build individual and organization success through workplace skills development.					X						X		
Keyboarding (30-60 hrs) (up to 15 students) A computer-based course designed to help inmates develop speed and accuracy by learning the touch operations of alphanumeric/keyboard character (entry-level/non-supervisory) positions in the hospitality industry.					X								
Office Worker Business Applications (40 hrs) (up to 15 students) This program is designed to prepare students interested in entering careers in the business environment. It provides instruction, hands-on training and exercises to reinforce and apply their computer skills, using Microsoft Office 2016 suite. This course also prepares the foundation for students who are interested in eventually taking certification exam for Microsoft Office.									X			X	X
Plumbing (72 hrs) (max 15 students) An NCCER certified course that introduces the inmates to the plumbing profession. It teaches them the common activities like: how to unclog a drain or to install an appliance. In addition, they are taught how to install, maintain, and repair many different types of pipe system.						X							
Poultry 1- Egg Production for Small Farms This program will go over basics of poultry and egg production.					X								
Small Engine Repair (60 hrs) (max 10 students) Provides instruction and hands on training in small engine repair and maintenance. Eight modules cover Magnetron Ignition System and Servicing, Breaker Point, Carburetor and Servicing Fuel System, Engine Compression, Governor Adjustment and Repair, Lubrication, Troubleshooting and Operation and Maintenance.					X								
Success in the Workplace (max 15 students) (48hrs) A job readiness and life skills training program that prepares the participants to seek job or obtain employment, keep their jobs once they are hired, improve their organizational, decision making, and other skills.									X			X	X



# ATTACHMENT H

## REPORT TO THE LEGISLATURE—2020-2021 Performance Indicators

Department of Public Safety (PSD) Inventory of Reentry Services to Offenders											
SERVICES (I.E. PROGRAMS, TRAINING, & TREATMENT)	KAUAI	MAUI	HAWAII		MAINLAND BRANCH	HAWAII PAROLING AUTHORITY	FEDERAL BUREAU OF PRISONS	OAHU			
	Kauai CCC	Maui CCC	Hale Nani	Hawaii CCC	Kulani	AZSC	HPA	FDC Honolulu	Halawa	Launaka & Module 20	Oahu CCC Waiawa
Sustainable Food Production- HCC					X						
Welding Technology, Introduction to (80-120 hrs.) (max 10 students per cohort) Upon successful completion, the participants should be able to perform fundamental welding with the following welding processes: Oxy Fuel Cutting, Shielded Metal Arc Welding Flux Core Arc Welding. All welds will be tested according to industry standards. The training will provide the participants an opportunity to enter the construction industry as an entry-level welder.					X						X
<b>Post-Secondary Education</b>											
College Guidance and Tracking (max 25 students) (no set hours for completion) Overview of the process of pursuing college education.						X					
College Skills 103 (max 15 students) (48 hrs) Topics include career planning, study skills, stress management, tutoring, group guidance, and other subjects to facilitate student success.											X
Community Health Worker 140 (max 15 students) (48 hrs) Learn to help individuals, families, groups, and communities develop their capacity and access to resources, including health insurance, food, housing, quality care and health information.											X
Correspondence Classes *Rio Salado Community College						X*		X			
Culinary Arts- Kapiolani Community College											X
English 100 (max 15 students) (48 hrs) Basic writing, processes and strategies needed for higher level writing courses.					X						
Great Courses Independent Study (Self-paced. Minimum 30hrs. No maximum) (8-10 students) A series of college-level audio and video courses offered for enrichment purposes.									X		
Introduction to Ho'oponopono (max 15 students) (48 hrs) Hawaiian culture class focused on forgiving others to whom we are connected.					X						
Introduction to Philosophy (max 15 students) (48 hrs) Students discuss the way they look at the world, the universe, and at society.					X						
Liberal Arts (Windward Community College) - Hula O'lelo, College Skills, Slack Key, Psychology, and Sociology											X
Plato Career Skill Building (Self-paced. Minimum 30hrs. No maximum) (max 15 students) This course uses an easy-to-use- web-based system to help improve basic workplace skills in Language, Math, Reading and Writing. It also includes a library of courses related to higher level education (i.e. Psychology, Sociology), career fields of interest (i.e., Culinary Arts, Tourism and Hospitality), and general well-being (i.e., Nutrition and Wellness, Parenting).					X				X		
Psychology 100 (max 15 students) (48 hrs) Students learn and discuss the scientific understanding of behavior and experience.											X
Sociology 218/251 (max 15 students) (48 hrs) Students learn the sociological study of society. Focus is on the systematic understanding of social interaction, social organization, social institutions, and social change.											X
Sustainable Crop Production & Good Agriculture Practices (GAP) (100 hrs) (max 10 students) This program provides participants with basic knowledge that can lead to employment in the agriculture field.					X						

# ATTACHMENT H

## REPORT TO THE LEGISLATURE—2020-2021 Performance Indicators

Department of Public Safety (PSD) Inventory of Reentry Services to Offenders													
SERVICES (I.E. PROGRAMS, TRAINING, & TREATMENT)	KAUAI	MAUI	HAWAII		MAINLAND BRANCH	HAWAII PAROLING AUTHORITY	FEDERAL BUREAU OF PRISONS	OAHU					
	Kauai CCC	Maui CCC	Hale Nani	Hawaii CCC	Kulani	AZSC	HPA	FDC Honolulu	Halawa	Laumaka & Module 20	Oahu CCC	Waiawa	Women CCC
Wellness, Parenting). Participants choose the subject area they would like to study.													
<b>Self-Development/Self Improvement/Life Skills</b>													
Financial Literacy *Independent Study (computer-based)					X			X	X			X*	
Flower Arranging													X
Haku Mo'Olelo (max 15 students) (30-60hrs) This pilot program is to create a read aloud/creative writing program. It is designed to help participants write their own children's stories or fairy tales.													X
Independent Studies (Self-paced. Minimum 30hrs. No maximum) (max 15 students) Using the Great Courses – a series of college level courses & lectures of DVD, the students work individually for enrichment purposes. Courses include Algebra, Calculus Made Clear, Analysis and Critiques: How to Engage and Write about anything, The Neuroscience of Everyday Life, Understanding the World's Greatest Structures, and the Unfinished Nation (American History).									X				
Literacy								X					
Practical Money Skills for Life (15-30 hrs) (max 15 students) This workshop is designed to teach the art of budgeting, living on your own, buying a home, credit and credit cards, cars and loans, consumer awareness, saving and investing, getting out of financial trouble and consumer privacy.									X				
Prison Rape Elimination Act (PREA) Seminar (2-6 hrs) (max 15 students)				X									
Read to Me (max 15 students) (30-60hrs)	X												X
Toastmasters (max 15 students) (30-60hrs)		X				X			X			X	X
Try Think									X				X
Victim Impact (max 15 students) (30-60hrs) This program helps participants to learn about the impacts of crime on victims.				X				X					
<b>Self-Development - Cognitive Skills</b>													
Anger Management (max 15 students) (30-60hrs)				X		X		X					
Cognitive Behavioral Therapy (CBT) – Cognitive Skills	X					X		X	X		X		
Lifestyles									X		X	X	X
Men in Transition (max 15 students) (30-60hrs) Similar to the current Evolve program.											X		
Thinking for A Change (24-60 hrs) (max 15 students) A program based on research demonstrating that antisocial thoughts and cognitive deficits are causally related to criminal behavior. It targets these antisocial thoughts and skill deficits by using a behavioral approach that includes modeling, rehearsing and rewarding.				X				X					X
Transformation (max 15 students) (30-60hrs) A program based on research demonstrating that antisocial thoughts and cognitive deficits are causally related to criminal behavior. It targets these antisocial thoughts and skill deficits by using a behavioral approach that includes modeling, rehearsing and rewarding.									X				
Women in Transition (max 15 students) (30-60hrs)													X
<b>Self-Development - Culture</b>													
Hawaiian Guitar (Contemporary), beginner (max 10 students) (30hrs)					X								
Hawaiian Guitar (Contemporary), intermediate (max 10 students) (30hrs)					X								
Introduction to Ho'oponopono at Hawaii Community College (description see pg. 5)				X	X								
Ukulele								X					X

# ATTACHMENT H

## REPORT TO THE LEGISLATURE—2020-2021 Performance Indicators

Department of Public Safety (PSD) Inventory of Reentry Services to Offenders													
SERVICES (I.E. PROGRAMS, TRAINING, & TREATMENT)	KAUAI	MAUI	HAWAII			MAINLAND BRANCH	HAWAII PAROLING AUTHORITY	FEDERAL BUREAU OF PRISONS	OAHU				
	Kauai CCC	Maui CCC	Hale Nani	Hawaii CCC	Kulani	AZSC	HPA	FDC Honolulu	Halawa	Laumaka & Module 20	Oahu CCC	Waiawa	Women CCC
<b>Self-Development – Languages</b>													
• Chinese (web-based) (self-paced. Minimum 30hrs. No maximum) (max 15 students)					X			X					
• Hawaiian (web-based) (self-paced. Minimum 30hrs. No maximum) (max 15 students)					X	X		X					
• Japanese (web-based) (self-paced. Minimum 30hrs. No maximum) (max 15 students)					X			X	X				
• Samoan (web-based) (self-paced. Minimum 30hrs. No maximum) (max 15 students)					X								
• Spanish (web-based) (self-paced. Minimum 30hrs. No maximum) (max 15 students)					X			X					
<b>Self-Development - Health Management</b>													
Nutrition & Wellness								X					
<b>Sistah Program (max 15 students)</b> This is a health education program that specifically discusses sexually transmitted diseases.		X											
<b>Yoga (up to 15 students)</b> A class designed to improve circulation and stimulate abdominal organs through breathing techniques and physical poses. It helps participants develop body awareness, focus, and relief of everyday stress.								X	X		X	X	
<b>Self-Development - Parenting</b>													
<b>FatherRead (max15 students) (30-60hrs)</b> This program pairs idea-rich literature with focused discussions and activities to encourage participants to re-imagine, re-define, and re-connect with their roles as parent.									X			X	
<b>Hoomakua- Inside Out Dad Lifeskills</b>			X	X	X				X		X		
<b>Ku Kanaka (max 15 students) (36 hrs)</b> Students explore and examine life through the lens of our kupuna (elders/ancestors), our makua (parents), our ohana (family), and our aina (land). Through these revelations the participants learn how to evoke these understandings to guide the course of their future.									X		X		
<b>MotherRead (max15 students) (30-60hrs)</b> This program pairs idea-rich literature with focused discussions and activities to encourage participants to re-imagine, re-define, and re-connect with their roles as parent.													X
<b>Parenting (max 15 students) (30-60hrs)</b>				X				X					
<b>Self-Development - Transition Skills</b>													
<b>Career Transition Program (max 15 students) (30-60hrs)</b> The course provides a practical process of researching, preparing, and conducting a job search. It will lead each student through the stages of the career transition process with a finished resume as a result. Finally, an introduction to interviewing and alternative method for obtaining job prospects will round out their instruction.									X				
<b>Explorations (48hrs to complete) (max 15 students)</b> This course is designed to prepare participants to enter the workforce with the tools and skills needed to make good work-related decisions and to build successful careers. It aims to provide practical, sound advice that will enable the participants to secure employment and succeed on the job. It is meant to empower students to take control of their long-term careers.									X			X	X

# ATTACHMENT H

## REPORT TO THE LEGISLATURE—2020-2021 Performance Indicators

Department of Public Safety (PSD) Inventory of Reentry Services to Offenders													
SERVICES (I.E. PROGRAMS, TRAINING, & TREATMENT)	KAUAI	MAUI	HAWAII		MAINLAND BRANCH	HAWAII PAROLING AUTHORITY	FEDERAL BUREAU OF PRISONS	OAHU					
	Kauai CCC	Maui CCC	Hale Nani	Hawaii CCC	Kulani	AZSC	HPA	FDC Honolulu	Halawa	Launaka & Module 20	Oahu CCC	Waiawa	Women CCC
Job Readiness (max 15 students) (30-60hrs) This course covers resume preparation – each student will be provided with a completed personalized resume upon completion of the course. Job interview skills will be discussed and practiced and enhanced with various video segments.					X								
Life Skills (max 15 students) (30-60hrs) A course that aims in helping participants develop skills for daily living and to transition to independent living.						X		X					
Lifestyles (48 hrs) (max 15 students) A 24-class series that focuses on areas such as criminal thinking, pro-social skills, problem-solving and planning for a crime-free life.									X			X	X
Transition Skills (Ke Ala Hou)- A reentry program to prepare inmates for successful transition back into community living.					X								
<u>Vocational Education (VocEd)/Worklines</u>													
Agricultural/Farming/Landscaping Service/Horticulture/Hydroponics	X	X			X				X			X	X
Automotive Mechanics (i.e. training for Mechanic Helper)	X				X						X		
Carpentry (i.e. repair & build for the facility)	X		X		X						X	X	
Computer	X								X			X	
Construction (i.e. work orders for inmate housing or facility)	X		X		X	X			X			X	X
Electrical- training for Electrician Helper (i.e. change light bulbs for the inmate housing and the facility)	X		X		X	X					X	X	X
Forklift/Warehouse					X				X			X	X
Janitorial/Cleaning Service (i.e. clean the inmate housing and the facility)	X	X	X	X	X	X					X	X	X
Kitchen/Food Service (i.e. cook inmate & staff meals)	X	X	X	X	X	X			X			X	X
Laundry Service/Housekeeping Service (i.e. inmate laundry)	X	X	X	X	X	X			X			X	X
Masonry (i.e. lay cement foundation for the facility)	X		X			X			X			X	X
Plumbing (i.e. unclog inmate or the facility toilets)	X		X		X	X			X			X	X
Roofers (i.e. repair the roofs for the facility)	X		X				X			X		X	
Unions (i.e. Masons, Carpenters, Machine Operators, and Labor)			X				X			X		X	X
U.S Department of Veterans Affairs (VA)			X				X				X		
U.S. Veterans, Inc. (US Vets)							X						
Vocational Education (VocEd)/Worklines		X	X	X									
<b>ELECTRONIC MONITORING</b>													
At Intake Service Centers (ISC) Statewide *At Furlough Programs	X	X	X	X						X	X*		
<b>FAMILY REUNIFICATION</b>													
Ae Ho'opili Hou				X									
Bridge Program										X			X
Family Therapy *purchase of service contract		X						X					X*

# ATTACHMENT H

## REPORT TO THE LEGISLATURE—2020-2021 Performance Indicators

Department of Public Safety (PSD) Inventory of Reentry Services to Offenders													
SERVICES (I.E. PROGRAMS, TRAINING, & TREATMENT)	KAUAI	MAUI	HAWAII			MAINLAND BRANCH	HAWAII PAROLING AUTHORITY	FEDERAL BUREAU OF PRISONS	OAHU				
	Kauai CCC	Maui CCC	Hale Nani	Hawaii CCC	Kulani	AZSC	HPA	FDC Honolulu	Halawa	Laumaka & Module 20	Oahu CCC	Walawa	Women CCC
Father Read													X
Keiki O Ka 'Āina Family Learning Centers				X							X	X	X
Literacy								X					
Makua Keiki Program	X												
MEO BEST (Maui Economic Opportunity, Inc.'s Being Empowered and Safe Together Reintegration Program)- Provides support services and training to prepare inmates for their successful return to the community. BEST clients may qualify for the following services: case management, employment training, anger management training, cognitive skills restructuring, pre-employment training, and other supportive services.		X											
Parenting Classes	X	X	X	X				X	X		X	X	X
Play & Learn	X								X			X	
PSD Education	X		X								X		
PSD Recreation	X										X		X
Pū'ā Foundation (Member of Oahu Going Home Consortium)- A non-profit organization that connects resources, develops community resources through organizing, capacity building and training; focus on families affected by trauma and incarceration with special emphasis on women, girls and Native Hawaiian females; The Foundation has been at the forefront of Trauma Informed Care Initiatives in Hawaii providing a range of support focused on "Trauma to Transformation"; bridge communications between government agencies, local and international organizations, non-profit champions, for-profit businesses, faith-based groups, families and individuals in order to create collective impact and achieve solutions;													X
Read-to-Me International (Read Aloud/Read-to-Me)- Incarcerated fathers create a parent lesson/book and reads it to his child; learns reading tones & expressions; promotes literacy and bonding with child.	X	X						X				X	X
Support Groups (i.e. caregivers, mothers, and fathers)	X	X											X
Supporting Kids of Incarcerated Parents (SKIP)	X											X	
Wellspring Covenant Church													X
FINANCIAL MANAGEMENT (i.e. teaches budgeting)													
Alu Like, Inc.			X	X									
Budgeting Education Classes								X					
Lifestyles												X	X
MEO BEST		X											
Project Bridge													X
PSD Case Managers	X	X									X	X	
PSD Education		X										X	
FURLOUGH													
Furlough orientation	X	X	X								X		
Parole orientation (i.e. how to succeed)	X	X											
Probation orientation (i.e. how to succeed)	X												
PSD Case Managers- referrals standard at all facilities	X	X	X	X	X				X	X	X	X	X



# ATTACHMENT H

## REPORT TO THE LEGISLATURE—2020-2021 Performance Indicators

Department of Public Safety (PSD) Inventory of Reentry Services to Offenders													
SERVICES (I.E. PROGRAMS, TRAINING, & TREATMENT)	KAUAI	MAUI	HAWAII		MAINLAND BRANCH	HAWAII PAROLING AUTHORITY	FEDERAL BUREAU OF PRISONS	OAHU					
	Kauai CCC	Maui CCC	Hale Nani	Hawaii CCC	Kulani	AZSC	HPA	FDC Honolulu	Halawa	Laumaka & Module 20	Oahu CCC	Waiawa	Women CCC
HOUSING Restrictions?													
Access to Recovery			X									X	
Aloha House		X											
Faith Against Drugs (FAD)			X	X									
First Lap							X				X		
Gender-based			X										X
Going Home House					X								
Hale Nani Makai (female inmates)			X										
Hale Nani Mauka (male inmates)			X		X								
Hawaii County Housing			X										
Hope, Health & Healing	X												
Housing Referrals (HUD/Section 8) *At WCF- only when paroled w/approval from landlord & DHS	X	X					X					X*	X
John Dudoit- C/S Housing (5) on Oahu (Westside)							X		X		X	X	
Kauai Lifetime Stand (female inmates)	X												
Komohana (male inmates)				X									
Maui Dorms 4, 5, & Multi-purpose (female inmates)		X											
Men of Pa'a					X								
Mercy House (females only)													X
OCCC/Laumaka (female inmates)										X			
OCCC/Module 20 (female inmates)										X			
Office of Social Ministries' (OSM) Ponahawai House			X	X									
Oxford House									X			X	X
Po'ailani											X	X	X
PSD Case Mangers- make referrals for housing		X	X	X	X				X	X	X	X	X
Punahale (male inmates)				X									
Reentry housing (i.e. clean & sober homes) statewide			X	X			X		X	X	X	X	X
Reentry housing for Veterans							X				X		
Salvation Army							X				X		X
Serenity House		X											
Transitional Housing	X	X	X				X		X	X		X	X
U.S Department of Veterans Affairs (VA)			X	X					X	X	X	X	X
U.S. Veterans, Inc. (US Vets)			X	X			X		X	X	X	X	X
Victory Ohana									X				
Victory Outreach				X									
WCCC (female inmates only)													X
WCF (male inmates only)												X	
WIN program	X						X						X
Women's Way							X						X
YWCA Fernhurst Halfway House [for female offenders only]- A community-based program dedicated to the mission of empowering women to successfully transition from prison to the community; Eligibility: non-violent female offenders can submit application to the work furlough program; Transitional Housing: created for homeless employed women transition to become economically independent; Eligibility: completion of the Work Furlough Program.							X						X

# ATTACHMENT H

## REPORT TO THE LEGISLATURE—2020-2021 Performance Indicators

Department of Public Safety (PSD) Inventory of Reentry Services to Offenders													
SERVICES (I.E. PROGRAMS, TRAINING, & TREATMENT)	KAUAI	MAUI	HAWAII		MAINLAND BRANCH	HAWAII PAROLING AUTHORITY	FEDERAL BUREAU OF PRISONS	OAHU					
	Kauai CCC	Maui CCC	Hale Nani	Hawaii CCC	Kulani	AZSC	HPA	FDC Honolulu	Halawa	Launaka & Module 20	Oahu CCC	Waiawa	Women CCC
JOB SERVICES- job readiness/pre-employment training													
Access Capabilities	X		X	X									
Alu Like, Inc.- Employment & training program. Eligibility criteria: Native Hawaiian, American Indian, or Alaska Native, 18 yrs+ unemployed or under employed (or working in employment w/o corresponding level of education/skills, low income, Veterans & spouses of (given first priority).		X	X	X						X			X
Anger Management						X			X				
Applications	X	X	X				X		X	X			X
Birth Certificate (BC)	X	X	X		X		X				X		X
Catholic Charities										X		X	
Cognitive Behavioral Change Classes									X		X		
Cover letters/follow-up	X	X	X				X		X	X			X
Dept. of Labor & Industrial Relations (DLIR): Job Links- Department provides links and services for job seekers, including those that have a criminal record, are unemployed, or have other conditions that prevent them from access to employment opportunity; programs include Hirenet Hawaii, Worklinks, and Hawaii One Stop.										X		X	
Goodwill Industries- employment agency		X	X				X			X		X	X
Helping Hands										X		X	
Honolulu Community Action Program, Inc. (HCAP)- Providing Opportunities and Inspiration to enable low- income individuals or families to achieve self-reliance.										X		X	
Identification (ID)	X	X	X				X		X	X	X	X	X
Interviewing Skills Classes	X	X	X				X		X	X		X	X
Job fairs/promotional companies	X	X	X				X		X	X			X
Job Readiness Classes								X					
Job referrals/job placement classes	X	X	X				X		X				X
Job search techniques classes	X	X	X				X		X	X		X	X
Lanakila Rehabilitation Center										X			
Lifestyles												X	X
MEO BEST		X											
Network Enterprises										X			
Pre-employment training/classes								X					
Project Bridge *At YWCA Fernhurst Halfway House for female offenders only													X*
PSD Case Managers	X	X	X		X					X		X	X
Resume Preparation Classes	X	X	X				X		X	X	X	X	X
Social Security Card	X	X	X		X		X				X		
State's Division of Vocational Rehabilitation (DVR)			X							X	X	X	
State's Workforce Development Division			X										
Temporary Employment Agencies		X	X				X						X
Vocational Development									X				
Workforce Development Division		X	X										
WorkNet, Inc.- A non-profit designed to prepare offenders for reentry into the community (aiming to reduce recidivism). All programs designed to aid in job search & provide vocational training.									X	X		X	X
Work Opportunity Tax Credit (WOTC)	X	X	X	X					X	X	X		X
YWCA Fernhurst Halfway House for female offenders only													X

# ATTACHMENT H

## REPORT TO THE LEGISLATURE—2020-2021 Performance Indicators

Department of Public Safety (PSD) Inventory of Reentry Services to Offenders													
SERVICES (I.E. PROGRAMS, TRAINING, & TREATMENT)	KAUAI	MAUI	HAWAII			MAINLAND BRANCH	HAWAII PAROLING AUTHORITY	FEDERAL BUREAU OF PRISONS	OAHU				
	Kauai CCC	Maui CCC	Hale Nani	Hawaii CCC	Kulani	AZSC	HPA	FDC Honolulu	Halawa	Laumaka & Module 20	Oahu CCC	Waiawa	Women CCC
LIBRARY SERVICES													
Library Services	X	X	X	X	X	X	X	X	X	X	X	X	X
LIFE SKILLS													
Education Classes	X	X	X	X	X			X		X	X	X	X
Life Skills Classes		X			X	X	X	X	X	X			X
Lifestyles	X	X	X	X						X	X	X	X
Nutrition & Wellness								X					
PSD Case Managers	X	X	X	X	X					X	X	X	X
MEDICAL HEALTH													
Medical Care Services What is offered?	X	X	X	X	X	X		X	X	X	X	X	X
MENTAL HEALTH (i.e. dual diagnosis, counseling)													
Access to Recovery			X	X								X	
Care Hawaii- Behavioral healthcare organization providing behavioral health services. For adolescents, adults & seniors.			X	X								X	
Catholic Charities			X	X								X	
DVR			X									X	
Ke Ala Pono			X	X	X								
Lihue Mental Health Association	X												
Maui Mental Health Kokua		X											X
Mental Health	X	X				X			X	X	X		X
Mental Health Counselors (i.e. Psychiatric Social Workers)	X	X							X	X		X	X
PSD Psychologist	X	X		X					X	X		X	X
Psychiatrist	X	X		X					X	X		X	X
State's Adult Mental Health Division (AMHD)			X	X									
State's Division of Vocational Rehabilitation (DVR) & Services for the Blind			X	X									
U.S Department of Veterans Affairs (VA)			X									X	
MENTORING													
HCAP												X	
Keiki O Ka 'Āina Family Learning Centers											X	X	
Mentoring Classes		X								X			
MEO BEST													
OSM			X	X									
Pā'ā Foundation/Oahu Going Home Consortium													X
PRIMARY CARE													
Primary Care	X	X	X	X	X	X			X	X	X	X	X
REENTRY													
Access to Recovery	X											X	
Bud Bowles & United Self Help (USH)- Contracted to assist inmates nearing their maximum sentence with finding housing, obtaining social security cards & birth certificates; known to pick up Max Outs, take them to their new place of residence, and individually interviews each max out inmate.									X				
Going Home Hawaii- Organization to reintegrate former offenders into the community & workplace; provides supportive services to those returning home from a correctional facility. Working to lower recidivism rates.					X								
HCAP											X	X	

# ATTACHMENT H

## REPORT TO THE LEGISLATURE—2020-2021 Performance Indicators

Department of Public Safety (PSD) Inventory of Reentry Services to Offenders													
SERVICES (I.E. PROGRAMS, TRAINING, & TREATMENT)	KAUAI	MAUI	HAWAII		MAINLAND BRANCH	HAWAII PAROLING AUTHORITY	FEDERAL BUREAU OF PRISONS	OAHU					
	Kauai CCC	Maui CCC	Hale Nani	Hawaii CCC	Kulani	AZSC	HPA	FDC Honolulu	Halawa	Laumaka & Module 20	Oahu CCC	Waiawa	Women CCC
Bridge Program *At Laumaka Work Furlough Center (LWFC)										X*			
MEO BEST		X											
Reentry		X	X										
WCCC Bridge Program													X
YWCA Fernhurst Halfway House for female offenders only (see pg. 15 for description)													X
SEX OFFENDER													
Aftercare	X	X	X				X			X			X
Community Assistance Center	X	X	X		X				X	X	X		X
Sex offender services									X	X	X	X	X
Sex offender treatment					X		X		X				
Women's issues	X						X						
SUBSTANCE ABUSE													
Alcoholics Anonymous (AA)	X	X	X	X	X	X	X				X	X	X
Continuing Care	X	X					X		X	X	X	X	X
Intensive Outpatient	X				X		X		X			X	X
KASHBOX Therapeutic Community												X	
Narcotics Anonymous (NA)	X	X	X	X	X	X	X		X	X	X	X	X
Outpatient Treatment	X	X			X	X	X		X			X	X
Residential	X	X				X	X					X	X
Salvation Army- ATS (substance abuse contract)	X	X											X
RESTORATIVE JUSTICE													
Lorenn Walker (Hui Kahi)- asks imprisoned individuals to look toward their future by setting personal goals; includes: employment, housing, physical and emotional health, maintaining a <u>clean and</u> sober lifestyle and positive relationships with loved ones and the community. The primary objective of the reentry circle is for the individual to take responsibility for their life, their choices, and healing for their loved ones and the community; each goal is specific to the individual. The circles are solution-focused and the individual's strengths are identified to help them achieve their goals while also making amends for past criminal behavior.													X
TRANSPORTATION													
Bicycle donation program			X	X	X								
Catholic Charities	X		X						X	X			
HCAP	X								X	X		X	
Hele-On			X	X									
Helping Hands	X								X	X		X	
MEO BEST		X											
Taxi Coupon donation program			X	X									
Transportation							X						
VOLUNTEERS													
Agape Christian Fellowship									X	X	X	X	X
Ahmadiyya Muslim Community Hawaii									X	X	X	X	X
Alcoholics Anonymous	X	X	X	X	X				X	X	X	X	X

# ATTACHMENT H

## REPORT TO THE LEGISLATURE—2020-2021 Performance Indicators

Department of Public Safety (PSD) Inventory of Reentry Services to Offenders													
SERVICES (I.E. PROGRAMS, TRAINING, & TREATMENT)	KAUAI	MAUI	HAWAII			MAINLAND BRANCH	HAWAII PAROLING AUTHORITY	FEDERAL BUREAU OF PRISONS	OAHU				
	Kauai CCC	Maui CCC	Hale Nani	Hawaii CCC	Kulani	AZSC	HPA	FDC Honolulu	Halawa	Launaka & Module 20	Oahu CCC	Waiawa	Women CCC
Aloha House		X											
Anchor Church									X	X	X	X	X
Bay Clinic (teach health issues) Home Church			X	X									
Bethel Bible Church									X	X	X	X	X
Bible First Mission Church			X	X									
BISAC			X	X									
Calvary By The Sea Lutheran Church									X	X	X	X	X
Calvary Chapel Honolulu									X	X	X	X	X
Calvary Chapel Kaneohe									X	X	X	X	X
Calvary Chapel Pearl Harbor									X	X	X	X	X
Calvary Chapel Wahiawa									X	X	X	X	X
Calvary Chapel West Oahu									X	X	X	X	X
Catholic Church (several Catholic Churches combined)	X												
Central Baptist Church									X	X	X	X	X
Christ Embassy HI									X	X	X	X	X
Christ Lutheran Church						X							
Christ the King Church		X											
Church of God		X											
Church of Grace		X											
Church of Jesus Christ of Latter Day Saints (Regular Mormon services and study, also do Mormon Recovery)	X												
Church on the Go		X											
Church on the Park									X	X	X	X	X
City Of Refuge									X	X	X	X	X
Community Lutheran Church									X	X	X	X	X
Cross Current Fellowship									X	X	X	X	X
Daybreak Church									X	X	X	X	X
Dept. of Labor and Industrial Relations (DLIR) WDD MOA PSD 14-COR-60 (work force development, part of the state, considered contract because it is a state agency although we don't pay for it)	X												
DVAC									X	X	X	X	X
Education									X	X	X	X	X
Education- Toastmasters						X			X	X	X	X	X
Education Women In Need									X	X	X	X	X
Employment Services III			X	X									
Faith Base Recovery									X		X	X	X
Faith Family Fellowship		X								X			
Faith in Jesus Church- Maui						X							
First Assembly Of God						X			X	X	X	X	X
First Presbyterian Church									X	X	X	X	X
Fishers Of Men Ministries									X	X	X	X	X
Four Square Church					X								
Good News			X	X		X							
Gospel of Salvation			X	X	X								
Gospel Of Salvation Kohala			X	X									



# ATTACHMENT H

## REPORT TO THE LEGISLATURE—2020-2021 Performance Indicators

Department of Public Safety (PSD) Inventory of Reentry Services to Offenders													
SERVICES (I.E. PROGRAMS, TRAINING, & TREATMENT)	KAUAI	MAUI	HAWAII			MAINLAND BRANCH	HAWAII PAROLING AUTHORITY	FEDERAL BUREAU OF PRISONS	OAHU				
	Kauai CCC	Maui CCC	Hale Nani	Hawaii CCC	Kulani	AZSC	HPA	FDC Honolulu	Halawa	Laumaka & Module 20	Oahu CCC	Waiawa	Women CCC
Grace Redemption Ministries									X	X	X	X	X
Hā of Life Yoga									X	X	X	X	X
Hawaii Friends of Civic and Law Education (various life skills)									X	X	X	X	X
Hawaii Kai Baptist									X	X	X	X	X
Hawaiian Christian Church			X	X									
HCAP									X	X	X	X	X
Hilo Missionary Church			X	X									
His Highest Praise									X	X	X	X	X
HISC			X	X									
Holy Hills of Zion Thy Dwelling Place									X	X	X	X	X
Holy Trinity Lutheran Church- Kona						X							
Honolulu Bible Church									X	X	X	X	X
Hō'oku'u Ministries, Inc.									X	X	X	X	X
Hope Chapel		X											
Hope Chapel & MOI		X											
Hope Chapel Honolulu									X	X	X	X	X
Hope Chapel Kihei		X											
Hope Chapel Maui		X											
Hope Services			X	X									
House of Zion			X	X									
I am the I am Church			X	X									
In His House of Restoration Church		X											
Independent Baptist Church									X	X	X	X	X
Inspire Church									X	X	X	X	X
ISC (Clerical Assistant)									X	X	X	X	X
Jehovah Witnesses	X	X	X	X	X				X	X	X	X	X
Kahului Baptist Church		X											
Kailua Assembly of God									X	X	X	X	X
Kapaa Assembly of God						X							
Kapolei Lighthouse Christian Church									X	X	X	X	X
Keiki O Ka 'Āina Family Learning Centers				X					X	X	X	X	X
Kings Cathedral Chapel		X											
King's Daughters Ministry			X	X									
KMCPM (several churches combined with Clayton Sui KCCC Chaplain)	X												
Latter Day Saints	X		X	X	X				X	X	X	X	X
Latter Day Saints-Kaneohe									X	X	X	X	X
Leeward Community Church									X	X	X	X	X
Legacy Christian Fellowship									X	X	X	X	X
Life Church Hawaii/PHC									X	X	X	X	X
Light Of Promise Ministries									X	X	X	X	X
Living The Word Ministries									X	X	X	X	X
Living Water Christian Ministries		X											
Makiki Christian Church						X							
Maui Drug Court		X					X						

# ATTACHMENT H

## REPORT TO THE LEGISLATURE—2020-2021 Performance Indicators

Department of Public Safety (PSD) Inventory of Reentry Services to Offenders													
SERVICES (I.E. PROGRAMS, TRAINING, & TREATMENT)	KAUAI	MAUI	HAWAII			MAINLAND BRANCH	HAWAII PAROLING AUTHORITY	FEDERAL BUREAU OF PRISONS	OAHU				
	Kauai CCC	Maui CCC	Hale Nani	Hawaii CCC	Kulani	AZSC	HPA	FDC Honolulu	Halawa	Laumaka & Module 20	Oahu CCC	Waiawa	Women CCC
Medical Unit (Medical Records Clerical Asst)									X	X	X	X	X
Men Of Integrity		X											
Men's Mentoring		X											
Mental Health America Maui County Branch		X											
Mental Health (Practicum)				X					X	X	X	X	X
Mentor			X	X									
MEO `Ohana Strengthening Project- a partnership between the County of Maui, Maui Economic Opportunity and the Maui Community Correctional Center (MCCC) in Wailuku, Maui. The focus of `Ohana Strengthening is family strengthening through early intervention. The program works with incarcerated women to provide parent education including information on child development and developing strong parenting skills, tools and strategies to prevent child abuse and neglect, as well as substance abuse.		X											
MEO Head Start- MEO Head Start serves 254 children in 13 centers located on Maui and Molokai. Our keiki are from families considered eligible via categorical need: homeless, foster child, or families on TANF (Temporary Assistance for Needy Families) or SSI; other families are eligible by meeting poverty income guidelines as established by the federal income table; also enrolls and serves children with special needs; as a "whole family" approach, Family Case Managers work directly with Parents to identify strengths and goals; Once identified, Case Managers work with the parent to identify community resources to support families to obtain access to the services and help they need.		X											
Mindful Meditation			X	X									
My Brother's Keeper		X											
NAM *At WCCC- various reentry, life skills, and cultural awareness									X	X	X	X	X*
Nanaikapono Protestant Church						X							
Narcotics Anonymous	X	X	X	X	X				X	X	X	X	X
Native Hawaiian Church									X	X	X	X	X
New Hope Christian Fellowship						X			X	X	X	X	X
New Hope Hilo			X	X									
New Hope Windward									X	X	X	X	X
New Life Church									X	X	X	X	X
Nuuuanu Baptist Church						X							
Ohana Family Of The Living God									X	X	X	X	X
One Love Ministries									X	X	X	X	X
Operation Christmas Child	X										X		
O.S. Program Advocate			X	X									
Outdoor Circle									X	X	X	X	X
PACT		X											
Palisades Baptist Church									X	X	X	X	X
Paradise Church									X	X	X	X	X

# ATTACHMENT H

## REPORT TO THE LEGISLATURE—2020-2021 Performance Indicators

Department of Public Safety (PSD) Inventory of Reentry Services to Offenders													
SERVICES (I.E. PROGRAMS, TRAINING, & TREATMENT)	KAUAI	MAUI	HAWAII			MAINLAND BRANCH	HAWAII PAROLING AUTHORITY	FEDERAL BUREAU OF PRISONS	OAHU				
	Kauai CCC	Maui CCC	Hale Nani	Hawaii CCC	Kulani	AZSC	HPA	FDC Honolulu	Halawa	Laumaka & Module 20	Oahu CCC	Waiaua	Women CCC
Possibility Place Christian Ministries									X	X	X	X	X
Potter's House Christian Fellowship									X	X	X	X	X
Pā'ā Foundation *At Mercy House							X*		X	X	X	X	X
Pukalani Baptist Church		X											
PU'UHONUA 'ŌIAO		X											
Read To Me International									X	X	X	X	X
Reunion Hawaii									X	X	X	X	X
Rise Church									X	X	X	X	X
Rissho Kosei-Kai (Buddhist)									X	X	X	X	X
Roman Catholic (many churches combined)									X	X	X	X	X
Salvation Army- ATS			X	X			X						
SDA- Aiea									X	X	X	X	X
SDA- Kaneohe									X	X	X	X	X
Seventh-Day Adventist Church	X										X		
Soteria Chapel									X	X	X	X	X
St. Anthony Church		X											
Su Gran Alabanza Church									X	X	X	X	X
Substance Abuse (Practicum)									X	X	X	X	X
Sure Foundation Church					X								
Tahirih Association (teaches cognitive)									X	X	X	X	X
The Lord's Team Ministries-Word of Truth		X				X							
The Prayer Center of the Pacific									X	X	X	X	X
The Rock									X	X	X	X	X
Thy Word Ministry- Hilo						X							
Tikvat Yisrael (Hebrew Christian)									X	X	X	X	X
Transforming Lives									X	X	X	X	X
Trinity Missionary Baptist Church									X	X	X	X	X
Trinity Presbyterian Church									X	X	X	X	X
Try Think									X	X	X	X	X
UH Manoa									X	X	X	X	X
UH Manoa (Practicum)									X	X	X	X	X
United Self Help (USH)									X	X	X	X	X
Unity Church-Diamond Head									X	X	X	X	X
Victory Outreach									X	X	X	X	X
Vipassana of Hawaii (Buddhist Meditation– Mindfulness)									X	X	X	X	X
Voice of the Believers									X	X	X	X	X
Waianae Assembly of God									X	X	X	X	X
Waikane Congregation Church									X	X	X	X	X
Waikiki Baptist Church									X	X	X	X	X
Waikiki Health Center (WHC)- This program offers direct assistance and linkages to health & Social services pre/post incarceration to inmates throughout the state. Eligibility: Services are designed to assist current and former inmates and their families.									X	X	X	X	X
Waimanalo 7th Day Adventist									X	X	X	X	X
Women in Need	X												
Word Of Life									X	X	X	X	X
Worknet, Inc.									X	X	X	X	X
World Global Ministries International									X	X	X	X	X
Yoga			X	X							X		
Yoga School of Kailua			X	X					X	X	X	X	X
Zion House of Praise			X	X									



# Acknowledgement

---

**Editor:**

Toni Schwartz

**Steering Committee:**

Maria Cook, Deputy Director for Administration

Tommy Johnson, Deputy Director for Corrections

Jordan Lowe, Deputy Director of Law Enforcement

**Thank you to all of the Divisions for contributing to this report.**

