

**SENATE COMMITTEE ON WAYS AND MEANS  
HOUSE COMMITTEE ON FINANCE**

**TESTIMONY OF THE  
DEPARTMENT OF ACCOUNTING AND GENERAL SERVICES (DAGS)  
SUPPLEMENTAL BUDGET FY 2016-2017  
January 6, 2016**

**A. Overview: Mission Statement:**

*To help agencies better serve the public by providing, at best value and with integrity: superior public facilities, expert technology solutions and services, operational support, fiscal guidance, oversight of administrative services and preservation and promotion of cultural heritage.*

**B. Overview: Discussion on how current economic and fiscal conditions have affected agency operations and ability to meet goals.**

With general fund revenues exceeding the Council of Revenues projection for the five months ended November 30, 2015, we are optimistic about the fiscal conditions for FY 2016. Currently, there is a 10% general fund restriction (the restriction), which is a concern for all of our general funded programs. However, the restriction does foster an environment of fiscal austerity.

After our experience in fiscal year 2015, we understand that the Administration is sensitive to addressing the critical fiscal needs of our programs when they are rationally and logically presented. Beginning in January 2016 we will have our general funded programs project their expenditures through the end of the fiscal year to calculate the ending balance(s) for their allotted amount(s). If there is a projected deficit, the program will identify critical expenditures that cannot be made and the impact to the public, employees and other agencies. This exercise will be done for two to three months to build history and confirmation of the projected results and impacts. With this information, a request will be made to the Governor for the partial release of our restriction which represents the sum of our most critical needs. This methodology was used in fiscal year 2015 and we were able to obtain a release of our restrictions which allowed our programs to expend funds for needed goods and services to attain our mission critical objectives. For this fiscal year, we are confident that this logical and rational approach will address our fiscal needs.

The positive attitude of our program administrators has been an essential part of sustaining and achieving our performance levels over the years having faced the reduction in force, budget reductions, and the current 10% restriction.

**C. Federal Funds: Identify programs that have lost or are at risk of losing federal funds. Identify the source of these federal funds by award title and CFDA number. Discuss the impact to the public and your planned response, including efforts to supplant any federal fund reductions for the current year (FY 16) and the upcoming year (FY 17) with other funds.**

The State Foundation on Culture and the Arts (SFCA), AGS 881, receives federal funds from the “National Endowment for the Arts” under award description “State Partnership” and CFDA number 45-025. The SFCA is not at risk of losing federal funds in FY 16 and does not anticipate any loss in federal funds in FY 17.

The Office of Enterprise Technology Services (OETS), AGS 130 and AGS 131, will be receiving approximately \$4 million from the federal agency, Department of Health and Human Services under award description “Grants to Support States in Health Insurance Rate Review” and CFDA numbers 93-511 and 93-512. The OETS is not at risk of losing federal funds in FY 16 and does not anticipate any loss in federal funds in FY 17.

**D. Budget Requests: Process used to develop the budget and prioritize requests for additional funds.**

Our operating budget requests are classified in the following two (2) categories;

1. Administration initiatives: These requests support the Governor’s mission for improving the effectiveness, efficiency, and transparency of State government through the implementation of new computer applications and systems by both DAGS and the Office of Enterprise Technology Services (OETS).
2. Critical operating requirements: These requests range from the addition of custodians in the capital district to the increase in the expenditure ceiling for the Enhanced 911 Fund for the upgrade of 911 call center computer systems to meet upcoming Federal Communication Commission requirements to address “next generation 911” (primarily 911 calls from internet protocol devices).

DAGS operating budget requests originated from the program level and the departmental prioritization reflects the scope and degree these requests impact the administration initiatives, public, the State’s employees and the State’s fiscal health.

Our CIP requests, address the administration and health and safety initiatives. These requests also originated from the program level.

**E. Budget Requests: Identify and discuss significant adjustments contained in the budget request submitted to the legislature. Explain and quantify how significant requests are expected to affect outcomes.**

DAGS significant budget requests are as follows.

1. The DAGS key administrative initiative is to upgrade the payroll and general ledger (FAMIS) applications, and to install a time and attendance system. To achieve this initiative we have a CIP request for \$15 million to purchase the software and hardware previously mentioned and two operating budget requests which add eight (8) accountant positions and \$319,000 in general funds to the Accounting Division. The flexibility of the financial applications require staff that can design, test, develop policies and procedures, and support user initiatives to enhance the application. This request will allow the Accounting Division to become the true business unit owner of these applications to support the systems so that enhancements can be done by the division and users rather than consultants. Six (6) positions would be in the Systems Accounting Branch and two (2) would be in the Pre Audit Branch (for payroll).
2. Maintaining, cleaning, and operating (utility costs for Kamamalu Building) public buildings with the addition of one (1) plumber and four (4) custodians and \$585,000 in general funds for the capitol district including the Kamamalu Building to be operational in December 2016.
3. General fund request for \$356,000 to maintain, operate and ensuring security for the online voter registration system. Approximately \$156,000 of this request is for consultant costs to maintain the government private cloud the application resides on, \$35,000 for annual GIS maintenance, \$65,000 for security software and security management services, and \$100,000 for a contracted system administrator.
4. Increase of \$1.2 million in the special fund expenditure ceiling for the Enhanced 911 Board to fund system enhancements for "Public Safety Answering Points"(PSAPs) operated by the county police departments. These enhancements will allow the migration to "Next Generation 911" systems which allow for the enhanced 911 call information from callers using "internet protocol"(IP) devices.
5. General fund request of \$173,000 for Office 365 licenses for DAGS, OETS and the Office of Information Practices. Previously, these licenses were paid for by the OETS.

OETS significant operating budget requests are as follows.

1. Three general fund requests for \$2.15 million for software licenses for Enterprise Adobe license, Infor Enterprise license, and enterprise antivirus license. The key feature of the Adobe

application is the document management functionality which supports “electronic signature” capability. The Infor Entérprise license provides the functionality for asset management, space management, permit/license/registration establishment and renewal cycles, and revenue collection related to these functions.

2. Migration of geographic information system (gis) to the cloud (internet based application) for \$200,000 in general funds.
3. Addition of 31 positions and \$1 million in general funds for positions that address IT security, web developers, system engineers (for modernization efforts), and increased network requirements.

Act 92, SLH 2015 transfers the Office of Information Practices (OIP) from the Office of the Lieutenant Governor to DAGS effective July 1, 2016. Our general fund operating budget requests include OIP’s general fund budget of \$575,984, six (6) permanent positions, and two and a half (2.5) temporary positions.

In summary, DAGS operating budget requests total \$6,963,753, adding 58 permanent positions and two and a half (2.5) temporary positions. Of these totals, \$5,394,894 is for general fund requests adding 50 permanent positions and two and a half (2.5) temporary positions. Included in the general fund totals are \$3,355,000 and 31 permanent positions for OETS.

DAGS has new CIP biennium budget requests totaling \$37 million for FY 17. Of this amount \$5.8 million in general funds to convert general obligation bond funded (bond funded) positions (76 positions) to general funded. Of the \$31.2 million in general obligation bond funding, \$15 million is to upgrade the financial systems, \$5.2 million for upgrades to the State’s microwave and land mobile radio communication systems, \$1.2 million for the plans and design to renovate the capitol reflecting pools, \$10 million to address health and safety projects at Aloha Stadium, \$1.5 million for plans and design for improvements at Aloha Stadium for transit oriented development projects, \$2 million for State office building remodeling, \$5 million for health and safety improvements at Washington Place, and a reduction of \$8.7 million for the elimination of bond funded staff costs.

Chair Tokuda, Chair Luke and members of the Committees, my staff, staff from OETS and I are available to answer any questions you and your committee members may have concerning our programs and the materials submitted for this hearing.

Department of Accounting and General Services  
Prioritized List of Functions

Table 1

Priority	Description of Function	Activities	Prog ID(s)	Statutory Reference
1	<b>AGS-103, Recording and Reporting</b>			
	Process and record financial transactions and report the results of financial transactions posted.	<ul style="list-style-type: none"> <li>a. Develops and administers statewide accounting policies.</li> <li>b. Prepares the Comprehensive Annual Financial Report (CAFR) in accordance with Generally Accepted Accounting Principles.</li> <li>c. Prepares the Schedule of Expenditures of Federal Awards (SEFA) in accordance with the Federal Office of Management and Budget (OMB) Circular A-133.</li> <li>d. Maintains the State's Uniform Chart of Accounts and recommends changes and improvements thereto.</li> <li>e. Administers the appropriation and allotment process to ensure that program expenditures do not exceed authorizations.</li> <li>f. Releases vouchers for payment. Provides guidance to departmental personnel in resolving errors that prevent their payments from processing.</li> <li>g. Approves statewide transactions processed via journal vouchers.</li> <li>h. Provides guidance to departmental personnel on recording adjustments, inter-entity, and other transactions.</li> </ul>	AGS-103	HRS 26-6, HRS 40-01, HRS 40-03, HRS 40-04, and HRS 40-05
2	<b>AGS-102, Expenditure Examination</b>			
	Review voucher claims, payroll claims, and contract documents; disbursement of vendor and payroll checks and related documents; and filing and maintenance of documents.	<ul style="list-style-type: none"> <li>a. Examines contracts for compliance with State laws, rules, etc.</li> <li>b. Issues paychecks on a timely basis.</li> <li>c. Issues checks (Non-Payroll) on a timely basis.</li> <li>d. Prepares and transmits electronic payments.</li> </ul>	AGS-102	HRS 26-6, HRS 40-01, HRS 40-03, HRS 40-10, HRS 40-53, HRS 40-54, HRS 40-56, HRS 40-57, HRS 40-58, and HRS 40-68

Department of Accounting and General Services  
Prioritized List of Functions

Table 1

Priority	Description of Function	Activities	Prog ID(s)	Statutory Reference
3	<b>AGS-101, Accounting System Development and Maintenance</b>			
	Develops new statewide accounting systems or major enhancements to existing systems (i.e., FAMIS, Payroll System, Central Warrant Writing System, Warrant Reconciliation System, and Data Mart System) and provides related user training, conversion, implementation and post implementation support; maintains and manages existing statewide accounting systems; and establishes, maintains and manages the Statewide Accounting Manual, FAMIS Procedures Manual, and Data Mart Manual and related State Accounting Forms to provide internal control over the accounting functions of the state.	a. Development of new systems / modifications to existing systems. b. Maintenance / management of accounting manuals / forms.	AGS-101	HRS 40-2 and HRS 40-6
4	<b>AGS-130, Information Management and Technology Services</b>			
	Develop statewide information technology strategic plans, as well as organize, manage, and oversee statewide information technology governance and supervision and oversight of the Information and Communication Services Division.	a. Develop, implement, and manage statewide technology governance. b. Develop, implement, and manage the State information technology strategic plans. c. Develop and implement statewide technology standards. d. Chair and work in conjunction with the Information Technology Steering Committee to: 1) develop and implement State information technology strategic plans; 2) Assess executive branch departments progress in meeting objectives defined in the state information technology strategic plans and identify best practices for shared or consolidated services; 3) Ensure technology projects are selected based on their potential impact and risk to the State as well as their strategic value; 4) Ensure that executive branch departments maintain sufficient tools to assess the value and benefits of technology initiatives; and 5) Clarify the roles, responsibilities, and authority of the Information and Communication Services Division specifically as it relates to statewide duties.	AGS-130	HRS 27-43

Department of Accounting and General Services  
Prioritized List of Functions

Table 1

Priority	Description of Function	Activities	Prog ID(s)	Statutory Reference
5	<b>AGS-131, Information Processing and Communication Services</b>			
	Plans, coordinates, organizes , directs, and administers the statewide information processing and telecommunications services and programs, and establishes and operates an overall program for improving government efficiency and effectiveness through telecommunications and information processing technologies.	<p>a. Provides computer hosting and operations services at a centralized computing facility using a distributed data communications network for department administered application systems.</p> <p>b. Researches and evaluates new technologies and products to enhance the mainframe and distributed systems environment; provides database management and operational support; installs and maintains mainframe and distributed systems specialized systems software; and acquires hardware and software to secure data residing on the mainframe and distributed systems.</p> <p>c. Plans, designs, engineers, upgrades, and manages the State's telecommunication infrastructure that delivers voice, data, video conferencing, microwave, and radio communications services to State agencies. Manages communication links between the Executive/Judicial/Legislative Branches of State Government, Federal Government, City &amp; Counties, and private sector.</p> <p>d. Provides application systems development and maintenance services to statewide applications and</p>	AGS-131	HRS 26-6

Department of Accounting and General Services  
 Prioritized List of Functions

Table 1

Priority	Description of Function	Activities	Prog ID(s)	Statutory Reference
		department or agency specific applications, such as the Financial Accounting Management Information System (FAMIS), Professional and Vocational Licensing System, Unemployment Insurance Benefits/Employer Tax/Quarterly Wage Systems, Statewide Operating Budget System, and the Statewide Capital Improvement Projects System. e. Provides planning, design, management, maintenance, coordination, and technical consulting and support for State's technologies and infrastructure systems such as physical standalone and virtualized server environments; statewide email services; and public website development and support. f. Coordinates audits for ICSD and other State agencies including Statement on Standards for Attestation Engagements (SSAE) Number 16 audits and IRS Publication 1075-Tax information security guidelines. g. Provides planning, advice, assistance, scanning, and monitoring in the secure use and transmission of information processing between the State network and the Internet.		
6	<b>AGS-901, General Administrative Services</b>			
	Comptroller's Office/District Offices - Under the general direction of the Governor of the State of Hawaii, plans, directs and coordinates the various activities of the department within the scope of laws and established policies and regulations.	Provides administrative and management oversight of the department.	AGS-901	HRS 26-6
	Administrative Services Office - Provides the department with internal management, fiscal and office services and administers the statewide Risk Management Program. Provides general internal management assistance to the Comptroller in exercising responsibilities as executive of the department, including staff studies, reviews, and reports on organizational structures, work processes, procedures, and policies established for the department.	Provides budgeting, fiscal, and administrative support to the divisions, offices, and attached agencies of the department.		



Department of Accounting and General Services  
Prioritized List of Functions

Table 1

Priority	Description of Function	Activities	Prog ID(s)	Statutory Reference
	<p>Personnel Office - Administers the personnel management program for the department to include position classification and compensation, employee relations, recruitment and evaluation, selection and placement, labor relations, employee training and development, safety, affirmative action and equal employment opportunity, personnel transactions and maintenance of personnel records.</p>	<p>Provides human resource management support and services to the Department's divisions, offices, and attached agencies.</p>		
	<p>Systems and Procedures Office - Coordinates and advises the Comptroller on all functions pertaining to computer applications, local and wide area networks. The office has the functional responsibility for the development, implementation, and maintenance of computer systems under the administrative control of the Department of Accounting and General Services; formulates information processing policies and procedures; plans, coordinates and conducts systems analysis design and computer programming by utilizing available resources to support the computer and networking needs of the department; and operates and maintains the departmental minicomputer, local and wide area networks.</p>	<p>Provides the department with software and hardware to meet specific business unit requirements.</p>		

Department of Accounting and General Services  
 Prioritized List of Functions

Table 1

Priority	Description of Function	Activities	Prog ID(s)	Statutory Reference
7	<b>AGS-221, Public Works-Planning, Design, and Construction</b>			
	<p>Public Works Division is a centralized agency that plans, coordinates, organizes, directs, and controls a statewide program of engineering, architectural, and construction services including land acquisition, planning, designing, project management, construction management and inspection, quality assurance, contracting and equipping facilities for State and other agencies.</p>	<p>a. As the designated expending agency for government agencies, oversees project management from beginning to end for government projects.</p> <p>b. Work in conjunction with the Central Services Division on the repair and maintenance of DAGS government buildings and structures.</p> <p>c. Management of Public Works functions.</p> <p>d. Provides architectural and engineering technical services in response to requests to investigate and evaluate safety of buildings and improvements damaged by natural disasters and other emergencies.</p> <p>e. Provides support to the mission of the Department by directing the expenditure of Capital Improvement Funds and operating funds released to the Department for projects.</p> <p>f. Provides support to the mission of the Department by representing the Comptroller at various functions, ceremonies and public hearings on matters concerning public improvements.</p>	AGS-221	HRS 26-6

Department of Accounting and General Services  
 Prioritized List of Functions

Table 1

Priority	Description of Function	Activities	Prog ID(s)	Statutory Reference
		<p>g. Provides emergency support to the state and other agencies under ESF3 for damage assessments and debris management following a natural or man-made disaster.</p> <p>h. Work in conjunction with the Central Services Division to support the Governor's energy efficiency initiatives through the implementation of Energy Savings Performance Contracting on DAGS and other government buildings and structures.</p> <p>i. Provides various staff services to the Division Chief and to the division as a whole including general management assistance; operating budget preparation and execution; financial management; personnel, training; public information; property, supplies, records and internal management of documents; obtaining project funding and providing current and final project costs; project tracking; contracts preparation and processing; and call for tenders.</p> <p>j. Provides engineering and architectural technical administrative support services during the planning, design, construction, and post construction phases of projects. Implements and coordinates professional services selection and evaluation process.</p>		

Department of Accounting and General Services  
 Prioritized List of Functions

Table 1

Priority	Description of Function	Activities	Prog ID(s)	Statutory Reference
		k. Provides land acquisition coordination and planning services for public physical facilities; formulates and implements the Departments' CIP budget requests; reviews and assigns office space in State facilities; conducts environmental and other studies; and prepares investigative reports, as directed. l. Administers, implements, and manages professional services contracts for planning, design, and construction projects utilizing CIP appropriations, operating funds and other sources of funds. Projects include new construction; renovations; repairs and alterations to existing structures; furniture and equipment acquisitions for public buildings; and other improvements for the Executive, Legislative, and Judicial branches of State government. By agreement, projects may also include projects for Federal and County governments and other entities. m. Administers and manages projects under construction in accordance with construction contracts and prescribed construction practices by inspecting work in progress and work completed, directing and controlling changes, and the acceptance and closing of projects. Coordinates the delivery and installation of furniture and equipment for projects.		
8	<b>AGS-111, Archives-Records Management</b>			
	Acquire, preserve and provide access to the permanent and historical records of state government. Also provide records management services including records retention scheduling; provide warehousing of non-current records; and provide storage of master microfilm.	a. Acquire, preserve, and provide access to the permanent and historical records of state government through existing facility and by building the Hawaii State Digital Archives. b. Provide records management services including records retention scheduling; provide warehousing of non-current records; and provide storage of master microfilm.	AGS-111	HRS 26-6, HRS 94

Department of Accounting and General Services  
 Prioritized List of Functions

Table 1

Priority	Description of Function	Activities	Prog ID(s)	Statutory Reference
9	<b>AGS-223, Office Leasing</b>			
	Provides centralized office leasing services to departments of the Executive Branch, as well as guidance to other government agencies. Secures functional, appropriate work space for user agencies at cost-effective lease rental rates and terms.	a. Locates functional as well as cost effective office space. b. Negotiates technical lease terms and conditions with lessors, agents or legal representatives (to include design and construction of tenant improvements, compliance with prevailing wages, ADA requirements, hazardous materials identification, real property and conveyance tax requirements, and tax clearance compliance). c. Prepares and processes office lease documents in coordination with the Attorney General's office. d. Processes monthly lease rental payments to lessors, and prepares billings for lease rent reimbursements from user departments. e. Provides lease administration over all office leases and municipal financing leases.	AGS-223	HRS 26-6, HRS 171-30
		f. Where appropriate, lease office space in DAGS controlled facilities to the private sector, and pursue approval through the DLNR, Board of Land and Natural Resources.		
10	<b>AGS-211, Land Survey</b>			
	Performs field and office land survey work statewide for various Government Agencies. Reviews and signs all Return of the State Land Surveyor form prepared for each Land Court Application map referred to the Division. Prepares detailed report for the State Attorney General for all Quiet Title Action suits in which the State of Hawaii is a Defendant. Also appears as expert witness on land litigations in which State is a party. Reviews all shoreline maps prepared by Government or private registered land surveyor submitted to the State for certification. Serves as official depository of all Government Survey Registered Maps and other historic maps, field books, calculations and other survey information. Furnishes blue-line copies of all subdivisions and boundary survey maps, copies of survey descriptions and other map products, including File Plan and Land Court maps to Government agencies, private organizations or individuals.	a. Conducts extensive research for all Quiet Title Actions in which the State is cited as defendant. Compiles information including copies of deeds, old reference maps for possible use in Court. Also appears as expert witness in Court litigations involving State lands or interests. b. For subdivisions of Land Court lands, complete mathematical checks of areas, closures, curve computations are performed. All encumbrances affecting the newly created lots are checked with the owner's certificate of title. All newly created lots are checked for proper legal access to an existing government road. c. For all File Plan maps, all mathematical calculations are checked and land titles, ownership of land, names of adjoining property owners are checked and verified before the map is accepted for recordation at the Bureau of Conveyances. Official copies of these approved File Plans and the computations for each are kept on file.	AGS-211	HRS 26-6, HRS 107-3, HRS 501, HRS 502, and HRS 205A

Department of Accounting and General Services  
 Prioritized List of Functions

Table 1

Priority	Description of Function	Activities	Prog ID(s)	Statutory Reference
		<p>d. Prepares, furnishes and maintains maps and descriptions of public lands required by State agencies for the issuance of Governor's Executive Orders, general leases, grants of easements as well as the sale of government lands or purchase of private lands for public purposes.</p> <p>e. Review Shoreline maps prepared by private or government Licensed Professional Land Surveyors submitted to the State of Hawaii for certification. Personal visits to the site may be necessary when controversy is encountered. Submits recommendation to the Chairperson of the Board of Land and Natural Resources.</p> <p>f. Serves as official depository of all Government Survey Registered Maps and other historic maps, field books, calculations and other survey information.</p>		
		<p>g. Furnishes copies of all subdivisions and boundary survey maps, copies of survey descriptions and other map products, including File Plan and Land Court maps to Government agencies, private organizations and individuals.</p> <p>h. Performs preliminary field survey work to set the boundaries of various government parcels and places permanent markers on the boundary corners.</p> <p>i. Performs the field check of all original Land Court Applications transmitted to the Division by the Land Court.</p> <p>j. Provides maps and descriptions of Hawaiian Home Lands statewide. Provides field survey services when possible.</p> <p>k. Provides topographic and boundary surveys for schools and other public projects requested by State agencies.</p>		
11	<b>AGS-104, Internal Post Audit</b>			
	To achieve complete compliance with the State Comptroller's established accounting procedures and internal controls by the State's executive departments and agencies through financial and compliance audits.	<p>a. Annual audits required by statute or external mandate.</p> <p>b. Annual audits by request.</p> <p>c. State department and agency requests with urgent needs.</p> <p>d. Audits of other departments and agencies not requiring annual audits but scheduled on a cyclical basis.</p>	AGS-104	HRS 26-6, HRS 40-2, HRS 40-7, HRS 40-83, HRS 560:3-1214

Department of Accounting and General Services  
 Prioritized List of Functions

Table 1

Priority	Description of Function	Activities	Prog ID(s)	Statutory Reference
12	<b>AGS-203, State Risk Management and Insurance Administration</b>			
	Protects the State against catastrophic losses and minimize the total cost of insuring risk and operates a comprehensive risk management and insurance program.	a. Purchase property, liability, and crime insurance based on analysis of premium cost (including deductible limits) relative to funds available in the State Risk Management Revolving Fund. b. Review and update as necessary the basis and information for the Risk Management Cost Allocation. c. Investigate, negotiate, and settle tort and auto claims and incidents reported. d. Initiate and resolve property and liability claims with insurance companies.	AGS-203	HRS 26-6, HRS 41D
13	<b>AGS-233, Central Services-Building Repairs and Maintenance</b>			
	Provides for the overall management of repair and maintenance and a preventative maintenance program for all assigned State office buildings located in the civic center and outlying areas.	a. Maintain the useful life of assigned public buildings, public libraries, health and civic centers statewide by performing minor and selected major repairs. In addition, emergency repairs are completed by immediately removing unsafe barriers or conditions. b. Other major repair work is completed through informal 3-quote, Hawaii State eProcurement (HiePRO) or delegated to DAGS-Public Works Division.	AGS-233	HRS 26-6
14	<b>AGS-231, Central Services-Custodial</b>			
	Provides housekeeping services for assigned state buildings and centralized payment of utilities and maintenance contracts for assigned state buildings.	a. Provides for housekeeping/janitorial services at assigned state buildings. b. Processes payment of all utility and maintenance service contracts and other vendor payments. c. Develops and ensures compliance of various essential service contracts by monitoring mechanical systems and equipment contracts in state buildings.	AGS-231	HRS 26-6

Department of Accounting and General Services  
Prioritized List of Functions

Table 1

Priority	Description of Function	Activities	Prog ID(s)	Statutory Reference
15	<b>AGS-232, Central Services-Grounds Maintenance</b>			
	Provides grounds maintenance at assigned state office buildings, libraries, civic centers, health centers, and cemeteries.	a. Maintain grounds surrounding state office buildings by providing a variety of grounds maintenance services-weeding, watering, chemical spraying, and grass cutting on a regular basis. b. Maintain and trim trees, palm, and coconut trees surrounding public buildings by implementing regular tree trimming schedules via contract to prevent liability. c. Collect and dispose of refuse from assigned state office buildings, libraries, civic centers, health centers, and cemeteries by picking up refuse on a regular basis.	AGS-232	HRS 26-6
16	<b>AGS-807, School Repairs and Maintenance-Neighbor Island Districts</b>			
	Provides for the overall planning and management of repair and maintenance support to school and other Department of Education facilities, and coordinates these functions with the Department of Education.	Provide a safe and conducive learning environment for the public schools on the neighbor islands by providing administrative, technical and trade related services to the Department of Education facilities.	AGS-807	HRS 26-6



Department of Accounting and General Services  
 Prioritized List of Functions

Table 1

Priority	Description of Function	Activities	Prog ID(s)	Statutory Reference
17	<p><b>AGS-240, State Procurement</b></p> <p>Perform periodic review of the procurement practices of all governmental bodies; to assist, advise, and guide governmental bodies in matters relating to procurement; to develop and administer an innovative, streamlined statewide procurement orientation and training program; to develop, distribute, and maintain a procurement manual for state procurement officials; and develop, distribute and maintain a procurement guide for vendors wishing to do business with the State and its counties; to exercise general supervision and control over all inventories of goods; to sell, trade, or otherwise dispose of surplus goods; and to establish and maintain programs for inspection, testing, and acceptance of goods, services, and construction.</p>	<p>a. Procures or supervises the procurement of goods, services, and construction for Executive branch agencies and all other Chief Procurement Officer jurisdictions.</p> <p>b. Assists, advises, and guides State agencies in matters relating to planning and purchasing health and human services.</p> <p>c. Participates in the legislative process by introducing bills to improve the State's procurement program and also by submitting testimony or comments on procurement-related bills.</p> <p>d. Initiates, develops, and amends Hawaii Administrative Rules for consideration and adoption by the procurement policy board.</p> <p>e. Conducts informational and public hearings on procurement rules affecting all governmental bodies.</p> <p>f. Initiates, develops and implements new processes and systems to advance the State's procurement program.</p>	AGS-240	HRS 103D, HRS 103F, HRS 103D-203, HRS 103D-205, HRS 103D-206, and HRS 103F-301
		<p>g. Establishes and maintains various contract databases.</p> <p>h. Develops, plans, and administers a statewide educational orientation and training program for purchasing personnel, vendors, contractors, service providers, and any other interested parties.</p> <p>i. Determines corrective actions; provided that if a procurement officer under the jurisdiction of the Administrator of the State Procurement Office or a chief procurement officer of any of the other State entities fails to comply with any determination rendered by the Administrator of the State Procurement Office within specified time frames, the procurement officer or chief procurement officer shall be subject to a procurement violation, which may include an administrative fine for every day of noncompliance.</p> <p>j. Administers and manages the statewide purchasing card program.</p>		

Department of Accounting and General Services  
 Prioritized List of Functions

Table 1

Priority	Description of Function	Activities	Prog ID(s)	Statutory Reference
		k. Perform a periodic review of the inventory management system of all governmental bodies; enforce rules adopted by the policy board governing the management of state property; assist, advise, and guide governmental bodies in matters relating to the inventory management of state property; establish, manage, and maintain a centralized property inventory record file for each department, board, commission, or office of the State having the care, custody, or control of any state property. Consolidates, quality controls and reports inventory data to prepare the State of Hawaii's Comprehensive Annual Financial Report. Manages and maintains the centralized statewide excess State property listing. Maintains the transfer of property document file to confirm and verify the transferring of		
		property between State agencies. Advises agencies on the inventory management of all State assets. Conducts field reviews of State agencies to review and audit the accuracy of their inventory and ensure compliance to policies and procedures pertaining to the inventory management of State property.		
18	<b>AGS-251, Automotive Management-Motor Pool</b>			
	Operates a centralized motor pool for the state by purchasing, renting, maintaining, and repairing vehicles for various agencies. Provides vehicle maintenance, repair and fueling services for non-pool state vehicles.	Utilization and maintenance of existing fleet and outside purchase of repair service for non-motor pool vehicles.	AGS-251	HRS 26-6(a)(4)
19	<b>AGS-252, Automotive Management-Parking Control</b>			
	Operates and maintains parking facilities; controls and enforces parking rules and regulations; issues parking violation citations; operates and maintains parking meters and gate control equipment; collects money from meters and attendant controlled lots; directs and controls traffic in/out and within parking facilities; and provides first responder security patrols of parking facilities.	a. Collection of parking fees. b. Maintain parking facilities so that they are safe and clean.	AGS-252	HAR 3-30

Department of Accounting and General Services  
Prioritized List of Functions

Table 1

Priority	Description of Function	Activities	Prog ID(s)	Statutory Reference
20	<b>AGS-879, Office of Elections</b>			
	The Office of Elections conducts efficient, honest, open and secure elections under federal and state laws and constitutions; provides accessible voter registration opportunities and encourages voter turnout; and develops voter education initiatives to disseminate information to the public.	<ul style="list-style-type: none"> <li>a. Provide voter registration services.</li> <li>b. Provide voter education services.</li> <li>c. Provide voter orientation to naturalized citizens.</li> </ul>	AGS-879	HRS 11-1.5(a), HRS 11-2(b), and HRS 11-2(d)
21	<b>AGS-871, Campaign Spending Commission</b>			
	The Hawaii Campaign Spending Commission's mission is to maintain the integrity and transparency of the campaign finance process by enforcing the law, educating the public, administering public financing programs, and training campaign committees in order to encourage timely compliance.	<ul style="list-style-type: none"> <li>a. To simplify and clarify campaign finance laws in order to improve implementation and compliance.</li> <li>b. To increase public education, awareness, and access.</li> <li>c. To increase the technological capacity to improve access, reduce paperwork, and increase compliance.</li> <li>d. To upgrade the training for and ability of the committees to comply with campaign finance laws.</li> <li>e. To encourage compliance.</li> <li>f. To increase and stabilize the Commission's institutional capacity to carry out its mission.</li> </ul>	AGS-871	HRS 11-314 and HRS 11-435
22	<b>AGS-105, Enforcement of Information Practices</b>			
	Note: For FY16, this program is with the Office of Lieutenant Governor and will be transferred to DAGS on July 1, 2016. Administer Hawaii's Uniform Information Practices Act (Modified), Chapter 92F, HRS ("UIPA"), which requires open access to government records, and the "Sunshine Law," Part I of the Chapter 92, HRS, which requires open access to public meetings. As part of its UIPA duties, OIP administers the state's Records Report System. Additionally, OIP determines certain appeals from the Department of Taxation, and it assists the State Office of Enterprise Technology Services in implementing Hawaii's open data policy found at Section 27-44, HRS.	<ul style="list-style-type: none"> <li>a. Promote government accountability and transparency through open access to government records and public meetings.</li> <li>b. As a neutral third party, administer Hawaii's open records and open meetings laws by investigating complaints, informally resolving disputes, and providing legal opinions, guidance, training, and assistance to State and county agencies and boards and to the general public.</li> <li>c. Monitor and recommend legislation, track lawsuits, and prepare annual reports.</li> <li>d. Assist the Office of Enterprise Technology Services in creating open data procedures and standards and encouraging government agencies to electronically post open data.</li> <li>e. Review and rule on appeals from the Department of Taxation's decisions as to what constitutes a written opinion that is available for public inspection and copying.</li> </ul>	AGS-105	HRS Chapter 92F, HRS Chapter 92, Part I, HRS 231-19(F), and (h), HRS 27-44.3

Department of Accounting and General Services  
Prioritized List of Functions

Table 1

Priority	Description of Function	Activities	Prog ID(s)	Statutory Reference
23	<b>AGS-891, Enhanced 911 Board</b>			
	The Board oversees the implementation of Enhanced 911 service by wireless and VOIP connection service providers and the PSAPs by administering policies and statutes applicable to the Board; collecting assessments from the wireless and VOIP phone users; and distributing funds to the PSAPs and wireless carriers to upgrade and maintain the 911 system to be able to identify and locate wireless 911 callers.	a. Administrative functions to attain goals and objectives of the Board. b. Surcharge collections. c. Reimbursing the Public Safety Answering Points and Wireless Service Providers.	AGS-891	HRS 138
24	<b>AGS-889, Spectator Events and Shows-Aloha Stadium</b>			
	A special-funded program which maintains, operates, and manages the Aloha Stadium and appurtenant facilities; prescribes and collects rents, fees, and charges for the use and enjoyment of the stadium or any of its facilities; supports and assists in the promotion of Hawaii's visitor industry and socio-cultural advancement; and exercises all powers necessary, incidental or convenient to carry out and effectuate this function.	a. Program planning; promotion of facilities; directs, coordinates, and controls operations and maintenance of facilities. Revenue maximization through facility and event diversification. Project management through interface with outside agencies, stakeholders, and various levels of government in addressing and achieving short, mid, and long range planning, goals and objectives. b. Internal management, fiscal, budgetary, personnel, and administrative services; contract management and payroll processing; and preparing testimony and tracking legislation affecting the Stadium Authority. c. Directing event, scoreboard, parking, and swap meet operations. d. Engineering and related administrative matters and overall planning, control and coordination of the development, construction, maintenance and general services programs for the stadium, artificial field surface, and appurtenant facilities. e. Box Office operations to include cashiering, computerized interface with other ticketing agencies, and ticket sales activities. f. Security services; disaster and evacuation planning.	AGS-889	HRS 109, HRS 226-8b(1)(2) and (3) and HRS 226-23

Department of Accounting and General Services  
Prioritized List of Functions

Table 1

Priority	Description of Function	Activities	Prog ID(s)	Statutory Reference
25	<b>AGS-881, State Foundation on Culture and the Arts</b>			
	The State Foundation on Culture and the Arts (SFCA) mission is to promote, perpetuate, preserve, and encourage culture and the arts, as central to the quality of life of the people of Hawaii. The SFCA offers statewide grants to support funding for projects that preserve and further culture and the arts, history and the humanities; administers a statewide arts in public places program; conducts an apprenticeship program to perpetuate cultural traditions; collaborates with organizations and educational institutions on arts education projects; conducts workshops, and provides staff resources to strengthen communities and develop nonprofit arts organizations; and bolsters the careers of local artists through commissions and purchases for the Arts in Public Places Collection.	<ul style="list-style-type: none"> <li>a. Manage and operate the Art in Public Places Program.</li> <li>b. Manage and operate the Hawaii State Art Museum.</li> <li>c. Manage and operate the SFCA Biennium Grants Program in accordance with federal partnership with the National Endowment for the Arts.</li> <li>d. Manage and operate community projects and initiatives in accordance with federal partnership with the National Endowment for the Arts.</li> </ul>	AGS-881	HRS 9 and HRS 103-8.5
26	<b>AGS-244, Surplus Property Management</b>			
	Manages, coordinates and maintains the acquisition, storage, transfer and distribution of Federal and State surplus personal property. Promotes the acquisition and distribution of surplus property to eligible State and county agencies and private organizations.	<ul style="list-style-type: none"> <li>a. Distributes Federal and State surplus personal property to eligible agencies and organizations. Maintains surplus property warehouse facilities for the storage of surplus property until the proper transfer, disposal or distribution processes are complete. Accounts for property and maintains records of financial transactions. Reviews applicant qualifications for eligibility and conducts compliance checks on proper utilization of property.</li> <li>b. Develops rules, operating policies and procedures to achieve compliance with pertinent Federal and State statutes, policies and regulations.</li> <li>c. Coordinates the General Services Administration (GSA) fixed sale price program for used vehicle ranging from 3-9 years old normally with low mileage for government agencies.</li> </ul>	AGS-244	HRS 103D-1103

Department of Accounting and General Services  
 Prioritized List of Functions

Table 1

Priority	Description of Function	Activities	Prog ID(s)	Statutory Reference
27	<b>AGS-818, King Kamehameha Celebration Commission</b>			
	Coordinates, plans, and administers the annual King Kamehameha celebration throughout the State by working with State, County, and private agencies.	a. To honor and perpetuate the life and deeds of King Kamehameha I and to enrich the leisure time of residents and visitors through cultural presentations during a month long statewide celebration of traditional arts, crafts, skills, customs, and lores of the various ethnic groups in Hawaii. b. Secure consistent funding resources to sustain program and activities.	AGS-818	HRS 8-5
28	<b>AGS-892, State Building Code Council</b>			
	The State Building Code Council establishes and implements state building codes on a timely basis so that building owners, designers, contractors, and code enforcers within the state would be able to apply consistent current standards. The Council currently is not receiving any State funding.	a. Establish the Hawaii state building codes. b. A subcommittee comprised of the four council members representing county building officials whose duty is to recommend any necessary or desirable state amendments to the codes and standards identified in Section 107-25, HRS to the Council. c. Adopt, amend, or update codes and standards through the Hawaii Administrative Rules process on a staggered basis as established by the State Building Code Council.	AGS-892	HRS 107-21, HRS 107-22, HRS 107-23, HRS 107-24, HRS 107-25, HRS 107-26, HRS 107-27, HRS 107-28, HRS 107-29, HRS 107-30, and HRS 107-31

Department of Accounting and General Services  
Department-Wide Totals

Table 2

Fiscal Year 2016					
Act 119/15 Appropriation	Collective Bargaining	Restriction	Emergency Appropriations	Total FY16	MOF
\$ 103,171,174.00	\$ 274,235.00	\$ (8,591,170.00)		\$ 94,854,239.00	A
\$ 26,331,937.00	\$ 34,283.00			\$ 26,366,220.00	B
\$ 8,528,807.00	\$ 2,616.00			\$ 8,531,423.00	N
\$ 1,206,936.00				\$ 1,206,936.00	P
\$ 1,211,540.00	\$ 3,382.00			\$ 1,214,922.00	T
\$ 37,563,707.00				\$ 37,563,707.00	U
\$ 38,368,527.00	\$ 57,977.00			\$ 38,426,504.00	W
<b>\$ 216,382,628.00</b>	<b>\$ 372,493.00</b>	<b>\$ (8,591,170.00)</b>	<b>\$ -</b>	<b>\$ 208,163,951.00</b>	<b>Total</b>
Fiscal Year 2017					
Act 119/15 Appropriation		Reductions	Additions	Total FY17	MOF
\$ 102,892,730.00			\$ 5,394,894.00	\$ 108,287,624.00	A
\$ 26,272,801.00			\$ 1,241,359.00	\$ 27,514,160.00	B
\$ 16,040,959.00				\$ 16,040,959.00	N
\$ 606,936.00				\$ 606,936.00	P
\$ 4,802,950.00				\$ 4,802,950.00	T
\$ 37,574,563.00			\$ 327,500.00	\$ 37,902,063.00	U
\$ 38,396,168.00				\$ 38,396,168.00	W
<b>\$ 226,587,107.00</b>		<b>\$ -</b>	<b>\$ 6,963,753.00</b>	<b>\$ 233,550,860.00</b>	<b>Total</b>

Department of Accounting and General Services  
Program ID Totals

Table 3

Prog ID	Program Title	MOF	As budgeted by Act 119/15 (FY16)			Governor's Submittal (FY17)			Percent Change of \$\$\$\$
			Pos (P)	Pos (T)	\$\$\$	Pos (P)	Pos (T)	\$\$\$	
AGS-101	Acct System Development & Maintenance	A	6.00		\$ 567,579.00	12.00		\$ 826,669.00	0.456483
AGS-102	Expenditure Examination	A	16.00		\$ 1,161,427.00	18.00		\$ 1,251,201.00	0.077296
AGS-103	Recording and Reporting	A	13.00		\$ 886,922.00	13.00		\$ 902,018.00	0.017021
AGS-104	Internal Post Audit	A	6.00		\$ 495,087.00	6.00		\$ 515,672.00	0.041579
AGS-105	Office of Information Practices	A			\$ -	6.00	2.50	\$ 608,484.00	NA
AGS-111	Archives-Records Management	A	16.00	0.00	\$ 881,677.00	16.00		\$ 912,441.00	0.034893
AGS-130	Office of Information Mgt and Technology	A	29.00	2.00	\$ 25,048,715.00	39.00	2.00	\$ 27,429,295.00	0.095038
AGS-131	Information Processing and Comm Service	A	104.00		\$ 14,778,865.00	125.00		\$ 15,562,333.00	0.053013
AGS-203	State Risk Mgmt and Insurance Administra	A			\$ 9,987,995.00			\$ 9,987,995.00	0
AGS-211	Land Survey	A	10.00		\$ 668,328.00	10.00		\$ 685,056.00	0.02503
AGS-221	Public Works-Planning, Design, and Constr	A	16.00		\$ 1,342,383.00	16.00		\$ 1,383,417.00	0.030568
AGS-223	Office Leasing	A	4.00		\$ 10,343,694.00	4.00		\$ 10,354,970.00	0.00109
AGS-231	Central Services -Custodial Services	A	119.00	1.00	\$ 18,547,029.00	123.00	1.00	\$ 19,256,151.00	0.038234
AGS-232	Central Services-Grounds Maintenance	A	27.00		\$ 1,756,965.00	27.00		\$ 1,795,233.00	0.021781
AGS-233	Central Services-Bldg Rep and Alt	A	33.00		\$ 3,071,008.00	34.00		\$ 3,190,923.00	0.039047
AGS-240	State Procurement	A	22.00		\$ 1,264,525.00	22.00		\$ 1,294,061.00	0.023357
AGS-807	Sch Rep and Mtnce, Neighbor Isle Dist	A	80.00		\$ 4,938,349.00	80.00		\$ 5,074,671.00	0.027605
AGS-879	Office of Elections	A	17.50	8.44	\$ 3,240,256.00	17.50	8.44	\$ 3,165,752.00	-0.02299
AGS-881	State Foundation on Culture and the Arts	A	0.50		\$ 1,228,888.00	0.50		\$ 953,888.00	-0.22378
AGS-901	General Administrative Services	A	34.00		\$ 2,961,482.00	34.00		\$ 3,137,394.00	0.0594
AGS-111	Archives-Records Management	B	2.00		\$ 505,920.00	3.00		\$ 510,920.00	0.009883
AGS-130	Office of Information Mgt and Technology	B	7.00		\$ 3,065,000.00	7.00		\$ 2,885,000.00	-0.05873
AGS-131	Information Processing and Comm Service	B		1.00	\$ 158,578.00		1.00	\$ 166,788.00	0.051773
AGS-231	Central Services -Custodial Services	B			\$ 58,744.00			\$ 58,744.00	0
AGS-881	State Foundation on Culture and the Arts	B	16.50		\$ 4,346,261.00	17.00		\$ 4,427,847.00	0.018772
AGS-889	Spectator Events & Shows-Aloha Stadium	B	38.50	2.00	\$ 9,197,434.00	38.50	2.00	\$ 9,264,861.00	0.007331
AGS-891	Wireless Enhanced 911 Board	B		2.00	\$ 9,000,000.00		2.00	\$ 10,200,000.00	0.133333
AGS-130	Office of Information Mgt and Technology	N			\$ 7,700,000.00			\$ 15,200,000.00	0.974026
AGS-879	Office of Elections	N	0.50	1.00	\$ 93,116.00	0.50	1.00	\$ 93,920.00	0.008634





Department of Accounting and General Services  
Budget Decisions

Table 4

Prog ID	Sub-Org	Description of Request	MOF	Initial Department Request FY17			Budget & Finance Recommendation FY17			Governor's Decision FY17		
				Pos (P)	Pos (T)	\$\$\$	Pos (P)	Pos (T)	\$\$\$	Pos (P)	Pos (T)	\$\$\$
AGS-101	CA	Positions for Systems Accounting Branch to Support the New Accounting Systems	A	10.00		\$ 385,712	6.00		\$ 239,272	6.00		\$ 239,272
AGS-102	CB	Positions for Pre-audit Branch to Support New Accounting Systems	A	3.00		\$ 106,260				2.00		\$ 79,918
AGS-240	JA	Salary Increase for Purchasing Specialist Positions and to Correct Negative Adjustment for SPO	A			\$ 156,514						
AGS-111	DA	Trade-off funds for intern positions to establish permanent IT Specialist III for the State Archives to support the Digital Archives project	B	1.00			1.00			1.00		
AGS-233	FK	Funds for Plumbing Supplies for Kamamalu Building and new Plumber	A	1.00		\$ 57,211	1.00		\$ 57,211	1.00		\$ 57,211
AGS-231	FA	Positions and Funds for the reoccupation of the Kamamalu Building	A	7.00		\$ 586,003	4.00		\$ 528,187	4.00		\$ 528,187
AGS-871	NA	Convert Positions and Administrative Costs from trust to general fund for the Campaign Spending Commission	A	5.00		\$ 482,100						
AGS-871	NA	Convert Positions and Administrative Costs from trust to general fund for the Campaign Spending Commission	T	(5.00)		\$ (708,433)						
AGS-879	OA	Funds for Maintaining and Securing the Statewide Voter Registration System	A			\$ 356,000			\$ 356,000			\$ 356,000
AGS-807	FP	Increase U Fund Ceiling for the School R&M Program on Hawaii	U	5.00		\$ 609,000	5.00		\$ 396,000	5.00		\$ 246,000
AGS-807	FQ	Increase U Fund Ceiling for the School R&M Program on Maui	U	2.00		\$ 238,000	2.00		\$ 156,500	2.00		\$ 81,500
AGS-891	PA	Increase Special Fund Ceiling for the Enhanced 911 Program to accommodate Maui 911 upgrades in FY17	B			\$ 1,200,000			\$ 1,200,000			\$ 1,200,000
AGS-881	LA	Add 4.00 positions for the State Foundation on Culture and the Arts	B	4.00		\$ 224,334						
AGS-881	LA	Convert partial Federal funded positions to Special funded for the State Foundation on Culture and the Arts to appropriately allocate funding	B	0.50		\$ 41,359	0.50		\$ 41,359	0.50		\$ 41,359
AGS-881	LA	Convert partial Federal funded positions to Special funded for the State Foundation on Culture and the Arts to appropriately allocate funding	N	(0.50)		\$ -	(0.50)			(0.50)		
AGS-881	LA	Increase General fund for matching federal grant purposes for the State Foundation on Culture and the Arts	A			\$ 63,668						
AGS-818	KA	Convert positions from trust to general fund for the King Kamehameha Celebration Commission	A	1.00	0.50	\$ 182,000						
AGS-818	KA	Convert positions from trust to general fund for the King Kamehameha Celebration Commission	T		(1.00)	\$ (63,866)						
AGS-105	RA	Transfer-in of Office of Information Practices (OIP) from Lieutenant Governor pursuant to Act 92, SLH 2015	A	6.00	2.50	\$ 575,984	6.00	2.50	\$ 575,984	6.00	2.50	\$ 575,984
AGS-105	RA	Position redesignation for Office of information Practices (OIP) to better utilize staff. Note: This was a proposed trade off/transfer that was not approved by the Governor.	A									

Department of Accounting and General Services  
Budget Decisions

Table 4

Prog ID	Sub-Org	Description of Request	MOF	Initial Department Request FY17			Budget & Finance Recommendation FY17			Governor's Decision FY17		
				Pos (P)	Pos (T)	\$\$\$	Pos (P)	Pos (T)	\$\$\$	Pos (P)	Pos (T)	\$\$\$
AGS-105	RA	Salary increases for the Office of Information Practices	A			\$ 297,810			\$ 30,000			\$ 30,000
AGS-130	EG	Microsoft Office 365 Enterprise Licenses	A			\$ 3,439,965						
AGS-130	EG	Enterprise Adobe Licenses	A			\$ 400,000			\$ 400,000			\$ 400,000
AGS-130	EG	Funding to Migrate Geographic Information System to the Cloud	A			\$ 200,000			\$ 200,000			\$ 200,000
AGS-131	EA	IT Security Positions to Staff the State's Security Operations Center	A	5.00		\$ 134,160	5.00		\$ 134,160	5.00		\$ 134,160
AGS-131	ED	Web Developer Positions to Develop New Applications for New Business Processes	A	11.00		\$ 277,002	11.00		\$ 277,002	11.00		\$ 277,002
AGS-130	EG	Chief Information Security Officer to Oversee State IT Security	A	1.00		\$ 75,000	1.00		\$ 75,000	1.00		\$ 75,000
AGS-130	EG	Systems engineer Positions to Modernizing State Technologies	A	9.00		\$ 385,000	9.00		\$ 385,000	9.00		\$ 385,000
AGS-131	EF	Network Technician Positions to Provide End User Support for Departments	A	10.00		\$ 274,500	5.00		\$ 134,160	5.00		\$ 134,160
AGS-130	EG	Desktop Technician Positions to Provide End User Support for Departments	A	5.00		\$ 127,452						
AGS-130	EG	Enterprise anti-Virus Licenses	A			\$ 150,000			\$ 150,000			\$ 150,000
AGS-130	EG	Transfer other current expense to payroll for salary increases of OETS administrative staff. Note: This was a proposed trade off/transfer that was not approved by the Governor.	A									
AGS-130	EG	Convert Temporary Positions to Permanent Status	A	2.00	(2.00)							
AGS-130	EG	Infor Enterprise Licenses	A			\$ 1,600,000						\$ 1,600,000
AGS-901	AB	Office 365 License Cost - AGS	A						\$ 115,750			\$ 115,750
AGS-901	AE	Office 365 License Cost - AGS	A									\$ 115,750
AGS-130	EG	Office 365 License Cost - ETS	A						\$ 54,750			\$ 54,750
AGS-105	RA	Office 365 License Cost - OIP	A						\$ 2,500			\$ 2,500
AGS-130	EG	Infor Platform License for DAGS Asset Management System	A						\$ 200,000			
				83.00	-	11,852,735	56.00	2.50	5,708,835	58.00	2.50	6,963,753

Department of Accounting and General Services  
Proposed Budget Reductions

Table 5

Prog ID	Sub-Org	Description of Reduction	Impact of Reduction	MOF	FY17			FY16 Restriction (Y/N)
					Pos (P)	Pos (T)	\$\$\$	
		NONE						

Department of Accounting and General Services  
Proposed Budget Additions

Table 6

Prog ID	Sub-Org	Addition Type	Prog ID Priority	Dept-Wide Priority	Description of Addition	Justification	MOF	FY17		
								Pos (P)	Pos (T)	\$\$\$
AGS-101	CA	AR	1	1	Positions for Systems Accounting Branch to Support the New Accounting Systems	For the Administration's initiative of replacing the current Payroll System, Implementing a statewide Time and Attendance system, and replacing the current Financial System.	A	6.00		\$ 239,272
AGS-102	CB	AR	1	2	Positions for Pre-audit Branch to Support New Accounting Systems	The positions will be responsible to address the changes from a paper-based payroll system with its current processes and internal control requirements to a paperless system related changes in processing and internal controls. They will be responsible to address payroll system linkages with the new financial system.	A	2.00		\$ 79,918
AGS-111	DA	AR	1	3	Trade-off funds for intern positions to establish permanent IT Specialist III for the State Archives to support the Digital Archives project	The amount of work required for software systems and database administration and the skill set needed to maintain the operating systems, install software patches, conduct testing, and perform database administration is specialized and requires a dedicated staff position with these specialized skills.	B	1.00		
AGS-233	FK	AR	1	4	Funds for Plumbing Supplies for Kamamalu Building and new Plumber	The Kamamalu Building is scheduled to be re-occupied in December 2016 and will require additional building maintenance materials/supplies funds to address anticipated minor repairs. The Plumber I position that is requested is to primarily service the Capitol District area where there is a high concentration of older state office buildings that have been experiencing plumbing issues/emergencies.	A	1.00		\$ 57,211
AGS-231	FA	AR	1	5	Positions and Funds for the reoccupation of the Kamamalu Building	The Kamamalu Building is scheduled to open in December 2016 and will require custodial services to be provided to ensure that health and safety issues for building occupants are addressed. Funds are also required for janitorial supplies, utilities and building maintenance contracts.	A	4.00		\$ 528,187

Department of Accounting and General Services  
Proposed Budget Additions

Table 6

Prog ID	Sub-Org	Addition Type	Prog ID Priority	Dept-Wide Priority	Description of Addition	Justification	MOF	Pos (P)	Pos (T)	\$\$\$
AGS-879	OA	AR	1	6	Funds for Maintaining and Securing the Statewide Voter Registration System	Pursuant to 42 USC § 15483 (Section 3030 of HAVA) the State of Hawaii through its Chief Election Officer is responsible for the maintenance of the SVRS and to HRS 11-15.3 (Act 225, SLH 2012) for online voter registration. The state has recently awarded a contract to build a system to house the voter registration data and to connect the online voter registration system to it by 2016. The system will have significant ongoing maintenance costs to ensure that it meets its federal and state responsibilities to permit over 700,000 voters to update their registrations and other to register for the first time.	A			\$ 356,000
AGS-807	FP	NG	1	7a	Increase U Fund Ceiling for the School R&M Program on Hawaii	Instead of utilizing funds to contract work to contractors, these funds will be used for salaries and materials for UPW trade positions. As DAGS trade crews are able to complete work orders between a week to six months faster than contractors, the benefit to the schools will be work orders being completed sooner and providing for a conducive learning environment. The request uses existing DOE funds currently used to hire contractors to address, electrical, plumbing, and carpentry work orders. The request does reduce current expense for contracted work orders.	U	5.00		\$ 246,000
AGS-807	FQ	NG	1	7b	Increase U Fund Ceiling for the School R&M Program on Maui	Instead of utilizing funds to contract work to contractors, these funds will be used for salaries and materials for UPW trade positions. As DAGS trade crews are able to complete work orders between a week to six months faster than contractors, the benefit to the schools will be work orders being completed sooner and providing for a conducive learning environment. The request uses existing DOE funds currently used to hire contractors to address, electrical, plumbing, and carpentry work orders. The request does reduce current expense for contracted work orders.	U	2.00		\$ 81,500

Department of Accounting and General Services  
Proposed Budget Additions

Table 6

Prog ID	Sub-Org	Addition Type	Prog ID Priority	Dept-Wide Priority	Description of Addition	Justification	MOF	Pos (P)	Pos (T)	\$\$\$
AGS-891	PA	NG	1	8	Increase Special Fund Ceiling for the Enhanced 911 Program to accommodate Maui 911 upgrades in FY17	The additional \$1.2 M ceiling increase for FY 2017 is required for the Maui Police Department's 911 call center's scheduled computer systems hardware & software modernization budgeted at \$3.0 million. The system upgrades are required so that the 911 call center is able to install text-to-911 and next generation 9-1-1 capabilities as required by the FCC. The Maui 911 hardware and software is approximately 8 years old. The upgrade will ensure the 911 call center's continued ability to accurately locate 911 callers in a timely manner and provide vital information to emergency first responders in order to save lives and protect property. The FCC is requiring call centers nationwide to undergo these enhancements in a timely manner in the interest of public safety. Funding has been approved by the Enhanced 911 Board's FY 2016-20 strategic budget plan.	B			\$ 1,200,000
AGS-881	LA	NG	1	9	Convert partial Federal funded positions to Special funded for the State Foundation on Culture and the Arts to appropriately allocate funding	The SFCA assigned administrative and administrative support position salaries to both Federal and Special Funds in response to loss of General funds for payroll in 2010. The Works of Art Special Fund must be used only as costs relate to public art. The SFCA interprets such use very carefully. In doing so, we request a reapportionment in funds for salaries of 6.0 FTE positions to more effectively reflect the percentage of work performed for the agency. The agency's current budget is 71% Special Fund, 18% General Fund and 11% Federal Fund. The requested adjustments would make available approximately \$54,000 more in federal operating - an 8% reduction in administrative cost.	B	0.50		\$ 41,359
AGS-105	RA	AR	1	10	Transfer-in of Office of Information Practices (OIP) from Lieutenant Governor pursuant to Act 92, SLH 2015	The passage of Act 092, SLH 2015 requires the Office of Information Practices be transferred from the Lieutenant Governor's Office to the Department of Accounting and General Services	A	6.00	2.50	\$ 575,984

Department of Accounting and General Services  
Proposed Budget Additions

Table 6

Prog ID	Sub-Org	Addition Type	Prog ID Priority	Dept-Wide Priority	Description of Addition	Justification	MOF	Pos (P)	Pos (T)	\$\$\$
AGS-105	RA	AR	2	11	Salary Increases for the Office of Information Practices	After years of hiring and pay freezes, furloughs, mandatory leaves of absences without pay, no step movements, and minimal pay increases, OIP's current salary structure is inadequate to compensate OIP's highly experienced and competent employees, or to attract new employees of comparable experience who would not require extensive training. OIP's employees have knowledge and skills that are valued by nearly all state and county agencies, which typically pay more than OIP has been able to offer and threaten OIP's ability to retain employees.	A			\$ 30,000
<b>OFFICE OF ENTERPRISE TECHNOLOGY SERVICES</b>										
AGS-901	AE	AR	OETS1	OETS1	Allocated from OETS Office 365 Licence Cost - AGS	As per Administrative Directive 11-02 OIMT selected the Microsoft Office 365 product suite to provide Enterprise services for desktop applications, email, unified communications, collaboration, and personal storage. When the project was started the intention was for the departments to pay for their share of the product suite. The agreement was for three years and this request is for the funding for the third year. On January 12, 2015, then CIO Keone Kali issued a memo stating that OIMT would absorb the cost for the products. Thus, OIMT requests that the payment for the final year of the contract be added to the budget. The Office 365 product suite has allowed the Executive Branch to standardize on a single platform. This not only makes sure all PCs are on the most current software platform for performance and security, but also builds the foundation upon which other Enterprise wide applications, and services, can be built.	A			\$ 115,750
AGS-130	EG	AR	OETS1	OETS1	Allocated from OETS Office 365 Licence Cost - ETS	See Above for Justification	A			\$ 54,750



Department of Accounting and General Services  
Proposed Budget Additions

Table 6

Prog ID	Sub-Org	Addition Type	Prog ID Priority	Dept-Wide Priority	Description of Addition	Justification	MOF	Pos (P)	Pos (T)	\$\$\$
AGS-105	RA	AR	OETS1	OETS1	Allocated from OETS Office 365 Licence Cost - AGS	See Above for Justification  The enterprise agreement for Adobe licenses will enable the State to get unlimited electronic signature transactions, Adobe Acrobat Pro and the Adobe Creative Suite (Photoshop, Premiere, etc), on every desktop. The main goal for this agreement was to enable the State to go paperless by allowing everyone in the Executive Branch to electronically sign all documents. The reason for Acrobat Pro on the desktop solves two problems, The first is to enable all the creators of digital documents to create, and check, for accessibility (Act 508) compliance. The second is that it will allow for users to create fillable PDFs to help streamline their business process, which aligns with the initiative to go paperless. The State also has thousands of old Acrobat licenses which departments purchased individually. Many of the licenses have expired and/or are up for renewal. The use of the old products opens the State of not only for legal liability for using unlicensed software, but it also creates a security risk as these application are vulnerable as they can no longer be patched. The addition of the Creative Suite will be included by Adobe at no extra charge. Only a small portion of the employees will use this option, but now it is available to every employee at no extra charge. This will also allow for a standardization of software across the entire Executive Branch.	A			\$ 2,500
AGS-130	EG	AR	OETS2	OETS2	Enterprise Adobe Licenses		A			\$ 400,000

Department of Accounting and General Services  
Proposed Budget Additions

Table 6

Prog ID	Sub-Org	Addition Type	Prog ID Priority	Dept-Wide Priority	Description of Addition	Justification	MOF	Pos (P)	Pos (T)	\$\$\$
AGS-130	EG	AR	OETS3	OETS3	Funding to Migrate Geographic Information System to the Cloud	The GIS system will be migrated from PDC and moved to Esri in the Cloud. The GIS system is an important part of the State digital, and operational, resources. It is currently hosted at PDC and the State (and PDC) currently do not have the resources to adequately maintain, and upgrade the system. Thus, the system will be migrated to the Cloud services provided by the software manufacture. This will not only allow the system to be maintained, and upgraded, adequately, but it will also be done at a reduced cost. The anticipated savings will be roughly \$300,000 per year.	A			\$ 200,000

Department of Accounting and General Services  
Proposed Budget Additions

Table 6

Prog ID	Sub-Org	Addition Type	Prog ID Priority	Dept-Wide Priority	Description of Addition	Justification	MOF	Pos (P)	Pos (T)	\$\$\$
AGS-131	EA	AR	OETS4	OETS4	IT Security Positions to Staff the State's Security Operations Center	OIMT was created to implement technology solutions to transform state government processes. Much of this transformation is built around digitizing the paper process, and making the information not only more accessible to the State employees, but also, in some cases, the public. Security is a high priority in the Internet age, as the threat has expanded from the lone hacker in a high school classroom, to State / Nation sponsored cyber terrorism. Government agencies are a primary target for the cyber terrorist, whose attacks are becoming more and more sophisticated. The State currently has hundreds of attempted attacks each day with the bulk of them being thwarted. The State, previously relied heavily on consultants, and the majority of these were cut by the current management. This cut has taken the number of people working on cyber security down from four consultants and four staff down to one consultant and three staff. This cut has saved the State over one million dollars per year. These positions are needed to rebuild the staff. The focus of the existing staff is to focus on perimeter security and the next phase to build the end point (desktop) security platforms. The additional staff will be needed for this initiative.	A	5.00		\$ 134,160

Department of Accounting and General Services  
Proposed Budget Additions

Table 6

Prog ID	Sub-Org	Addition Type	Prog ID Priority	Dept-Wide Priority	Description of Addition	Justification	MOF	Pos (P)	Pos (T)	\$\$\$
AGS-131	ED	AR	OETSS	OETSS	Web Developer Positions to Develop New Applications for New Business Processes	OIMT was created to implement technology solutions to transform state government processes. These positions are needed to not only migrate legacy applications which exist on old, antiquated, technologies, but also to create new applications for new business processes. There are over a thousand applications on old platforms, such a Lotus Notes, which are critical to daily business processes. These old platforms are not only coming off maintenance, but also will create unnecessary, duplicate, expenditures in order to keep them running since the Executive Branch has moved to Office 365. OIMT/ICSD only has three people that can work on these new applications, and the majority of the application developers are Mainframe based. The current Mainframe developers workload supporting the existing applications prevents them from being retrained to the new application languages, and platforms, in a timely manner.	A	11.00		\$ 277,002

Department of Accounting and General Services  
Proposed Budget Additions

Table 6

Prog ID	Sub-Org	Addition Type	Prog ID Priority	Dept-Wide Priority	Description of Addition	Justification	MOF	Pos (P)	Pos (T)	\$\$\$
AGS-130	EG	AR	OETS6	OETS6	Chief Information Security Officer to Oversee State IT Security	OIMT was created to implement technology solutions to transform state government processes. Much of this transformation is built around digitizing the paper process, and making the information not only more accessible to the State employees, but also, in some cases, the public. Security is a high priority in the Internet age, as the threat has expanded from the lone hacker in a high school classroom, to State / Nation sponsored cyber terrorism. Government agencies are a primary target for the cyber terrorist, whose attacks are becoming more and more sophisticated. The State currently has hundreds of attempted attacks each day with the bulk of them being thwarted. The State, previously relied heavily on consultants, and the majority of these were cut by the current management. This cut has taken the number of people working on cyber security down from four consultants and four staff down to one consultant and three staff. This cut has saved the State over one million dollars per year. These positions are needed to rebuild the staff. The focus of the existing staff is to focus on perimeter security and the next phase to build the end point (desktop) security platforms. The additional staff will be needed for this initiative.	A	1.00		\$ 75,000

Department of Accounting and General Services  
Proposed Budget Additions

Table 6

Prog ID	Sub-Org	Addition Type	Prog ID Priority	Dept-Wide Priority	Description of Addition	Justification	MOF	Pos (P)	Pos (T)	\$\$\$
AGS-130	EG	AR	OETS7	OETS7	Systems engineer Positions to Modernizing State Technologies	OIMT was created to implement technology solutions to transform state government processes. OIMT / ICSD only has five FTEs that are dedicated to the maintenance, installation, and future planning for the Server and Operating System platforms that run the new applications. The majority of the existing staff is new to the technology. The organization relies heavily on consultants for the mid to high end technical issues and processes. This costs well over two million dollars a year for these consultants. OIMT / ICSD will be able to eliminate much of these consulting charges when it brings these duties in house. This will also future proof the organization as it continues to transform State processes.	A	9.00		\$ 385,000

Department of Accounting and General Services  
Proposed Budget Additions

Table 6

Prog ID	Sub-Org	Addition Type	Prog ID Priority	Dept-Wide Priority	Description of Addition	Justification	MOF	Pos (P)	Pos (T)	\$\$\$
AGS-131	EF	AR	OETS8	OETS8	Network Technician Positions to Provide End User Support for Departments	<p>OIMT was created to implement technology solutions to transform state government processes. Much of this transformation is built around digitizing the paper process, and making the information not only more accessible to the State employees, but also, in some cases, the public. All the data is transported on the network. As more business processes become digital the network infrastructure becomes extremely critical. With each passing day more and more applications, and data, move to the Cloud, thus a high speed, reliable, connection to the Internet is of extreme importance. The design, and maintenance, of this network is increasing in proportion to the increase in importance. The State currently relies heavily on consultants for the higher end engineering at over a million dollars a year. The purpose of these positions is to replace the consultants with employees. As more State agencies require more computing services the demand for network services also increases. The current staff level cannot support the demand. The creation of these positions will enable the network team to not only meet the demand, but also to support the infrastructure.</p>	A	5.00		\$ 134,160

Department of Accounting and General Services  
Proposed Budget Additions

Table 6

Prog ID	Sub-Org	Addition Type	Prog ID Priority	Dept-Wide Priority	Description of Addition	Justification	MOF	Pos (P)	Pos (T)	\$\$\$
AGS-130	EG	AR	OETS9	OETS9	Enterprise anti-Virus Licenses	This agreement will enable the State to consolidate the licensing for Symantec Anti-Virus. Various departments have over 5000 desktops licensed for this software at a cost of between \$10-11 per desktop. The creation of an Enterprise agreement will bring this cost down to \$6 per desktop. This will also create savings for the server antivirus from the current cost of roughly \$150 per server down to \$6 per server. The enterprise licensing will enable standardization of software across the entire Executive Branch. Once the software is standardized a central monitoring system can be set up to deal with the security alerts, thus enabling the SOC (Security Operations Center) to have visibility to the end points.	A			\$ 150,000
AGS-130	EG	AR	OETS10	OETS10	Infor Enterprise Licenses	A significant investment has been made in the design, development and build of this enterprise platform to date. Contributors to the build include DAGS, DCCA, DOA, DOE and DLNR business process owners and project team personnel. The business operations concur that the application will provide significant business value and State benefit to deliver common business functions (asset management, space management, permit/license/registration establishment and renewal cycles and revenue collection related to these functions. The funding of this enterprise license will afford all employers/departments the capabilities and efficiencies delivered through the enterprise application and efficiently provide data commonly referenced and requested by the public, the legislature and department executives.	A			\$ 1,600,000



<u>Prog ID</u>	<u>Sub-Org</u>	<u>MOF</u>	<u>Budgeted by Dept</u>	<u>Restriction</u>	<u>Difference Between Budgeted &amp; Restricted</u>	<u>Percent Difference</u>	<u>Impact</u>
AGS-101	CA	A	\$ 567,579	\$ 45,365	\$ 522,214	92.01%	<p>The reduction will impact our funding for consultant services needed to support the Financial Datamart System (Datamart). The Datamart is a custom financial portal developed by consultants, and contains data from the Financial Accounting and Management Information System (FAMIS) and Payroll System.</p> <p>On a weekly basis our consultants are called upon to provide critical maintenance and support, trouble shooting and resolving problems with the servers, network, system, software, database, security and data. Occasionally they are asked to make enhancements to improve performance, provide more functionality, and increase availability of data. Due to the technical nature of the Datamart, the state does not have the staff with the proper skill set, knowledge or expertise that are only available through our consultants.</p> <p>Without sufficient funding for consultant services, we will not be able to keep the Datamart up-to-date, accurate and operational. If FAMIS encounters problems, it can impact the daily updates to the Datamart. Our consultants are called to bring down the Datamart and perform the necessary update procedures. If this is not done in a timely manner, we may not be able to obtain that data again. This would forever compromise the data that is in the Datamart and will no longer be in sync with FAMIS making the data unreliable. When errors occur with the data, the consultants are called to analyze the software and data to identify and correct the errors. If we are unable to correct these errors, the data in the Datamart would be inaccurate. There are multiple factors that can affect the Datamart's ability to be operational, secure and online daily. The consultants perform routine maintenance and updates, as well as trouble shoot and resolve problems with the servers, network, system, software, database and security.</p>
							<p>The Datamart is the most widely used financial system in the State of Hawaii, with more than 1,200 users. The Datamart is used daily by all departments and agencies to obtain the most up-to-date financial and payroll information related to their departments and operations.</p> <p>Reducing the funds for consultant services needed to support the Datamart will impact all departments and agencies statewide.</p> <p>FAMIS is over thirty years old and provides limited online access to current and historical data. In addition to the Datamart being updated daily with the most current financial data from FAMIS, it also contains fourteen years of historical financial data and provides users with the ability to search, view online and download that data. Also, most of the reports from FAMIS that departments rely on have been converted to PDF documents that are only available from the Datamart.</p>

<u>Prog ID</u>	<u>Sub-Org</u>	<u>MOF</u>	<u>Budgeted by Dept</u>	<u>Restriction</u>	<u>Difference Between Budgeted &amp; Restricted</u>	<u>Percent Difference</u>	<u>Impact</u>
							<p>If the Datamart is not up-to-date, accurate and operational, departments will be impacted by their ability to monitor and manage their appropriations, allotments, cash balances, revenues, expenditures, encumbrances, projects, grants, etc. This will also impact their ability to provide accurate and timely financial information needed to respond to requests from management, auditors, legislature, and others, as well as the completion of the departmental financial statements and the Comprehensive Annual Financial Report (CAFR).</p> <p>The Payroll system is over forty years old and does not provide online access to current and historical data. The Datamart is updated each pay period with the most current payroll data from the Payroll system. The Datamart also contains the last ten years of historical payroll data and provides users with the ability to search, view online and download that data. The Datamart provides departments with the ability to search and download detail payroll information on an individual or group of employees. Without the ability to download, sort and summarize payroll data, departments would need to resort to paper reports they receive every pay period, requiring more time, manpower, and cost.</p> <p>Recently the same consultant developed the Federal Award Management System (FAMS) which is integrated with and dependent on the Datamart. If the Datamart is down, FAMS will also not be accessible and no one will have access to their Federal Awards information.</p>
AGS102	CB	A	1,161,427	\$ 175,000	\$ 986,427	84.93%	<p>The program's turnaround time to certify contracts will be increased from two to seven working days. Delays in contract certification will also affect departments' and agencies' ability to have contractors build/repair/provide services for the State's infrastructure and the State's citizens.</p> <p>The maintenance of the employee designation of beneficiary forms will also be delayed. Lack of timely filing may result in families of deceased employees not receiving last pay and/or vacation pay needed to cover critical living expenses or providing incorrect data due to delays in filing a new or replacement form.</p> <p>The loss of overtime could delay fiscal year closing and affect the timely issuance of the State's Form W-2. Delay in fiscal year closing could affect CAFR issuance and negatively impact the State's ability to sell bonds. Late issuance of the State's Form W-2 could result in IRS and State penalties for late filing since the calendar year closing of the payroll records requires substantial overtime by the Central Payroll staff.</p> <p>The reduction of current expenses such as maintenance of mailing equipment will affect the timely mailing of contractors', vendors', and third party payees' checks since the vendor will not be on call to repair the inserter and other mailing equipment.</p>
AGS-103	CC	A	\$ 886,922	\$ 41,227	\$ 845,695	95.35%	<p>The loss of experience due to staff turnovers (retirements) and the ability to recruit replacement staff have required the program's supervisors to take on additional responsibilities to train departmental staff. Also, the lack of knowledge has required more detailed auditing to be performed which then results in additional overtime costs.</p> <p>The restriction was achieved through a reduction in personal services (\$30K), office supplies (\$2K) and other current expenses (\$8.9K).</p> <p>The reduction in personal services was achieved in 2016 due to a number of vacant positions. There was not any impact of this \$30K in 2016 because the vacancies absorbed the reduction. The vacant positions are in process of being filled.</p> <p>The reduction in other current expenses was achieved by eliminating training. Due to the highly technical nature of CAFR preparation, training is required to ensure that authoritative statements are reasonably interpreted and transactions are correctly recorded. Auditors consider their clients' competence to be key internal control. Errors on the preparers'/reviewers' part cause inefficient re-work, delaying CAFR issuance and bringing into question the State's credibility. In addition, because auditors' testing is limited in scope, failure to properly train employees increases the risk of material mis-statement in the CAFR. Late issuance of and/or material mis-statement in the CAFR would impact the State's credit rating and significantly increase the State's interest expense.</p>

<u>Prog ID</u>	<u>Sub-Org</u>	<u>MOF</u>	<u>Budgeted by Dept</u>	<u>Restriction</u>	<u>Difference Between Budgeted &amp; Restricted</u>	<u>Percent Difference</u>	<u>Impact</u>
AGS-104	BA	A	495,087	49,508	\$ 445,579	90.00%	Savings have been obtained due to the vacancy of the Administrator position. Since that position has been vacant from September, 2015 to the present, and will probably be vacant for some months to come, it appears that sufficient savings will be attained to cover the restriction. However, the cost of the savings is that no full time administrator has been performing that job and the supervising auditor has been doing both jobs for close to a year.
AGS 111	DA	A	881,677	\$ 88,168	\$ 793,509	90.00%	Two Records Management Branch (RMB) general funded positions unable to hire due to restrictions left the branch with only two clerical positions and no supervision. We temporarily assigned an Archivist from Historical Records Branch (HRB) to take RMB Chief position and loaned one of our three remaining archivists and one technician from HRB to the RMB to help with the conversion of at-risk Master Microfilm to digital project to preserve agencies permanent records and enable them to be more accessible to the public. The inability to hire vacant positions and the necessity of temporarily moving staff from another branch has resulted in directly limiting service to the public and other government agencies. In particular processing of records and uploading digital records to the web reducing the number of new records added by 30%, In FY 15 over 1/2 million users searched and viewed our online records a 28% increase from FY14. Limits services to state agencies for records management consultation as the two vacant professional positions at the RMB have not been filled due to budget restrictions. Little funding maintenance and computer hardware or software and an unsustainable 60% reduction to other current expenses limiting all office supply purchases.
AGS-130	EG	A	\$ 25,048,715	\$ 2,504,872	\$ 22,543,843	90.00%	Restriction of \$2,504,872 for AGS 130 will be released in December 2015, to enable funding of contracts and staffing for maintenance and operations and hosting for the Hawaii Health connector and payment of the Enterprise Infor platform licenses. These funds were not used for program operations. Services in the following areas were still affected by the budget restriction: Efforts that surround the migration of infrastructure (software/applications, hardware, and business processes) to newer technologies such as the Cloud, and the Web; Initiatives such as the migration of the obsolete Lotus Domino applications, the implementation of paperless procedures and infrastructure, and the migration off, or the repair of, of the antiquated infrastructure at the Kalanimoku Data Center, were delayed; Vacancy savings were maintained; Restrictions in travel, training, supplies, subscriptions & dues.
AGS-131	EA	A	\$ 909,408	\$ 217,671	\$ 691,737	76.06%	A partial amount of \$491,390 of the \$1,477,886 restriction for AGS-131 will be released in December 2015 to enable funding of contracts and staffing for maintenance and operations and hosting for the Hawaii Health connector and payment of the Enterprise Infor platform licenses. These funds were not used for program operations. The overall negative impacts to a variety of critical operational computer and network systems that jeopardize or halt statewide government and departmental operations, and services to the public were still affected. 1. Reduce or eliminate maintenance, vendor technical support and repair services for: cybersecurity systems; microwave radio systems, video conference center equipment, IBM equipment, UPSs, web services and Notes support; 2. Reduce or eliminate software licenses for: Xerox Printers; 3. Reduce or eliminate projects for: microwave and radio projects; 4. Reduce or eliminate technical training for staff to support critical operational equipment and computer and networking systems; 5. Vacancy saving and delay in hiring.
AGS-131	EB	A	\$ 3,242,000	\$ 213,467	\$ 3,028,533	93.42%	
AGS-131	EC	A	\$ 2,637,345	\$ 252,316	\$ 2,385,029	90.43%	
AGS-131	ED	A	\$ 1,340,454	\$ 116,028	\$ 1,224,426	91.34%	
AGS-131	EE	A	\$ 2,061,358	\$ 177,603	\$ 1,883,755	91.38%	
AGS-131	EF	A	\$ 4,588,300	\$ 500,801	\$ 4,087,499	89.09%	
AGS-211	HA	A	668,328	\$ 66,832	\$ 601,496	90.00%	

<u>Prog ID</u>	<u>Sub-Org</u>	<u>MOF</u>	<u>Budgeted by Dept</u>	<u>Restriction</u>	<u>Difference Between Budgeted &amp; Restricted</u>	<u>Percent Difference</u>	<u>Impact</u>
AGS-221	IA	A	\$ 1,342,383	\$ 134,238	\$ 1,208,145	90.00%	<p>General Funded positions are responsible for the execution and implementation of Capital Improvement Program projects for DAGS and other state agencies that do not have the licensed engineers, licensed architects, and support staff to perform the work to plan, design, construct, renovate, and repair their buildings and facilities in order to meet health and safety requirements of those buildings for their occupants and the public. DAGS and those client state agencies to the program could be faced with significant project delays in their planning, implementation, design, construction, renovation, and repair phases of their projects. These delays could potentially inflate the current budgeted costs of those projects if management oversight and support provided by the General Funded positions is absent due to "reduction in force" of existing staff in order to meet the 10% restriction. Positions impacted by the 10% restriction could include Neighbor Island positions of which provide primary professional, licensed, technical oversight over construction management work for the Department of Education (DOE), Neighbor Island district projects. Support provided to the DOE could be comprised and experience delayed project implementation. Construction costs in the form of change order costs could be escalated due to technical errors as a result from lack of daily consistent project oversight. Change orders could go from an average of 6% or \$30 million to an average of 30% or \$150 million based on the program's typical workload or an average of \$500 million construction projects. Staff would possibly need to be deployed from Oahu to provide construction management support for Neighbor Island projects resulting in reduced productivity due to an increase in staff travel and transit time to and from the Oahu office to the Neighbor Island project sites then to and from the Neighbor Island District Offices. Oahu projects would not be monitored at an acceptable level with the additional burden the Oahu staff would take on in providing oversight for the Neighbor Island District construction projects.</p>
AGS-223	IB	A	\$10,343,694	\$ 560,410	\$ 9,783,284	94.58%	<p>The impact of this restriction is fatal and catastrophic to user departments whom we service, as they will ultimately be affected operationally and financially. To achieve this restriction, we will require that each user department contribute 10% of the general funds that we pay out of our budget for their office leases. If the department is unable to, they will need to either consolidate offices or terminate leases. There is no simple, fair way to determine which leases get cancelled. The department's option for housing their displaced program, is to relocate them into existing state or lease space. However, they will need funds to physically move, which could amount to approximately \$36,000 for an average sized office of 4,000 square feet. Consolidation of offices could result in employees filing union grievances for claims of overcrowding and hardships created by changes in location of the workplace. Also, there may be monetary penalties for terminating a lease prior to its expiration, as some leases require the payment of unamortized tenant improvement costs. Additionally, our negotiating ability will be diminished, as lessors who are impacted by premature cancellations may be hesitant in the future to agree to lease termination provisions which benefit the State. Overall, we must terminate four (4) office leases from our office inventory, or approximately 16,700 square feet which are 100% general funded by our leasing budget; or the equivalent of eight (8) leases amounting to approximately 33,400 square feet which are 50% funded, in order to meet this restriction. Some of the office leases are partially funded with federal matching funds based upon the State's lease expenditures. These departments could possibly lose their funding should leases be terminated. Also, since various public services are provided from lease locations, closing these offices could mean that services would cease and negatively impact the health and safety of the program's clients and community.</p>
<u>AGS 231</u> Oahu	FA	A	15,164,790	1,363,296	13,801,494	91.01%	<p>The program is responsible for the electricity payments for assigned state facilities on Oahu. Payment for the next six months (December 2015 to May 2016) is estimated to amount to \$3.9 million (average bill of \$650,000/ month) in electricity payments, whereas the available program budget for electricity payments for the remaining six months amounts to nearly \$3.2 million, which will amount to a shortfall of \$700,000.</p>

<u>Prog ID</u>	<u>Sub-Org</u>	<u>MOF</u>	<u>Budgeted by Dept</u>	<u>Restriction</u>	<u>Difference Between Budgeted &amp; Restricted</u>	<u>Percent Difference</u>	<u>Impact</u>
Hawaii	FB	A	1,176,334	117,634	1,058,700	90.00%	With the restriction, budget requirements for utilities will be reduced from \$570,00 to \$452,367. Hawaii District may not have enough funds to pay the 4th quarter expenses for electricity, water, and sewer. Any trade-off from 'B' Operating Expenses to cover any Utilities will also affect the operating account that provides for janitorial supplies, outsourced janitorial services, air conditioning service and repairs, fire extinguisher service, elevator maintenance, and fire alarm service and maintenance, in addition to other general repairs and maintenance for 43 public buildings, public libraries, and health centers on Hawaii island. Custodial services that are performed during non-business hours (stripping/waxing of floors) may be deferred due to shortage of funds. Restroom supplies may run out and some restrooms may need to be temporarily closed. Air conditioning maintenance (servicing equipment/changing AHU filters) is already being deferred to on-call emergency service only, and all air conditioning operations are being limited to shorter hours with elevated thermostat levels. If we notice that the restriction is negatively impact our performance, we will request the Administration to release the restrictions on the AGS 231 program.
Maui	FC	A	\$ 1,052,622	\$ 134,213	\$ 918,409	87.25%	This program is used to pay for utilities including water and electricity. The contracted cleaning for the Lahaina Health Center will have to be terminated. Janitorial services will be limited to cleaning of restrooms and common areas. Air Conditioning operating hours may need to be reduced, which will impact the comfort level of employees and clients. Irrigation times may be reduced or eliminated.
Kauai	FD	A	\$ 924,270	\$ 150,426	\$ 773,844	83.72%	Currently the former Lihue Courthouse is under renovation and therefore is consuming no electricity, so the energy savings while the project is underway offsets a portion of the restriction. Aside from that savings, the restriction may lead to a reduction of frequency of custodial services due to the lack of funds for necessary supplies. Custodial work that needs to be performed during non-business hours (i.e., stripping and waxing of floors, weedwacking and spraying in public areas, etc.) may need to be deferred due to unavailable funds. With the inaction on work that needs to be performed, the issues will worsen with time and will become much costlier to address. Conditions of floors may deteriorate due to the reduced maintenance. There will be less funds to cover unforeseen expenses such as emergencies or work that would require hiring of a contractor (e.g., trash pickups outside of the normal service contract, washing of windows unreachable by in-house janitors, emergency air conditioning and elevator repairs, etc.). To reduce energy consumption at the various State facilities due to less available funds for payment of utilities, air conditioning hours and temperatures may need to be adjusted to levels that have generated occupant complaints in the past.
Oahu	FW	A	229,013	22,902	\$ 206,111	90.00%	The Washington Place program includes a modest operating budget to operate the museum and the residence. The impact of this \$22,902 restriction significantly affects the program ability to hold official functions at Washington Place. On average nearly 70 to 80 events are held yearly, costing roughly \$350 per function. Official functions will have to be reduced and any revenue that would accompany them would be lost.
<u>AGS 232</u> Oahu	FE	A	1,449,594	144,960	\$ 1,304,634	90.00%	The restriction of \$144,960 will result in programs ability to respond pro-actively to emergency tree trimming and the removal of refuse from assigned buildings when the 12 year old refuse vehicle is down. These issues present valid health and safety concerns to the general public and the building inhabitants who work in state buildings where refuse is picked up. Injuries to the public and/or damage to private property could occur if diseased trees limbs/branches are not removed via emergency tree trimming. Sanatation problems could occur if refuse is not removed from state buildings on a timely basis.

Department of Accounting and General Services  
FY16 Restrictions

Table 7

<u>Prog ID</u>	<u>Sub-Org</u>	<u>MOF</u>	<u>Budgeted by</u> <u>Dept</u>	<u>Restriction</u>	<u>Difference</u> <u>Between</u> <u>Budgeted &amp;</u> <u>Restricted</u>	<u>Percent Difference</u>	<u>Impact</u>
Hawaii	FF	A	112,367	11,236	\$ 101,131	90.00%	Entire restriction is applied to the 'B' Operating account. With the restriction, the total budgeted amount for Operating is being reduced from \$38,993 to \$27,756. Outsourced groundskeeping for facilities that do not have State employees accounts for \$22,018 of those remaining funds. This leaves \$5,738 to provide groundskeeping fuel, pesticides, supplies, equipment repairs and to also manage grounds services. Tree trimming may need to be deferred at all public facilities that DAGS is responsible for. The health and safety of State staff and the general public may be seriously impacted. If we notice that the restriction is negatively impact our performance, we will request the Administration to release the restrictions on the AGS 232 program.
Maui	FG	A	\$ 191,455	\$ 19,146	\$ 172,309	90.00%	Tree trimming maintenance will be reduced or eliminated. Trimming will be restricted to addressing health and safety issues and trouble calls.
Kauai	FH	A	\$ 3,549	\$ 354	\$ 3,195	90.03%	With the restriction, there are less available funds to trim and maintain the major trees (i.e., Monkeypods, Albezas, etc.). There will also be less available funding to purchase supplies for general grounds maintenance.
<u>AGS 233</u> Oahu	FK	A	2,691,825	269,182	\$ 2,422,643	90.00%	The restriction of \$269,182 reduces funds for building materials and supplies and major repair projects that are bid out. Minor repair projects are the "bread and butter" and main emphasis of the work that the programs trades staff perform and emphasis will be on performing these types of repairs. While the major repair projects that are bid out are primarily "lifecycle" repair projects such as repaint building, carpet replacement, exterior spalling repair etc. These are projects that don't qualify as CIP, and usually \$200,000 to \$300,000 of these types of contracts are bid out every year. These types of repair projects should be done and if not done timely could result in more costly repairs in the future.
Hawaii	FL	A	167,523	16,752	\$ 150,771	90.00%	This program has only two employees to provide repair and maintenance for public buildings, public libraries, health centers (43 total facilities) that covers the entire island of Hawaii. The entire restriction of \$16,752 is deducted from an operating account of \$62,055 leaving a net total of \$45,303 for materials, supplies, and contracted repairs. With the limited funds to purchase materials and supplies the backlog of repairs may have to be deferred. The deferred repairs will worsen with time and be much more costlier to address. The health and safety of State staff and the general public may be seriously impacted. If we notice that the restriction is negatively impact our performance, we will request the Administration to release the restrictions on the AGS 233 program.
Maui	FM	A	\$ 107,187	\$ 10,718	\$ 96,469	90.00%	Larger work orders will need to be eliminated or differed. This would make future repairs more costly, as the longer a problem lasts, the more costly it would be to repair or replace.
Kauai	FN	A	\$ 104,473	\$ 10,448	\$ 94,025	90.00%	With the restriction in place, there is less funding available for the purchase of materials and supplies for R&A crews to complete work orders. The covering of expenses such as emergencies or work that would require the hiring of a contractor may also become an issue. Some minor repairs may need to be deferred and/or go unaddressed entirely due to lack of funding. With the inaction on work that needs to be performed, problems will worsen with time and will become much costlier to address.

Prog ID	Sub-Org	MOF	Budgeted by		Difference Between Budgeted & Restricted		Percent Difference	Impact
			Dept	Restriction	Restricted	Restricted		
AGS-240	JA	A	\$ 1,264,525	\$ 126,452	\$ 1,138,073		90.00%	<p>Inability to fill vacancies due to budgetary restrictions will adversely impact the SPO's customers statewide to include departments, agencies, counties, and the business/vendor community. The most apparent result would be the reduction of SPO issued master contracts referred to as price and vendor list contracts for a variety of widely used goods and services. This reduction will force departmental personnel to expend additional time to perform more small purchases on an individual basis, and non-procurement specialists in the departments to prepare and execute complex solicitations.</p> <p>Additional impacts having statewide implications include reduced solicitations for agency requirements, impaired procurement training, appreciably slower responses to requests for reviews/approvals, consultation and advisory services, missed opportunities for cost reductions, contractual compliance, leverage solicitations and knowledge sharing, precision specifications, avoidance of litigation, and more. Program operations and results will suffer as complex solicitations are prepared by program personnel not properly trained, without efficient electronic procurement systems and with limited technical consultation support from knowledgeable and experienced procurement specialists.</p> <p>End results include a considerable liability to the State with the SPO not legally fulfilling its duties and responsibilities in respect to statute, associated financial costs if the State is sued in court by contractors doing business with the State, increased procurement violations from procurement officials procuring on less than adequate training and advisory services, and departments unable to procure timely due to appreciably slower responses to requests for reviews/approvals, consultation and advisory services. Furthermore, inability to properly manage contracts will lead to increased modifications and change orders, which often double the dollar threshold of the original base contract. Lack of education and assistance with planning an acquisition creates an increase in scope after contract award, resulting in increased funding of the contract. Lack of education and guidance in cost and price analysis and independent government cost estimates creates a gaping hole in cost control and contract management, thus resulting in an extended delivery/implementation time at a much greater cost than originally planned. This would significantly increase both short- and long-term risks statewide, the costs of which would greatly outweigh any savings achieved by reducing the SPO's budget.</p>
AGS-807 (Hawaii District Office)	FP	A	2,145,270	171,526	\$ 1,973,744		92.00%	<p>The Repair and Maintenance program for Hawaii island performs repair and maintenance work for 45 Department of Education (DOE) schools and support facilities. The entire restriction for the program was applied entirely by necessity to the operating account which reduced it from \$293,074 to \$100,998. Fixed costs such as utilities and required service contracts further limit the funds available to purchase materials and supplies. Limited funds to purchase materials and supplies may affect our R&amp;M crews' ability to complete work orders. Delays in completing these repairs will lead to increased damage with time and will become more costly to repair. The current \$171,526 reduction calculates to around 2,100 in-house or 285 contracted work orders that may not get completed. If we notice that the restriction is negatively impact our performance, we will request the Administration to release the restrictions on the AGS 807 program.</p>
AGS-807 (Maui District Office)	FQ	A	\$ 1,618,351	\$ 99,885	\$ 1,518,466		93.83%	<p>The restriction would limit the funds to address work orders. Material and supply cost for each work order done by in-house staff cost around \$80. Work done using contractors cost around \$600 per work order. The current \$99,885 reduction calculates to around 1,200 in-house or 170 contracted work orders that may not be done. That being said, as in past years, we will project any deficit and look towards a release of a portion or all of the restrictions. Other impacts will be an increase in the expenditures in the u fund and/or have the DOE process payments for critical materials, supplies or contracted work, which would increase their expenditures.</p>

Prog ID	Sub-Org	MOF	Budgeted by Dept	Restriction	Difference Between Budgeted & Restricted		Percent Difference	Impact
AGS-807 (Kauai District Office)	FR	A	\$ 1,174,728	\$ 35,472	\$ 1,139,256		96.98%	With the restriction in place there is less funding available for the completion of work orders to address the needs of the DOE and schools. The restriction of \$35,472 amounts to approximately 450 work orders performed in-house or 60 contracted work orders that may go unaddressed. Impacts will be monitored and based on projected deficits we will seek the lifting of some or all of the restriction. If the situation requires, there may be a need to request the DOE to cover additional expenses both directly and via the U-Fund which will impact their operating budget.
AGS879	OA	A	3,240,256	\$ 324,026	\$ 2,916,230		90.00%	The restrictions were partially achieved in Personal Services from a savings in vacancies. In addition, the restriction was applied to a reduction in spending in Other Current Expenses for election supplies and printing of materials at polling places.
AGS 881	LA	A	1,228,888	\$ 122,888	\$ 1,106,000		90.00%	The SFCA Biennium Grants were cut \$50,000 and SFCA Admin lost most of its operating funds. Further General fund reduction places more reliance on Federal and Special Funds to meet agency operational needs. Federal and Special Funds are restricted to specific types of expenses and in some cases cannot be interchanged for General Fund costs. Three Legislative grants in aid were cut 10% each. Loss of General funds restricts outreach to neighbor islands and service to underserved communities, which is a federal grant priority.
					\$ 1,174,251		90.00%	The Deputy Comptroller's Secretary will have to be eliminated. This position provides private secretarial duties to the Deputy Comptroller. Without this position, the Comptroller and Deputy Comptroller will have to share the remaining Secretary position between them. The restrictions will also affect the audit of agreed upon procedures. We currently have a three year contract for these services and may not be able to retain these services with out the restricted funds.
AGS-901	AA	A	1,304,723	\$ 130,472				
AGS-901	AB	A	724,758	\$ 72,476	\$ 652,282		90.00%	Eliminating almost all of the overtime and one position will result in late vendor payments, errors in payroll submission, and reduced review of procurement compliance for pCard and vendor payments. The pre audit staff needs the overtime to process both payroll and vendor payments as 4 of the 5 staff (80%) have been hired within the last 14 months. With the loss of one position, the preaudit staff will be reduced by 20% to four. As a result, both payroll and vendor processing will be at least 50% slower. Without the overtime and one less position, errors in payroll processing resulting in underpayments (late processing of overtime) or payroll overpayments will increase significantly as the priority will be to submit the payroll so that approximately 800 departmental employees can get paid on time. As overall department staff will be reduced at this level, payroll submission errors will occur and it is estimated that up to 10% or 1400 vendor payments annually will be late and result in interest payments. Currently less than 1% of vendor payments are late. Overtime is required periodically when there are a large amounts of vendor payments to be paid and during the four monthly payroll deadlines.
AGS-901	AC	A	474,262	\$ 47,426	\$ 426,836		90.00%	A 10% reduction will result in a Reduction in Force of one filled position. Because Personal Services make up 98% of our budget, we would have no choice but to eliminate one position representing an 11% reduction in staffing. Additionally, Compensation for overtime will be limited to compensatory time only. Employees will have no option of cash payment for overtime work.
								This reduction would result in the elimination of our lowest priority program, specifically activities in the employment relations area. These activities were established to recognize employee achievement, service and contributions, develop a sense of fellowship and team spirit; provide an avenue for community involvement and contribution; provide feedback to employees, contribute to the efficiency and overall improvement of government services, and most importantly, to contribute positively to employee morale. These eliminated activities would include all Incentive and Services Award Committee (ISAC) activities such as Service and Awards Ceremony, Commitment to Excellence Program; DAGS Public Service Recognition Day, and DAGS Employee Fundraising event; DAGS Employee Christmas



Prog ID	Sub-Org	MOF	Budgeted by Dept	Restriction	Difference Between Budgeted & Restricted	Percent Difference	Impact
							Party & Gift of Sharing; All Departmental sponsored Work Required, Safety and Special Interest Training; Leave Sharing Program; Employee Assistance coordination; management of employee training records; and other similar activities. As a result of previous budget cuts and staff reduction, we have already had to eliminate the DAGS semi-annual blood drive, First Aid Training, and Employee Wellness program.
AGS901	AE	A	\$457,739	\$ 45,774	\$ 411,965	90.00%	The elimination of our employee relations programs will require reassignment of some of these activities to other. The restriction will result in eliminating a filled position. The level of service that our staff provide will be severely negatively impacted.
							Our main function is to maintain the computer application systems for our department. The major systems are the departmental financial system; statewide bond fund system; statewide inventory system; and Public Works Division's project tracking system. The first three systems are legacy mainframe systems that are approximately 40 years old. If there are application problems, the impact on the DAGS programs that use the systems will be as follows: late reconciliation of fiscal accounts; bond fund accounts not being current and up-to-date; unable to record or update Statewide inventory in a timely manner; unable to track current progress on CIP projects. Our other impacted functions include:
							Late to service trouble calls which average 30 a month; slow in setting-up new IT equipment and in updating the departmental website. On the public facing website, information such as Comptroller's Memorandums; Financial Reports; Legislative Reports; Building Code Council Agendas may not be posted in a timely manner.
							On the DAGS internal facing website, information on Procurement policies; Personnel policies; Internally used financial reports may not be posted in a timely manner.
TOTAL			\$ 93,183,179	\$ 8,591,170	\$ 84,592,009		
LTG105	IA	A	\$ 562,683	\$ 20,867	\$ 541,816	96.29%	OIP will not be able to meet payroll in the 4th quarter.
Note: The Office of Information Practices' budget for FY16 is currently included in the Office of Lieutenant Governor.							

Department of Accounting and General Services  
 Emergency Appropriation Requests

Table 8

Prog ID	Description of Request	Explanation of Request	MOF	Pos (P)	Pos (T)	\$\$\$
NONE						

Department of Accounting and General Services  
 Expenditures Exceeding Appropriation Ceilings in FY15 and FY16

Table 9

<u>Prog ID</u>	<u>MOF</u>	<u>Date</u>	<u>Appropriation</u>	<u>Amount Exceeding Appropriation</u>	<u>Percent Exceeded</u>	<u>Reason for Exceeding Ceiling</u>	<u>Legal Authority</u>	<u>Recurring (Y/N)</u>	<u>GF Impact (Y/N)</u>
		NONE							

Department of Accounting and General Services  
 Intradepartmental Transfers in FY15 and FY16

Table 10

<u>Actual or Anticipated</u>			<u>Percent of Program ID</u>				<u>Percent of Receiving</u>			<u>Recurring</u>
<u>Date of Transfer</u>	<u>MOF</u>	<u>Pos (P)</u>	<u>Pos (T)</u>	<u>\$\$\$</u>	<u>From Prog ID</u>	<u>Appropriation Transferred From</u>	<u>To Prog ID</u>	<u>Program ID Appropriation</u>	<u>Reason for Transfer</u>	<u>(Y/N)</u>
		NONE								

Department of Accounting and General Services  
Active Federal Awards as of December 1, 2015

Table 11

<u>State</u> <u>Expending</u> <u>Agency</u>	<u>Program ID</u>	<u>Award</u> <u>Number</u>	<u>CFDA Number</u>	<u>Award</u> <u>Description</u>	<u>Awarding</u> <u>Federal</u> <u>Agency</u>	<u>Award</u> <u>Amount</u>	<u>Award</u> <u>Amount</u> <u>Allocated to</u> <u>the Pgm ID in</u> <u>Column B</u>	<u>State</u> <u>Appropriation</u> <u>Symbol</u>	<u>State Fund</u> <u>Match (If Any)</u>	<u>Contact</u> <u>Name</u>	<u>Contact</u> <u>Phone</u>	<u>Contact</u> <u>Email</u>
<b>Office of Enterprise Technology Services</b>												
DAGS	AGS-130	PRPPR1500 88 01-00	93-511	Grants to Support States in Health Insurance Rate Review- Cycle III	Dept. of Health and Human Services	\$2,877,329	\$2,877,329	S-15-500M	0	Alfred Herrera	586- 1930x547	<a href="mailto:alfred.herrera@hawaii.gov">alfred.herrera@hawaii.gov</a>
DAGS	AGS-130	PRPPR1500 89 01-01	93-512	Grants to Support States in Health Insurance Rate Review- Cycle IV	Dept. of Health and Human Services	\$1,179,000	\$1,179,000	S-15-501M	0	Alfred Herrera	586- 1930x547	<a href="mailto:alfred.herrera@hawaii.gov">alfred.herrera@hawaii.gov</a>
<b>State Foundation on Culture and the Arts</b>												
DAGS	AGS-881	15-6100- 2013	45.025	State Partnership	National Endowment for the Arts (NEA)	\$669,400	\$669,400	S-16-203-M	669,400	Susan Naanos	586-0771	<a href="mailto:susan.naanos@hawaii.gov">susan.naanos@hawaii.gov</a>
DAGS	AGS-881	14-6100- 2031	45.025	State Partnership	National Endowment for the Arts (NEA)	\$660,100	\$660,100	S-15-203-M	660,100	Susan Naanos	586-0771	<a href="mailto:susan.naanos@hawaii.gov">susan.naanos@hawaii.gov</a>
DAGS	AGS-881	13-6100- 2061	45.025	State Partnership	National Endowment for the Arts (NEA)	\$641,900	\$641,900	S-14-203-M	641900	Susan Naanos	586-0771	<a href="mailto:susan.naanos@hawaii.gov">susan.naanos@hawaii.gov</a>

Department of Accounting and General Services  
Non-General Funds

Table 12

Name of Fund	Purpose	Statutory Reference	MOF	Beginning FY16	Estimated FY16	Estimated FY16	Estimated FY16	Estimated FY16	Balance in Excess of Program Needs
				Unencumbered Cash Balance	Estimated FY16 Revenues	Expenditures and Encumbrances	Estimated FY16 Net Transfers	Ending Unencumbered Cash Balance	
Central Services - Custodial Services	The fund is used to recoup operating costs incurred in providing janitorial services and utility consumption expenditures at facilities occupied by the DOT, DCCA, DOH, and PSD	Administratively Created	U	\$ -	\$ 1,699,084	\$ 1,699,084	\$ -	\$ -	\$ -
Surplus Federal Property Revolving Fund	The objective of the program is to reutilize federal and state property declared surplus or excess. The fund is maintained in an amount adequate to defray the costs of procuring, storing, handling, and disposing of surplus property donated to the State under any federal act or State rules making surplus federal and state property available.	Section 103D-1107, HRS	W	\$ 216,238	\$ 1,742,788	\$ 1,742,788		\$ 216,238	
Spectator Events & Shows - Aloha Stadium	The stadium special fund accounts for money collected by the Stadium Authority. The money collected is applied, used and disposed of for the purpose of maintaining, operating, and managing Aloha Stadium.	Section 109-3, HRS	B	\$ 3,152,404	\$ 7,105,500	\$ 7,362,000	\$ (2,500)	\$ 2,893,404	
Motor Vehicle Rental & Personal Car Mileage/CIP	CIP projects are assessed for transportation requirements for projects.	Section 107-1.5, HRS	W	\$ 46,533	\$ 150,000	\$ 105,000		\$ 91,533	
Office Leasing	To receive funds from other departments as reimbursements for office space lease rental payments to landlords, and for any tenant improvement costs for office build-outs, which were not in DAGS' budget.	Administratively Created	U	\$ -	\$ 5,500,000	\$ 5,500,000		\$ -	
Supplies, Services & Equipment for CIP Projects	CIP projects are assessed for supplies, services and equipment expended for CIP projects.	Section 107-1.5, HRS	W	\$ 44,057	\$ 200,000	\$ 215,000		\$ 29,057	
Public Works Accrued Vac/Sick Leave	To manage accrued vacation and sick leave benefit funds for non-general funded staff; to fund accrued vacation credits when an employee leaves or retires; to receive accrued vacation credits for project-funded staff transferring into the program.	Section 107-1.5, HRS	W	\$ 56,131	\$ 695,000	\$ 650,000		\$ 101,131	
Information Management Technology Services	Reimbursement for Enterprise IT applications and services	Administratively Created	U	\$ -	\$ -	\$ -		\$ -	

Department of Accounting and General Services  
Non-General Funds

Table 12

Name of Fund	Purpose	Statutory Reference	MOF	Beginning FY16	Estimated FY16	Estimated FY16	Estimated FY16	Estimated FY16	Balance in Excess of Program Needs
				Unencumbered Cash Balance	Revenues	Expenditures and Encumbrances	Net Transfers	Ending Unencumbered Cash Balance	
Genrl Adm Svcs - Accounting & General Svcs	To receive funds from other divisions within the Department for implementing and providing management advisory services relating to recruitment activities, Return to Work program, employee work performance and conduct issues, and equal employment opportunity. To provide administrative services to the Wireless Enhanced 911 Board if a program administrator is not engaged.	Administratively Created	U	\$ 821	\$ 146,503	\$ 146,503		\$ 821	
Parking Control	Assess and collect parking fees, maintain parking facilities, make rules and regulations to control and restrict parking on lands controlled by the Comptroller, and enforce parking rules and regulations.	Section 107.11, HRS	W	\$ (194,160)	\$ 3,862,364	\$ 3,709,491		\$ (41,287)	
Stadium Manager's Discretionary Fund	The fund authorizes expenditures at the discretion of the stadium manager for promotion and other stadium purposes.	Administratively Created	B	\$ -	\$ -	\$ 2,500	\$ 2,500	\$ -	
Works of Art Special Fund	To integrate art into the built environment.	8.5, HRS	B	\$ 5,312,563	\$ 3,150,000	\$ 4,346,261		\$ 4,116,302	
Motor Pool	Acquire, operate, repair, maintain, store, and dispose of state-owned vehicles assigned to the motor pool.	Section 105-11, HRS	W	\$ 1,449,805	\$ 2,677,926	\$ 3,462,397		\$ 665,334	
State Risk Management Revolving Fund	To fund the program's operating costs and to pay for the cost of the statewide property, excess liability, and crime insurance policies; fund the State's self-insured automobile program; pay informal claims against the State, and fund the payment of property claims within the insurance deductible.	Section 41D-4, HRS	W	\$ 18,709,183	\$ 14,922,147	\$ 14,764,552		\$ 18,866,778	
Information Processing Services	Reimbursement for work performed for Federal and Special funded programs.	Administratively Created	U	\$ 1	\$ 3,312,583	\$ 3,312,584		\$ -	
Land Survey	To hire five (5) contract services positions which would enable the program to address the ongoing backlog.	Administratively Created	U	\$ -	\$ 285,000	\$ 285,000		\$ -	
Central Services - Custodial Services	Fund is used to reimburse the program for utility expenses associated with office/museum area assigned to the State Foundation on Culture and the Arts.	Administratively Established	B	\$ -	\$ 58,744	\$ 58,744		\$ -	
Central Services-Bldg Repairs & Alterations	Fund is used to recoup maintenance and repair costs incurred at the AAFES Building.	Act 134/13	U	\$ -	\$ 100,000	\$ 100,000		\$ -	
School R&M, Neighbor Island Districts	To provide additional unbudgeted services and support for the various public schools on the neighbor islands.	Act 178, 5LH 2005	U	\$ -	\$ 1,500,000	\$ 1,500,000		\$ -	

Department of Accounting and General Services  
Non-General Funds

Table 12

Name of Fund	Purpose	Statutory Reference	MOF	Beginning FY16	Estimated FY16	Estimated FY16	Estimated FY16	Estimated FY16	Balance in Excess of Program Needs
				Unencumbered Cash Balance	Revenues	Expenditures and Encumbrances	Net Transfers	Ending Unencumbered Cash Balance	
Shared Services Technology Special Fund	Implements the information technology recommendations of Auditor's Report No. 09-06, establishes within the Office of the Governor a Chief Information Officer and information technology steering committee to organize, manage, and oversee statewide information technology governance.	SLH Act 200/10	B	\$ 1,425,456	\$ 1,200,000	\$ 1,200,000		\$ 1,425,456	
Access Hawaii Committee	To establish in the state treasury the Access Hawai'i Committee (AHC) special fund, into which shall be deposited \$8,000 per month administrative fees collected by ICSD from Hawaii Information Consortium, LLC for the purpose of supporting the AHC.	Act 101, SLH 2010	B	\$ 305,345	\$ 108,800	\$ 150,528		\$ 263,617	
Enhanced 911 Spl Fnd (Not 5/T)	The purpose of the fund is to account for the collection of the surcharges from the wireless phone users and distribution of the funds to the Public Safety Answering Points (PSAPs) and wireless carriers to upgrade the 911 system to be able to identify and locate wireless 911 callers.	Section 138-3, HRS	B	\$ 9,566,570	\$ 9,300,000	\$ 12,500,000		\$ 6,366,570	
State Archives Preservation LT Access SF	To establish and manage a Digital Archives; to collect, protect, and preserve electronic records of enduring value and keep them accessible in a trustworthy, usable state for the good of the public.	Act 88 (SLH 2013)	B	\$ 521,306	\$ 450,000	\$ 505,920		\$ 465,386	
Employees Sequestered Funds	To accumulate monies garnished from employees' wages and to disburse as ordered by legal documents.	Section 653-11, HRS	T	\$ 63,804	\$ 55,000	\$ 55,000		\$ 63,804	
OHA Ceded Lands Proceeds	Established to record transfer of funds to the Office of Hawaiian Affairs (OHA).	Administratively Created	T	\$ -	\$ 20,855	\$ 20,855		\$ -	
Temporary Deposits - Administrative Services Office	The purpose of this trust fund is to account for the deposits of salary overpayment amounts collected from employees after the employee and the division have reached a mutual agreement regarding the repayment amount.	Administratively Created	T	\$ 11,054	\$ 10,000	\$ 12,000		\$ 9,054	
Temporary Deposits - Automotive Management	Establish and account for gate card deposit fees collected from parking assignees. Deposits are returned to assignees upon cancellation of the parking assignment and the return of the gate card.	Administratively Created	T	\$ 72,770	\$ 15,390	\$ 11,800		\$ 76,360	



Department of Accounting and General Services  
Non-General Funds

Table 12

Name of Fund	Purpose	Statutory Reference	MOF	Beginning FY16		Estimated FY16 Expenditures and Encumbrances	Estimated FY16 Net Transfers	Estimated FY16	Balance in Excess of Program Needs
				Unencumbered Cash Balance	Estimated FY16 Revenues			Ending Unencumbered Cash Balance	
Temporary Deposits - Public Works	To accept bid deposits and deposits for plans and specifications	Section 107-8, HRS	T	\$ 360	\$ -	\$ -		\$ 360	
State Foundation on Culture and the Arts	To support the SFCA in perpetuating culture and the arts in Hawaii. This is an account into which donations and private contributions, donations and Hawaii State Art Museum facility rental income are deposited.	Administratively Created	T	\$ 268,711	\$ 30,000	\$ 40,000		\$ 258,711	
Hawaii Election Campaign Fund	To administer the duties and responsibilities of the Campaign Spending Commission	HRS Section 11-421	T	\$ 1,868,181	\$ 190,037	\$ 638,048		\$ 1,420,170	
Stadium Authority's Account (Not in S/T)	This fund accounts for receipts from the sale of admission tickets for events held at Aloha Stadium, including any money deposited with the Authority by users to assure the payment of charges.	Section 109-6, HRS	T	\$ 299,719	\$ 2,100,000	\$ 2,100,000		\$ 299,719	
Payroll Clearance Public Works	Agency account which was established to facilitate processing of payroll for project-funded staff on a timely basis.	Administratively Created	T	\$ -	\$ 7,405,000	\$ 7,405,000		\$ -	
Captain Cook Memorial Fund	To acquire originals or facsimiles of books, pamphlets, documents, or other articles of historical value relating to the life of Captain James Cook or connected with the history, discovery, and exploration of the Hawaiian Islands. To publish books, documents, or pamphlets relating to above.	Section 6E-33, HRS	T	\$ 3,850	\$ -	\$ -		\$ 3,850	
Central Payroll Clearance	This trust account serves as a clearing account to facilitate the processing, disbursement and reconciliation of the State's payroll.	Administratively Created	T	\$ (139,527)	\$ 3,700,139,527	\$ 3,700,000,000		\$ -	
Kamehameha Day Celebration-Donation/Gift	Kamehameha I through culturally appropriate, culturally-relevant celebrations that are coordinated throughout various venues statewide.	Section 8-5, HRS	T	\$ -	\$ -	\$ 57,874	\$ 57,874	\$ -	
Temporary Deposits - Stadium Authority	This fund was established to temporarily hold scoreboard advertising receipts that will be subsequently distributed to the proper appropriation accounts.	Administratively Created	T	\$ 1,320,000	\$ 180,000	\$ 180,000		\$ 1,320,000	
Nonpresentation of Warrants & Checks T/FD	This trust fund was established to pay claims on checks that were not presented for payment within the statutorily prescribed time. The balance at year-end is used to pay claims received in the subsequent year.	Section 40-68, HRS	T	\$ 500,000	\$ 400,000	\$ 400,000		\$ 500,000	

Department of Accounting and General Services  
Non-General Funds

Table 12

<u>Name of Fund</u>	<u>Purpose</u>	<u>Statutory Reference</u>	<u>MOF</u>	<u>Beginning FY16 Unencumbered Cash Balance</u>	<u>Estimated FY16 Revenues</u>	<u>Estimated FY16 Expenditures and Encumbrances</u>	<u>Estimated FY16 Net Transfers</u>	<u>Estimated FY16 Ending Unencumbered Cash Balance</u>	<u>Balance in Excess of Program Needs</u>
University of Hawaii Ticket Receipts	This fund was established to account for ticket receipts collected for events held at University of Hawaii facilities.	Administratively Created	T	\$ -	\$ 200	\$ 200		\$ -	
Donations for Voter Registration Drive	This fund was established in 1984 and managed by the Office of the Lieutenant Governor. At the time, the Lieutenant Governor served as the chief election officer. Since the lieutenant governor no longer serves as the chief election officer, the Office of Elections now manages the account. The funds are used for a voter registration campaign, educational programs, and the voter slogan contest.	Act 301, SLH 1983, Section 100	T	\$ 153	\$ -	\$ -		\$ 153	
Kamehameha Day Celebration-Donation/Gift	To commemorate the legacy of King Kamehameha I through culturally-appropriate, culturally-relevant celebrations that are coordinated throughout various venues statewide.	Section 8-5, HRS	T	\$ 21,604	\$ 200,510	\$ 100,000	\$ (57,874)	\$ 64,240	
Information Technology Trust Fund	Salary for two project manager positions within the Office of Information Management and Technology to assist in the implementation of the State Business and Information Technology/Information Resource Management Transformation plan.	Administratively Created	T	\$ 125,287	\$ 35,257	\$ 160,544		\$ -	
Washington Place Trust Fund	The purpose of this trust fund is to receive and account for proceeds from the use of Washington Place.	Act 113, SLH 2013	T	\$ 3,745	\$ 2,000	\$ -		\$ 5,745	

Department of Accounting and General Services  
Vacancy Report as of November 30, 2015

Table 13

Prog ID	Sub-Org	Date of Vacancy	Expected Fill Date	Position Number	Position Title	Exempt (Y/N)	SR Level	BU Code	Perm Temp (P/T)	FTE	MOF	Budgeted	Actual Salary	Authority	Occupied	# of 89 Hire Appts	Describe if Filled by other Means	Priority # to Retain
												Amount	Last Paid	to Hire (Y/N)	by 89 Day Hire (Y/N)			
AGS104	BA	9/1/2015	7/1/2016	3538	Audit Administrator	N	EM-08	35	P	1.00	A	\$ 117,042	\$ 114,468	Y	N	NA	TA	1
AGS233	FK	12/31/12	02/15/16	12945	Central Services Administrator	N	EM08	35	P	1.00	A	\$ 122,472	\$ 122,472	N	N	0		1
AGS103	CC	11/2/2015	1/1/2016	120982	Accountant VI	N	26	23	P	1.00	A	\$ 74,310	\$ 73,032	Y	N	N		1
AGS103	CC	11/2/2015	1/1/2016	022959	Accountant V	N	24	13	P	1.00	A	\$ 77,292	\$ 75,960	Y	N	N	TA	2
AGS102	CB	9/16/2015	ASAP	15605	Pre-Audit Clerk II	N	13	3	P	1.00	A	\$ 41,064	\$ 42,684	Y	Y	1		1
AGS102	CB	8/4/2015	ASAP	28819	Pre-Audit Clerk II	N	13	3	P	1.00	A	\$ 48,024	\$ 49,968	Y	Y	1		2
AGS101	CA	2/24/2015	ASAP	36407	Accountant IV	N	22	13	P	1.00	A	\$ 50,172	\$ 49,308	Y	N	0		1
AGS130	EG	11/1/2014	12/1/2015	121194	OIMT Executive Assistant	Y	SRNA	73	P	1.00	A	\$ 66,144	\$ 75,000	Y	N	0		1
AGS130	EG	12/1/2015	12/1/2015	120432	Technical Analyst	Y	SRNA	73	P	1.00	B	\$ 80,004	\$ 84,996	Y	N	0		2
AGS130	EG	7/1/2013	12/20/2016	120864	Help Desk Specialist	Y	SRNA	73	T	1.00	A	\$ 60,012	\$ 60,008	Y	N	0		3
AGS130	EG	7/1/2015	1/1/2016	120953	Senior Systems Engineer - Microsoft	Y	SRNA	73	P	1.00	A	\$ 95,004	\$ 95,004	Y	N	0		4
AGS130	EG	3/6/2014	12/30/2015	121189	Help Desk Specialist	Y	SRNA	63	P	1.00	A	\$ 32,424	n/a	Y	N	0		5
AGS130	EG	4/10/2014	1/1/2016	121248	Web Developer	Y	SRNA	73	P	1.00	A	\$ 52,910	\$ 52,000	Y	N	0		6
AGS130	EG	n/a	1/13/2016	121428	OIMT Account Clerk	Y	SRNA	63	P	1.00	A	\$ 31,212	n/a	N	N	0		7
AGS130	EG	n/a	1/1/2016	121434	OIMT Contract & Proc Specialist	Y	SRNA	73	P	1.00	A	\$ 51,312	\$ 73,424	Y	N	0		8
AGS130	EG	n/a	2/1/2016	121801	Accountant IV	Y	SRNA	73	P	1.00	A	\$ 45,576	n/a	Y	N	0		9
AGS130	EG	7/1/2013	2/1/2016	120865	Network Administrator	Y	SRNA	73	T	1.00	A	\$ 65,004	\$ 60,008	Y	Y	1		10
AGS130	EG	n/a	1/1/2016	121191	Data Center Manager	Y	SRNA	73	P	1.00	A	\$ 104,000	n/a	N	N	0	TA	11
AGS130	EG	6/16/2015	2/1/2016	120431	Senior IT Security Manager	Y	SRNA	73	P	1.00	B	\$ 110,244	\$ 90,000	Y	Y	1		12
AGS130	EG	11/1/2014	1/1/2016	121029	IT Storage Engineer	Y	SRNA	73	P	1.00	A	\$ 84,996	\$ 105,997	Y	Y	1		13
AGS130	EG	n/a	2/1/2016	121439	OIMT Contracting Assistant	Y	SRNA	63	P	1.00	A	\$ 33,756	n/a	Y	N	0		14
AGS130	EG	n/a	2/1/2016	94039M	Program Budget Analyst IV	Y	SRNA	73	P	1.00	A	\$ 45,576	n/a	N	N	0		15
AGS131	ED	10/31/2013	2/1/2016	11492	Information Technology Manager	N	EM05	35	P	1.00	A	\$ 79,620	\$ 77,868	N	N	0	TA	1
AGS131	ED	12/30/2013	2/1/2016	23496	Information Technology Spclt V	N	24	13	P	1.00	A	\$ 80,376	\$ 78,996	Y	Y	2		2
AGS131	EB	10/17/2014	2/1/2016	39813	Information Technology Spclt VI	N	26	13	P	1.00	A	\$ 68,694	\$ 67,512	N	N	0	Detail Assignment	3
AGS131	ED	3/31/2015	2/1/2016	39553	Information Technology Spclt V	N	24	13	P	1.00	A	\$ 63,516	\$ 62,424	Y	N	0		4
AGS131	EF	2/2/2015	2/1/2016	43026	Information Technology Mgr	N	26	35	P	1.00	A	\$ 86,100	\$ 84,204	N	Y	2		5
AGS131	EF	3/1/2015	2/1/2016	34056	Radio Engineer	N	26	13	P	1.00	A	\$ 86,910	\$ 85,416	N	N	0	TA	6
AGS131	EE	12/31/2014	2/1/2016	23171	Information Technology Manager	N	EM05	35	P	1.00	A	\$ 110,052	\$ 107,628	Y	N	0		7
AGS131	EC	1/2/2014	2/1/2016	45428	Information Technology Spclt IV	N	22	13	P	1.00	A	\$ 50,172	\$ 49,308	Y	N	0		8
AGS131	EC	1/1/2014	2/1/2016	45591	Information Technology Spclt IV	N	22	13	P	1.00	A	\$ 71,418	\$ 70,188	Y	Y	1		9
AGS131	EC	10/21/2015	2/1/2016	120508	Office Assistant IV	N	10	3	P	1.00	A	\$ 33,720	\$ 35,112	Y	N	0		10
AGS131	EE	12/31/2014	2/1/2016	23159	Information Technology Spclt VI	N	26	13	P	1.00	A	\$ 86,910	\$ 85,416	N	Y	2		11
AGS131	EE	7/1/2014	2/1/2016	44455	Information Technology Spclt VI	N	26	23	P	1.00	A	\$ 80,376	\$ 78,996	Y	N	0		12
AGS-901	AE	6/16/2015	1/30/2016	41324	Secretary I	N	12	63	P	1.00	A	\$ 36,468	\$ 36,468	N	N	0		1
AGS901	AC	11/30/2015	12/1/2015	30852	Personnel Management V	N	24	73	P	1.00	A	\$ 66,054	\$ 64,920	Y	N	0		1
AGS221	IA	9/16/2015	12/1/2015	111850**	Engineer (Buildings) VI	N	28K	23	P	1.00	C		\$ 88,848	Y	N	0		1
AGS221	IA	8/18/2014	12/1/2015	38711**	Architect V /Engineer (Bldgs) V	N	26D	13	P	1.00	C		\$ 60,012	Y	N	0		2
AGS221	IA	4/1/2015	12/1/2015	38710**	Architect V	N	26H	13	P	1.00	C		\$ 70,188	Y	N	0		3
AGS221	IA	5/18/2015	12/1/2015	17006**	Engineer (Buildings) V	N	26K	13	P	1.00	C		\$ 78,996	Y	N	0		4
AGS221	IA	8/17/2015	12/1/2015	17020**	Engineer (Buildings) IV / V	N	26H	13	P	1.00	C		\$ 70,188	Y	N	0		5
AGS221	IA	1/1/2007	7/1/2016	16870**	Building Constr. Inspector II	N	19A	3	P	1.00	C		\$ 54,012	Y	N	0		6
AGS111	DA	01/24/14	07/01/16	42719	Archivist IV	N	22	13	P	1.00	A	\$ 44,580	\$ 43,812	Y	N	3		2
AGS111	DA	07/31/15	03/01/16	8890	Archivist V	N	24	13	P	1.00	A	\$ 80,376	\$ 78,996	Y	N	0	TA	1
AGS111	DA	12/22/14	02/01/16	120675	Info. Tech Spec. V	N	24	13	P	1.00	B	\$ 67,500	\$ 62,424	Y	N	2		1
AGS211	HA	3/3/2014	ASAP	2746	Land Boundary Surveyor V	N	26	23	P	1.00	A	\$ 41,256	\$ 64,920	Y	Y	2		1
AGS233	FK	06/16/15	12/16/15	2650	Carpenter I	N	BC09	1	P	1.00	A	\$ 49,182	\$ 48,216	Y	N	0		2
AGS231	FA	06/08/15	12/16/15	2520	Janitor II	N	BC02	1	P	1.00	A	\$ 36,687	\$ 35,964	Y	N	0		3
AGS231	FA	06/02/14	01/15/16	22557	Janitor II	N	BC02	1	P	1.00	A	\$ 36,687	\$ 34,560	Y	N	0		4
AGS231	FA	05/27/15	01/15/16	28789	Janitor II	N	BC02	1	P	1.00	A	\$ 36,687	\$ 35,964	Y	Y	2		5
AGS231	FW	08/01/15	01/15/16	100578	Curator of Washington Place	Y	NA	73	T	1.00	A	\$ 58,380	\$ 58,380	N	N	0		6
AGS231	FA	10/10/15	02/15/16	17060	Management Analyst II	N	20	13	P	1.00	A	\$ 41,256	\$ 40,548	Y	N	0		7

Department of Accounting and General Services  
Vacancy Report as of November 30, 2015

Table 13

Prog ID	Sub-Org	Date of Vacancy	Expected Fill Date	Position Number	Position Title	Exempt (Y/N)	SR Level	BU Code	Perm Temp (P/T)	FTE	MOF	Budgeted Amount	Actual Salary Last Paid	Authority	Occupied	# of 89 Hire Appts	Describe if Filled by other Means	Priority # to Retain
														to Hire (Y/N)	by 89 Day Hire (Y/N)			
AGS807	FP	2/26/2015	asap	121629	Engineer (Civil) V	N	26	13	P	1.00	A	\$ 58,728	\$ -	Y	N	0		1
AGS807	FP	7/1/2012	asap	120631	Plumber I	N	BC-10	1	P	1.00	A	\$ 51,054	\$ -	Y	N	0		2
AGS807	FP	2/1/2016	2/1/2016	21140	Electrician II	N	WS-10	1	P	1.00	A	\$ 54,066	\$ 54,060	Y	N	0		3
AGS-807	FP	12/31/2014	1/4/2016	21134	Carpenter I	N	BC-09	1	P	1.00	A	\$ 49,182	\$ 47,268	Y	N	0		4
AGS-807	FP	9/5/2015	asap	21170	Carpenter I	N	BC-09	1	P	1.00	A	\$ 49,182	\$ 48,216	Y	N	0		5
AGS-807	FP	10/1/2014	12/16/2015	21150	Painter I	N	BC-09	1	P	1.00	A	\$ 49,182	\$ 46,344	Y	N	0		6
AGS-807	FQ	4/1/2013	2/1/2016	21408	Plumber I	N	BC-10	1	P	1.00	A	\$ 51,054	\$ 46,236	Y	N	0		1
AGS-807	FQ	10/31/2015	12/16/2015	21400	Bld. Maint. Dist. Sup.	N	F3-10	2	P	1.00	A	\$ 67,068	\$ 68,616	Y	N	0		2
AGS240	JA	7/8/2014	12/1/2015	15016	Purchasing Specialist III	N	20	13	P	1.00	A	\$ 50,172	\$ 49,308	Y	N	0		1
AGS240	JA	11/3/2014	2016	120848	Purchasing Specialist IV	N	22	13	P	1.00	A	\$ 52,200	\$ 51,300	Y	N	0		2
AGS240	JA	4/16/2014	2016	120824	Purchasing Specialist III	N	20	13	P	1.00	A	\$ 41,256	\$ 40,548	Y	N	0		3
AGS240	JA	1/7/2015	2016	33366	Purchasing Specialist III	N	20	13	P	1.00	A	\$ 50,172	\$ 49,308	Y	N	0		4
AGS240	JA	6/1/2015	2016	46181	Office Assistant IV	N	10	3	P	1.00	A	\$ 29,988	\$ 29,988	Y	N	0		5
AGS252	GB	10/5/2015	12/1/2015	21369	Parking & Security Officer II	N	10	03	P	1.00	W	\$ 29,988	\$ 29,988	Y	N	0		1
AGS252	GB	6/5/2015	12/1/2015	19374	Parking & Security Officer II	N	10	03	P	1.00	W	\$ 41,064	\$ 41,064	Y	N	0		2
AGS252	GB	11/1/2015	12/1/2015	19373	Parking & Security Officer II	N	10	3	P	1.00	W	\$ 37,980	\$ 39,492	Y	N	0		3
AGS879	OA	6/5/2015	ASAP	101160	Election Specialist (ESS)	Y	SRNA	63	P	1.00	A	\$ 31,152	\$ 27,048	Y	N	0		1
AGS879	OA	5/29/2015	1/4/2016	106053	Election Specialist POPS	Y	SRNA	63	P	0.50	A	\$ 12,978	\$ 12,978	Y	N	0		2
AGS879	OA	5/29/2015	1/4/2016	106053	Election Specialist POPS	Y	SRNA	63	P	0.50	N	\$ 12,978	\$ 12,978	Y	N	0		3
AGS879	OA	6/8/2015	ASAP	100204	Election Specialist VS	Y	SRNA	63	P	1.00	A	\$ 47,316	\$ 47,316	Y	N	0		4
AGS879	OA	1/1/2015	2/1/2016	101161	Election Specialist BOPS	Y	SRNA	63	T	0.50	A	\$ -	\$ 14,604	Y	N	0		5
AGS879	OA	1/1/2015	ASAP	101885	Election Specialist CCOPS	Y	SRNA	63	T	0.50	A	\$ -	\$ 14,604	Y	N	0		6
AGS879	OA	1/1/2015	2/1/2016	101882	Elections Assistant (POPS)	Y	SRNA	63	T	0.50	A	\$ -	\$ 25,956	Y	N	0		7
AGS879	OA	1/1/2015	2/1/2016	101884	Elections Assistant (POPS)	Y	SRNA	63	T	0.50	A	\$ -	\$ 25,956	Y	N	0		8
AGS879	OA	11/7/2014	2/1/2016	101164	Election Clerk	Y	SRNA	63	T	0.50	A	\$ -	\$ 19,968	Y	N	0		9
AGS879	OA	11/7/2014	6/1/2016	105761	Election Logistics Worker	Y	SRNA	61	T	0.42	A	\$ -	\$ 9,600	Y	N	0		10
AGS879	OA	12/1/2014	3/1/2016	105925	Election Clerk	Y	SRNA	63	T	0.50	A	\$ -	\$ 19,968	Y	N	0		11
AGS879	OA	11/7/2014	6/1/2016	105763	Election Logistics Worker	Y	SRNA	61	T	0.42	A	\$ -	\$ 9,600	Y	N	0		12
AGS879	OA	12/1/2014	4/1/2016	105928	Election Clerk	Y	SRNA	63	T	0.21	A	\$ -	\$ 11,648	Y	N	0		13
AGS879	OA	11/14/2014	5/15/2016	105929	Hotline Operator	Y	SRNA	63	T	0.21	A	\$ -	\$ 9,984	Y	N	0		14
AGS879	OA	11/14/2014	5/15/2016	105933	Hotline Operator	Y	SRNA	63	T	0.21	A	\$ -	\$ 9,600	Y	N	0		15
AGS879	OA	11/20/2006		106236	Hotline Operator	Y	SRNA	63	T	0.21	A	\$ -		Y	N	0	Combined with	16
AGS879	OA	11/16/2006		101887	Hotline Operator	Y	SRNA	63	T	0.21	A	\$ -		Y	N	0	#105933 to	17
AGS879	OA	12/1/2014	5/1/2016	105932	Election Clerk	Y	SRNA	63	T	0.21	A	\$ -	\$ 9,984	Y	N	0		18
AGS879	OA	11/7/2014	6/1/2016	105764	Election Logistics Worker	Y	SRNA	61	T	0.21	A	\$ -	\$ 9,600	Y	N	0		19
AGS879	OA	11/7/2014	6/1/2016	105765	Election Logistics Worker	Y	SRNA	61	T	0.21	A	\$ -	\$ 9,600	Y	N	0		20
AGS879	OA	12/15/2006		105760	Election Clerk	Y	SRNA	63	T	0.21	A	\$ -		Y	N	0		21
AGS891	PA	7/1/2015	1/1/2016	121793	Administrative Services Assist	N	22	13	T	1.00	B	\$ 60,000	na	Y	Y	1		1
AGS889	MA	1/28/2014	2/1/2016	27942	Asst. Stad. Events Manager	N	24	13	P	1.00	B	\$ 54,300	\$ 53,364	Y	N	0	TA	1
AGS889	MA	9/16/2015	1/1/2016	27938	Secretary I	N	12	3	P	1.00	B	\$ 32,460	\$ 33,720	Y	N	0		2
AGS889	MA	09/01/14	2/1/2016	48145	Painter I	N	BC-09	1	P	1.00	B	\$ 49,182	\$ 46,344	N	N	0		3
AGS889	MA	9/1/2015	2/1/2016	27962	Stad Layout & Maint Helper	N	BC-05	1	P	1.00	B	\$ 40,815	\$ 40,008	N	N	0		4
AGS889	MA	6/30/2011	pending	27957	Welder I	N	BC-10	1	P	1.00	B	\$ 51,054	\$ 46,236	Y	N	0		5
AGS889	MA	7/1/2005	pending	107518E	Stadium Swap Meet & Traffic Coord.	Y	NA	4	T	1.00	B	\$ 32,760	\$ 32,760	N	N	0		6
AGS 881	LA	5/1/2014	5/1/2016	52290	Arts Program Specialist III	N	20	13	P	1.00	B	\$ 58,720	\$ 57,720	Y	Y	4	TA	1
AGS244	JC	3/1/2011	2016	10428	Heavy Truck Driver	N	BC-07	1	P	1.00	W	\$ 44,142	\$ 39,972	Y	N	0		1
AGS244	JC	12/31/2010	2016	10486	Account Clerk III	N	11	3	P	1.00	W	\$ 28,836	\$ 42,684	Y	N	0		2

\*\*CIP positions are budgeted as a lump sum

Department of Accounting and General Services  
Personnel Separations from July 1, 2014 to November 30, 2015

Table 14

Prog ID	Sub-Org	Separation Date	Position Number	Position Title	Exempt (Y/N)	SR Level	BU Code	T/P	MOF	Budgeted FTE	Budgeted Salary	Actual FTE	Actual Salary
AGS130	EG	7/3/2014	120430	SENIOR COMMUNICATIONS MANAGER	Y	SRNA	73	Perm	B	1.00	73,500	1.00	35.30/HR
AGS231	FA	7/3/2014	121167	JANITOR II	Y	BC02	61	Vicing	A			1.00	16.62/HR
AGS240	JA	7/7/2014	015016	PURCHASING SPCLT III	N	SR20F	13	Perm	A	1.00	42,132	1.00	49,308
AGS881	LA	7/7/2014	052287	Arts Program Specialist II	N	SR18	73	Perm	B	1.00	42,132	1.00	19.49/hr
AGS130	EG	7/11/2014	120864	GIS WEB APPLICATION DEVELOPER	Y	SR22	73	Temp	A	1.00	60,000	1.00	28.85/hr
AGS130	EG	7/11/2014	121248	OIMT PERSONNEL MGMT SPECIALIST	Y	SRNA	73	Perm	A	1.00	51,312	1.00	25.00/HR
AGS889	MA	7/11/2014	121149	STADIUM SECURITY OFFICER	Y	SR21	84	Vicing	B			1.00	21.34/HR
AGS879	OA	7/14/2014	105932	ELECTION CLERK	Y	SRNA	63	Temp	A	0.50	10,512	1.00	1,664
AGS221	IA	7/15/2014	017223**	ACCOUNT CLERK III	N	SR11B	3	Perm	C			1.00	31,236
AGS232	FE	7/15/2014	110527	GROUNDKEEPER I	N	BC02	61	Perm	A	1.00	33,228	1.00	16.62/HR
AGS130	EG	7/25/2014	120971	SENIOR PROJECT MANAGER	Y	SRNA	73	Perm	A	1.00	75,000	1.00	65,000
AGS879	OA	7/25/2014	101885	ELECTION SPECIALIST (CCOP)	Y	SRNA	63	Temp	A	0.50	13,140	1.00	2,434
AGS889	MA	7/28/2014	027943	SCOREBOARD SUPERVISOR	N	SR17	84	Perm	A	0.50	36,516	0.50	18.26/HR
AGS130	EG	7/31/2014	120429	SENIOR IT PROJECT MANAGER	Y	SRNA	73	Perm	B	1.00	110,244	1.00	78,000
AGS211	HA	8/1/2014	002758	OFFICE ASSISTANT III	N	SR08	63	Perm	A	1.00	30,036	1.00	12.34/hr
AGS889	MA	8/8/2014	027944	ENGINEER VI	N	SR28	93	Perm	B	1.00	62,424	1.00	31.21/HR
AGS231	FA	8/11/2014	018991	JANITOR II	N	BC02A	1	Perm	A	1.00	33,228	1.00	34,560
AGS111	DA	8/14/2014	042719	ARCHIVIST III	N	SR20	73	Perm	A	1.00	45,576	1.00	21.06/hr
AGS901	AB	8/14/2014	006430	PRE AUDIT CLERK I	N	SR11	63	Perm	A	1.00	36,516	1.00	14.42/HR
AGS221	IA	8/17/2014	038711**	ARCHITECT V	N	SR26D	13	Perm	C			1.00	60,012
AGS879	OA	8/22/2014	101164	ELECTION CLERK	Y	SRNA	63	Temp	A	0.50	10,400	1.00	9.60/hr
AGS111	DA	8/23/2014	042719	ARCHIVIST III	N	SR20	73	Perm	A	1.00	45,576	1.00	21.06/hr
AGS879	OA	8/25/2014	105925	ELECTION CLERK	Y	SRNA	63	Temp	A	0.50	9,984	1.00	9.60/hr
AGS111	DA	8/27/2014	012953	OFFICE ASSISTANT III	N	SR08A	3	Perm	A	1.00	25,668	1.00	2,225
AGS211	HA	8/28/2014	002758	OFFICE ASSISTANT III	N	SR08	63	Perm	A	1.00	30,036	1.00	12.34/hr
AGS240	JA	8/29/2014	120808	PURCHASING SPCLT IV	N	SR22	93	Perm	A	1.00	32,319	1.00	22.79/HR
AGS889	MA	8/31/2014	048145	PAINTER I	N	BC09A	1	Perm	B	1.00	44,544	1.00	3,862
AGS901	AB	9/18/2014	121388	PRE AUDIT CLERK I	N	SR11	63	Vicing	A			1.00	14.42/HR
AGS879	OA	9/19/2014	101160	ELECTION SPECIALIST (ESS)		SRNA	63	Perm	A	1.00	29,952	1.00	2,596
AGS111	DA	9/25/2014	120820*	DIGITAL ARCHIVES SPECIALIST	Y	SRNA	73	Temp	A			1.00	18.00/HR
AGS111	DA	9/26/2014	120821*	DIGITAL ARCHIVES SPECIALIST	Y	SRNA	73	Temp	A			1.00	18.00/HR
AGS211	HA	9/26/2014	002746	LAND BOUNDARY SURVEYOR I	N	SR18	73	Perm	A	1.00	64,920	1.00	19.49/HR
AGS130	EG	9/30/2014	120430	SENIOR COMMUNICATIONS MANAGER	Y	SRNA	73	Perm	B	1.00	73,500	1.00	35.30/HR
AGS231	FA	9/30/2014	012619	JANITOR II	N	BC02A	1	Perm	A	1.00	33,228	1.00	34,560
AGS807	FP	9/30/2014	021146	PAINTER II	N	WS09A	1	Perm	A	1.00	47,268	1.00	49,176
AGS901	AB	9/30/2014	017220	PRE AUDIT CLERK III	N	SR15M	4	Perm	A	1.00	51,936	1.00	56,172
AGS111	DA	10/3/2014	120818*	DIGITAL ARCHIVES SPECIALIST	Y	SRNA	73	Temp	A			1.00	18.00/HR
AGS231	FA	10/3/2014	121167	JANITOR II	Y	BC02	61	Vicing	A			1.00	16.95/HR
AGS881	LA	10/3/2014	052287	Arts Program Specialist II	N	SR18	73	Perm	B	1.00	42,132	1.00	19.49/hr

Department of Accounting and General Services  
Personnel Separations from July 1, 2014 to November 30, 2015

Table 14

Prog ID	Sub-Org	Separation Date	Position Number	Position Title	Exempt (Y/N)	SR Level	BU Code	T/P	MOF	Budgeted FTE	Budgeted Salary	Actual FTE	Actual Salary
AGS130	EG	10/10/2014	120864	GIS WEB APPLICATION DEVELOPER	Y	SRNA	73	Temp	A	1.00	60,000	1.00	28.85/hr
AGS130	EG	10/10/2014	121248	OIMT PERSONNEL MGMT SPECIALIST	Y	SRNA	73	Perm	A	1.00	51,312	1.00	25.00/HR
AGS889	MA	10/10/2014	121149	STADIUM SECURITY OFFICER	Y	SR21	84	Vicing	B			1.00	21.34/HR
AGS131	EB	10/17/2014	039813	INFORMATION TECHNOL SPCLT VI	N	SR26G	13	Perm	A	1.00	62,424	1.00	67,512
AGS901	AA	10/21/2014	100017	PRIVATE SECRETARY II	Y	SR22H	63	Perm	A	1.00	56,172	1.00	60,780
AGS889	MA	10/24/2014	027943	SCOREBOARD SUPERVISOR	N	SR17	84	Perm	A	0.50	36,516	0.50	18.26/HR
AGS901	AB	10/24/2014	043787	PRE AUDIT CLERK I	N	SR11C	3	Perm	A	1.00	30,036	1.00	32,460
AGS130	EG	10/31/2014	120432	SENIOR IT SYSTEMS ANALYST	Y	SRNA	73	Perm	B	1.00	110,244	1.00	80,004
AGS130	EG	10/31/2014	120865	GIS DATA BASE ADMINISTRATOR	Y	SRNA	73	Temp	A	1.00	65,000	1.00	65,004
AGS130	EG	10/31/2014	120946	SENIOR PROJECT MANAGER	Y	SRNA	73	Perm	A	1.00	75,000	1.00	72,996
AGS130	EG	10/31/2014	120947	OIMT ADMINISTRATIVE ASSISTANT	Y	SRNA	63	Perm	A	1.00	57,000	1.00	53,040
AGS130	EG	10/31/2014	120971	SENIOR PROJECT MANAGER	Y	SRNA	73	Perm	B	1.00	75,000	1.00	78,000
AGS130	EG	10/31/2014	121029	SENIOR RECORDS MANAGER	Y	SRNA	73	Perm	A	1.00	89,000	1.00	84,996
AGS130	EG	10/31/2014	121040	OIMT OFFICE ASSISTANT	Y	SRNA	63	Perm	A	1.00	27,756	1.00	36,000
AGS130	EG	10/31/2014	121042	SENIOR PROJECT MANAGER	Y	SRNA	73	Perm	A	1.00	75,000	1.00	75,000
AGS130	EG	10/31/2014	121190	SENIOR PROJECT MANAGER	Y	SRNA	73	Perm	A	1.00	75,000	1.00	72,996
AGS130	EG	10/31/2014	121193	SENIOR PROJECT MANAGER	Y	SRNA	73	Perm	A	1.00	75,000	1.00	72,996
AGS130	EG	10/31/2014	121194	SENIOR PROJECT MANAGER	Y	SRNA	73	Perm	A	1.00	75,000	1.00	65,004
AGS240	JA	10/31/2014	120824	PURCHASING SPCLT III	N	SR20	73	Perm	A	1.00	29,877	1.00	21.06/HR
AGS879	OA	10/31/2014	105933	HOTLINE OPERATOR	Y	SRNA	63	Temp	A	0.21	9,600	1.00	1,600
AGS240	JA	11/2/2014	120848	PURCHASING SPCLT IV	N	SR22E	13	Perm	A	1.00	25,546	1.00	51,300
AGS879	OA	11/6/2014	105763	ELECTION LOGISTICS WORKER	Y	SRNA	61	Temp	A	0.42	8,064	1.00	1,600
AGS879	OA	11/6/2014	105765	ELECTION LOGISTICS WORKER	Y	SRNA	61	Temp	A	0.42	8,000	1.00	1,632
AGS130	EG	11/14/2014	120864	GIS WEB APPLICATION DEVELOPER	Y	SRNA	73	Temp	A	1.00	60,000	1.00	28.85/hr
AGS881	LA	11/14/2014	052287	Arts Program Specialist II	N	SR18	73	Perm	B	1.00	42,132	1.00	19.49/hr
AGS881	LA	11/18/2014	121288	ARTS PROGRAM SPECIALIST III	Y	SR20	73	Vicing	B			1.00	21.06/HR
AGS879	OA	11/21/2014	101164	ELECTION CLERK	Y	SRNA	63	Temp	A	0.50	10,400	1.00	9.60/hr
AGS879	OA	11/21/2014	105925	ELECTION CLERK	Y	SRNA	63	Temp	A	0.50	9,984	1.00	9.60/hr
AGS221	IA	11/22/2014	010610**	ENGINEER V	N	SR26D	23	Perm	C			1.00	60,012
AGS231	FA	11/24/2014	018991	JANITOR II	N	BC02A	1	Perm	A	1.00	33,228	1.00	35,256
AGS231	FA	11/28/2014	120442	JANITOR II	Y	BC02A	1	Vicing	A			1.00	35,256
AGS240	JA	11/28/2014	120808	PURCHASING SPCLT IV	N	SR22	93	Perm	A	1.00	32,319	1.00	22.79/HR
AGS131	EC	11/30/2014	023562	DATA ENTRY OPERATOR I	N	SR08F	3	Perm	A	1.00	30,036	1.00	32,460
AGS879	OA	11/30/2014	105929	HOTLINE OPERATOR	Y	SRNA	63	Temp	A	0.21	4,244	1.00	1,664
AGS901	AA	11/30/2014	100012	PRIVATE SECRETARY III	Y	SR24G	63	Perm	A	1.00	58,440	1.00	63,168
AGS901	AA	11/30/2014	100123	COMPTRROLLER	Y	SRNA	0	Perm	A	1.00	108,972	1.00	136,212
AGS901	AA	11/30/2014	100124	DEPUTY COMPTRROLLER	Y	SRNA	0	Perm	A	1.00	59,346	1.00	121,908
AGS231	FW	12/1/2014	100091	HOUSEKEEPER	Y	SRNA	61	Perm	A	1.00	33,528	1.00	35,580
AGS879	OA	12/5/2014	101161	ELECTION SPEIALIST (BOPS)	Y	SRNA	63	Temp	A	0.50	13,140	1.00	2,434

Department of Accounting and General Services  
Personnel Separations from July 1, 2014 to November 30, 2015

Table 14

Prog ID	Sub-Org	Separation Date	Position Number	Position Title	Exempt (Y/N)	SR Level	BU Code	T/P	MOF	Budgeted FTE	Budgeted Salary	Actual FTE	Actual Salary
AGS221	IA	12/12/2014	017050**	BUILDING CONST INSPECTOR II	N	SR19B	3	Perm	C			1.00	42,684
AGS231	FA	12/19/2014	017060	MANAGEMENT ANALYST II	N	SR18C	13	Perm	A	1.00	57,708	1.00	40,548
AGS111	DA	12/22/2014	120675	SYSTEMS DEVELOPER	Y	SRNA	13	Perm	A	1.00	67,500	1.00	62,424
AGS111	DA	12/26/2014	120821*	DIGITAL ARCHIVES SPECIALIST	Y	SRNA	73	Temp	B			1.00	18.00/HR
AGS211	HA	12/26/2014	002758	OFFICE ASSISTANT III	N	SR08	63	Perm	A	1.00	30,036	1.00	12.84/HR
AGS231	FA	12/26/2014	121311	JANITOR II	Y	BC02	61	Vicing	A			1.00	16.95/HR
AGS881	LA	12/26/2014	121424	OFFICE ASSISTANT III	Y	SR08	63	Vicing	B			0.50	12.84/HR
AGS881	LA	12/26/2014	121424	OFFICE ASSISTANT III	Y	SR08	63	Vicing	N			0.50	12.84/HR
AGS130	EG	12/29/2014	121434	OIMT CONTRACT&PROCUREMENT SPEC	Y	SRNA	73	Perm	B	1.00	51,312	1.00	35.30/HR
AGS102	CB	12/30/2014	018743	CLERICAL SUPERVISOR III	N	SR14E	4	Perm	A	1.00	36,516	1.00	39,492
AGS102	CB	12/30/2014	027108	PRE AUDIT CLERK II	N	SR13E	3	Perm	A	1.00	35,064	1.00	35,064
AGS131	EC	12/30/2014	000193	DATA ENTRY OPERATOR I	N	SR08J	3	Perm	A	1.00	35,064	1.00	37,980
AGS131	EE	12/30/2014	023159	INFORMATION TECHNOL SPCLT VI	N	SR26M	23	Perm	A	1.00	82,128	1.00	85,416
AGS131	EE	12/30/2014	023171	DATA PROCSSG SYSTS MGR	N	EM05	35	Perm	A	1.00	99,720	1.00	104,628
AGS221	IA	12/30/2014	017053	SECRETARY II	N	SR14H	3	Perm	A	1.00	41,040	1.00	44,388
AGS221	IA	12/30/2014	017040**	BUILDING CONST INSPECTOR II	N	SR19I	3	Perm	C			1.00	56,172
AGS221	IA	12/30/2014	044093**	ENGINEER V	N	SR26L	23	Perm	C			1.00	82,140
AGS233	FK	12/30/2014	009972	BUILDING MTNCE DISTRICT SUPVR	N	F310L4	2	Perm	A	1.00	65,748	1.00	65,748
AGS252	GB	12/30/2014	003587	PARKING & SECURITY OFFICER II	N	SR10I	3	Perm	W	1.00	27,756	1.00	39,492
AGS807	FP	12/30/2014	021134	CARPENTER I	N	BC09A	1	Perm	A	1.00	44,544	1.00	43,824
AGS889	MA	12/30/2014	027943	SCOREBOARD SUPERVISOR	N	SR17	84	Perm	A	0.50	36,516	0.50	18.26/HR
AGS130	EG	12/31/2014	121103	DEPUTY CIO-OPERATIONS	Y	SRNA	73	Perm	A	1.00	112,500	1.00	112,500
AGS130	EG	12/31/2014	121104	DEPUTY CIO-BUS TRANSFORMATION	Y	SRNA	73	Perm	A	1.00	112,500	1.00	112,500
AGS231	FA	12/31/2014	121167	JANITOR II	Y	BC02	61	Vicing	A			1.00	16.95/HR
AGS879	OA	12/31/2014	101882	ELECTION ASSISTANT (POPS)	Y	SRNA	63	Temp	A	0.50	11,826	1.00	2,163
AGS879	OA	12/31/2014	101884	ELECTION SPECIALIST (CCOP)	Y	SRNA	63	Temp	A	0.50	11,826	1.00	2,163
AGS879	OA	12/31/2014	101885	ELECTION SPECIALIST (CCOP)	Y	SRNA	63	Temp	A	0.50	13,140	1.00	2,434
AGS879	OA	12/31/2014	105764	ELECTION LOGISTICS WORKER	Y	SRNA	61	Temp	A	0.42	8,000	1.00	1,632
AGS879	OA	12/31/2014	105925	ELECTION CLERK	Y	SRNA	63	Temp	A	0.50	9,984	1.00	9.60/hr
AGS879	OA	12/31/2014	106053	ELECTION ASSISTANT (POPS)	Y	SRNA	63	Perm	A	0.50	11,826	1.00	1,082
AGS879	OA	12/31/2014	106053	ELECTION ASSISTANT (POPS)	Y	SRNA	63	Perm	N	0.50	11,826	1.00	1,082
AGS111	DA	1/2/2015	120818*	DIGITAL ARCHIVES SPECIALIST	Y	SRNA	73	Temp	B			1.00	18.00/HR
AGS252	GB	1/4/2015	048115	PARKING & SECURITY OFFICER I	N	SR09A	3	Perm	W	1.00	35,064	1.00	27,768
AGS221	IA	1/5/2015	010615	PUBLIC WORKS MANAGER	N	EM07	35	Perm	A	1.00	115,632	1.00	113,088
AGS240	JA	1/6/2015	033366	PURCHASING SPCLT III	N	SR20F	13	Perm	A	1.00	50,172	1.00	37,488
AGS130	EG	1/9/2015	121248	OIMT PERSONNEL MGMT SPECIALIST	Y	SRNA	73	Perm	A	1.00	51,312	1.00	25.00/HR
AGS889	MA	1/9/2015	121149	STADIUM SECURITY OFFICER	Y	SR21	84	Vicing	B			1.00	21.34/HR
AGS240	JA	1/12/2015	120808	PURCHASING SPCLT IV	N	SR22	93	Perm	A	1.00	32,319	1.00	22.79/HR

Department of Accounting and General Services  
Personnel Separations from July 1, 2014 to November 30, 2015

Table 14

Prog ID	Sub-Org	Separation Date	Position Number	Position Title	Exempt (Y/N)	SR Level	BU Code	T/P	MOF	Budgeted FTE	Budgeted Salary	Actual FTE	Actual Salary
AGS231	FA	1/15/2015	012676	OFFICE ASSISTANT II	N	SR06K	3	Perm	A	1.00	28,836	1.00	37,980
AGS221	IA	1/20/2015	017004**	ENGINEER VI	N	SR28M	23	Perm	C			1.00	96,096
AGS240	JA	1/30/2015	120824	PURCHASING SPCLT III	N	SR20	73	Perm	A	1.00	29,877	1.00	21.06/HR
AGS131	EF	2/1/2015	043026	INFORMATION TECHNOL MGR	N	EM05	35	Perm	A	1.00	74,868	1.00	84,204
AGS130	EG	2/13/2015	120865	GIS DATA BASE ADMINISTRATOR	Y	SRNA	73	Temp	A	1.00	65,000	1.00	28.85/hr
AGS881	LA	2/13/2015	121288	ARTS PROGRAM SPECIALIST III	Y	SR20	73	Vicing	B			1.00	21.06/HR
AGS101	CA	2/23/2015	036407	ACCOUNTANT III	N	SR20F	13	Perm	A	1.00	45,576	1.00	49,308
AGS231	FA	2/27/2015	121542	OFFICE ASSISTANT II	Y	SR06	63	Vicing	A			1.00	11.84/HR
AGS131	EF	2/28/2015	034056	RADIO ENGINEER	N	SR26M	13	Perm	A	1.00	82,128	1.00	85,416
AGS231	FC	2/28/2015	046161	JANITOR II	N	BC02A	1	Perm	A	1.00	33,228	1.00	35,256
AGS130	EG	3/13/2015	121434	OIMT CONTRACT&PROCUREMENT SPEC	Y	SRNA	73	Perm	B	1.00	51,312	1.00	35.30/HR
AGS233	FK	3/16/2015	002633	BUILDING MAINTENANCE SUPVR II	N	F209L3	2	Perm	A	1.00	52,800	1.00	58,248
AGS111	DA	3/27/2015	120821*	DIGITAL ARCHIVES SPECIALIST	Y	SRNA	73	Temp	B			1.00	18.00/HR
AGS211	HA	3/27/2015	002758	OFFICE ASSISTANT III	N	SR08	63	Perm	A	1.00	30,036	1.00	12.84/HR
AGS231	FA	3/27/2015	121311	JANITOR II	Y	BC02	61	Vicing	A			1.00	16.95/HR
AGS240	JA	3/27/2015	120824	PURCHASING SPCLT III	N	SR20	73	Perm	A	1.00	29,877	1.00	21.06/HR
AGS881	LA	3/27/2015	121424	OFFICE ASSISTANT III	Y	SR08	63	Vicing	B			0.50	12.84/HR
AGS881	LA	3/27/2015	121424	OFFICE ASSISTANT III	Y	SR08	63	Vicing	N			0.50	12.84/HR
AGS231	FA	3/30/2015	121542	OFFICE ASSISTANT II	Y	SR06	63	Vicing	A			1.00	11.84/HR
AGS131	ED	3/31/2015	039553	INFORMATION TECHNOL SPCLT V	N	SR24G	13	Perm	A	1.00	55,500	1.00	62,424
AGS221	IA	3/31/2015	038710**	ARCHITECT V	N	SR26H	13	Perm	C			1.00	70,188
AGS244	JC	3/31/2015	048155	OFFICE ASSISTANT IV	N	SR10H	3	Perm	W	1.00	35,064	1.00	35,064
AGS879	OA	3/31/2015	032775	SECRETARY III	N	SR16M	63	Perm	A	1.00	54,012	1.00	58,416
AGS889	MA	3/31/2015	121149	STADIUM SECURITY OFFICER	Y	SR21	84	Vicing	B			1.00	21.34/HR
AGS111	DA	4/2/2015	120818*	DIGITAL ARCHIVES SPECIALIST	Y	SRNA	73	Temp	B			1.00	18.00/HR
AGS111	DA	4/2/2015	120820*	DIGITAL ARCHIVES SPECIALIST	Y	SRNA	73	Temp	B			1.00	21.91/HR
AGS231	FA	4/2/2015	012676	OFFICE ASSISTANT II	Y	SR06	63	Vicing	A	1.00	28,836	1.00	11.84/HR
AGS231	FA	4/3/2015	121167	JANITOR II	Y	BC02	61	Vicing	A			1.00	17.29/HR
AGS233	FK	4/5/2015	005724	CARPENTER II	N	WS09A	1	Perm	A	1.00	47,268	1.00	51,168
AGS111	DA	4/10/2015	120820*	DIGITAL ARCHIVES SPECIALIST	Y	SRNA	73	Temp	B			1.00	21.91/HR
AGS130	EG	4/10/2015	121248	OIMT PERSONNEL MGMT SPECIALIST	Y	SRNA	73	Perm	A	1.00	51,312	1.00	25.00/HR
AGS131	ED	4/14/2015	023496	INFORMATION TECHNOL SPCLT III	N	SR20	73	Perm	A	1.00	75,960	1.00	21.06/hr
AGS102	CB	4/21/2015	027108	PRE AUDIT CLERK II	N	SR13	63	Perm	A	1.00	37,980	1.00	15.61/HR
AGS111	DA	4/24/2015	120821*	DIGITAL ARCHIVES SPECIALIST	Y	SRNA	73	Temp	B			1.00	18.00/HR
AGS881	LA	4/29/2015	121288	ARTS PROGRAM SPECIALIST III	Y	SR20	73	Vicing	B			1.00	21.06/HR
AGS231	FA	4/30/2015	027143	JANITOR II	N	BC02A	1	Perm	A	1.00	33,228	1.00	35,964



Department of Accounting and General Services  
Personnel Separations from July 1, 2014 to November 30, 2015

Table 14

<u>Prog ID</u>	<u>Sub-Org</u>	<u>Separation Date</u>	<u>Position Number</u>	<u>Position Title</u>	<u>Exempt (Y/N)</u>	<u>SR Level</u>	<u>BU Code</u>	<u>T/P</u>	<u>MOF</u>	<u>Budgeted FTE</u>	<u>Budgeted Salary</u>	<u>Actual FTE</u>	<u>Actual Salary</u>
AGS231	FA	4/30/2015	055077	JANITOR II	N	BC02A	1	Perm	A	1.00	33,228	1.00	35,964
AGS130	EG	5/3/2015	120418	CHIEF INFORMATION OFFICER	Y	SRNA	93	Perm	B	1.00	188,688	1.00	188,688
AGS130	EG	5/15/2015	120865	GIS DATA BASE ADMINISTRATOR	Y	SRNA	73	Temp	A	1.00	65,000	1.00	28.85/hr
AGS221	IA	5/17/2015	017006**	ENGINEER V	N	SR26K	13	Perm	C			1.00	78,996
AGS231	FA	5/27/2015	028789	JANITOR II	N	BC02A	1	Perm	A	1.00	33,228	1.00	35,964
AGS252	GB	5/27/2015	048115	PARKING & SECURITY OFFICER I	N	SR09A	3	Perm	W	1.00	35,064	1.00	28,872
AGS881	LA	5/27/2015	021352	OFFICE ASSISTANT III	N	SR08I	3	Perm	B	0.50	15,018	0.50	18,234
AGS881	LA	5/27/2015	021352	OFFICE ASSISTANT III	N	SR08I	3	Perm	N	0.50	15,018	0.50	18,234
AGS131	ED	5/29/2015	023496	INFORMATION TECHNOL SPCLT III	N	SR20	73	Perm	A	1.00	75,960	1.00	21.06/hr
AGS879	OA	5/29/2015	106053	ELECTION ASSISTANT (POPS)	Y	SRNA	63	Perm	A	0.50	11,826	0.50	1,082
AGS879	OA	5/29/2015	106053	ELECTION ASSISTANT (POPS)	Y	SRNA	63	Perm	N	0.50	11,826	0.50	1,082
AGS231	FA	5/31/2015	006166	JANITOR II	N	BC02A	1	Perm	A	1.00	33,228	1.00	35,964
AGS240	JA	5/31/2015	046181	OFFICE ASSISTANT IV	N	SR10B	3	Perm	A	1.00	27,756	1.00	29,988
AGS901	AC	6/3/2015	044852	PERSONNEL CLERK IV	N	SR11A	63	Perm	A	1.00	33,756	1.00	29,988
AGS252	GB	6/4/2015	019374	PARKING & SECURITY OFFICER II	N	SR10J	3	Perm	W	1.00	37,968	1.00	41,064
AGS879	OA	6/5/2015	101160	ELECTION SPECIALIST (ESS)	Y	SRNA	63	Perm	A	1.00	31,152	1.00	2,254
AGS231	FA	6/7/2015	002520	JANITOR II	N	BC02A	1	Perm	A	1.00	33,228	1.00	35,964
AGS130	EG	6/12/2015	121434	OIMT CONTRACT&PROCUREMENT SPEC	Y	SRNA	73	Perm	B	1.00	51,312	1.00	35.30/HR
AGS102	CB	6/15/2015	003545	CLAIMS PRE AUDIT SUPERVISOR	N	SR24D	3	Perm	A	1.00	45,576	1.00	55,488
AGS130	EG	6/15/2015	120431	SENIOR IT SECURITY MANAGER	Y	SRNA	73	Perm	B	1.00	110,244	1.00	90,000
AGS233	FK	6/15/2015	002650	CARPENTER I	N	BC09A	1	Perm	A	1.00	44,544	1.00	44,544
AGS879	OA	6/15/2015	100204	ELECTION SPECIALIST (VS)		SRNA	63	Perm	A	1.00	31,200	1.00	27,040
AGS901	AE	6/15/2015	041324	SECRETARY I	N	SR12E	63	Perm	A	1.00	33,756	1.00	36,468
AGS111	DA	6/19/2015	120818*	DIGITAL ARCHIVES SPECIALIST	Y	SRNA	73	Temp	B			1.00	18.00/HR
AGS111	DA	6/26/2015	120675	SYSTEMS DEVELOPER	Y	SRNA	73	Temp	A	1.00	67,500	1.00	36.52/HR
AGS231	FA	6/26/2015	121311	JANITOR II	Y	BC02	61	Vicing	A			1.00	17.29/hr
AGS881	LA	6/26/2015	121424	OFFICE ASSISTANT III	Y	SR08	63	Vicing	B			0.50	12.84/HR
AGS881	LA	6/26/2015	121424	OFFICE ASSISTANT III	Y	SR08	63	Vicing	N			0.50	12.84/HR
AGS889	MA	6/29/2015	121149	STADIUM SECURITY OFFICER	Y	SR21	84	Vicing	B			1.00	21.34/HR
AGS102	CB	6/30/2015	003556	PRE AUDIT CLERK III	N	SR15D	3	Perm	A	1.00	36,516	1.00	39,492
AGS111	DA	6/30/2015	120819*	DIGITAL ARCHIVES SPECIALIST	Y	SRNA	73	Temp	B			1.00	18.00/hr
AGS111	DA	6/30/2015	120820*	DIGITAL ARCHIVES SPECIALIST	Y	SRNA	73	Temp	B			1.00	21.91/hr
AGS130	EG	6/30/2015	120422	SR TECH/ENTERPRISE ARCHITECT	Y	SRNA	73	Perm	B	1.00	126,000	1.00	126,000
AGS130	EG	6/30/2015	120953	STATEWIDE INTEROPERABILITY COORD	Y	SRNA	73	Perm	A	1.00	94,000	1.00	95,004
AGS221	IA	6/30/2015	042665**	ENGINEER V	N	SR26F	13	Perm	C			1.00	64,920
AGS231	FA	6/30/2015	121167	JANITOR II	Y	BC02	61	Vicing	A			1.00	17.29/HR
AGS240	JA	6/30/2015	000092	PURCHASING SPCLT III	N	SR20D	13	Perm	A	1.00	36,024	1.00	45,576
AGS240	JA	6/30/2015	120808	PURCHASING SPCLT IV	N	SR22	73	Perm	A	1.00	51,312	1.00	22.79/HR
AGS102	CB	7/2/2015	121715	GARNISHMENT CLERK	Y	SRNA	63	Temp	A			1.00	16.21/HR

Department of Accounting and General Services  
Personnel Separations from July 1, 2014 to November 30, 2015

Table 14

Prog ID	Sub-Org	Separation Date	Position Number	Position Title	Exempt (Y/N)	SR Level	BU Code	T/P	MOF	Budgeted FTE	Budgeted Salary	Actual FTE	Actual Salary
AGS901	AB	7/2/2015	019170	PRE AUDIT CLERK I	N	SR11C	3	Perm	A	1.00	31,236	1.00	32,460
AGS240	JA	7/3/2015	121554	SECRETARY III	Y	SR16	63	Vicing	A			1.00	17.53/hr
AGS130	EG	7/10/2015	121248	OIMT PERSONNEL MGMT SPECIALIST	Y	SRNA	73	Perm	A	1.00	52,910	1.00	25.00/HR
AGS211	HA	7/13/2015	002746	LAND BOUNDARY SURVEYOR I	N	SR18	73	Perm	A	1.00	41,256	1.00	19.49/HR
AGS231	FA	7/14/2015	018991	JANITOR II	N	BC02	61	Perm	A	1.00	36,687	1.00	17.29/HR
AGS221	IA	7/19/2015	012704	SECRETARY II	N	SR14K	3	Perm	A			1.00	49,968
AGS102	CB	7/20/2015	027108	PRE AUDIT CLERK II	N	SR13	63	Perm	A	1.00	37,980	1.00	15.61/HR
AGS240	JA	7/28/2015	120808	PURCHASING SPCLT IV	N	SR22	73	Perm	A	1.00	48,228	1.00	22.79/HR
AGS240	JA	7/30/2015	120848	PURCHASING SPCLT IV	N	SR22	73	Perm	A	1.00	54,030	1.00	22.79/HR
AGS111	DA	7/31/2015	008890	ARCHIVIST V	N	SR24M	23	Perm	A	1.00	80,376	1.00	78,996
AGS231	FA	7/31/2015	022557	JANITOR II	N	BC02	61	Perm	A	1.00	36,687	1.00	17.29/hr
AGS231	FW	7/31/2015	100578	CURATOR-WASHINGTON PLACE	Y	SRNA	73	Temp	A	1.00	58,380	1.00	58,380
AGS807	FP	7/31/2015	021139	CARPENTER II	N	WS09A	1	Perm	A	1.00	52,194	1.00	51,168
AGS102	CB	8/2/2015	012705	PRE AUDIT CLERK III	N	SR15F	3	Perm	A	1.00	41,065	1.00	42,684
AGS102	CB	8/2/2015	028819	PRE AUDIT CLERK II	N	SR13L	3	Perm	A	1.00	48,024	1.00	49,968
AGS103	CC	8/3/2015	003547	ACCOUNTING SYSTEMS MANAGER	N	EM05	35	Perm	A	1.00	102,834	1.00	90,612
AGS130	EG	8/3/2015	121190	TECHNICAL ANALYST	Y	SRNA	73	Perm	A	1.00	74,274	1.00	36.00/HR
AGS130	EG	8/14/2015	120865	GIS DATA BASE ADMINISTRATOR	Y	SRNA	73	Temp	A	1.00	65,000	1.00	28.85/hr
AGS130	EG	8/14/2015	121248	OIMT PERSONNEL MGMT SPECIALIST	Y	SRNA	73	Perm	A	1.00	52,910	1.00	25.00/HR
AGS130	EG	8/14/2015	121434	OIMT CONTRACT&PROCUREMENT SPEC	Y	SRNA	73	Perm	B	1.00	51,312	1.00	35.30/HR
AGS221	IA	8/16/2015	017020**	ENGINEER V	N	SR26H	13	Perm	C			1.00	70,188
AGS102	CB	8/27/2015	027108	PRE AUDIT CLERK II	N	SR13	63	Perm	A	1.00	37,980	1.00	15.61/HR
AGS103	CC	8/31/2015	003539	ACCOUNTANT VI	N	SR26L	13	Perm	A	1.00	83,580	1.00	82,140
AGS104	BA	8/31/2015	003538	AUDIT ADMINISTRATOR	N	EM08	35	Perm	A	1.00	117,042	1.00	114,468
AGS221	IA	8/31/2015	012704	SECRETARY II	N	SR14	63	Perm	A	1.00	48,024	1.00	16.21/HR
AGS240	JA	8/31/2015	121554	SECRETARY III	Y	SR16	63	Vicing	A			1.00	17.53/hr
AGS889	MA	8/31/2015	027962	STADIUM LAYOUT & MTNCE HELPER	N	BC05	1	Perm	B	1.00	40,815	1.00	3,334
AGS901	AC	8/31/2015	044852	PERSONNEL CLERK V	N	SR13C	63	Perm	A	1.00	29,988	1.00	35,112
AGS901	AC	8/31/2015	045371	PERSONAL MGMT SPECIALIST II	N	SR18C	73	Perm	A	1.00	41,356	1.00	40,548
AGS901	AC	8/31/2015	046733	PERSONNEL MGMT SPECIALIST IV	N	SR22I	73	Perm	U	1.00	61,062	1.00	60,012
AGS807	FP	9/3/2015	021170	CARPENTER I	N	BC09A	1	Perm	A	1.00	49,182	1.00	48,216
AGS102	CB	9/15/2015	015605	PRE AUDIT CLERK II	N	SR13H	3	Perm	A	1.00	41,064	1.00	42,684
AGS111	DA	9/15/2015	120675	SYSTEMS DEVELOPER	Y	SRNA	73	Perm	B	1.00	67,500	1.00	36.52/HR
AGS221	IA	9/15/2015	111850**	ENGINEER VI	N	SR28K	23	Perm	C			1.00	88,848
AGS889	MA	9/15/2015	027938	SECRETARY I	N	SR12C	3	Perm	B	1.00	32,460	1.00	2,810
AGS131	ED	9/17/2015	23496	INFORMATION TECHNOL SPCLT III	N	SR20	73	Perm	A	1.00	80,376	1.00	21.06/HR

Department of Accounting and General Services  
Personnel Separations from July 1, 2014 to November 30, 2015

Table 14

Prog ID	Sub-Org	Separation Date	Position Number	Position Title	Exempt (Y/N)	SR Level	BU Code	T/P	MOF	Budgeted FTE	Budgeted Salary	Actual FTE	Actual Salary
AGS231	FA	9/25/2015	121311	JANITOR II	Y	BC02	61	Vicing	A			1.00	17.29/hr
AGS881	LA	9/25/2015	021352	OFFICE ASSISTANT III	N	SR08	63	Perm	B	0.50	18,234	0.50	12.84/HR
AGS881	LA	9/25/2015	021352	OFFICE ASSISTANT III	N	SR08	63	Perm	N	0.50	18,234	0.50	12.84/HR
AGS111	DA	9/28/2015	120819*	DIGITAL ARCHIVES SPECIALIST	Y	SRNA	73	Temp	B			1.00	18.00/hr
AGS111	DA	9/28/2015	120820*	DIGITAL ARCHIVES SPECIALIST	Y	SRNA	73	Temp	B			1.00	21.91/hr
AGS231	FA	9/28/2015	121167	JANITOR II	Y	BC02	61	Vicing	A			1.00	17.29/HR
AGS889	MA	9/28/2015	121149	STADIUM SECURITY OFFICER	Y	SR21	84	Vicing	B			1.00	21.34/HR
AGS252	GB	9/30/2015	019373	PARKING & SECURITY OFFICER II	N	SR10I	3	Perm	W	1.00	37,980	1.00	39,492
AGS901	AC	9/30/2015	044852	PERSONNEL CLERK V	N	SR13	63	Perm	A	1.00	29,988	1.00	15.61/HR
AGS252	GB	10/4/2015	021369	PARKING & SECURITY OFFICER II	N	SR10C	3	Perm	W	1.00	29,988	1.00	31,236
AGS240	JA	10/5/2015	121554	SECRETARY III	Y	SR16	63	Vicing	A			1.00	17.53/hr
AGS211	HA	10/9/2015	002746	LAND BOUNDARY SURVEYOR I	N	SR18	73	Perm	A	1.00	41,256	1.00	19.49/HR
AGS901	AC	10/9/2015	046733	PERSONAL MGMT SPECIALIST II	N	SR18C	73	Perm	U	1.00	61,062	1.00	40,548
AGS231	FA	10/11/2015	017060	MANAGEMENT ANALYST II	N	SR18C	13	Perm	A	1.00	41,256	1.00	40,548
AGS131	ED	10/14/2015	011492	INFORMATION TECHNOL MGR	N	EM05	35	Perm	A	1.00	79,620	1.00	37.32/HR
AGS240	JA	10/14/2015	120808	PURCHASING SPCLT IV	N	SR22	73	Perm	A	1.00	48,228	1.00	22.79/HR
AGS131	EC	10/20/2015	120508	OFFICE ASSISTANT IV	N	SR10E	3	Perm	A	1.00	33,720	1.00	32,424
AGS131	EF	10/29/2015	043026	INFORMATION TECHNOLOGY MGR	N	EM05	35	Perm	A	1.00	86,100	1.00	37.32/HR
AGS881	LA	10/29/2015	021352	OFFICE ASSISTANT III	N	SR08	63	Perm	B	0.50	18,234	0.50	12.84/HR
AGS881	LA	10/29/2015	021352	OFFICE ASSISTANT III	N	SR08	63	Perm	N	0.50	18,234	0.50	12.84/HR
AGS807	FQ	10/31/2015	021400	BUILDING MTNCE DISTRICT SUPVR	N	F310X	2	Perm	A	1.00	67,068	1.00	68,616
AGS103	CC	11/1/2015	022959	ACCOUNTANT V	N	SR24L	13	Perm	A	1.00	77,292	1.00	75,960
AGS103	CC	11/1/2015	120982	ACCOUNTANT VI	N	SR26I	23	Perm	A	1.00	74,310	1.00	73,032
AGS252	GB	11/6/2015	019374	PARKING & SECURITY OFFICER I	N	SR09	63	Perm	W	1.00	41,064	1.00	13.35/hr
AGS131	EE	11/13/2015	023159	INFORMATION TECHNOL SPCLT VI	N	SRNA	73	Perm	A	1.00	86,910	1.00	27.75/HR
AGS131	EF	11/13/2015	121766	INFORMATION TECHNOL SPCLT V	N	SR24	73	Vicing	A			1.00	25.66/hr
AGS221	IA	11/18/2015	042664**	ENGINEER V	N	SR26C	13	Perm	C			1.00	57,720
AGS231	FA	11/20/2015	028789	JANITOR II	N	BC02	61	Perm	A	1.00	36687	1.00	17.29/HR
AGS102	CB	11/27/2015	028819	PRE AUDIT CLERK II	N	SR13	63	Perm	A	1.00	48,024	1.00	15.61/HR
AGS111	DA	11/27/2015	120818*	DIGITAL ARCHIVES SPECIALIST	Y	SRNA	73	Temp	B			1.00	21.91/HR

Department of Accounting and General Services  
 Personnel Separations from July 1, 2014 to November 30, 2015

Table 14

<u>Prog ID</u>	<u>Sub-Org</u>	<u>Separation Date</u>	<u>Position Number</u>	<u>Position Title</u>	<u>Exempt (Y/N)</u>	<u>SR Level</u>	<u>BU Code</u>	<u>T/P</u>	<u>MOF</u>	<u>Budgeted FTE</u>	<u>Budgeted Salary</u>	<u>Actual FTE</u>	<u>Actual Salary</u>
AGS221	IA	11/30/2015	021362**	ENGINEER V	N	SR26L	13	Perm	C			1.00	82,140
AGS231	FA	11/30/2015	121167	JANITOR II	Y	BC02	61	Vicing	A			1.00	17.64/HR
AGS901	AC	11/30/2015	030852	PERSONNEL MGMT SPECIALIST V	N	SR24H	73	Perm	A	1.00	66,054	1.00	64,920
AGS901	AC	11/30/2015	046733	PERSONNEL MGMT SPECIALIST II	N	SR18C	73	Perm	U	1.00	61,062	1.00	40,548
* Temporary Positions Budgeted as a lump sum													
**CIP positions are budgeted as a lump sum													

Department of Accounting and General Services  
Positions Filled from July 1, 2014 to November 30, 2015

Table 15

Prog ID	Sub-Org	Effective Date	Position	Exempt	SR Level	BU Code	T/P	MOF	Budgeted	Budgeted	Actual	Occupied by 89 Day		
		Position Filled	Number						Position Title	(Y/N)	FTE		Salary	FTE
AGS111	DA	7/1/2014	120676	ACQUISITIONS SPECIALIST	Y	SRNA	13	Temp	B	1.00	51,000	1.00	49,308	N
AGS111	DA	7/1/2014	120820*	DIGITAL ARCHIVES SPECIALIST	Y	SRNA	73	Temp	A			1.00	18.00/HR	N
AGS111	DA	7/1/2014	120821*	DIGITAL ARCHIVES SPECIALIST	Y	SRNA	73	Temp	A			1.00	18.00/HR	N
AGS130	EG	7/1/2014	121313	OIMT ACCOUNTANT	Y	SRNA	73	Perm	A	1.00	51,312	1.00	55,008	N
AGS131	EC	7/1/2014	013700	INFORMATION TECHNOL MGR	N	EM05	35	Perm	A	1.00	71,760	1.00	94,008	N
AGS211	HA	7/1/2014	002746	LAND BOUNDARY SURVEYOR I	N	SR18	73	Perm	A	1.00	64,920	1.00	19.49/HR	Y
AGS881	LA	7/1/2014	016047	SECRETARY II	N	SR14B	63	Perm	A	0.50		0.50	17,556	N
AGS130	EG	7/2/2014	121122	OIMT ADMIN SERVICES OFFICER	Y	SRNA	93	Perm	A	1.00	90,524	1.00	95,004	N
AGS111	DA	7/7/2014	120818*	DIGITAL ARCHIVES SPECIALIST	Y	SRNA	73	Temp	A			1.00	18.00/HR	N
AGS130	EG	7/8/2014	120430	SENIOR COMMUNICATIONS MANAGER	Y	SRNA	73	Perm	B	1.00	73,500	1.00	35.30/HR	Y
AGS231	FA	7/8/2014	121167	JANITOR II	Y	BC02	61	Vicing	A			1.00	16.62/HR	Y
AGS240	JA	7/8/2014	012957	PURCHASING SPCLT IV	N	SR22F	13	Perm	A	1.00	47,412	1.00	53,364	N
AGS881	LA	7/9/2014	052287	Arts Program Specialist II	N	SR18	73	Perm	B	1.00	42,132	1.00	19.49/hr	Y
AGS130	EG	7/15/2014	120864	GIS WEB APPLICATION DEVELOPER	Y	SR22	73	Temp	A	1.00	60,000	1.00	28.85/hr	Y
AGS130	EG	7/15/2014	121248	OIMT PERSONNEL MGMT SPECIALIST	Y	SRNA	73	Perm	A	1.00	51,312	1.00	25.00/HR	Y
AGS889	MA	7/15/2014	121149	STADIUM SECURITY OFFICER	Y	SR21	84	Vicing	B			1.00	21.34/HR	Y
AGS221	IA	7/16/2014	048737**	ACCOUNT CLERK IV	N	SR13B	3	Perm	C			1.00	33,720	N
AGS889	MA	7/30/2014	027943	SCOREBOARD SUPERVISOR	N	SR17	84	Perm	A	0.50	36,516	0.50	18.26/HR	Y
AGS130	EG	8/1/2014	120971	SENIOR PROJECT MANAGER	Y	SRNA	73	Perm	B	1.00	75,000	1.00	78,000	N
AGS231	FA	8/1/2014	018991	JANITOR II	N	BC02A	1	Perm	A	1.00	33,228	1.00	34,560	N
AGS240	JA	8/1/2014	012523	STATE PROCUREMENT ASST ADMR	N	EM07	35	Perm	A	1.00	82,500	1.00	95,568	N
AGS251	GA	8/1/2014	013901	AUTOMOTIVE TECHNICIAN I	N	BC11A	1	Perm	W	1.00	47,928	1.00	49,860	N
AGS881	LA	8/1/2014	027869	ARTS PROGRAM SPECIALIST IV	N	SR22C	13	Perm	B	1.00	45,576	1.00	47,400	N
AGS881	LA	8/1/2014	045697	INFORMATION SPECIALIST III	N	SR20C	13	Perm	B	1.00	46,140	1.00	43,812	N
AGS240	JA	8/4/2014	120824	PURCHASING SPCLT III	N	SR20	73	Perm	A	1.00	29,877	1.00	21.06/HR	Y
AGS252	GB	8/4/2014	026869	OFFICE ASSISTANT III	N	SR08A	3	Perm	W	1.00	25,668	1.00	26,700	N
AGS807	FQ	8/4/2014	021389	ENGINEER V	N	SR26C	23	Perm	A	1.00	64,920	1.00	57,720	N
AGS211	HA	8/5/2014	002758	OFFICE ASSISTANT III	N	SR08	63	Perm	A	1.00	30,036	1.00	12.34/hr	Y
AGS879	OA	8/7/2014	105765	ELECTION LOGISTICS WORKER	Y	SRNA	61	Temp	A	0.42	8,000	1.00	9,600	N
AGS889	MA	8/11/2014	027944	ENGINEER VI	N	SR28M	23	Perm	B	1.00	62,424	1.00	96,096	N
AGS221	IA	8/18/2014	116798**	ARCHITECT V	N	SR26D	13	Perm	C			1.00	60,012	N
AGS231	FA	8/18/2014	027141	JANITOR II	N	BC02A	1	Perm	A	1.00	33,228	1.00	34,560	N
AGS251	GA	8/18/2014	048119	AUTOMATED SYSTS EQUIP TECH I	N	BC14A	1	Perm	W	0.50	26,766	0.50	13,923	N
AGS252	GB	8/18/2014	048119	AUTOMATED SYSTS EQUIP TECH I	N	BC14A	1	Perm	W	0.50	26,766	0.50	13,923	N
AGS111	DA	8/19/2014	042719	ARCHIVIST III	N	SR20	73	Perm	A	1.00	45,576	1.00	21.06/hr	Y
AGS901	AB	8/19/2014	121388	PRE AUDIT CLERK I	Y	SR11	63	Vicing	A			1.00	13.86/hr	Y
AGS881	LA	8/22/2014	121288	ARTS PROGRAM SPECIALIST III	Y	SR20	73	Vicing	B			1.00	21.06/HR	Y
AGS879	OA	8/25/2014	101885	ELECTION SPECIALIST (CCOP)	Y	SRNA	63	Temp	A	0.50	13,140	1.00	14,604	N
AGS879	OA	8/26/2014	101164	ELECTION CLERK	Y	SRNA	63	Temp	A	0.50	10,400	1.00	9.60/hr	Y
AGS879	OA	8/27/2014	105925	ELECTION CLERK	Y	SRNA	63	Temp	A	0.50	9,984	1.00	9.60/hr	Y
AGS252	GB	9/2/2014	045134	PARKING & SECURITY OFFICER I	N	SR09A	3	Perm	W	1.00	28,836	1.00	27,768	N

Department of Accounting and General Services  
Positions Filled from July 1, 2014 to November 30, 2015

Table 15

Prog ID	Sub-Org	Effective Date Position Filled	Position Number	Position Title	Exempt		BU Code	T/P	MOF	Budgeted	Budgeted	Actual	Occupied by 89 Day Hire (Y/N)	
					(Y/N)	SR Level				FTE	Salary	FTE		Actual Salary
AGS240	JA	9/3/2014	120808	PURCHASING SPCLT IV	N	SR22	93	Perm	A	1.00	32,319	1.00	22.79/HR	Y
AGS231	FA	9/8/2014	018991	JANITOR II	N	BC02A	1	Perm	A	1.00	33,228	1.00	34,560	N
AGS881	LA	9/26/2014	121424	OFFICE ASSISTANT III	Y	SR08	63	Vicing	B			0.50	12.84/HR	Y
AGS881	LA	9/26/2014	121424	OFFICE ASSISTANT III	Y	SR08	63	Vicing	N			0.50	12.84/HR	Y
AGS111	DA	9/30/2014	120821*	DIGITAL ARCHIVES SPECIALIST	Y	SRNA	73	Temp	B			1.00	18.00/HR	N
AGS211	HA	9/30/2014	002758	LAND BOUNDARY SURVEYOR I	N	SR18	73	Perm	A	1.00	30,036	1.00	19.49/HR	Y
AGS130	EG	10/1/2014	120426	SENIOR IT PROGRAM MANAGER	Y	SRNA	73	Perm	B	1.00	120,000	1.00	125,004	N
AGS130	EG	10/1/2014	120430	SENIOR COMMUNICATIONS MANAGER	Y	SRNA	73	Perm	B	1.00	73,500	1.00	85,008	N
AGS130	EG	10/1/2014	121401	PORTFOLIO MANAGEMENT ASSISTANT	Y	SRNA	73	Perm	A	1.00	57,000	1.00	50,004	N
AGS231	FA	10/1/2014	121311	JANITOR II	Y	BC02	61	Vicing	A			1.00	16.95/HR	Y
AGS130	EG	10/2/2014	121434	OIMT CONTRACT&PROCUREMENT SPEC	Y	SRNA	73	Perm	B	1.00	51,312	1.00	35.30/HR	Y
AGS221	IA	10/6/2014	017223**	ACCOUNT CLERK III	N	SR11A	3	Perm	C			1.00	29,988	N
AGS111	DA	10/7/2014	120818*	DIGITAL ARCHIVES SPECIALIST	Y	SRNA	73	Temp	B			1.00	18.00/HR	N
AGS231	FA	10/7/2014	121167	JANITOR II	Y	BC02	61	Vicing	A			1.00	16.95/HR	Y
AGS881	LA	10/7/2014	052287	Arts Program Specialist II	N	SR18	73	Perm	B	1.00	42,132	1.00	19.49/hr	Y
AGS130	EG	10/14/2014	120864	GIS WEB APPLICATION DEVELOPER	Y	SRNA	73	Temp	A	1.00	60,000	1.00	28.85/hr	Y
AGS130	EG	10/14/2014	121248	OIMT PERSONNEL MGMT SPECIALIST	Y	SRNA	73	Perm	A	1.00	51,312	1.00	25.00/HR	Y
AGS807	FQ	10/14/2014	039455	OFFICE ASSISTANT III	N	SR08A	3	Perm	A	1.00	30,036	1.00	26,700	N
AGS889	MA	10/14/2014	121149	STADIUM SECURITY OFFICER	Y	SR21	84	Vicing	B			1.00	21.34/HR	Y
AGS130	EG	10/22/2014	121415	OIMT PROGRAM BUDGET ANALYST	Y	SRNA	63	Perm	A	1.00	57,000	1.00	61,008	N
AGS901	AB	10/23/2014	043786	PRE AUDIT CLERK I	N	SR11A	3	Perm	A	1.00	39,480	1.00	29,988	N
AGS901	AB	10/27/2014	006430	PRE SUDIT CLERK I	N	SR11A	3	Perm	A	1.00	36,516	1.00	29,988	N
AGS889	MA	10/28/2014	027943	SCOREBOARD SUPERVISOR	N	SR17	84	Perm	A	0.50	36,516	0.50	18.26/HR	Y
AGS879	OA	11/1/2014	101160	ELECTION SPECIALIST (ESS)	Y	SRNA	63	Perm	A	1.00	31,152	1.00	27,048	N
AGS240	JA	11/3/2014	102618	PURCHASING SPCLT V	N	SR24E	13	Perm	A	1.00	51,312	1.00	57,720	N
AGS252	GB	11/3/2014	048118	PARKING & SECURITY OFFICER I	N	SR09A	3	Perm	W	1.00	26,700	1.00	27,768	N
AGS240	JA	11/5/2014	120824	PURCHASING SPCLT III	N	SR20	73	Perm	A	1.00	29,877	1.00	21.06/HR	Y
AGS130	EG	11/17/2014	121391	SENIOR IT ENTERPRISE ARCHITECT	Y	SRNA	73	Perm	A	1.00	94,000	1.00	94,008	N
AGS901	AB	11/17/2014	043787	PRE AUDIT CLERK I	N	SR11A	3	Perm	A	1.00	30,036	1.00	29,988	N
AGS130	EG	11/18/2014	120865	GIS DATA BASE ADMINISTRATOR	Y	SRNA	73	Temp	A	1.00	65,000	1.00	28.85/hr	Y
AGS881	LA	11/18/2014	052287	ARTS PROGRAM SPECIALIST II	N	SR18C	73	Perm	B	1.00	42,132	1.00	40,548	N
AGS881	LA	11/20/2014	121288	ARTS PROGRAM SPECIALIST III	Y	SR20	73	Vicing	B			1.00	21.06/HR	Y
AGS879	OA	11/25/2014	105925	ELECTION CLERK	Y	SRNA	63	Temp	A	0.50	9,984	1.00	9.60/hr	Y
AGS130	EG	12/1/2014	121427	OIMT ACCOUNT CLERK	Y	SRNA	63	Perm	A	1.00	33,756	1.00	33,000	N
AGS130	EG	12/1/2014	121543	HHDC PROJECT DIRECTOR	Y	SRNA	73	Temp	P			1.00	100,008	N
AGS130	EG	12/1/2014	121544	HHDC CHIEF FINANCIAL OFFICER	Y	SRNA	73	Temp	P			1.00	75,000	N
AGS131	EC	12/1/2014	012647	DATA ENTRY SUPERVISOR I	N	SR12E	1	Perm	A	1.00	42,684	1.00	36,468	N
AGS130	EG	12/2/2014	121436	OIMT PROCUREMENT SPECIALIST	Y	SRNA	73	Perm	A	1.00	45,576	1.00	43,812	N
AGS231	FA	12/2/2014	022560	JANITOR II	N	BC02A	1	Perm	A	1.00	33,228	1.00	35,256	N
AGS240	JA	12/2/2014	120808	PURCHASING SPCLT IV	N	SR22	93	Perm	A	1.00	32,319	1.00	22.79/HR	Y
AGS231	FA	12/3/2014	121542	OFFICE ASSISTANT II	Y	SR06	63	Vicing	A			1.00	11.84/hr	

Department of Accounting and General Services  
Positions Filled from July 1, 2014 to November 30, 2015

Table 15

Prog ID	Sub-Org	Effective Date	Position	Position Title	Exempt	SR Level	BU Code	T/P	MOF	Budgeted	Budgeted	Actual	Actual Salary	Occupied
		Position Filled	Number		(Y/N)					FTE	Salary	FTE		by 89 Day Hire (Y/N)
AGS111	DA	12/30/2014	120821*	DIGITAL ARCHIVES SPECIALIST	Y	SRNA	73	Temp	B			1.00	18.00/HR	N
AGS211	HA	12/30/2014	002758	OFFICE ASSISTANT III	N	SR08	63	Perm	A	1.00	30,036	1.00	12.84/HR	Y
AGS231	FA	12/30/2014	121311	JANITOR II	Y	BC02	61	Vicing	A			1.00	16.95/HR	
AGS881	LA	12/30/2014	121424	OFFICE ASSISTANT III	Y	SR08	63	Vicing	B			0.50	12.84/HR	Y
AGS881	LA	12/30/2014	121424	OFFICE ASSISTANT III	Y	SR08	63	Vicing	N			0.50	12.84/HR	Y
AGS130	EG	12/31/2014	121434	OIMT CONTRACT&PROCUREMENT SPEC	Y	SRNA	73	Perm	B	1.00	51,312	1.00	35.30/HR	Y
AGS879	OA	1/1/2015	106053	ELECTION ASSISTANT (POPS)	Y	SRNA	63	Perm	A	0.50	11,826	0.50	12,978	N
AGS879	OA	1/1/2015	106053	ELECTION ASSISTANT (POPS)	Y	SRNA	63	Perm	N	0.50	11,826	0.50	12,978	N
AGS901	AA	1/1/2015	100123	COMPTROLLER	Y	SRNA	0	Perm	A	1.00	108,972	1.00	136,212	N
AGS889	MA	1/2/2015	027943	SCOREBOARD SUPERVISOR	N	SR17A	84	Perm	B	0.50	36,516	0.50	18,990	N
AGS231	FA	1/5/2015	121167	JANITOR II	Y	BC02	61	Vicing	A			1.00	16.95/HR	
AGS111	DA	1/6/2015	120818*	DIGITAL ARCHIVES SPECIALIST	Y	SRNA	73	Temp	B			1.00	18.00/HR	N
AGS111	DA	1/6/2015	120820*	DIGITAL ARCHIVES SPECIALIST	Y	SRNA	73	Temp	B			1.00	21.91/HR	N
AGS130	EG	1/13/2015	121248	OIMT PERSONNEL MGMT SPECIALIST	Y	SRNA	73	Perm	A	1.00	51,312	1.00	25.00/HR	Y
AGS889	MA	1/13/2015	121149	STADIUM SECURITY OFFICER	Y	SR21	84	Vicing	B			1.00	21.34/HR	Y
AGS131	ED	1/16/2015	023496	INFORMATION TECHNOL SPCLT III	N	SR20	73	Perm	A	1.00	75,960	1.00	21.06/hr	Y
AGS231	FA	1/16/2015	012619	JANITOR II	N	BC02A	1	Perm	A	1.00	33,228	1.00	35,256	N
AGS901	AA	1/20/2015	100012	PRIVATE SECRETARY III	Y	SR24F	63	Perm	A	1.00	58,440	1.00	60,780	N
AGS102	CB	1/23/2015	027108	PRE AUDIT CLERK II	N	SR13	63	Perm	A	1.00	37,980	1.00	15.61/HR	Y
AGS130	EG	1/26/2015	121440	OIMT OFFICE ASSISTANT	Y	SRNA	63	Perm	A	1.00	27,756	1.00	30,000	N
AGS131	EA	2/2/2015	037859	INFORMATION TECHNOL MGR	N	EM05	35	Perm	A	1.00	71,760	1.00	103,044	N
AGS901	AA	2/2/2015	100017	PRIVATE SECRETARY III	Y	SR22F	63	Perm	A	1.00	56,172	1.00	56,172	N
AGS240	JA	2/3/2015	120824	PURCHASING SPCLT III	N	SR20	73	Perm	A	1.00	29,877	1.00	21.06/HR	Y
AGS130	EG	2/18/2015	120431	SENIOR IT SECURITY MANAGER	Y	SRNA	73	Perm	B	1.00	110,244	1.00	90,000	N
AGS130	EG	2/18/2015	120865	GIS DATA BASE ADMINISTRATOR	Y	SRNA	73	Temp	A	1.00	65,000	1.00	28.85/hr	Y
AGS881	LA	2/18/2015	121288	ARTS PROGRAM SPECIALIST III	Y	SR20	73	Vicing	B			1.00	21.06/HR	Y
AGS231	FA	3/3/2015	121542	OFFICE ASSISTANT II	Y	SR06	63	Vicing	A			1.00	11.84/hr	Y
AGS130	EG	3/16/2015	121040	OIMT OFFICE ASSISTANT	Y	SRNA	63	Perm	A	1.00	27,756	1.00	27,756	N
AGS130	EG	3/16/2015	121194	OIMT EXECUTIVE ASSISTANT	Y	SRNA	63	Perm	A	1.00	75,000	1.00	75,000	N
AGS252	GB	3/16/2015	048115	PARKING & SECURITY OFFICER I	N	SR09A	3	Perm	W	1.00	35,064	1.00	27,768	N
AGS889	MA	3/16/2015	027955	ELECTRICIAN II	N	WS10A	1	Perm	B	1.00	48,960	1.00	51,960	N
AGS130	EG	3/17/2015	121434	OIMT CONTRACT&PROCUREMENT SPEC	Y	SRNA	73	Perm	B	1.00	51,312	1.00	35.30/HR	Y
AGS233	FK	3/17/2015	009972	BUILDING MTNCE DISTRICT SUPVR	N	F310L3	2	Perm	A	1.00	60,768	1.00	64,464	N
AGS231	FW	3/23/2015	100091	HOUSEKEEPER	Y	SRNA	61	Perm	A	1.00	33,528	1.00	35,964	N
AGS111	DA	3/31/2015	120821*	DIGITAL ARCHIVES SPECIALIST	Y	SRNA	73	Temp	B			1.00	18.00/HR	N
AGS231	FA	3/31/2015	121311	JANITOR II	Y	BC02	61	Vicing	A			1.00	16.95/HR	Y
AGS881	LA	3/31/2015	121424	OFFICE ASSISTANT III	Y	SR08	63	Vicing	B			0.50	12.84/HR	Y
AGS881	LA	3/31/2015	121424	OFFICE ASSISTANT III	Y	SR08	63	Vicing	N			0.50	12.84/HR	Y
AGS111	DA	4/1/2015	120675	SYSTEMS DEVELOPER	Y	SRNA	73	Temp	A	1.00	67,500	1.00	36.52/HR	Y
AGS131	EC	4/1/2015	023562	DATA ENTRY OPERATOR I	N	SR08D	3	Perm	A	1.00	30,036	1.00	29,988	N
AGS211	HA	4/1/2015	002758	OFFICE ASSISTANT III	N	SR08A	3	Perm	A	1.00	30,036	1.00	2,225	N

Department of Accounting and General Services  
Positions Filled from July 1, 2014 to November 30, 2015

Table 15

Prog ID	Sub-Org	Effective Date	Position	Exempt	SR Level	BU Code	T/P	MOF	Budgeted	Budgeted	Actual	Occupied		
		Position Filled	Number						Position Title	(Y/N)	FTE		Salary	FTE
AGS231	FA	4/1/2015	012676	OFFICE ASSISTANT II	N	SR06	63	Perm	A	1.00	28,836	1.00	11.84/hr	Y
AGS901	AA	4/1/2015	100124	DEPUTY COMPTROLLER	Y	SRNA	0	Perm	A	1.00	59,346	1.00	124,344	N
AGS889	MA	4/2/2015	121149	STADIUM SECURITY OFFICER	Y	SR21	84	Vicing	B			1.00	21.34/HR	Y
AGS233	FK	4/6/2015	002633	BUILDING MAINTENANCE SUPVR II	N	F209A	2	Perm	A	1.00	52,800	1.00	54,924	N
AGS111	DA	4/7/2015	120818*	DIGITAL ARCHIVES SPECIALIST	Y	SRNA	73	Temp	B			1.00	18.00/HR	N
AGS111	DA	4/7/2015	120820*	DIGITAL ARCHIVES SPECIALIST	Y	SRNA	73	Temp	B			1.00	21.91/HR	N
AGS231	FA	4/7/2015	121167	JANITOR II	Y	BC02	61	Vicing	A			1.00	17.29/HR	Y
AGS111	DA	4/8/2015	120819*	DIGITAL ARCHIVES SPECIALIST	Y	SRNA	73	Temp	B			1.00	18.00/hr	N
AGS240	JA	4/13/2015	121554	SECRETARY III	Y	SR16	63	Vicing	A			1.00	17.53/hr	Y
AGS130	EG	4/14/2015	121248	OIMT PERSONNEL MGMT SPECIALIST	Y	SRNA	73	Perm	A	1.00	51,312	1.00	25.00/HR	Y
AGS131	ED	4/16/2015	023496	INFORMATION TECHNOL SPCLT III	N	SR20	73	Perm	A	1.00	75,960	1.00	21.06/hr	Y
AGS211	HA	4/16/2015	002746	LAND BOUNDARY SURVEYOR I	N	SR18	73	Perm	A	1.00	64,920	1.00	19.49/HR	Y
AGS221	IA	4/16/2015	010610**	ENGINEER V	N	SR26G	13	Perm	C			1.00	67,512	N
AGS231	FA	4/16/2015	012676	OFFICE ASSISTANT II	N	SR06K	3	Perm	A	1.00	28,836	1.00	36,468	N
AGS102	CB	4/23/2015	027108	PRE AUDIT CLERK II	N	SR13	63	Perm	A	1.00	37,980	1.00	15.61/HR	Y
AGS231	FA	5/1/2015	017060	MANAGEMENT ANALYST II	N	SR18C	13	Perm	A	1.00	57,708	1.00	40,548	N
AGS231	FA	5/1/2015	027143	JANITOR II	N	BC02A	1	Perm	A	1.00	33,228	1.00	35,964	N
AGS240	JA	5/1/2015	120808	PURCHASING SPCLT IV	N	SR22	73	Perm	A	1.00	32,319	1.00	22.79/HR	Y
AGS881	LA	5/1/2015	121288	ARTS PROGRAM SPECIALIST III	Y	SR20C	73	VICING	B			1.00	43,812	N
AGS130	EG	5/4/2015	120418	CHIEF INFORMATION OFFICER	Y	SRNA	93	Perm	B	1.00	188,688	1.00	186,000	N
AGS231	FA	5/5/2015	018991	JANITOR II	N	BC02	61	Perm	A	1.00	36,687	1.00	17.29/HR	Y
AGS111	DA	5/11/2015	120820*	DIGITAL ARCHIVES SPECIALIST	Y	SRNA	73	Temp	B			1.00	21.91/hr	N
AGS244	JC	5/15/2015	048155	OFFICE ASSISTANT IV	N	SR10B	3	Perm	W	1.00	35,064	1.00	29,988	N
AGS221	IA	5/18/2015	017004**	ENGINEER VI	N	SR28K	13	Perm	C			1.00	88,848	N
AGS889	MA	5/18/2015	027949	JANITOR II	N	BC02A	1	Perm	B	1.00	33,228	1.00	35,964	N
AGS130	EG	5/19/2015	120865	GIS DATA BASE ADMINISTRATOR	Y	SRNA	73	Temp	A	1.00	65,000	1.00	28.85/hr	Y
AGS102	CB	5/21/2015	121715	GARNISHMENT CLERK	Y	SRNA	63	Temp	A			1.00	16.21/HR	Y
AGS252	GB	5/26/2015	003587	PARKING & SECURITY OFFICER I	N	SR09A	3	Perm	W	1.00	36,516	1.00	27,768	N
AGS102	CB	6/1/2015	018743	CLERICAL SUPERVISOR III	N	SR14A	4	Perm	A	1.00	36,516	1.00	33,720	N
AGS130	EG	6/1/2015	120432	TECHNICAL ANALYST	Y	SRNA	73	Perm	B	1.00	110,244	1.00	84,996	N
AGS233	FK	6/1/2015	018923	ENGINEER V	N	SR26C	13	Perm	A	1.00	55,500	1.00	57,720	N
AGS130	EG	6/2/2015	120946	SENIOR TECHNICAL ANALYST	Y	SRNA	73	Perm	A	1.00	75,000	1.00	95,004	N
AGS130	EG	6/2/2015	120971	TECHNICAL ANALYST	Y	SRNA	73	Perm	A	1.00	75,000	1.00	72,000	N
AGS130	EG	6/2/2015	121193	TECHNICAL ANALYST	Y	SRNA	73	Perm	A	1.00	75,000	1.00	60,000	N
AGS240	JA	6/2/2015	015018	PURCHASING SPCLT IV	N	SR22	73	Perm	A	1.00	51,312	1.00	22.79/HR	Y
AGS231	FA	6/8/2015	006166	JANITOR II	N	BC02A	1	Perm	A	1.00	33,228	1.00	35,964	N
AGS130	EG	6/12/2015	121190	TECHNICAL ANALYST	Y	SRNA	73	Perm	A	1.00	74,274	1.00	36.00/HR	Y
AGS130	EG	6/16/2015	121042	TECHNICAL ANALYST	Y	SRNA	73	Perm	A	1.00	75,000	1.00	66,996	N
AGS130	EG	6/16/2015	121104	IT DEVELOPMENT OFFICER	Y	SRNA	73	Perm	A	1.00	112,500	1.00	110,004	N
AGS130	EG	6/16/2015	121434	OIMT CONTRACT&PROCUREMENT SPEC	Y	SRNA	73	Perm	B	1.00	51,312	1.00	35.30/HR	Y
AGS233	FK	6/16/2015	05724	CARPENTER II	N	WS09A	1	Perm	A	1.00	47,268	1.00	51,168	N



Department of Accounting and General Services  
Positions Filled from July 1, 2014 to November 30, 2015

Table 15

Prog ID	Sub-Org	Effective Date	Position	Exempt	SR Level	BU Code	T/P	MOF	Budgeted	Budgeted	Actual	Occupied		
		Position Filled	Number						Position Title	(Y/N)	FTE		Salary	FTE
AGS879	OA	6/16/2015	100362	GENERAL PROFESSIONAL V	N	SR24C	73	Perm	A	1.00	51,312	1.00	53,364	N
AGS901	AC	6/16/2015	044852	PERSONNEL CLERK V	N	SR13B	63	Perm	A	1.00	33,756	1.00	33,720	N
AGS131	ED	6/26/2015	23496	INFORMATION TECHNOL SPCLT III	N	SR20	73	Perm	A	1.00	80,376	1.00	21.06/HR	Y
AGS231	FA	6/30/2015	121311	JANITOR II	Y	BC02	61	Vicing	A			1.00	17.29/hr	Y
AGS881	LA	6/30/2015	021352	OFFICE ASSISTANT III	N	SR08	63	Perm	B	0.50	15,018	0.50	12.84/HR	Y
AGS881	LA	6/30/2015	021352	OFFICE ASSISTANT III	N	SR08	63	Perm	N	0.50	15,018	0.50	12.84/HR	Y
AGS111	DA	7/1/2015	120675	SYSTEMS DEVELOPER	Y	SRNA	73	Perm	B	1.00	67,500	1.00	36.52/HR	Y
AGS130	EG	7/1/2015	120429	BUSINESS ARCHITECT	Y	SRNA	73	Perm	B	1.00	79,368	1.00	110,004	N
AGS130	EG	7/1/2015	121755	TF TECHNICAL PROJECT MANAGER	Y	SRNA	73	Perm	T			1.00	110,004	N
AGS131	EA	7/1/2015	120406	ACCESS HI COMM PORTAL PROG MGR	Y	SRNA	13	Temp	B	1.00	91,578	1.00	90,000	N
AGS240	JA	7/1/2015	015018	PURCHASING SPCLT III	N	SR20D	13	Perm	A	1.00	54,300	1.00	45,576	N
AGS111	DA	7/2/2015	120819*	DIGITAL ARCHIVES SPECIALIST	Y	SRNA	73	Temp	B			1.00	18.00/hr	N
AGS111	DA	7/2/2015	120820*	DIGITAL ARCHIVES SPECIALIST	Y	SRNA	73	Temp	B			1.00	21.91/hr	N
AGS231	FA	7/2/2015	121167	JANITOR II	Y	BC02	61	Vicing	A			1.00	17.29/HR	Y
AGS240	JA	7/2/2015	120848	PURCHASING SPCLT IV	N	SR22	73	Perm	A	1.00	54,030	1.00	22.79/HR	Y
AGS889	MA	7/2/2015	121149	STADIUM SECURITY OFFICER	Y	SR21	84	Vicing	B			1.00	21.34/HR	Y
AGS130	EG	7/6/2015	120422	IT SERVICE OPERATIONS OFFICER	Y	SRNA	93	Perm	B	1.00	126,000	1.00	150,996	N
AGS102	CB	7/7/2015	121715	GARNISHMENT CLERK	Y	SRNA	63	Temp	A			1.00	33,720	N
AGS231	FC	7/7/2015	046161	JANITOR II	N	BC02A	1	Perm	A	1.00	36,687	1.00	35,964	N
AGS240	JA	7/7/2015	121554	SECRETARY III	Y	SR16	63	Vicing	A			1.00	17.53/hr	Y
AGS130	EG	7/14/2015	121248	OIMT PERSONNEL MGMT SPECIALIST	Y	SRNA	73	Perm	A	1.00	52,910	1.00	25.00/HR	Y
AGS211	HA	7/15/2015	002746	LAND BOUNDARY SURVEYOR I	N	SR18	73	Perm	A	1.00	41,256	1.00	19.49/HR	Y
AGS231	FA	7/16/2015	018991	JANITOR II	N	BC02A	1	Perm	A	1.00	36,687	1.00	35,964	N
AGS221	IA	7/20/2015	012704	SECRETARY II	N	SR14	63	Perm	A	1.00	48,024	1.00	16.21/HR	Y
AGS221	IA	7/20/2015	017053	SECRETARY II	N	SR14K	3	Perm	A	1.00	44,388	1.00	49,968	N
AGS221	IA	7/20/2015	017040**	BUILDING CONST INSPECTOR II	N	SR19G	3	Perm	C			1.00	51,924	N
AGS231	FA	7/20/2015	022557	JANITOR II	N	BC02	61	Perm	A	1.00	36,687	1.00	17.29/hr	Y
AGS807	FQ	7/20/2015	021414	BUILDING MAINTENANCE WORKER I	N	BC09A	1	Perm	A	1.00	49,182	1.00	48,216	N
AGS102	CB	7/22/2015	027108	PRE AUDIT CLERK II	N	SR13	63	Perm	A	1.00	37,980	1.00	15.61/HR	Y
AGS221	IA	7/27/2015	017050**	BUILDING CONST INSPECTOR II	N	SR19A	3	Perm	C			1.00	41,064	N
AGS240	JA	7/30/2015	120808	PURCHASING SPCLT IV	N	SR22	73	Perm	A	1.00	48,228	1.00	22.79/HR	Y
AGS102	CB	8/3/2015	003545	PAYROLL/VOUCHER SPECIALIST	N	SR24C	23	Perm	A	1.00	50,172	1.00	53,364	N
AGS102	CB	8/3/2015	003556	PRE AUDIT CLERK III	N	SR15L	3	Perm	A	1.00	39,492	1.00	54,012	N
AGS231	FA	8/3/2015	055077	JANITOR II	N	BC02A	1	Perm	A	1.00	36,687	1.00	35,964	N
AGS889	MA	8/3/2015	046301	ELECTRICIAN I	N	BC10A	1	Perm	B	1.00	51,054	1.00	50,052	N
AGS891	PA	8/3/2015	121758	EXECUTIVE DIRECTOR; E911 BOARD	Y	SRNA	73	Temp	B	1.00	100,000	1.00	93,600	N
AGS130	EG	8/5/2015	121190	TECHNICAL ANALYST	Y	SRNA	73	Perm	A	1.00	74,274	1.00	75,000	N
AGS131	EC	8/10/2015	000193	DATA ENTRY OPERATOR I	N	SR08A	3	Perm	A	1.00	37,980	1.00	26,700	N
AGS252	GB	8/12/2015	019374	PARKING & SECURITY OFFICER I	N	SR09	63	Perm	W	1.00	41,064	1.00	13.35/hr	Y
AGS131	EC	8/17/2015	040588	COMPUTER OPERATOR I	N	SR13A	3	Perm	A	1.00	36,468	1.00	32,460	N
AGS221	IA	8/17/2015	042665**	ENGINEER V	N	SR26H	13	Perm	C			1.00	70,188	N

Department of Accounting and General Services  
Positions Filled from July 1, 2014 to November 30, 2015

Table 15

Prog ID	Sub-Org	Effective Date	Position	Position Title	Exempt	SR Level	BU Code	T/P	MOF	Budgeted	Budgeted	Actual	Actual Salary	Occupied
		Position Filled	Number		(Y/N)					FTE	Salary	FTE		by 89 Day Hire (Y/N)
AGS131	ED	8/18/2015	011492	INFORMATION TECHNOL MGR	N	EM05	35	Perm	A	1.00	79,620	1.00	37.32/HR	Y
AGS131	EE	8/18/2015	023159	INFORMATION TECHNOL SPCLT VI	N	SRNA	73	Perm	A	1.00	86,910	1.00	27.75/HR	Y
AGS131	EF	8/18/2015	043026	INFORMATION TECHNOLOGY MGR	N	EM05	35	Perm	A	1.00	86,100	1.00	37.32/HR	Y
AGS231	FA	8/26/2015	028789	JANITOR II	N	BC02	61	Perm	A	1.00	36687	1.00	17.29/HR	Y
AGS102	CB	9/1/2015	027108	PRE AUDIT CLERK I	N	SR11A	3	Perm	A	1.00	37,980	1.00	29,988	N
AGS102	CB	9/1/2015	028819	PRE AUDIT CLERK II	N	SR13	63	Perm	A	1.00	37,980	1.00	15.61/HR	Y
AGS111	DA	9/1/2015	120818*	DIGITAL ARCHIVES SPECIALIST	Y	SRNA	73	Temp	B			1.00	21.91/HR	N
AGS131	EF	9/1/2015	121766	INFORMATION TECHNOL SPCLT V	N	SR24	73	Vicing	A			1.00	25.66/hr	Y
AGS901	AC	9/1/2015	045371	PERSONNEL MGMT SPECIALIST V	N	SR24I	73	Perm	A	1.00	41,256	1.00	67,512	N
AGS901	AC	9/1/2015	046733	PERSONAL MGMT SPECIALIST II	N	SR18C	73	Perm	U	1.00	61,062	1.00	40,548	N
AGS807	FP	9/4/2015	021139	CARPENTER II	N	WS09A	1	Perm	A	1.00	52,194	1.00	51,168	N
AGS901	AC	9/8/2015	044852	PERSONNEL CLERK V	N	SR13	63	Perm	A	1.00	29,988	1.00	15.61/HR	Y
AGS102	CB	9/16/2015	012705	PRE AUDIT CLERK III	N	SR15H	3	Perm	A	1.00	41,064	1.00	46,188	N
AGS130	EG	9/16/2015	121438	OIMT PROCUREMENT SPECIALIST	Y	SRNA	73	Perm	A	1.00	45,576	1.00	42,996	N
AGS221	IA	9/16/2015	010615	PUBLIC WORKS MANAGER	N	EM07	35	Perm	A	1.00	115,632	1.00	97,728	N
AGS240	JA	9/16/2015	121554	SECRETARY III	Y	SR16	63	Vicing	A			1.00	17.53/hr	Y
AGS879	OA	9/16/2015	032775	SECRETARY III	N	SR16B	63	Perm	A	1.00	58,416	1.00	37,980	N
AGS901	AB	9/16/2015	019170	PRE AUDIT CLERK I	N	SR11A	3	Perm	A	1.00	31,236	1.00	29,988	N
AGS131	ED	9/21/2015	23496	INFORMATION TECHNOL SPCLT III	N	SR20	73	Perm	A	1.00	80,376	1.00	21.06/HR	Y
AGS231	FA	9/29/2015	121311	JANITOR II	Y	BC02	61	Vicing	A			1.00	17.29/hr	Y
AGS881	LA	9/29/2015	021352	OFFICE ASSISTANT III	N	SR08	63	Perm	B	0.50	18,234	0.50	12.84/HR	Y
AGS881	LA	9/29/2015	021352	OFFICE ASSISTANT III	N	SR08	63	Perm	N	0.50	18,234	0.50	12.84/HR	Y
AGS111	DA	9/30/2015	120819*	DIGITAL ARCHIVES SPECIALIST	Y	SRNA	73	Temp	B			1.00	18.00/hr	N
AGS111	DA	9/30/2015	120820*	DIGITAL ARCHIVES SPECIALIST	Y	SRNA	73	Temp	B			1.00	21.91/hr	N
AGS231	FA	9/30/2015	121167	JANITOR II	Y	BC02	61	Vicing	A			1.00	17.29/HR	Y
AGS889	MA	9/30/2015	121149	STADIUM SECURITY OFFICER	Y	SR21	84	Vicing	B			1.00	21.34/HR	Y
AGS901	AC	10/1/2015	044852	PERSONNEL CLERK IV	N	SR11D	63	Perm	A	1.00	29,988	1.00	33,720	N
AGS240	JA	10/5/2015	121554	SECRETARY III	Y	SR16	63	Vicing	A			1.00	17.53/hr	Y
AGS131	EC	10/6/2015	045591	INFORMATION TECHNOL SPCLT IV	N	SR22	73	Perm	A	1.00	71,418	1.00	22.79/HR	Y
AGS240	JA	10/6/2015	121554	SECRETARY III	Y	SR16K	63	VICING	A			1.00	55,212	N
AGS891	PA	10/9/2015	121793	ADMINISTRATIVE SERVICES ASST	Y	SR22	73	Temp	B	1.00	60,000	1.00	22.79/hr	Y
AGS130	EG	10/12/2015	120947	FINANCIAL ANALYST	Y	SRNA	73	Perm	A	1.00	53,040	1.00	60,000	N
AGS901	AC	10/12/2015	046733	PERSONNEL MGMT SPECIALIST II	N	SR18C	73	Perm	U	1.00	61,062	1.00	40,548	N
AGS211	HA	10/13/2015	002746	LAND BOUNDARY SURVEYOR I	N	SR18	73	Perm	A	1.00	41,256	1.00	19.49/HR	Y
AGS130	EG	10/16/2015	120865	GIS DATA BASE ADMINISTRATOR	Y	SRNA	73	Temp	A	1.00	65,000	1.00	28.85/hr	Y
AGS240	JA	10/16/2015	120808	PURCHASING SPCLT II	N	SR18C	13	Perm	A	1.00	61,062	1.00	40,548	N
AGS130	EG	10/19/2015	121029	INFORMATION ARCHITECT	Y	SRNA	73	Perm	A	1.00	84,996	1.00	50.96/HR	Y
AGS221	IA	10/19/2015	012704	SECRETARY II	N	SR14A	3	Perm	A	1.00	48,024	1.00	33,720	N
AGS221	IA	10/19/2015	021622**	OFFICE ASSISTANT III	N	SR08A	3	Perm	C			1.00	26,700	N
AGS221	IA	10/19/2015	046238**	ARCHITECT V	N	SR26C	13	Perm	C			1.00	57,720	N
AGS102	CB	10/22/2015	015605	PRE AUDIT CLERK II	N	SR13	63	Perm	A	1.00	41,064	1.00	15.61/hr	Y

Department of Accounting and General Services  
Positions Filled from July 1, 2014 to November 30, 2015

Table 15

Prog ID	Sub-Org	Effective Date	Position	Position Title	Exempt	SR Level	BU Code	T/P	MOF	Budgeted	Budgeted	Actual	Actual Salary	Occupied
		Position Filled	Number		(Y/N)					FTE	Salary	FTE		Hire (Y/N)
AGS252	GB	10/26/2015	048115	PARKING & SECURITY OFFICER I	N	SR09A	3	Perm	W	1.00	27,768	1.00	27,768	N
AGS103	CC	11/2/2015	003539	ACCOUNTANT VI	N	SR26L	23	Perm	A	1.00	83,580	1.00	82,140	N
AGS103	CC	11/2/2015	003547	ACCOUNTING SYSTEMS MANAGER	N	EM05	35	Perm	A	1.00	102,834	1.00	89,808	N
AGS111	DA	11/2/2015	012953	OFFICE ASSISTANT III	N	SR08A	3	Perm	A	1.00	27,768	1.00	26,700	N
AGS130	EG	11/2/2015	121103	CHIEF TECHNOLOGY OFFICER	Y	SRNA	73	Perm	A	1.00	112,500	1.00	134,004	N
AGS131	EF	11/2/2015	043026	INFORMATION TECHNOLOGY MGR	N	EM05	35	Perm	A	1.00	86,100	1.00	37.32/HR	Y
AGS881	LA	11/2/2015	021352	OFFICE ASSISTANT III	N	SR08A	3	Perm	B	0.50	18,234	0.50	13,350	N
AGS881	LA	11/2/2015	021352	OFFICE ASSISTANT III	N	SR08A	3	Perm	N	0.50	18,234	0.50	13,350	N
AGS252	GB	11/10/2015	019374	PARKING & SECURITY OFFICER I	N	SR09	63	Perm	W	1.00	41,064	1.00	13.35/hr	Y
AGS240	JA	11/16/2015	000092	PURCHASING SPCLT I	N	SR16C	13	Perm	A	1.00	42,906	1.00	37,464	N
AGS131	EE	11/17/2015	023159	INFORMATION TECHNOL SPCLT VI	N	SRNA	73	Perm	A	1.00	86,910	1.00	25.00/HR	Y
AGS131	EF	11/17/2015	121766	INFORMATION TECHNOL SPCLT V	N	SR24	73	Vicing	A			1.00	25.66/hr	Y
AGS231	FA	11/24/2015	028789	JANITOR II	N	BC02	61	Perm	A	1.00	36687	1.00	17.29/HR	Y
AGS102	CB	11/30/2015	027109	PRE AUDIT CLERK I	N	SR11E	3	Perm	A	1.00	33,720	1.00	35,112	N
AGS889	MA	11/30/2015	027960	ASST STADIUM BOX OFFICE MGR	N	SR21B	3	Perm	B	1.00	48,024	1.00	49,968	N
* Temporary Positions Budgeted as a lump sum														
**CIP positions are budgeted as a lump sum														

Department of Accounting and General Services  
 Unauthorized Positions as of November 30, 2015

Table 16

<u>Prog ID</u>	<u>Sub-Org</u>	<u>Date Established</u>	<u>Legal Authority</u>	<u>Position Number</u>	<u>Position Title</u>	<u>Exempt (Y/N)</u>	<u>SR Level</u>	<u>BU Code</u>	<u>T/P</u>	<u>MOF</u>	<u>FTE</u>	<u>Annual Salary</u>	<u>Filled (Y/N)</u>	<u>Occupied by 89 Day Hire (Y/N)</u>
	NONE													

Department of Accounting and General Services  
Overtime Expenditure Summary

Table 17

Prog ID	Sub-Org	Program Title	MOF	FY15 (actual)			FY16 (estimated)			FY17 (budgeted)		
				Base Salary \$\$\$\$	Overtime \$\$\$\$	Overtime Percent	Base Salary \$\$\$\$	Overtime \$\$\$\$	Overtime Percent	Base Salary \$\$\$\$	Overtime \$\$\$\$	Overtime Percent
AGS-101	CA	Acct System Development & Maintenance	A	\$ 457,846.00		0.00%	\$ 479,982.00	\$ 10,005	2.08%	\$ 497,957.00	\$ 11,848	2.38%
AGS-102	CB	Expenditure Examination	A	\$ 656,053.00	\$ 41,370	6.31%	\$ 705,504.00	\$ 25,000	3.54%	\$ 714,470.00	\$ 25,000	3.50%
AGS-103	CC	Recording and Reporting	A	\$ 789,343.00	\$ 46,251	5.86%	\$ 802,014.00	\$ 43,480	5.42%	\$ 821,506.00	\$ 43,480	5.29%
AGS-130	EG	Office of Information Mgt and Technology	A	\$ 922,838.00	\$ 2,155	0.23%	\$ 1,963,940.00		0.00%	\$ 1,980,956.00		0.00%
AGS-130	EG	Office of Information Mgt and Technology	B	\$ 590,616.00	\$ 741	0.13%	\$ 779,014.00		0.00%	\$ 784,410.00		0.00%
AGS-131	EA	Info Proc and Comm Services-Administration	A	\$ 501,471.00	\$ 1,504	0.30%	\$ 800,634.00	\$ 14,500	1.81%	\$ 827,499.00	\$ 14,500	1.75%
AGS-131	EB	Info Proc and Comm Services-Systems Services	A	\$ 812,131.00	\$ 13,137	1.62%	\$ 932,520.00	\$ 8,263	0.89%	\$ 966,662.00	\$ 8,263	0.85%
AGS-131	EC	Info Proc and Comm Services-Production Svcs	A	\$ 1,633,720.00	\$ 58,696	3.59%	\$ 2,304,780.00	\$ 31,810	1.38%	\$ 2,319,866.00	\$ 31,810	1.37%
AGS-131	ED	Info Proc and Comm Services-Tech Support Svcs	A	\$ 819,642.00	\$ 17,323	2.11%	\$ 978,312.00	\$ 2,660	0.27%	\$ 1,013,639.00	\$ 2,660	0.26%
AGS-131	EE	Info Proc and Comm Services-Client Services	A	\$ 1,848,606.00	\$ 7,767	0.42%	\$ 2,526,636.00	\$ 14,889	0.59%	\$ 2,614,378.00	\$ 14,889	0.57%
AGS-131	EF	Info Proc and Comm Services-Telecommunications	A	\$ 1,040,250.00	\$ (878)	-0.08%	\$ 1,141,458.00	\$ 5,563	0.49%	\$ 1,181,262.00	\$ 5,563	0.47%
AGS-203	AD	State Risk Mgmt and Insurance Administration	W	\$ 272,351.00	\$ -	0.00%	\$ 277,608.00	\$ 900	0.32%	\$ 288,683.00	\$ 900	0.31%
AGS-211	HA	Land Survey	A	\$ 524,758.00	\$ 3,053	0.58%	\$ 554,784.00	\$ 3,267	0.59%	\$ 571,420.00	\$ 3,267	0.57%
AGS-231	FA	Central Services -Custodial Services-Oahu	A	\$ 3,536,527.00	\$ 13,552	0.38%	\$ 3,765,312.00	\$ 7,116	0.19%	\$ 3,902,274.00	\$ 7,116	0.18%
AGS-231	FB	Central Services -Custodial Services-Hawaii	A	\$ 334,414.00	\$ 1,626	0.49%	\$ 332,741.00	\$ 2,100	0.63%	\$ 346,155.00	\$ 2,100	0.61%
AGS-231	FD	Central Services -Custodial Services-Kauai	A	\$ 160,475.00	\$ 404	0.25%	\$ 149,304.00		0.00%	\$ 155,325.00		0.00%
AGS-232	FE	Central Services-Grounds Maintenance -Oahu	A	\$ 813,471.00	\$ 33,309	4.09%	\$ 872,481.00	\$ 3,714	0.43%	\$ 901,875.00	\$ 3,714	0.41%
AGS-233	FK	Central Services-Bldg Rep and Alt - Oahu	A	\$ 1,590,591.00	\$ 104,801	6.59%	\$ 1,679,634.00		0.00%	\$ 1,729,413.00		0.00%
AGS-233	FL	Central Services-Bldg Rep and Alt - Hawaii	A	\$ 98,334.00	\$ 465	0.47%	\$ 98,364.00		0.00%	\$ 102,342.00		0.00%

Department of Accounting and General Services  
Overtime Expenditure Summary

Table 17

Prog ID	Sub-Org	Program Title	MOF	FY15 (actual)			FY16 (estimated)			FY17 (budgeted)		
				Base Salary \$\$\$\$	Overtime \$\$\$\$	Overtime Percent	Base Salary \$\$\$\$	Overtime \$\$\$\$	Overtime Percent	Base Salary \$\$\$\$	Overtime \$\$\$\$	Overtime Percent
AGS-240	JA	State Procurement Office	A	\$ 1,059,426.00	\$ 202	0.02%	\$ 1,283,730.00		0.00%	\$ 1,314,108.00		0.00%
AGS-244	JC	Surplus Property Management	W	\$ 145,028.00	\$ 1,767	1.22%	\$ 227,184.00		0.00%	\$ 233,040.00		0.00%
AGS-251	GA	Automotive Management - Motor Pool	W	\$ 547,966.00	\$ 2,010	0.37%	\$ 647,715.00	\$ 1,416	0.22%	\$ 666,290.00	\$ 1,416	0.21%
AGS-252	GB	Automotive Management - Parking Control	W	\$ 975,584.00	\$ 5,047	0.52%	\$ 980,559.00	\$ 26,600	2.71%	\$ 985,028.00	\$ 26,600	2.70%
AGS-807	FP	Sch Rep and Mtnc, Neighbor Isle Dist - Hawaii	A	\$ 1,665,090.00	\$ 2,741	0.16%	\$ 1,789,254.00		0.00%	\$ 1,849,486.00		0.00%
AGS-807	FQ	Sch Rep and Mtnc, Neighbor Isle Dist - Maui	A	\$ 1,278,509.00	\$ 1,636	0.13%	\$ 1,337,178.00	\$ 7,804	0.58%	\$ 1,380,789.00	\$ 7,804	0.57%
AGS-807	FR	Sch Rep and Mtnc, Neighbor Isle Dist - Kauai	A	\$ 1,009,778.00	\$ 668	0.07%	\$ 968,748.00	\$ 12,900	1.33%	\$ 997,623.00	\$ 12,900	1.29%
AGS-879	OA	Office of Elections	A	\$ 1,601,555.00	\$ 79,373	4.96%	\$ 922,532.00		0.00%	\$ 1,222,361.00	\$ 15,000	1.23%
AGS-879	OA	Office of Elections	N	\$ 50,689.00	\$ 4,380	8.64%	\$ 49,386.00		0.00%	\$ 49,386.00		0.00%
AGS-881	LA	State Foundation on Culture and the Arts	B	\$ 769,166.00	\$ 12,381	1.61%	\$ 829,229.00		0.00%	\$ 854,798.00		0.00%
AGS-881	LA	State Foundation on Culture and the Arts	N	\$ 287,761.00	\$ 469	0.16%	\$ 284,255.00	\$ 11,010	3.87%	\$ 291,356.00	\$ 11,010	3.78%
AGS-889	MA	Spectator Events & Shows- Aloha Stadium	B	\$ 3,731,412.00	\$ (4,352)	-0.12%	\$ 2,212,647.00	\$ 80,000	3.62%	\$ 2,262,622.00	\$ 80,000	3.54%
AGS-901	AB	General Administrative Services - Admin Svcs Off	A	\$ 661,981.00	\$ 4,457	0.67%	\$ 653,544.00	\$ 25,637	3.92%	\$ 668,025.00	\$ 25,637	3.84%
AGS-901	AB	General Administrative Services - Admin Svcs Off	U	\$ 47,834.00	\$ 519	1.09%	\$ 48,228.00		0.00%	\$ 49,914.00		0.00%
AGS-901	AC	General Administrative Services - Personnel Office	A	\$ 450,805.00	\$ 3,094	0.69%	\$ 427,074.00	\$ 20,000	4.68%	\$ 438,422.00	\$ 20,000	4.56%
AGS-901	AC	General Administrative Services - Personnel Office	U	\$ 59,824.00	\$ 1,290	2.16%	\$ 61,062.00		0.00%	\$ 63,198.00		0.00%
AGS-901	AE	General Administrative Services - Sys and Proc Off	A	\$ 400,556.00		0.00%	\$ 359,442.00	\$ 3,476	0.97%	\$ 372,213.00	\$ 3,476	0.93%
				\$ 32,146,401	\$ 460,958		\$ 34,226,789	\$ 362,110		\$ 35,418,751	\$ 378,953	

Overtime Position List

(Only for Positions the Sum of Overtime Paid and Value of Compensatory Time for which was at Least 10% of Base Pay during FY15)

Prog ID	Position No.	Bargaining Unit	Included in CB (Y/N)	Exempt (Y/N)	Temp or Perm (T/P)	MOF	Position Title	Salary Range Level	Base Annual Pay	Hours Exceeding Standard	FY 15						
											OT		Comp Time			Total OT/Comp	
											\$ Amount Paid	% of Base	Hours Earned	\$ Value of Hours Earned	% \$ Value of Base Salary	\$ Amount OT Paid + \$ Value Comp Hours Earned	% of Base
AGS102	3545	23	Y	N	P	A	Payroll/Voucher Specialist	SR24	57,542	651.06	15,534	27.0%			0.0%	15,534	27.0%
AGS102	12705	3	Y	N	P	A	Pre-Audit Clerk III	SR15	42,252	264.00	5,207	12.3%			0.0%	5,207	12.3%
AGS102	15605	3	Y	N	P	A	Pre-Audit Clerk II	SR13	41,789	264.76	5,219	12.5%			0.0%	5,219	12.5%
AGS102	27109	3	Y	N	P	A	Pre-Audit Clerk II	SR13	34,344	235.51	3,809	11.1%			0.0%	3,809	11.1%
AGS-103	3539	23	Y	N	P	A	Accountant VI	SR-26	82,140	328.18	12,764	15.5%			0.0%	12,764	15.5%
AGS-103	22959	13	Y	N	P	A	Accountant V	SR-24	75,960	282.02	10,121	13.3%			0.0%	10,121	13.3%
AGS-131	18587	13	Y	N	P	A	Info Tech SpcIt V	SR24	64,920	519.50	16,831	25.9%			0.0%	16,831	25.9%
AGS-131	00193	3	Y	N	P	A	Data Entry Op I	SR08	37,980	226.00	4,112	10.8%			0.0%	4,112	10.8%
AGS-131	10230	3	Y	N	P	A	Data Entry Op I	SR08	36,468	328.50	5,523	15.1%			0.0%	5,523	15.1%
AGS-131	13152	3	Y	N	P	A	Data Entry Op I	SR08	36,468	358.50	6,029	16.5%			0.0%	6,029	16.5%
AGS-131	23562	3	Y	N	P	A	Data Entry Op I	SR08	31,236	204.00	3,120	10.0%			0.0%	3,120	10.0%
AGS-131	11195	13	Y	N	P	A	Info Tech SpcIt V	SR24	60,012	220.50	6,361	10.6%			0.0%	6,361	10.6%
AGS-131	26816	23	Y	N	P	A	Info Tech SpcIt VI	SR26	85,416	356.25	14,631	17.1%			0.0%	14,631	17.1%
AGS-131	34056	13	Y	N	P	A	Info Tech SpcIt VI	SR26	85,416	333.75	13,707	16.0%			0.0%	13,707	16.0%
AGS-131	38456	13	Y	N	P	A	Info Tech SpcIt V	SR24	75,960	143.25	5,441	7.2%	76.51	2,906	3.8%	8,347	11.0%
AGS-211*	2748	13	Y	N	P	A	Land Boundary Surveyor III	SR-22	51,300	237.00	5,807	11.3%			0.0%	5,807	11.3%
AGS-221	17009	13	Y	N	P	C	Engineer (Bldgs) V	26E	74,688	276.00	10,129	13.6%			0.0%	10,129	13.6%
AGS-231	41678	1	Y	N	P	A	Janitor II	BC02	35,259	225.75	3,813	10.8%			0.0%	3,813	10.8%
AGS-232	22452	1	Y	N	P	A	Groundskeeper I	BC02	35,259	312.00	5,245	14.9%			0.0%	5,245	14.9%
AGS-232	10725	1	Y	N	P	A	Heavy Truck Driver	BC02	42,426	324.00	6,569	15.5%	2.25	47	0.1%	6,616	15.6%
AGS-232	4375	1	Y	N	P	A	Groundskeeper I	BC02	35,259	240.00	4,028	11.4%	28.00	484	1.4%	4,513	12.8%
AGS-232	28055	1	Y	N	P	A	Groundskeeper I	BC02	35,259	288.00	4,834	13.7%	23.00	398	1.1%	5,232	14.8%
AGS-232	2706	2	Y	N	P	A	Grnds Maint Supv II	F203	47,196	344.25	7,670	16.3%	3.00	68	0.1%	7,738	16.4%
AGS-233**	5724	1	Y	N	P	A	Carpenter II	WS09	40,038	536.25	13,682	34.2%			0.0%	13,682	34.2%
AGS-233**	2633	2	Y	N	P	A	Bldg Maint Supv II	F209	14,619	267.00	7,241	49.5%	22.50	632	4.3%	7,873	53.9%
AGS-233**	334	1	Y	N	P	A	Bldg Maint Wkr II	WS09	50,166	270.75	6,523	13.0%			0.0%	6,523	13.0%
AGS-233**	2650	1	Y	N	P	A	Carpenter I	BC09	50,949	736.50	17,951	35.2%	73.50	1,934	3.8%	19,884	39.0%
AGS-233**	11382	1	Y	N	P	A	Plumber II	WS10	57,366	525.00	14,414	25.1%	3.25	91	0.2%	14,505	25.3%
AGS-233**	2636	1	Y	N	P	A	Electrician I	BC10	57,558	411.00	11,384	19.8%	1.50	42	0.1%	11,427	19.9%
AGS-233**	2674	1	Y	N	P	A	Carpenter I	BC09	50,826	844.50	20,535	40.4%	147.63	3,675	7.2%	24,209	47.6%
AGS-233**	10846	1	Y	N	P	A	Bldg Maint Wkr I	BC09	48,966	987.75	23,134	47.2%	12.75	306	0.6%	23,439	47.9%
AGS-233**	7514	1	Y	N	P	A	Plumber I	BC10	53,550	389.25	9,975	18.6%			0.0%	9,975	18.6%
AGS-233**	22339	93	Y	N	P	A	Engineer VI	SR28	91,092	456.75	19,912	21.9%			0.0%	19,912	21.9%
AGS-233**	2666	1	Y	N	P	A	Carpenter I	BC09	50,826	700.50	17,067	33.6%	15.50	386	0.8%	17,453	34.3%
AGS-233**	21617	1	Y	N	P	A	Electrician II	WS10	60,450	463.50	13,402	22.2%	38.50	1,138	1.9%	14,540	24.1%

Overtime Position List

(Only for Positions the Sum of Overtime Paid and Value of Compensatory Time for which was at Least 10% of Base Pay during FY15)

Prog ID	Position No.	Bargaining Unit	Included in CB (Y/N)	Exempt (Y/N)	Temp or Perm (T/P)	MOF	Position Title	Salary Range Level	Base Annual Pay	Hours Exceeding Standard	FY 15						
											OT		Comp Time			Total OT/Comp	
											\$ Amount Paid	% of Base	Hours Earned	\$ Value of Hours Earned	% \$ Value of Base Salary	\$ Amount OT Paid + \$ Value Comp Hours Earned	% of Base
AGS-233**	118754	1	Y	N	P	A	Plumber I	BC10	54,474	712.50	18,578	34.1%			0.0%	18,578	34.1%
AGS-233**	5940	1	Y	N	P	A	Carpenter I	BC09	50,826	783.00	19,059	37.5%	19.50	485	1.0%	19,545	38.5%
AGS881	27869	13	Y	N	P	B	Arts Program Specialis	SR22C	39,500	150.50	4,700	11.9%	19.50	444	1.1%	5,145	13.0%
AGS889	27963	4	Y	N	P	B	Stadium Traffic & Park	SR-18	41,316	275.29	5,419	13.1%			0.0%	5,419	13.1%
GRAND TOTAL									2,017,071	15,472.82	399,480	19.8%	486.89	13,036	0.6%	412,516	20.5%
Totals by MOF						A		1,719,984	13,591.21	353,272	20.5%	467.39	12,592	0.7%	365,863	21.3%	
						B		80,816	425.79	10,119	12.5%	19.50	444	0.5%	10,563	13.1%	
						C		74,688	276.00	10,129	13.6%	-	-	0.0%	10,129	13.6%	
						N		-	-	-	#DIV/0!	-	-	#DIV/0!	-	#DIV/0!	
						P		-	-	-	#DIV/0!	-	-	#DIV/0!	-	#DIV/0!	
						R		-	-	-	#DIV/0!	-	-	#DIV/0!	-	#DIV/0!	
						T		-	-	-	#DIV/0!	-	-	#DIV/0!	-	#DIV/0!	
						U		-	-	-	#DIV/0!	-	-	#DIV/0!	-	#DIV/0!	
						W		-	-	-	#DIV/0!	-	-	#DIV/0!	-	#DIV/0!	
						X		-	-	-	#DIV/0!	-	-	#DIV/0!	-	#DIV/0!	
* Overtime is funded by the Department of Land and Natural Resources - Land Division																	
**65% of overtime was reimbursed by Hawaii Public Housing Authority per Memorandum of Agreement																	



Department of Accounting and General Services  
Overpayments as of November 30, 2015

Table 19

Name of Employee	Date of Over-payment	Gross Amount Overpaid	Amount Recovered	Balance	Category				Reason for Overpayment	Referred to Attorney General
					Employed Occurred > 2 Years	Employed Occurred < 2 Years	Not Employed Occurred > 2 Years	Not Employed Occurred < 2 Years		
[REDACTED]	Jan-June 2015	\$ 576.00	\$ 460.80	\$ 115.20		115.20			Incorrect step movement per EPAR	No
[REDACTED]	July-Dec 2014								Incorrect step movement per EPAR	No
[REDACTED]	Jan-June 2015	\$ 961.36	\$ 845.88	\$ 115.48		115.48			EPAR	No
[REDACTED]	July 2015	\$ 2,035.57	\$ 1,357.04	\$ 678.53		678.53			LWOP	No
[REDACTED]	June 2014	\$ 52.98	\$ 26.49	\$ 26.49		26.49			LWOP	No
[REDACTED]	2007, 2008	780.39	0.00	780.39				780.39	LWOP	YES
[REDACTED]	Dec06-Apr 07, July, Sep, Oct07, Jan08	793.61	388.74	404.87				404.87	LWOP	YES
[REDACTED]	Aug 2000	53.87	0.00	53.87				53.87	Emp xferred to C&C of Hon. S/h been paid for only 11.00 days, rec'd full semi-monthly pay	YES
[REDACTED]	Jan to Nov 2000	603.19	386.24	216.95				216.95	LWOP	YES
[REDACTED]	Jan to May 2001	451.65	0.00	451.65				451.65	LWOP	YES

Department of Accounting and General Services  
Overpayments as of November 30, 2015

Table 19

<u>Name of Employee</u>	<u>Date of Over-payment</u>	<u>Gross Amount Overpaid</u>	<u>Amount Recovered</u>	<u>Balance</u>	<u>Employed Occurred &gt; 2 Years</u>	<u>Employed Occurred &lt; 2 Years</u>	<u>Not Employed Occurred &gt; 2 Years</u>	<u>Not Employed Occurred &lt; 2 Years</u>	<u>Reason for Overpayment</u>	<u>Referred to Attorney General</u>
[REDACTED]	Feb & Dec 1995	474.44	0.00	474.44				474.44	LWOP	YES
[REDACTED]	July to Aug 1995	1,954.40	50.00	1,904.40				1904.4	LWOP	YES
[REDACTED]	Nov 2011	954.54	0.00	954.54				954.54	LWOP	YES
[REDACTED]	Nov 2006, Dec 2007	2,658.95	0.00	2,658.95				2658.95	LWOP paid after resignation date	YES
[REDACTED]	Nov 2008	202.40	70.00	132.40				132.4		YES
[REDACTED]	Oct to Dec 1995	2,611.63	519.00	2,092.63				2092.63	LWOP	YES
[REDACTED]	Apr 2001	894.94	83.41	811.53				811.53	LWOP	YES
[REDACTED]	Dec 2007	3,834.81	3,058.49	776.32				776.32	LWOP	YES
[REDACTED]	Feb-Mar 2011	714.61	0.00	714.61				714.61	LWOP	YES
[REDACTED]	Nov 2009	379.42	0.00	379.42				379.42	LWOP	YES
		\$20,988.76	\$7,246.09	\$13,742.67	\$ -	\$ 935.70	\$ -	\$12,806.97		

Department of Accounting and General Services  
Active Contracts as of December 1, 2015

Table 20

Accounting Division

Prog ID	MOF	Amount	Frequency (M/A/O)	Max Value	Outstanding Balance	Term of Contract			Entity	Contract Description	Explanation of How Contract is Monitored	POS Y/N	Category E/L/P/C/G/S
						Date Executed	From	To					
<u>Systems Accounting Branch</u>													
AGS-101	A	\$ 107	M	\$6,447	\$ 2,595	12/21/2012	12/21/2012	12/20/2017	Xerox Corp.	Xerox Copier W7120P 60 Mo Lease	*See footnote below	N	E
<u>PreAudit Branch</u>													
AGS102	A	\$ 297	M	\$ 17,794.20	\$ 8,897.10	3/18/2013	6/1/2013	5/31/2018	Sharp Electronics Corp	Multipurpose black/color copier with scanner and fax capability.	*See footnote below.	N	E
AGS102	A	\$ 15,073	A	\$ 15,073.09	\$ 15,073.09	9/1/2015	9/1/2015	8/31/2016	Pitney Bowes	On-call support for inserter	*See footnote below.	N	S
AGS102	A	varies	O	\$ 24,738.00	\$ 10,602.00	6/29/2015	6/29/2015	8/31/2016	Pacific Business Forms, Inc.	State of Hawaii Check Stock & Remittance Advice	*See footnote below.	N	G
AGS102	A	\$ 127	M	\$ 7,611.40	\$ 5,454.78	6/20/2014	9/11/2014	8/31/2019	Sharp Electronics Corp	Multipurpose black copier with scanner and fax capability.	*See footnote below.	N	E
<u>Uniform Accounting and Reporting Branch</u>													
AGS103	A	\$ 4,950	O	\$ 4,950.00	\$ 4,950.00	5/21/2015	5/21/2015	12/31/2015	Aon Risk Consultants, Inc.	Actuary services to assist in the preparation of the CAFR	** See footnote below	N	S
<p>*Pursuant to HRS Section 103-10, payment shall be made no later than 30 calendar days following the date of receipt of the invoice or after the satisfactory delivery of the goods or performance of the services, whichever is later. The vendor/contractor is owed interest if they cannot be paid within this time period.</p> <p>Pursuant to HRS 40-56, the person directly responsible for purchase order/contract signs a certification validating that goods and services have been received in good order and condition on the invoice.</p> <p>**Progress on deliverables is monitored by UARB Branch Chief. The Aon purchase order payment is issued upon completion and acceptance of actuarial report. This contract was fully paid as of December 7, 2015.</p>													



Department of Accounting and General Services  
Active Contracts as of December 1, 2015

Table 20

Office of Information Practices

AGS105 Enforcment of Information Practices													
Prog ID	MOF	Amount	Frequency (M/A/O)	Max Value	Outstanding Balance	Term of Contract			Entity	Contract Description	Explanation of How Contract is Monitored	POS Y/N	Category E/L/P/C/G/S
						Date Executed	From	To					
LTG105	A	286.29	M	\$ 17,177.40	\$ 10,879.02	11/22/2013	12/23/2013	12/23/2018	Xerox Corporation	Multipurpose Copier/Scan/Fax machine lease	Pursuant to HRS Section 103-10, payment shall be made no later than 30 calendar days following the date of receipt of the invoice after the satisfactory delivery of the goods or performance of services, whichever is later. The vendor/contractor is owed interest if they cannot be paid within this time period.  Pursuant to HRS 40-56, the person directly responsible for purchase order/contract signs a certification validating that goods and services have been received in good order and condition on the invoice.	N	E
LTG105	A	6,267.36	A	18,259.80	6,267.36	6/9/2014	7/1/2014	6/30/2017	Westlaw	Online legal research database services for OIP legal staff	Amount is prepaid on an annual basis for each year of the contract.	N	C

Department of Accounting and General Services  
Active Contracts as of December 1, 2015

Table 20

Archives Division

Prog ID	MOF	Amount	Frequency (M/A/O)	Max Value	Outstanding Balance	Term of Contract			Entity	Contract Description	Explanation of How Contract is Monitored	POS Y/N	Category E/L/P/C/G/S
						Date Executed	From	To					
AGS-111	A	\$ 207	M	\$ 12,420	\$ 10,971	4/14/2015	5/29/2015	5/28/2020	Xerox Corp	5 Yr. Copier W7855PT Lease	Monthly Billing*	N	E
AGS-111	A	\$ 91	M	\$ 5,460	\$ 3,640	9/4/2012	9/4/2012	9/4/2017	Xerox Corp	5 Yr. Copier WC4150X Lease	Monthly Billing*	N	E
AGS-111	A	\$ 173	M	\$ 10,380	\$ 4,152	6/12/2012	6/12/2012	6/12/2017	Xerox Corp	5 Yr. Copier C123OL-CO Lease	Monthly Billing*	N	E
AGS-111	B	\$ 10,000	M	\$ 347,500	\$ 40,000	9/8/2013	10/1/2013	2/29/2016	Adam Jansen	Consultant services to manage, provide oversight and consultation on the Hawaii State Digital Archives. Final payment \$20,000.	Monthly Billing*	N	C

\*Pursuant to HRS sections 103-10, payment shall be made no later than 30 calendar days following the date of receipt of the invoice or after the satisfactory delivery of the goods or of the services, whichever is later. The vendor/contractor is owed interest if they cannot be paid within this time period.

Pursuant to HRS section 40-56, the person directly responsible for purchase order/contract signs a certification validating that goods and services have been received in good order on the invoice.

Department of Accounting and General Services  
Active Contracts as of December 1, 2015

Table 20

Office of Enterprise Technology Services - ICSD/OIMT

Prog ID	MOF	Amount	Frequency (M/A/O)	Max Value	Outstanding Balance	Term of Contract			Entity	Contract Description	Explanation of How Contract is Monitored	POS Y/N	Category E/L/P/C/G/S
						Date Executed	From	To					
AGS-130	A	\$ 648	M	\$ 15,396.99	\$ 14,346.00	9/17/2015	10/1/2015	9/30/2016	High Technology Development Corp	Office space at 590 Lipoa Parkway, Kihei, Maui	Monthly reporting	N	L
AGS-131	A	Varies	A	288,209.51	0.00	03/31/14	03/31/15	03/30/16	CA, Inc. dba CA - IT Management Software	(5 years Multi-Term exp. 03/30/19) Provide software license replacement programs and maintenance services	Deliverable report	N	S
AGS-131	A	1,560.00	M	18,720.00	6,240.00	05/01/10	01/01/15	12/31/15	Hualalai Land Corporation	Lease Agreement (15 years and 6 months) (exp. 12/31/25) Location: Island of Hawai'i, Base Rent for Ka'upulehu Radio Site and Tower	Monthly reporting	N	L
AGS-131	A	22,465.00	O	67,395.00	44,930.00	09/21/15	09/21/15	09/20/16	Interisland Diversified, Inc.	(1+4 exp. 09/20/20) For Landscaping and Building Maintenance, Brush Clearing, and Fire Break Maintenance at Remote Telecommunications Facilities for the Islands of Kaua'i, O'ahu, Moloka'i, Lanai, Maui, and Hawai'i	Monthly reporting	N	S
AGS-131	A	24,950.00	Semi-A	49,900.00	24,950.00	07/11/13	07/11/15	06/30/16	Maximus Consulting Services, Inc.	FY 16 Statewide Cost Allocation Plan (SWCAP)	Deliverable report	N	S
AGS-131	A	11,523.48	M	138,281.76	69,140.88	05/01/15	05/01/15	04/30/16	Oahu Air Conditioning Service, Inc.	For Guaranteed Comprehensive Routine and Emergency Maintenance a Service of Telecommunications Air Conditioning Equipment and Systems	Deliverable report	N	S
AGS-131	A	Varies	M	148,008.00	123,349.00	06/25/15	06/25/15	06/24/16	Pacific Power Group, LLC dba Pacific Power Products Group	(1+4 exp. 06/24/19 ) For Comprehensive Routine and Emergency Maintenance of Standby Generator Systems and their Associated Equipment, including Refueling Services, at ICSD, Radio Facilities for the (Islands of Kauai, Oahu, Molokai, Lanai, Maui (Wailuku), and Hawaii)	Monthly reporting	N	S
AGS-131	A	14,944.43	M	179,333.16	89,666.58	04/01/11	04/01/15	03/31/16	Pacific Wireless Communications, LLC	(1+4 exp. 03/31/16) Comprehensive maint and continuous monitoring of Hawaiian Statewide Microwave Radio Comm Sys and its equipt	Monthly reporting	N	S
AGS-131	A	Varies	M	100,830.00	60,687.18	07/01/08	02/18/15	08/16/15	Sirius Computer Solutions, Inc. assigned to IBM Corporation	(1+4 exp. + 180 days 3rd ext. 02/17/15) Furnish deliver & replace a Leased IBM mainframe computer and storage server for the SOH (H/W)	Monthly reporting	N	E
AGS-131	A	Varies	M	152,635.00	91,393.12	07/01/08	02/18/15	08/16/15	Sirius Computer Solutions, Inc. assigned to IBM Corporation	(1+4 exp. + 180 days 3rd ext. 02/17/15) Furnish deliver & replace a Leased IBM mainframe computer and storage server for the SOH (S/W)		N	E
AGS-131	A	12,490.95	M	151,300.68	26,830.89	12/01/10	12/01/14	11/30/15	Sirius Computer Solutions, Inc. assigned to IBM Corporation	(7 years - exp. 11/30/17 - Multi-Term) Furnish, Deliver, Install Configure Migrate, and Provide Maintenance for a Virtual Tape System - 5th extension	Monthly reporting	N	L
AGS-131	A	12,490.95	M	151,300.68	151,300.68	12/01/10	12/01/15	11/30/16	Sirius Computer Solutions, Inc. assigned to IBM Corporation	(7 years - exp. 11/30/17 - Multi-Term) Furnish, Deliver, Install Configure Migrate, and Provide Maintenance for a Virtual Tape System - 6th extension	Monthly reporting	N	L

Department of Accounting and General Services  
Active Contracts as of December 1, 2015

Table 20

Office of Enterprise Technology Services - ICSD/OIMT

<u>Prog ID</u>	<u>MOF</u>	<u>Amount</u>	<u>Frequency (M/A/O)</u>	<u>Max Value</u>	<u>Outstanding Balance</u>	<u>Date Executed</u>	<u>From</u>	<u>To</u>	<u>Entity</u>	<u>Contract Description</u>	<u>Explanation of How Contract is Monitored</u>	<u>POS Y/N</u>	<u>Category E/L/P/C/G/S</u>
AGS-131	A	21,212.00	M	254,544.00	148,484.00	04/29/12	04/29/15	04/28/16	Xerox Corporation	(7 yr lease - exp. 04/28/19) Furnish and Deliver Laser Printing Systems to Replace or Upgrade Two Leased Xerox DP135MC Laser Printer	Monthly reporting	N	E



Department of Accounting and General Services  
Active Contracts as of December 1, 2015

Table 20

Risk Management Office

Prog ID	MOF	Amount	Frequency (M/A/O)	Max Value	Outstanding Balance	Term of Contract			Entity	Contract Description	Explanation of How Contract is Monitored	POS Y/N	Category E/L/P/C/G/S
						Date Executed	From	To					
AGS-203	W	\$ 30	M	\$1,440	\$ 810.00	3/7/2014	3/7/2014	3/7/2018	Xerox Corp	Fax Machine WC6605DN 4B mon. lease	*See footnote	N	E
AGS-203	W	\$ 261	M	\$15,675	\$ 1,050.22	3/4/2011	4/5/2011	4/5/2016	Ricoh Business Solutions	Copier AFCIO MP C4501 60 month lease	* See footnote	N	E
AGS-203	W	na	na	na	na	7/30/2009	7/30/2009	7/30/2017	Aon Risk Services, Inc. of Hawaii	Insurance Broker Services - Aon receives a commission directly from the insurance companies that provide the State with its insurance coverages. The State renews its insurance policies on an annual basis	On an annual basis, the Risk Management Officer evaluates the performance of the insurance broker.	N	S

Department of Accounting and General Services  
Active Contracts as of December 1, 2015

Table 20

Land Survey Division

Prog ID	MOF	Amount	Frequency (M/A/O)	Max Value	Outstanding Balance	Term of Contract			Entity	Contract Description	Explanation of How Contract is Monitored	POS Y/N	Category E/L/P/C/G/S
						Date Executed	From	To					
AGS-211	A	\$ 398	M	\$ 19,128	\$ 19,128	8/31/2015	11/4/2015	11/3/2019	Xerox Corp	W7855PT Color Multifunction Printer	* see footnote below	N	E

\*Pursuant to HRS Section 103-10, payment shall be made no later than 30 calendar days following the date of receipt of the invoice or after the satisfactory delivery of the goods or performance of the services, whichever is later. The vendor/contractor is wned interest if they cannot be paid within this time period.

Department of Accounting and General Services  
Active Contracts as of December 1, 2015

Table 20

Public Works Division

Prog ID	MOF	Amount	Frequency (M/A/O)	Max Value	Outstanding Balance	Term of Contract			Entity	Contract Description	Explanation of How Contract is Monitored	POS Y/N	Category E/L/P/C/G/S	
						Date Executed	From	To						
AGS-221	W	\$ 158	M	\$ 9,487.76	\$ 7,377.26	10/29/2014	10/29/2014	10/29/2019	Xerox Corp.	Copier, WC5335PT, 60 month lease.	* See footnote below.	N	E	ADM/et
AGS-221	W	\$ 385	M	\$ 24,364.59	\$ 19,491.67	10/29/2014	10/29/2014	10/29/2019	Xerox Corp.	Multi-Function Copier, W7970P, 60 month lease.	* See footnote below.	N	E	SSO/jsl
AGS-221	W	\$ 393	A	\$ 393.00	\$ -	10/1/2015	10/1/2016	9/30/2016	JFM Services	Typewriter, Annual Maintenance Agreement for (4) IBM Wheelwriter 6 & (1) IBM Wheelwriter 15	* See footnote below.	N	S	SSO/jsl
AGS-221	W	\$ 1,443	M	\$ 45,657.20	\$ 45,657.20	11/1/2015	11/1/2015	10/31/2016	HONBLUE, Inc.	Reproduction of Plans and Specifications and Related Services	* See footnote below. Services rendered as needed. Deliveries are checked via comparison with the work orders issued.	N	S	SSO/jk
AGS-221	W	\$ 314	A	\$ 2,434.01	\$ 1,421.20	6/28/2013	6/28/2013	7/31/2018	AED Institute of America, Inc.	Automated External Defibrillator (AED) devices, cabinets, training, and maintenance. 5-year contract.	* See footnote below.	N	S	SSO/jsl
AGS-221	W	\$ 309	M	\$ 18,540.00	\$ 4,017.00	12/14/2011	12/19/2011	12/28/2016	Xerox Corp.	Copier, WC7556P, 60 month lease	* See footnote below.	N	E	PB/ji
AGS-221	W	\$ 429	M	\$ 20,592.00	\$ 11,583.00	2/10/2014	2/25/2014	2/24/2018	Xerox Corp.	Copier, WC7775, 48 month lease	* See footnote below.	N	E	PMB/s
AGS-221	W	\$ 157	A	\$ 157.00	\$ 157.00	9/24/2015	10/1/2015	9/30/2016	JFM Services	Typewriter, Annual Maintenance Agreement for (2) IBM Wheelwriters	* See footnote below.	N	S	PMB/s
AGS-221	W	\$ 279	M	\$ -	\$ -	7/24/2015	-	-	Xerox Corp.	Wide-Format Scanner/Printer, WCP55, Month-to-Month Lease	* See footnote below.	N	E	CMB/dl
AGS-221	W	\$ 300	M	\$ 14,676.00	\$ 8,805.00	8/26/2013	9/1/2013	8/31/2018	Xerox Corp.	Copier, W7855PT, 60 Month Lease	* See footnote below.	N	E	CMB/dl
AGS-221	W	\$ 157	M	\$ 157.00	\$ 157.00	10/1/2015	10/1/2015	9/30/2016	JFM Services	Typewriter, Annual Maintenance Agreement, for (2) IBM Wheelwriter 30	* See footnote below.	N	S	CMB/or
AGS-221	W	\$ 1,064	A	\$ 1,064.00	\$ 1,064.00	11/19/2015	10/9/2015	10/8/2016	Maunakea Integrated Solutions	Copier Maintenance Service Agreement Contract for Sharp Copier AR-M237N	* See footnote below.	N	S	TSO/jl
AGS-221	W	\$ 79	A	\$ 79.00	\$ 79.00	7/23/2015	7/1/2015	7/16/2016	JFM Services	Typewriter, Annual Maintenance Agreement for IBM Wheelwriter 30	* See footnote below.	N	S	TSO/jl
AGS-221	W	\$ 10,336	O	\$ 123,900.00	\$ 62,018.00	2/6/2008	10/16/2014	8/25/2015	American Reprographics Co. LLC dba ARC	Plan File Archiving System, 2-year contract. DAGS Job No. 26-10-0762	* See footnote below.	N	S	TSO/jl
AGS-221	W	\$ 243	M	\$ 13,779.00	\$ 7,050.00	11/12/2012	11/12/2012	11/12/2017	Xerox Corp.	Xerox 3550 Copy Machine, 60 Month Lease	* See footnote below.	N	E	DO/en
AGS-221	W	\$ 264	M	\$ 15,855.00	\$ 12,684.00	12/19/2014	12/19/2014	12/19/2019	Xerox Corp.	Xerox Workcenter WC7665, 60 Month Lease	* See footnote below.	N	E	ADD/gp
AGS-221	W	\$ 18	M	\$ 1,041.00	\$ 832.80	12/19/2014	12/19/2014	12/19/2019	Xerox Corp.	Xerox Small Copier WC4118P, 60 Month Lease	* See footnote below.	N	E	ADD/gp
AGS-221	W	\$ 64	M	\$ 3,034.56	\$ 1,896.60	5/23/2014	5/23/2014	6/30/2018	Pitney Bowes	Pitney Bowes postage meter, P-700, 48 month lease	* See footnote below.	N	E	ADD/gp

Department of Accounting and General Services  
Active Contracts as of December 1, 2015

Table 20

Public Works Division

Prog ID	MOF	Amount	Frequency (M/A/O)	Max Value	Outstanding Balance	Date Executed	From	To	Entity	Contract Description	Explanation of How Contract is Monitored	POS Y/N	Category E/L/P/C/G/S		
AGS-221	W	\$ 882	O	\$ 12,062.27	\$ 881.82	7/13/2015	8/1/2015	6/30/2016	A&B Fleet Services- Kauai	1 Year Vehicle Servicing & Tune-Up Web-based Construction Management System (Software-as-a- Service), Contract No. 56627, Contract Extension #10	Contract includes vehicle servicing & tune-up for 3 programs. There are 2 vehicles under this program. Amount and outstanding balance is the Public Work's portion.	N	S		KDO/ak
AGS-221	W	\$ 9,875	O	\$ 9,875.25	\$ -	2/6/2008	6/29/2015	12/15/2015	Autodesk, Inc.		* See footnote below.	N	S		SD/rlh

\*Pursuant to HRS Section 103-10, payment shall be made no later than 30 days following the receipt of the invoice or after the satisfactory delivery of the goods or performance of services, whichever is later.  
The vendor is owed interest if they cannot be paid within this time period.

Department of Accounting and General Services  
Active Contracts as of December 8, 2015  
Public Works Division/Leasing Services Branch

Prog ID	MOF	Frequency		Max Value	Outstanding Balance	Term of Contract			Entity	Contract Description	Explanation of How Contract is Monitored	POS Y/N	Category E/L/P/C/G/S
		Amount	(M/A/O)			Date Executed	From	To					
AGS 223	A	337.50	M	2,700.00	1,190.00	7/14/2015	7/14/2015	Ongoing	CASTLE & COOKE RESORTS, LLC	Ofc Lease	** See footnote below	N	L
	A	470.00	M	2,400.00	1,084.65	9/4/2015	9/4/2015	Ongoing	CITY & COUNTY OF HONOLULU	Ofc Lease	** See footnote below	N	L
	A	5,949.48	M	41,650.00	14,067.32	7/14/2015	7/14/2015	Ongoing	DTP HOLDINGS, INC.	Ofc Lease	** See footnote below	N	L
	A	--	O	2,511,292.00	356,185.00	8/14/2014	8/14/2014	Ongoing	FIRST HAWAIIAN BANK	Ofc Lease	** See footnote below	N	L
	A	6,231.96	M	57,000.00	13,565.98	5/14/2015	5/14/2015	Ongoing	GF FRONTIER LLC	Ofc Lease	** See footnote below	N	L
	A	6,934.04	M	28,500.00	5,614.36	12/9/2014	12/9/2014	Ongoing	GULSONS, LLC	Ofc Lease	** See footnote below	N	L
	A	3,990.34	M	27,980.00	9,433.00	7/14/2015	7/14/2015	Ongoing	KONA SCENIC LAND INC	Ofc Lease	** See footnote below	N	L
	A	964.21	M	16,700.00	5,468.25	12/9/2014	12/9/2014	Ongoing	LANAI RESORTS, LLC	Ofc Lease	** See footnote below	N	L
	A	5,008.00	M	66,700.00	4,008.21	10/14/2014	10/14/2014	Ongoing	MARCUS PROPERTY MGMT, LLC	Ofc Lease	** See footnote below	N	L
	A	1,114.06	M	5,600.00	5,034.76	11/16/2015	11/16/2015	Ongoing	MAUI VARIETIES INVESTMENTS, INC	Ofc Lease	** See footnote below	N	L
	A	5,704.55	M	39,980.00	14,044.67	7/14/2015	7/14/2015	Ongoing	PONAHAWAI VENTURE, LLC	Ofc Lease	** See footnote below	N	L
	A	55,601.08	M	114,525.00	111,238.85	11/16/2015	11/16/2015	Ongoing	RONIN PROPERTIES, LLC	Ofc Lease	** See footnote below	N	L
	A	13,224.06	M	79,500.00	12,972.38	6/15/2015	6/15/2015	Ongoing	SHIRAKI, REED T.	Ofc Lease	** See footnote below	N	L
	A	3,887.75	M	46,700.00	15,115.89	3/10/2015	3/10/2015	Ongoing	TAVARES, EDMOND J. & EDWINA A.	Ofc Lease	** See footnote below	N	L
	A	2,452.07	M	17,250.00	5,131.16	7/14/2015	7/14/2015	Ongoing	UILANI ASSOCIATES, INC.	Ofc Lease	** See footnote below	N	L
	A	9,028.48	M	54,200.00	35,170.69	9/3/2015	9/3/2015	Ongoing	WATUMULL PROPERTIES, CORP.	Ofc Lease	** See footnote below	N	L

Department of Accounting and General Services  
Active Contracts as of December 8, 2015  
Public Works Division/Leasing Services Branch

Prog ID	MOF	Frequency		Max Value	Outstanding Balance	Term of Contract			Entity	Contract Description	Explanation of How Contract is Monitored	POS Y/N	Category E/L/P/C/G/S
		Amount	(M/A/O)			Date Executed	From	To					
	A	7,297.07	M	66,000.00	14,920.51	5/14/2015	5/14/2015	Ongoing	WINDWARD BUSINESS CENTER, LLC	Ofc Lease	** See footnote below	N	L
	A	8,005.20	M	72,050.00	34,468.57	7/17/2015	7/17/2015	Ongoing	WKSP LIMITED PARTNERSHIP	Ofc Lease	** See footnote below	N	L
	A	3,823.85	M	23,000.00	18,709.36	10/8/2015	10/8/2015	Ongoing	1955 MAIN STREET MGMT LLC	Ofc Lease	** See footnote below	N	* L
	A	1,742.59	M	8,800.00	4,872.97	9/14/2015	9/14/2015	Ongoing	1955 MAIN STREET MGMT LLC	Ofc Lease	** See footnote below	N	* L
	A	12,037.95	M	89,200.00	25,695.26	6/15/2015	6/15/2015	Ongoing	707 RICHARDS HOLDINGS, LLC	Ofc Lease	** See footnote below	N	* L
	A	16,817.15	M	84,100.00	58,545.11	10/8/2015	10/8/2015	Ongoing	820 MILILANI HOLDINGS, LLC	Ofc Lease	** See footnote below	N	* L
	A	38,089.38	M	119,100.00	114,472.71	11/16/2015	11/16/2015	Ongoing	820 MILILANI HOLDINGS, LLC	Ofc Lease	** See footnote below	N	* L
	A	14,717.37	M	59,000.00	43,207.06	10/8/2015	10/8/2015	Ongoing	A&B WAIANAE LLC	Ofc Lease	** See footnote below	N	* L
	A	17,800.20	M	89,000.00	27,719.74	8/4/2015	8/4/2015	Ongoing	AIPA PROPERTIES, L.L.C.	Ofc Lease	** See footnote below	N	* L
	A	2,595.42	M	18,200.00	13,513.22	10/8/2015	10/8/2015	Ongoing	AKAKU HOLDINGS, LLC	Ofc Lease	** See footnote below	N	* L
	A	11,253.00	M	135,100.00	33,822.60	10/7/2015	10/7/2015	Ongoing	BRILHANTE, WILLIAM V.	Ofc Lease	** See footnote below	N	* L
	A	6,262.98	M	43,800.00	13,871.70	7/14/2015	7/14/2015	Ongoing	BRILHANTE, WILLIAM V.	Ofc Lease	** See footnote below	N	* L
	A	37,000.49	M	254,900.00	47,564.34	7/14/2015	7/14/2015	Ongoing	CASTLE & COOKE PROPERTIES, INC	Ofc Lease	** See footnote below	N	* L
	A	13,013.42	M	91,000.00	33,662.11	7/14/2015	7/14/2015	Ongoing	CHUN, ROLAND K.C. AND/OR JANIS	Ofc Lease	** See footnote below	N	* L
	A	13,497.34	M	94,500.00	28,799.75	7/14/2015	7/14/2015	Ongoing	CLARK HOLDINGS LLC	Ofc Lease	** See footnote below	N	* L
	A	11,474.12	M	80,350.00	24,891.00	7/14/2015	7/14/2015	Ongoing	DAY-LUM RENTALS & MANAGEMENT	Ofc Lease	** See footnote below	N	* L
	A	1,814.51	M	14,575.00	5,969.71	7/14/2015	7/14/2015	Ongoing	DEETMAN, LOUIS J. & HELENA C.	Ofc Lease	** See footnote below	N	* L

Department of Accounting and General Services  
Active Contracts as of December 8, 2015  
Public Works Division/Leasing Services Branch

Prog ID	MOF	Frequency		Max Value	Outstanding Balance	Term of Contract			Entity	Contract Description	Explanation of How Contract is Monitored	POS Y/N	Category E/L/P/C/G/S
		Amount	(M/A/O)			Date Executed	From	To					
	A	3,657.49	M	11,000.00	7,449.33	11/16/2015	11/16/2015	Ongoing	ELEEE ASSOCIATES, INC.	Ofc Lease	** See footnote below	N	* L
	A	19,200.85	M	38,450.00	22,895.59	11/16/2015	11/16/2015	Ongoing	ENDLESS LUCK, LLC	Ofc Lease	** See footnote below	N	* L
	A	--	O	4,558,495.60	690,737.87	8/14/2014	8/14/2014	Ongoing	FIRST HAWAIIAN BANK	Ofc Lease	** See footnote below	N	* L
	A	7,422.66	M	51,900.00	18,456.09	7/14/2015	7/14/2015	Ongoing	FRAME 10	Ofc Lease	** See footnote below	N	* L
	A	1,874.99	M	15,000.00	6,601.16	7/14/2015	7/14/2015	Ongoing	GAYLORD PROPERTIES	Ofc Lease	** See footnote below	N	* L
	A	8,668.70	M	126,374.74	22,350.02	4/14/2015	4/14/2015	Ongoing	GF FRONTIER LLC	Ofc Lease	** See footnote below	N	* L
	A	4,669.76	M	32,700.00	10,223.73	7/14/2015	7/14/2015	Ongoing	GLACS, LLC	Ofc Lease	** See footnote below	N	* L
	A	13,395.57	M	173,000.00	3,621.40	11/14/2014	11/14/2014	Ongoing	GULSONS, LLC	Ofc Lease	** See footnote below	N	* L
	A	13,880.15	M	41,650.00	37,614.74	11/16/2015	11/16/2015	Ongoing	GULSONS, LLC	Ofc Lease	** See footnote below	N	* L
	A	2,292.16	M	34,800.00	6,792.00	11/14/2014	11/14/2014	Ongoing	HAWAII & PACIFIC COMMERCIAL	Ofc Lease	** See footnote below	N	* L
	A	3,580.74	M	25,050.00	8,115.74	7/14/2015	7/14/2015	Ongoing	HAWAII PUBLIC HOUSING	Ofc Lease	** See footnote below	N	* L
	A	86,739.73	M	173,500.00	88,333.40	11/16/2015	11/16/2015	Ongoing	HOUSING FINANCE AND	Ofc Lease	** See footnote below	N	* L
	A	5,718.71	M	40,055.00	15,423.76	7/14/2015	7/14/2015	Ongoing	IKEDA, RALPH S.	Ofc Lease	** See footnote below	N	* L
	A	13,195.57	M	92,400.00	34,768.93	7/14/2015	7/14/2015	Ongoing	KAILUA BUSINESS CENTER	Ofc Lease	** See footnote below	N	* L
	A	32,563.14	M	97,700.00	55,588.21	10/8/2015	10/8/2015	Ongoing	KAMEHAMEHA SCHOOLS	Ofc Lease	** See footnote below	N	* L
	A	80,329.21	M	241,000.00	186,957.37	11/16/2015	11/16/2015	Ongoing	KAMEHAMEHA SCHOOLS	Ofc Lease	** See footnote below	N	* L
	A	3,842.98	M	25,050.00	9,155.08	7/14/2015	7/14/2015	Ongoing	KANESHIRO AND SONS ENTERPRISE	Ofc Lease	** See footnote below	N	* L

Department of Accounting and General Services  
Active Contracts as of December 8, 2015  
Public Works Division/Leasing Services Branch

Prog ID	MOF	Frequency		Max Value	Outstanding Balance	Term of Contract			Entity	Contract Description	Explanation of How Contract is Monitored	POS Y/N	Category E/L/P/C/G/S
		Amount	(M/A/O)			Date Executed	From	To					
	A	8,253.47	M	57,780.00	22,505.71	7/14/2015	7/14/2015	Ongoing	KANESHIRO AND SONS ENTERPRISE	Ofc Lease	** See footnote below	N	* L
	A	9,951.46	M	85,000.00	31,756.03	6/15/2015	6/15/2015	Ongoing	KANESHIRO AND SONS ENTERPRISE	Ofc Lease	** See footnote below	N	* L
	A	1,741.66	M	14,000.00	1,808.38	5/14/2015	5/14/2015	Ongoing	KAUAI VETERANS COUNCIL	Ofc Lease	** See footnote below	N	* L
	A	2,318.74	M	11,600.00	2,446.46	8/4/2015	8/4/2015	Ongoing	KCOM CORP.	Ofc Lease	** See footnote below	N	* L
	A	5,993.87	M	41,980.00	15,099.13	7/14/2015	7/14/2015	Ongoing	KCOM CORP.	Ofc Lease	** See footnote below	N	* L
	A	8,425.26	M	59,000.00	19,041.35	7/14/2015	7/14/2015	Ongoing	KONA SCENIC LAND INC	Ofc Lease	** See footnote below	N	* L
	A	835.31	M	7,550.00	6,323.01	10/8/2015	10/8/2015	Ongoing	LANAI RESORTS, LLC	Ofc Lease	** See footnote below	N	* L
	A	5,245.87	M	63,000.00	54,418.47	10/8/2015	10/8/2015	Ongoing	LIHUE TOWN PLAZA	Ofc Lease	** See footnote below	N	* L
	A	1,874.99	M	15,000.00	12,023.20	10/8/2015	10/8/2015	Ongoing	OLD HILO RENTALS, LLC	Ofc Lease	** See footnote below	N	* L
	A	14,401.47	M	73,000.00	19,787.38	9/3/2015	9/3/2015	Ongoing	OLELO COMMUNITY TELEVISION	Ofc Lease	** See footnote below	N	* L
	A	38,680.05	M	77,500.00	46,423.92	11/16/2015	11/16/2015	Ongoing	ONE KAPIOLANI, LLC	Ofc Lease	** See footnote below	N	* L
	A	7,313.24	M	61,100.00	20,068.56	7/14/2015	7/14/2015	Ongoing	RONIN PROPERTIES, LLC	Ofc Lease	** See footnote below	N	* L
	A	10,901.75	M	43,700.00	4,208.08	8/4/2015	8/4/2015	Ongoing	S & F LAND COMPANY, INC.	Ofc Lease	** See footnote below	N	* L
	A	15,310.62	M	107,230.00	31,717.31	7/14/2015	7/14/2015	Ongoing	SCHNACK, FERDINAND J. H.	Ofc Lease	** See footnote below	N	* L
	A	1,495.82	M	18,000.00	16,298.27	10/8/2015	10/8/2015	Ongoing	TAVARES, EDMOND J. & EDWINA A.	Ofc Lease	** See footnote below	N	* L
	A	2,720.82	M	21,800.00	16,940.56	10/8/2015	10/8/2015	Ongoing	TAVARES, EDMOND J. & EDWINA A.	Ofc Lease	** See footnote below	N	* L
	A	13,319.74	M	96,080.00	40,024.63	7/14/2015	7/14/2015	Ongoing	TKO, LLC	Ofc Lease	** See footnote below	N	* L



Department of Accounting and General Services  
Active Contracts as of December 8, 2015  
Public Works Division/Leasing Services Branch

Prog ID	MOF	Frequency		Max Value	Outstanding Balance	Term of Contract			Entity	Contract Description	Explanation of How Contract is Monitored	POS Y/N	Category E/L/P/C/G/S
		Amount	(M/A/O)			Date Executed	From	To					
	A	5,301.82	M	31,700.00	17,932.90	9/3/2015	9/3/2015	Ongoing	UNION PLAZA	Ofc Lease	** See footnote below	N	* L
	A	2,078.57	M	6,900.00	6,303.28	11/16/2015	11/16/2015	Ongoing	WATUMULL KUKUI LLC	Ofc Lease	** See footnote below	N	* L
	A	6,165.34	M	43,170.00	15,425.00	7/14/2015	7/14/2015	Ongoing	WKSP LIMITED PARTNERSHIP	Ofc Lease	** See footnote below	N	* L
AGS 223	A	355.00	M	21,300.00	21,300.00	11/1/2015	11/1/2015	11/1/2020	Xerox Corp.	5 year Lease (copier W7855PT)	** See footnote below	N	E
	A	45.00	M	2,700.00	2,430.00	5/1/2015	5/1/2015	5/1/2020	Xerox Corp.	5 year Lease (copier PH3610)	** See footnote below	N	E

NOTES: \* A portion of the rent is paid by the user department with their funds. DAG's portion is paid with General Funds.  
\*\* Pursuant to HRS Section 103-10, payment shall be made no later than 30 calendar days following the date of receipt of the invoice or after the satisfactory delivery of the goods or performance of services, whichever is later. The vendor/contractor is owed interest if they cannot be paid within this time period.

Department of Accounting and General Services  
Active Contracts as of December 1, 2015

Table 20

Central Services Division

Prog ID	M OF	Amount	Frequency (M/A/O)	Max Value	Outstanding		Date Executed		Term of Contract		Entity	Contract Description	Explanation of How Contract is Monitored	POS Y/N	Category E/L/P/C/G/S
					Balance		From	To							
AGS-231 FA	A	\$ 29,604	M	\$ 355,250	\$ 236,833	5/4/2015	7/1/2015	6/30/2016	Honeywell Internatioal Inc	Air Conditioning Maintenance, Group III Contract	Monthly Billing*	N	S		
AGS-231 FA	A	\$ 106,969	M	\$ 1,283,663	\$ 1,070,500	7/14/2015	9/1/2015	8/31/2016	Oahu Air Conditioning Service, Inc	Air Conditioning Maintenance Group I Contract	Monthly Billing*	N	S		
AGS-231 FA	A	\$ 332	M	\$ 3,984	\$ 2,988	6/1/2015	9/1/2015	8/31/2016	West Oahu Aggregate Co, Inc	Refuse Collection Service at Wahiawa Civic Center	Monthly Billing*	N	S		
AGS-231 FA	A	\$ 5,851	M	\$ 70,212	\$ 54,376	8/3/2015	9/1/2015	8/31/2016	Lanakila Rehabilitation Center, Inc	Custodial Services at Ala Moana Building, Kamehameha V Building and Korean and Vietnam Memorial	Monthly Billing*	N	S		
AGS-231 FA	A	\$ 2,713	M	\$ 32,560	\$ 29,260	8/13/2015	10/1/2015	9/30/2016	Doonwood Engineering	Sump Pump Maintenance Contract	Monthly Billing*	N	S		
AGS-231 FA	A	\$ 1,646	M	\$ 19,760	\$ 16,774	11/13/2015	11/1/2015	10/31/2016	Four Corner Pest Control, LLC	Rodent Pest Control Services	Monthly Billing*	N	S		
AGS-231 FA	A	\$ 32,898	M	\$ 394,779	\$ 31,665	8/21/2014	12/1/2014	11/30/2015	Honeywell International Inc	Air Conditioning Maintenance, Group II Contract	Monthly Billing*	N	S		
AGS-231 FA	A	\$ 23,773	M	\$ 285,287	\$ 285,287	11/13/2015	12/1/2015	11/30/2016	Honeywell International Inc	Air Conditioning Maintenance, Group II Contract	Monthly Billing*	N	S		
AGS-231 FA	A	\$ 3,784	M	\$ 49,410	\$ 12,284	10/9/2014	1/1/2015	12/31/2015	Schindler Elevator	Elevator Maintenance Contract	Monthly Billing*	N	S		
AGS-231 FA	A	\$ 21,063	M	\$ 252,756	\$ 61,086	9/24/2014	1/1/2015	12/31/2015	Kone, Inc.	Elevator Maintenance Contract	Monthly Billing*	N	S		
AGS-231 FA	A	\$ 2,715	M	\$ 32,580	\$ 5,895	12/30/2014	1/1/2015	12/31/2015	Island Recycling	Paper, Cardboard Recycling	Monthly Billing*	N	S		
AGS-231 FA	A	\$ 6,486	O-Quarterly	\$ 25,948	\$ 14,085	10/14/2014	1/1/2015	12/31/2015	Pacific Power Products Company	Generator Maintenance Service	Other- Quarterly Billing*	N	S		
AGS-231 FA	A	\$ 1,080	M	\$ 12,960	\$ 6,480	6/1/2015	6/1/2015	5/31/2016	West Oahu Aggregate Co., Inc.	Refuse and Recycling Service at Kakuhihewa Building	Monthly Billing*	N	S		
AGS-231 FA	A		M	\$ 28,511	\$ 28,511	10/29/2015	12/1/2015	11/30/2020	Xerox	5 Year Copier/Printer WC7970P 60 month Lease	Monthly Billing*	N	E		
AGS-231 FA	A		M	\$ 20,845	\$ 12,160	7/1/2012	7/1/2012	11/30/2015	Xerox	5 Year Copier/Printer WC7775P 60 month Lease	Monthly Billing*	N	E		
AGS-231 FA	A		M	\$ 13,291	\$ 8,640	3/1/2013	3/1/2013	2/28/2018	Xerox	5 Year Copier/Printer/Fax WC7556 60 month Lease	Monthly Billing*	N	E		
AGS-231 FA	A		M	\$ 9,354	\$ 6,548	7/1/2013	7/1/2013	6/30/2018	Xerox	5 Year Copier/Printer/Fax/Scan WC7835PT 60 month Lease	Monthly Billing*	N	E		
AGS-231 FA	A		M	\$ 1,137	\$ 853	9/1/2013	9/1/2013	8/31/2018	Xerox	5 Year Copier/Printer/Fax/Scan WC3550X 60 month Lease	Monthly Billing*	N	E		
AGS-231 FA	A	\$ 252,344	O - quarterly	\$ 12,377,445	\$ 12,118,011	7/31/2009	9/1/2015	8/31/2016	PNC Equipment Lease	Equipment Leasing Purchase Agreement	Quarterly Billing*	N	E		
AGS-231 FA	A	\$ 522,461	S - semi-annual	\$ 18,834,612	\$ 18,834,612	9/20/2013	3/20/2014	9/20/2033	Ameresco	Equipment Leasing Purchase Agreement	Quarterly Billing*	N	E		
AGS-231 FA	A	\$ -	M	\$ 1,412,183	\$ 823,773	7/31/2009	9/1/2013	8/31/2014	NORESCO	Fees for Operations & Maintenance (O&M), Measurement & Verification (M&V), Energy Manager (EM) and Energy Conservation thru Behavior Change (ECTBC).	Monthly Billing*	N	S		
AGS-231FB	A	\$ 973	M	\$ 58,383.00	\$ 41,839.00	6/23/2014	7/1/2015	6/30/2016	HMP, Inc.	Rubbish hauling services-pub bldgs	*See footnote below	N	S		
AGS-231FB	A	\$ 2,088	M	\$ 125,289.00	\$ 89,790.00	6/20/2014	7/1/2015	6/30/2016	Pacific Waste, Inc.	Rubbish hauling services-pub bldgs	*See footnote below	N	S		
AGS-231FB	A	\$ 4,892	O	\$ 58,702.26	\$ 35,387.49	5/14/2015	7/1/2015	6/30/2016	Arc of Kona	Janitorial svcs-Keakealani bldg	*See footnote below	N	S		
AGS-231FB	A	\$ 661	M	\$ 7,937.76	\$ 4,627.00	7/1/2015	7/1/2015	6/30/2016	CW Maintenance	Janitorial svcs-No. Kohala	*See footnote below	N	S		
AGS-231FB	A	\$ 540	M	\$ 6,480.00	\$ 3,780.00	7/1/2015	7/1/2015	6/30/2016	Brantley Center	Janitorial svcs-Honokaa	*See footnote below	N	S		
AGS-231/FC	A	\$ 264	M	\$ 15,840	\$ 12,672	11/24/2014	12/19/2014	12/19/2019	Xerox Corp.	5 year copier WCP215 60 Months Lease	by MDO*	N	E		
AGS-231/FC	A	\$ 1,203	M	\$ 14,436	\$ 8,421	4/13/2015	7/1/2015	6/30/2016	Aloha Waste	Refuse pick up & disposal	by MDO*	N	S		
AGS-231/FC	A	\$ 1,200	M	\$ 14,400	\$ 8,400	4/14/2015	7/1/2015	6/30/2016	Pacific Ohana Masonry & Landscaping	Janitorial service for Lahaina Comprehensive Health Center	by MDO*	N	S		
AGS-231/FC	A	\$ 452	M	\$ 5,424	\$ 452	1/1/2015	1/1/2015	12/31/2015	Kone Elevator	Elevator maintenance	Statewide*	N	S		
AGS-231/FC	A	\$ 73,613	A	\$ 73,613	\$ 61,344	9/26/2014	10/1/2015	9/30/2016	Oahu Air Conditioning Service Inc.	Air conditioning maintenance	Statewide*	N	S		
AGS-231/FD	A	\$ 350	O	\$ 12,062	\$ 350	7/13/2015	8/1/2015	6/30/2016	A&B Fleet Services-Kauai	1 Yr. Vehicle Service & Tune Up (Service)		N	S		
AGS-231/FD	A	\$ 221	O	same as above	\$ 221	7/13/2015	8/1/2015	6/30/2016	A&B Fleet Services-Kauai	1 Yr. Vehicle Service & Tune Up (Service)		N	S		
AGS-231/FD	A	\$ 2,169	M	\$ 26,024	\$ 15,181	6/24/2015	7/1/2015	6/30/2016	Garden Isle Disposal	1 Year Refuse & recycling Collections Service, Kauai	*See footnote below	N	S		
AGS-231/FD	A	\$ 8,553	M	\$ 213,201	\$ 111,545	3/31/2015	7/1/2015	6/30/2016	Oahu Air Conditioning Service Inc.	Cooperative Purchasing Agreement w/DOE - 1 yr. maint. Service contract at State Public buildings on Kauai.	* See footnote below	N	S		
AGS-232 FE	A	\$ 72,708	A	\$ 72,708	\$ 72,708	3/4/2015	6/1/2015	5/31/2016	Imua Landscaping Co Inc	Tree Trimming Services Honolulu Civic Center	Annual Billing*	N	S		
AGS-232 FE	A	\$ 23,130	A	\$ 23,130	\$ 1,080	3/4/2015	6/1/2015	5/31/2016	Loves Landscaping Co, Inc	Tree Trimming Services East Oahu	Annual Billing*	N	S		
AGS-232 FE	A	\$ 14,000	A	\$ 14,000	\$ 9,800	3/4/2015	6/1/2015	5/31/2016	Loves Landscaping Co, Inc	Tree Trimming of Exceptional Trees on Oahu	Annual Billing*	N	S		
AGS-232 FE	A	\$ 39,641	O - Three times a year	\$ 118,923	\$ 118,923	11/3/2015	12/1/2015	11/30/2016	Imua Landscaping Co, Inc	Coconut and Other Palm Tree Trimming Services	Other-every 4 months* **	N	S		
AGS-232 FE	A	\$ 40,190	A	\$ 40,190	\$ 40,190	11/15/2015	11/1/2015	10/31/2016	Harian T Langi dba Local Landscaping	Tree Trimming Services West Oahu	Annual Billing* **	N	S		
AGS-232 FE	A	\$ 19,000	A	\$ 19,000	\$ 19,000	11/15/2015	11/1/2015	10/31/2016	Harian T Langi dba Local Landscaping	Tree Trimming Services Libraries	Annual Billing* **	N	S		
AGS-232FF	A	\$ 1,834	O	\$ 22,018.16	\$ 12,838.00	5/14/2015	7/1/2015	6/30/2016	Arc of Kona	Grounds svcs-Keakealani bldg	*See footnote below	N	S		
AGS-232FF	A	\$ 171	M	\$ 2,052.00	\$ 1,197.00	7/1/2015	7/1/2015	6/30/2016	Brantley Center	Grounds svcs-Honokaa	*See footnote below	N	S		
AGS-232/FG	A	\$ 1,200	M	\$ 14,400	\$ 8,400	4/14/2015	7/1/2015	6/30/2016	Pacific Ohana Masonry & Landscaping	Grounds maintenance service for Lahaina Comprehensive Health Center	by MDO*	N	S		

Department of Accounting and General Services  
Active Contracts as of December 1, 2015

Table 20

Central Services Division

Prog ID	M OF	Amount	Frequency (M/A/O)	Max Value	Outstanding Balance	Date Executed	From	To	Entity	Contract Description	Explanation of How Contract is Monitored	POS	Category
												Y/N	E/U/P/C/G/S
AGS-233/FN	A	\$ 3	M	\$ 5,046.60	\$ 55.64	9/11/2012	9/30/2012	9/30/2017	Pitney Bowes	5 Yr. Postage Meter (DM200L) 60 mo. Lease	*See footnote below	N	L
AGS-233/FN	A	\$ 28	M	\$ 16,609.80	\$ 304.66	10/21/2011	10/21/2011	10/21/2016	RICOH	5 Yr. Copier MPC5501 - 60 mo. Lease	*See footnote below	N	L
<p>*Pursuant to HRS Section 103-10, payment shall be made no later than 30 calendar days following the date of receipt of the invoice or after the satisfactory delivery of the goods or performance of the services, whichever is later. The vendor/contractor is owed interest if they cannot be paid within this time period. Pursuant to HRS 40-56, the person directly responsible for purchase order/contract signs a certification validating that goods and services have been received in good order and condition on the invoice.</p> <p>**Contracts pending approval / disapproval from DHRD</p>													

Department of Accounting and General Services  
Active Contracts as of December 1, 2015

Table 20

(Hawaii District Office) Prog ID	MOF	Amount	Frequency (M/A/O)	Max Value	Outstanding Balance	Term of Contract			Entity	Contract Description	Explanation of How Contract is Monitored	POS Y/N	Category E/L/P/C/G/S
						Date Executed	From	To					
AGS-231FB	A	\$ 973	M	\$ 58,383.00	\$ 41,839.00	6/23/2014	7/1/2015	6/30/2016	HMP, Inc.	Rubbish hauling services-pub bldgs	*See footnote below	N	S
AGS-231FB	A	\$ 2,088	M	\$ 125,289.00	\$ 89,790.00	6/20/2014	7/1/2015	6/30/2016	Pacific Waste, Inc.	Rubbish hauling services-pub bldgs	*See footnote below	N	S
AGS-231FB	A	\$ 4,892	O	\$ 58,702.26	\$ 35,387.49	5/14/2015	7/1/2015	6/30/2016	Arc of Kona	Janitorial svcs-Keakealani bldg	*See footnote below	N	S
AGS-231FB	A	\$ 661	M	\$ 7,937.76	\$ 4,627.00	7/1/2015	7/1/2015	6/30/2016	CW Maintenance	janitorial svcs-No. Kohala	*See footnote below	N	S
AGS-231FB	A	\$ 540	M	\$ 6,480.00	\$ 3,780.00	7/1/2015	7/1/2015	6/30/2016	Brantley Center	janitorial svcs-Honokaa	*See footnote below	N	S
AGS-232FF	A	\$ 1,834	O	\$ 22,018.16	\$ 12,838.00	5/14/2015	7/1/2015	6/30/2016	Arc of Kona	Grounds svcs-Keakealani bldg	*See footnote below	N	S
AGS-232FF	A	\$ 171	M	\$ 2,052.00	\$ 1,197.00	7/1/2015	7/1/2015	6/30/2016	Brantley Center	Grounds svcs-Honokaa	*See footnote below	N	S
AGS-807FP	A	\$ 457	M	\$ 27,420.00	\$ 3,199.00	8/28/2013	8/28/2013	8/28/2018	Xerox	DAGS office copier 60 mo lease	*See footnote below	N	E
AGS-807FP	A	\$ 40	M	\$ 2,400.00	\$ 1,120.00	8/28/2013	8/28/2013	8/28/2018	Xerox	DAGS office printer 60 mo lease	*See footnote below	N	E
AGS-807FP	A	\$ 31	M	\$ 1,860.00	\$ 372.00	11/21/2011	11/21/2011	11/21/2016	Xerox	Hilo baseyard printer 60 mo lease	*See footnote below	N	E
AGS-807FP	A	\$ 165	M	\$ 9,900.00	\$ 1,650.00	9/15/2011	9/15/2011	9/15/2016	Xerox	Hilo Baseyard copier 60 mo lease	*See footnote below	N	E
AGS-807FP	A	\$ 151	M	\$ 9,900.00	\$ 1,510.00	9/15/2011	9/15/2011	9/15/2016	Xerox	Kona baseyard copier 60 mo lease	*See footnote below	N	E
AGS-807FP	A	\$ 45	M	\$ 2,700.00	\$ 630.00	1/10/2012	1/10/2012	1/10/2017	Xerox	Honokaa baseyard copier 60 mo lease	*See footnote below	N	E
AGS-807FP	A	\$ 25	M	\$ 1,500.00	\$ 400.00	3/1/2013	3/1/2013	3/1/2018	Xerox	Kau baseyard copier 60 mo lease	*See footnote below	N	E
AGS-807FP	A	\$ 49	M	\$ 2,940.00	\$ 2,352.00	7/31/2014	8/1/2014	7/31/2019	Xerox	Kona baseyard printer 60 mo lease	*See footnote below	N	E
AGS-807FP	A	\$ 105	M	\$ 6,300.00	\$ 1,260.00	11/21/2011	11/21/2011	11/21/2016	Neopost	postage machine 60 mo lease	*See footnote below	N	E
AGS-807FP	A	\$ 402	A	\$ 2,010.00	\$ 402.00	11/21/2011	11/21/2011	11/21/2016	Business Works	postage machine maintenance	*See footnote below	N	E

Department of Accounting and General Services  
Active Contracts as of December 1, 2015

Table 20

(Maui District Office) Prog ID	MOF	Amount	Frequency (M/A/O)	Max Value	Outstanding Balance	Term of Contract			Entity	Contract Description	Explanation of How Contract is Monitored	POS Y/N	Category E/L/P/C/G/S
						Date Executed	From	To					
AGS-231/FC	A	\$ 264	M	\$ 15,840	\$ 12,672	11/24/2014	12/19/2014	12/19/2019	Xerox Corp.	5 year copier WCP215 60 Months Lease	by MDO*	N	E
AGS-231/FC	A	\$ 1,203	M	\$ 14,436	\$ 8,421	4/13/2015	7/1/2015	6/30/2016	Aloha Waste	Refuse pick up & disposal	by MDO*	N	S
AGS-231/FC	A	\$ 1,200	M	\$ 14,400	\$ 8,400	4/14/2015	7/1/2015	6/30/2016	Pacific Ohana Masonry & Landscaping	Janitorial service for Lahaina Comprehensive Health Center	by MDO*	N	S
AGS-231/FC	A	\$ 452	M	\$ 5,424	\$ 452	1/1/2015	1/1/2015	12/31/2015	Kone Elevator	Elevator maintenance	Statewide*	N	S
AGS-231/FC	A	\$ 73,613	A	\$ 73,613	\$ 61,344	9/26/2014	10/1/2015	9/30/2016	Oahu Air Conditioning Service Inc.	Air conditioning maintenance	Statewide*	N	S
AGS-232/FG	A	\$ 1,200	M	\$ 14,400	\$ 8,400	4/14/2015	7/1/2015	6/30/2016	Pacific Ohana Masonry & Landscaping	Grounds maintenance service for Lahaina Comprehensive Health Center	by MDO*	N	S

\*Pursuant to HRS sections 103-10, payment shall be made no later than 30 calendar days following the date of receipt of the invoice or after the satisfactory delivery of the services, whichever is later. The vendor/contractor is owned interest if they cannot be paid within this time period.  
Pursuant to HRS section 40-56, the person directly responsible for purchase order/contract signs a certification validating that goods and services have been received in on the invoice.

Department of Accounting and General Services  
Active Contracts as of December 1, 2015

Table 20

(Kauai District Office) Prog ID	MOF	Amount	Frequency (M/A/O)	Max Value	Outstanding Balance	Term of Contract			Entity	Contract Description	Explanation of How Contract is Monitored	POS Y/N	Category E/L/P/C/G/S
						Date Executed	From	To					
AGS-807	A	\$ 40	M	\$ 5,046.60	\$ 869.76	9/11/2012	9/30/2012	9/30/2017	PITNEY BOWES	5 YR POSTAGE METER (DM200L) 60 MO LEASE	* See footnote below. Max Value amount is the total lease amount which is funded by three programs.	N	E
AGS-233	A	\$ 3	M	SAME AS ABOVE	\$ 55.64	9/11/2012	9/30/2012	9/30/2017	PITNEY BOWES	5 YR POSTAGE METER (DM200L) 60 MO LEASE	* See footnote below. Max Value amount is the total lease amount which is funded by three programs.	N	E
AGS-807	A	\$ 249	M	\$ 16,609.80	\$ 2,740.47	10/21/2011	10/21/2011	10/21/2016	RICOH	5 YR COPIER MPC5501 - 60 MO LEASE	*See footnote below. Max Value amount is the total lease amount which is funded by two programs.	N	E
AGS-233	A	\$ 28	M	SAME AS ABOVE	\$ 304.66	10/21/2011	10/21/2011	10/21/2016	RICOH	5 YR COPIER MPC5501 - 60 MO LEASE	*See footnote below. Max Value amount is the total lease amount which is funded by two programs.	N	E
AGS-807	A	\$ 5,840	O	\$ 12,062.27	\$ 3,749.34	7/13/2015	8/1/2015	6/30/2016	A&B FLEET SERVICES KAUAI	1 YR VEHICLE SERVICE & TUNE-UP (SERVICE)	CONTRACT INCLUDES VEHICLE SERVICING & TUNE-UP. MAX VALUE AMOUNT IS THE TOTAL QUOTED AMOUNT WHICH IS FUNDED BY THREE PROGRAMS.	N	S
AGS-807	A	\$ 4,769	O	SAME AS ABOVE	\$ 2,291.96	7/13/2015	8/1/2015	6/30/2016	A&B FLEET SERVICES KAUAI	1 YR VEHICLE SERVICE & TUNE-UP (TUNE-UP)		N	S
AGS-231	A	\$ 350	O	SAME AS ABOVE	\$ 349.56	7/13/2015	8/1/2015	6/30/2016	A&B FLEET SERVICES KAUAI	1 YR VEHICLE SERVICE & TUNE-UP (SERVICE)		N	S
AGS-231	A	\$ 221	O	SAME AS ABOVE	\$ 221.39	7/13/2015	8/1/2015	6/30/2016	A&B FLEET SERVICES KAUAI	1 YR VEHICLE SERVICE & TUNE-UP (TUNE-UP)		N	S
AGS-231	A	\$ 2,169	M	\$ 26,023.92	\$ 15,180.62	6/24/2015	7/1/2015	6/30/2016	GARDEN ISLE DISPOSAL	1 YR REFUSE & RECYCLING COLLECTIONS SERVICE, KAUAI	*See footnote below. Max Value amount is the total contract amount for refuse & recycling.	N	S
AGS-231	A	\$ 8,553	M	\$ 213,200.56	\$ 111,544.68	3/31/2015	7/1/2015	6/30/2016	OAHU AIR CONDITIONING	COOPERATIVE PURCHASING AGREEMENT W/DOE - 1 YR MAINT SERVICE CONTRACT AT STATE PUBLIC BUILDINGS ON KAUAI	* See footnote below.	N	S

\* Pursuant to HRS Section 103-10, payment shall be made no later than 30 calendar days following the date of receipt of the invoice or after the satisfactory delivery of the goods or performance of the services, whichever is later. The vendor/contractor is owned interest if they cannot be paid within this time period.

Department of Accounting and General Services  
Active Contracts as of December 1, 2015

Table 20

State Procurement Office

Prog ID	MOF	Amount	Frequency (M/A/O)	Max Value	Outstanding Balance	Term of Contract			Entity	Contract Description	Explanation of How Contract is Monitored	POS	Category
						Date Executed	From	To				Y/N	E/L/P/C/G/S
AGS 240	A	\$ 281	M	\$ 16,883	\$ 14,069	1/29/2015	1/29/2015	1/28/2020	Xerox Corp.	60 Month Copier Lease	Monthly Billing	N	E
AGS 240	A	\$ 252	M	\$ 15,127	\$ 12,606	1/29/2015	1/29/2015	1/28/2020	Xerox Corp.	60 Month Copier Lease	Monthly Billing	N	E
AGS 244	W	\$ 38	M	\$ 2,280	\$ 1,102	5/1/2013	5/1/2013	4/30/2018	Xerox Corp.	60 Month Copier Lease	Monthly Billing and see footnote below *	N	E

\*Pursuant to HRS sections 103-10, payment shall be made no later than 30 calendar days following the date of receipt of the invoice or after the satisfactory delivery of the goods or performance of the services, whichever is later. The vendor/contractor is owned interest if they cannot be paid within this time period.  
Pursuant to HRS section 40-56, the person directly responsible for purchase order/contract signs a certification validating that goods and services have been received in good order and condition on the invoice.

Department of Accounting and General Services  
Active Contracts as of December 1, 2015

Table 20

Automotive Management Division

Prog ID	MOF	Frequency		Max Value	Outstanding Balance	Term of Contract			Entity	Contract Description	Explanation of How Contract is Monitored	POS Y/N	Category E/L/P/C/G/S
		Amount	(M/A/O)			Date Executed	From	To					
AGS-252	W	\$ 8,085	M	\$ 97,021	\$ 56,596	7/1/2015	7/1/2015	6/30/2016	Parking Lot Maintenance Company	General cleaning services for Parking Garages on Oahu, Lots G, I, J, N, S & V	*See footnote below	N	S
AGS-252	W	\$ 2,012	M	\$ 24,142	\$ 14,082	7/1/2015	7/1/2015	6/30/2016	Professional Landscape Management	General cleaning services for Parking Garages on Oahu, Lots R & T	*See footnote below	N	S
AGS-252	W	\$ 6,867	M	\$ 82,400	\$ 48,065	9/1/2015	9/1/2015	8/31/2016	Parking Lot Maintenance Company	General cleaning services for Parking Lots A & P	*See footnote below	N	S
AGS-252	W	\$ 2,750	M	\$ 33,000	\$ 19,250	7/1/2015	7/1/2015	6/30/2016	Parking Lot Maintenance Company	General R&M services Honolulu, Diamond Head, Kapolei & Waipahu	*See footnote below	N	S
AGS-252	W	\$ 260	M	\$ 3,120	\$ 1,820	7/1/2015	7/1/2015	6/30/2016	Fraser Landscape Maintenance	General cleaning services for Parking Lot O, OR&L Building	*See footnote below	N	S
AGS-252	W	\$ 1,263	M	\$ 15,150	\$ 8,835	7/1/2015	7/1/2015	6/30/2016	L&D Maintenance	Cleaning and maintenance of parking facilities on Maui	*See footnote below	N	S
AGS-252	W	\$ 304	M	\$ 3,648	\$ 2,128	7/1/2015	7/1/2015	6/30/2016	Fraser Landscape Maintenance	General cleaning services for Parking Lot E, Hemmeter Center	*See footnote below	N	S
AGS-252	W	\$ 190	M	\$ 2,280	\$ 1,330	7/1/2015	7/1/2015	6/30/2016	Fraser Landscape Maintenance	General cleaning services for parking Lot Q, Department of Agriculture	*See footnote below	N	S
AGS-252	W	\$ 1,200	M	\$ 14,400	\$ 8,400	7/21/2015	7/1/2015	6/30/2016	Ola's Landscape Services	Furnishing parking lot cleaning and grounds maintenance services at AAFES Building (WA) on Oahu	*See footnote below	N	S
AGS-252	W	\$ 2,350	M	\$ 28,200	\$ 16,450	7/1/2015	7/1/2015	6/30/2016	Professional Landscape Management	Furnishing parking lot cleaning and grounds maintenance services at Kakukihewa Building (KP) on Oahu	*See footnote below	N	S
AGS-252	W	\$ 950	M	\$ 11,400	\$ 6,650	10/1/2015	10/1/2015	9/30/2016	Professional Landscape Management	Furnishing landscape and maintenance services for Lot A, Lot R and Pohukaina Street Loading Area	*See footnote below	N	S
AGS-252	W	\$ 24,500	O	\$ 24,500	\$ 24,500	8/21/2015	7/1/2015	1/1/16 Estimated date	Office of the Auditor	Financial Audit of the SOH DAGS Parking Control Revolving Fund for FY15	*See footnote below	N	S



Department of Accounting and General Services  
Active Contracts as of December 1, 2015

Table 20

Automotive Management Division

Prog ID	MOF	Amount	(M/A/O)	Max Value	Outstanding Balance	Date Executed	From	To	Entity	Contract Description	How Contract is Monitored	POS Y/N	Category E/L/P/C/G/S
AGS-251	W	\$ 24,500	O	\$ 24,500	\$ 24,500	8/21/2015	7/1/2015	1/1/16 Estimated date	Office of the Auditor	Financial Audit of the SOH DAGS Motor Pool Revolving Fund for FY15	*See footnote below	N	S
AGS-252	W	\$ 775	O	\$ 9,300	\$ 5,425	7/1/2015	7/1/2015	6/30/2016	R.K. Oshiro Door Service, Inc.	Furnishing quarterly grille gate maintenance and repair for Lots A, I, J, P, R, S, T & V	*See footnote below	N	S
AGS-252	W	\$ 94	O	\$ 377	\$ 283	7/1/2015	7/1/2015	6/30/2016	R.K. Oshiro Door Service, Inc.	Quarterly maintenance service of swing gate at Lot M	*See footnote below	N	S
AGS-252	W	\$ 1,154	M	\$ 13,842	\$ 4,610	4/1/2015	4/1/2015	3/31/2016	Thyssenkrupp Elevator	Maintenance and repair services of elevators in Lots A, P, R & V	*See footnote below	N	S
<p>Division/Office/Attached Agency: Automotive Management            Contact Person: Hugh Sonoda            Phone No.: 586-0350</p>													
<p>*Pursuant to HRS Section 103-10, payment shall be made no later than 30 calendar days following the date of receipt of the invoice or after the satisfactory delivery of the goods or performance of the services, whichever is later. The vendor/contractor is owed interest if they cannot be paid within this time period.            Pursuant to HRS 40-56, the person directly responsible for purchase order/contract signs a certification validating that goods and services have been received in good order and condition on the invoice.</p>													

Department of Accounting and General Services  
Active Contracts as of December 1, 2015

Table 20

Campaign Spending Commission

Prog ID	MOF	Amount	Frequency (M/A/O)	Max Value	Outstanding Balance	Term of Contract			Entity	Contract Description	Explanation of How Contract is Monitored	POS Y/N	Category E/L/P/C/G/S
						Date Executed	From	To					
AGS 871	T	\$ 104	M	\$6,266	\$4,804	3/20/2014	4/3/2014	4/3/2019	Pitney Bowes	60 Month Postage Meter Lease	*See footnote below	N	E
AGS 871	T	\$ 306	M	\$18,388	\$17,164	5/28/2015	6/2/2015	6/2/2020	Xerox Corp	60 Month Copier Lease	*See footnote below	N	E
<p>*Pursuant to HRS §103-10, payment shall be made no later than 30 calendar days following the date of receipt of the invoice or after satisfactory delivery of the goods or performance of the services, whichever is later. The vendor/contractor is owned interest if they cannot be paid within this time period.</p> <p>Pursuant to HRS §40-56, the person directly responsible for purchase order/contract signs a certification validating that goods and services have been received in good order and condition on the invoice.</p>													

Department of Accounting and General Services  
Active Contracts as of December 1, 2015

Table 20

Office of Elections

Prog ID	MOF	Amount	Frequency (M/A/O)	Max Value	Outstanding Balance	Term of Contract			Entity	Contract Description	Explanation of How Contract is Monitored	POS Y/N	Category E/L/P/C/G/S
						Date Executed	From	To					
AGS879	A	\$ 676	M	\$ 40,560	\$ 30,420	6/30/2014	9/1/2014	8/30/2019	Xerox Corp.	5 year lease on a Xerox 4112 Copier	Monthly & see footnote below**	N	E
AGS879	A	\$ 475	M	\$ 28,500	\$ 12,825	12/31/2012	3/1/2013	2/28/2018	Xerox Corp.	5 year lease on a Xerox D110 Copier	Monthly & see footnote below**	N	E
AGS879	A	\$ 1,709,319	O	\$ 9,636,838	\$ 9,636,838	6/1/2014	6/1/2016	12/31/2020	HART Intercivic, Inc.	Contract for Vote System and Vote Counting System for three election cycles, 2016-2020	Every other year & see footnote below**	N	E
AGS879	N	Varies according to deliverables based on the Scope of Services and Time of Payment in the contract	O	\$ 1,686,199	\$ 1,061,557	6/23/2014	6/23/2014	12/31/2020	BPRO, Inc.	Contract for design, implementation and maintenance of a Statewide Voter Registration System and Online Voter Registration System	Occasionally, as deliverables are billed & see footnote below**	N	S
AGS879	N	Varies according to billed hours	O	\$ 99,750	\$ 50,231	5/30/2014	6/1/2014	12/31/2020	6 Head Corp.	Consulting services in the design and implementation of the Statewide Voter Registration System and Online Voter Registration System	Occasionally, as hours are billed & see footnote below**	N	S
<p>*Pursuant to HRS §103-10, payment shall be made no later than 30 calendar days following the date of receipt of the invoice or after satisfactory delivery of the goods or performance of the services, whichever is later. The vendor/contractor is owned interest if they cannot be paid within this time period.</p> <p>Pursuant to HRS §40-56, the person directly responsible for purchase order/contract signs a certification validating that goods and services have been received in good order and condition on the invoice.</p>													

Department of Accounting and General Services  
Active Contracts as of December 1, 2015

Table 20

State Foundation on Culture and the Arts

Prog ID	MOF	Amount	Frequency (M/A/O)	Term of Contract			Entity	Contract Description	Explanation of How Contract is Monitored	POS Y/N	Category E/L/P/C/G/S		
				Max Value	Outstanding Balance	Date Executed						From	To
AGS881	A	\$ 60,000	O	\$ 180,000.00	\$ 72,000.00	4/22/2015	7/10/2014	6/30/2016	Kona Historical Society	Legislative Grant-in-aid for FY2015	*See footnote below	N	S
AGS881	A	\$ 120,000	O	\$ 360,000.00	\$ 144,000.00	5/26/2015	7/1/2014	6/30/2016	Hawaii Symphony Orchestra	Legislative Grant-in-aid for FY2015	*See footnote below	N	S
AGS881	A	\$ 30,000	O	\$ 90,000.00	\$ 90,000.00	6/3/2015	7/1/2014	6/30/2016	Young of Heart Workshop	Legislative Grant-in-aid for FY2015	*See footnote below	N	S
AGS881	A	\$ 12,000	O	\$ 36,000.00	\$ 36,000.00	5/29/2015	7/1/2014	6/30/2016	Honokaa Hongwanji Mission	Legislative Grant-in-aid for FY2015	*See footnote below	N	S
AGS881	A	\$ 4,500	O	\$ 13,500.00	\$ 5,400.00	5/26/2015	7/1/2014	6/30/2016	Volcano Art Center	Legislative Grant-in-aid for FY2015	*See footnote below	N	S
AGS881	A	\$ 105,315	O	\$ 315,944.00	\$ 102,618.00	10/28/2014	8/15/2015	6/30/2016	Hawaii Alliance for Arts Education	Suppl. Agreement #1-Grant assistance in support of SFCA Project-FY2015-2016 Artists in the Schools Program Administrative Support	*See footnote below	N	S
AGS881	A	\$ 8,333	O	\$ 25,000.00	\$ 25,000.00	10/5/2015	10/5/2015	10/4/2016	University of Hawaii	Grant assistance in support of SFCA Project -Statewide Presenting & Touring Access	*See footnote below	N	S
AGS881	B	\$ 12,500	O	\$ 75,000.00	\$ 11,250.00	10/31/2011	10/31/2011	12/31/2014	Ching, Patrick	Creation/installation of an exterior work of art for the Lehua Elementary School	*See footnote below	N	S
AGS881	B	\$ 16,667	O	\$ 100,000.00	\$ 30,000.00	10/2/2012	10/2/2015	12/31/2015	Lucas, Karen	Creation/installation of a work of art for the Ewa Makai Middle School	*See footnote below	N	S
AGS881	B	\$ 14,286	O	\$ 100,000.00	\$ 48,500.00	10/2/2012	10/2/2012	12/31/2015	Ching, Mark K.K.	Creation/installation of a work of art for the Hilo Union School	*See footnote below	N	S
AGS881	B	\$ 16,667	O	\$ 100,000.00	\$ 15,000.00	10/5/2012	10/5/2012	12/31/2015	Tarnasky-Endicott, Jodi Lynn	Creation/installation of a work of art for the Sunset Beach Elementary School	*See footnote below	N	S
AGS881	B	\$ 33,100	O	\$ 165,500.00	\$ 157,225.00	10/26/2012	10/26/2012	6/30/2017	Izumi, May	Creation/installation of an exterior sculpture for the Non. 1 Capitol District Building	*See footnote below	N	S
AGS881	B	\$ 110,000	O	\$ 550,000.00	\$ 506,000.00	6/4/2013	6/4/2013	12/31/2016	Bennett, Carol	Creation/delivery of an exterior work of art for the Honolulu International Airport, Consolidated Rent-A-Car Center	*See footnote below	N	S
AGS881	B	\$ 40,000	O	\$ 200,000.00	\$ 200,000.00	8/22/2013	9/1/2013	6/30/2017	Browne, Sean K.L.	Creation/installation of an interior stone sculpture for the Honolulu International Airport, Inter Island Terminal, Mauka Extension	*See footnote below	N	S
AGS881	B	\$ 16,667	O	\$ 100,000.00	\$ 90,000.00	10/8/2013	10/8/2013	12/31/2016	Bianchini, Henry Jr.	Creation/installation of an exterior sculpture for the Mililani Middle School	*See footnote below	N	S
AGS881	B	\$ 16,667	O	\$ 100,000.00	\$ 45,000.00	10/8/2013	10/8/2013	12/31/2016	Colab Studio LLC	Creation/installation of an exterior work of art for the Kalama Middle School	*See footnote below	N	S
AGS881	B	\$ 16,667	O	\$ 100,000.00	\$ 80,000.00	10/8/2013	10/8/2013	12/31/2016	Enos, Solomon Robert Nui	Creation/installation of an exterior work of art for the Castle High School	*See footnote below	N	S
AGS881	B	\$ 30,000	O	\$ 150,000.00	\$ 150,000.00	8/29/2013	11/1/2013	6/30/2017	Young, Doug	Creation/installation of two interior works of art for the Honolulu International Airport	*See footnote below	N	S

Department of Accounting and General Services  
Active Contracts as of December 1, 2015

Table 20

State Foundation on Culture and the Arts

Prog ID	MOF	Amount	Frequency (M/A/O)	Max Value	Outstanding Balance	Date Executed	From	To	Entity	Contract Description	Explanation of How Contract is Monitored	POS Y/N	Category E/L/P/C/G/S
AGS881	B	\$ 20,000	O	\$ 100,000.00	\$ 55,000.00	11/15/2013	11/15/2013	12/31/2015	Zebzda, Wayne	Creation/installation of an exterior work of art for the Aiea Public Library	*See footnote below	N	S
AGS881	B	\$ 14,283	O	\$ 100,000.00	\$ 88,500.00	8/29/2014	9/1/2014	12/31/2017	Shiroma, Randall	Creation/installation of an exterior work of art for Lahainaluna High School	*See footnote below	N	S
AGS881	B	\$ 14,283	O	\$ 100,000.00	\$ 80,250.00	8/29/2014	9/1/2014	12/31/2017	O'Neil, Calley	Creation/installation of an exterior work of art for Pukalani Elementary School	*See footnote below	N	S
AGS881	B	\$ 14,283	O	\$ 100,000.00	\$ 88,500.00	8/29/2014	9/1/2014	12/31/2017	Nakamura, Stuart	Creation/installation of an exterior work of art for Innovations Public Charter School	*See footnote below	N	S
AGS881	B	\$ 4,000	O	\$ 120,609.15	\$ 51,065.57	1/28/2015	2/1/2015	1/31/2016	Alii Security Systems	Security services for the Hawaii State Art Museum	*See footnote below	N	S
AGS881	B	\$ 50,000	O	\$ 300,000.00	\$ 297,000.00	3/17/2015	3/25/2015	12/31/2017	Alisa, Mataumu	Creation/installation of an exterior work of art for the Kahului Airport, Consolidated Rent-A-Car Center	*See footnote below	N	S
AGS881	B	\$ 30,000	O	\$ 150,000.00	\$ 150,000.00	3/27/2015	3/27/2015	6/30/2017	Chai, Mark	Creation/installation of two interior suspended sculptures for the Honolulu International Airport, Inter Island Terminal, Mauka Extension	*See footnote below	N	S
AGS881	B	\$ 100,000	O	\$ 500,000.00	\$ 500,000.00	5/20/2015	6/16/2015	12/31/2017	Palmer, Erin	Creation/delivery of an exterior work of art for the Kahului Airport, Consolidated Rent-A-Car Center	*See footnote below	N	S
AGS881	B	\$ 66,631	O	\$ 199,894.00	\$ 4,911.10	9/23/2014	9/23/2014	6/30/2015	Department of Education	Provide services to implement a visual arts education and exhibition program for the Art in Public Places project	*See footnote below	N	S
AGS881	B	\$ 2,450	O	\$ 24,500.00	\$ 22,050.00	12/29/2014	2/12/2015	12/30/2015	Klobe, Thomas	Artistic presentation and services for the HISAM exhibition opening on 9/30/15	*See footnote below	N	S
AGS881	N	\$ 4,333	O	\$ 13,000.00	\$ 10,400.00	8/7/2015	8/15/2015	6/30/2016	Hawaii Alliance for Arts Education	Suppl. Agreement #1-Grant assistance in support of SFCA Project-FY2015-2016 Professional Development for Teaching Artists	*See footnote below	N	S
AGS881	N	\$ 12,020	O	\$ 36,060.00	\$ 23,760.00	10/28/2014	8/15/2015	6/30/2016	Hawaii Alliance for Arts Education National	Suppl. Agreement #1-Grant assistance in support of SFCA Project-FY2015-2016 Artists in the Schools Program Administrative Support	*See footnote below	N	S
AGS881	N	\$ 15,700	O	\$ 47,100.00	\$ 8,660.00	8/7/2015	8/7/2015	8/6/2016	Organization for Traditional Artists Exchange	Grant assistance in support of SFCA Project -Folk and Traditional Arts Program Support	*See footnote below	N	S

Department of Accounting and General Services  
Active Contracts as of December 1, 2015

Table 20

State Foundation on Culture and the Arts

Prog ID	MOF	Amount	Frequency (M/A/O)	Max Value	Outstanding Balance	Date Executed	From	To	Entity	Contract Description	Explanation of How Contract is Monitored	POS Y/N	Category E/L/P/C/G/S
AGS881	N	\$ 3,667	O	\$ 11,000.00	\$ 8,800.00	8/7/2015	8/15/2015	6/30/2016	Honolulu Theatre for Youth	Suppl. Agreement #1-Grant assistance in support of SFCA Project-Professional Development for Classroom Teachers Program Support (Workshops)	*See footnote below	N	S
AGS881	N	\$ 1,271	O	\$ 11,442.00	\$ 10,722.00	10/5/2015	10/15/2015	6/30/2016	Liaguno, Mary Joy	Administrative support for Biennium grants program	*See footnote below	N	S
AGS881	B	\$ 65,470	O	\$ 196,410.00	\$ 78,564.00	5/28/2015	7/1/2015	6/30/2016	Hawaii Alliance for Arts Education	Suppl. Agreement #1-The Art Bento Program at HiSAM administrative support	*See footnote below	N	S
AGS881	B	\$ 16,667	O	\$ 100,000.00	\$ 100,000.00	10/8/2015	10/16/2015	12/31/2018	Duffett, Kim	Creation/installation of an exterior work of art for the Hale Kula Elementary School	*See footnote below	N	S
AGS881	B	\$ 14,286	O	\$ 100,000.00	\$ 100,000.00	10/12/2015	10/16/2015	12/31/2018	Kauinana, Kazu	Creation/installation of an exterior work of art for the Kualapuu Public Conversion Charter School	*See footnote below	N	S
AGS881	B	\$ 69,707	O	\$ 209,120.00	\$ 209,120.00	8/25/2015	9/1/2015	6/30/2016	Department of Education	Provide services to implement a visual arts education and exhibition program for the Art in Public Places project	*See footnote below	N	S
AGS881	N	\$ 5,833	O	\$ 17,500.00	\$ 17,500.00	10/21/2015	10/21/2015	4/30/2016	Honolulu Theatre for Youth	Grant assistance in support of SFCA project-Poetry Out Loud-Hawaii	*See footnote below	N	S
AGS881	N	\$ 9,280	O	\$ 27,840.00	\$ 27,840.00	10/5/2015	10/5/2015	10/4/2016	University of Hawaii	Grant assistance in support of SFCA Project -Statewide Presenting & Touring Access	*See footnote below	N	S

\*Contract is monitored in accordance with Chapter 9, HRS (State Foundation on Culture and the Arts)

Department of Accounting and General Services  
Active Contracts as of December 1, 2015

Table 20

Stadium Authority

Prog ID	MOF	Amount	Frequency (M/A/O)	Max Value	Outstanding Balance	Term of Contract			Entity	Contract Description	Explanation of How Contract is Monitored	POS Y/N	Category E/L/P/C/G/S
						Date Executed	From	To					
AGS-889	B	Year 4 of MOU	A	N/A	N/A	7/1/2012	7/1/2012	6/30/2016	University of Hawaii Athletics	MOU with UH for shared use of UH ticketing system to allow the Aloha Stadium to act as a box office ticket sales outlet & related costs	Ticketing system provides reports as needed	N	S
AGS-889	B	\$ 447	M	\$5,361 per year	Year 4 = \$4,914	8/26/2015	10/1/2015	9/30/2020	Xerox	Monthly lease for copier/scanner/printer equipment (60 month lease)	* See footnote below	N	E
AGS-889	B	\$ 28	M	\$ 143 Year 3 = \$112,264	Year 3 = \$112,264	2/21/2014	2/27/2014	2/26/2019	Xerox	Monthly lease for copier (60 month lease)	* See footnote below	N	E
AGS-889	B	\$ 7,087	M	Year 2 = \$112,264	Year 2 = \$20,963	11/1/2013	11/1/2013	10/31/2016	Honeywell International, Inc.	Monthly A/C maintenance & service/trouble calls (one year with option to extend four 12-month periods)	* See footnote below	N	S
AGS-889	B	\$285 to \$330, subject to number of days in month	M	\$ 3,872	\$ 941	2/1/2015	2/1/2015	1/31/2016	United Courier Services, Inc. dba United Armored Car Services	Armored car services: pickup and delivery of deposits (\$15 per day)	* See footnote below	N	S
AGS-889	B	\$ 1,777	M	Year 3 = \$86,496 Year 2 = \$82,788	Year 3 = \$86,496 Year 2 = \$24,114	11/1/2013	11/1/2013	10/31/2016	Kone, Inc.	Monthly elevator & escalator maintenance, standby service for major events, and service/trouble calls (one year with option to extend four additional 12-month periods)	* See footnote below	N	S
AGS-889	B	Approx. \$30,511 for monthly service which depends on number of hours worked plus \$145,514 for special events	M	Year 2 = \$511,646 Year 4 = \$3,599	Year 2 = \$376,981	8/1/2014	8/1/2014	7/31/2017	G4S Secure Solution (USA), Inc.	Monthly security guards services 24 hours/7 days per week and security guard services at events (3-year contract with option to extend 2 additional 12-month periods)	* See footnote below	N	S
AGS-889	B	\$ 900	O - quarterly	per year	Year 2 = \$2,699	7/18/2011	7/1/2011	6/30/2016	Pitney Bowes	Postage meter machine lease (5 year)	* See footnote below	N	E

Department of Accounting and General Services  
Active Contracts as of December 1, 2015

Table 20

Stadium Authority

Prog ID	MOF	Amount	Frequency (M/A/O)	Max Value	Outstanding Balance	Date Executed	From	To	Entity	Contract Description	Explanation of How Contract is Monitored	POS Y/N	Category E/L/P/C/G/S
AGS-889	B	Varies	M	\$445 per open top; \$775 per compact container	paid thru October 2015	1/25/2012	3/1/2012	2/28/2016	Rolloffs Hawaii, LCC	Refuse collection/disposal (one year with option to extend four 12-month periods)	* See footnote below	N	S
AGS-889	B	Varies	O - upon receipt of invoice	\$82,000 per year	FY 2015 = \$4,100	8/29/2012	FY 2013	FY 2015	Kobayashi Kanetoku Doi Lum Yasuda CPAs, LLC through a contract with the Office of the Auditor	Audit and agreed-upon procedures	* See footnote below	N	S
AGS-889	B	\$ 5,417	M	Year 2 = \$65,000	\$ 54,167	9/1/2014	9/1/2014	8/31/2016	William D. Golz dba DG Productions, LLC	Scoreboard management & production/programming of advertising material	* See footnote below	N	S
AGS-889	B	\$ 8,750	M	\$105,000	\$ 87,500	9/1/2014	9/1/2014	8/31/2016	William D. Golz dba DG Productions, LLC	Scoreboard audio & video hardware maintenance (one-year contract with option to extend four additional 12-month periods)	* See footnote below	N	S
AGS-889	B	N/A	O - quarterly	N/A	N/A	1/1/2009	1/11/2009	6/30/2019	** CBS Collegiate Sports Properties	Concession contract - advertising/marketing of Aloha Stadium inventory (Beginning Jan 1, 2009 and ending June 30, 2014; term shall end on June 30, 2019 if the Concessionaire installs new capital improvements at an actual cost of at least \$1,000,000.)	** See footnote below	N	S
AGS-889	B	N/A	M	N/A	N/A	9/1/2009	9/1/2009	8/31/2016	* Volume Services, Inc.	Contract to market, coordinate, and manage the swap meet (Sep 1, 2009 to Aug 31, 2012 with option to extend two two-year periods)	Monitoring mtgs. currently being conducted on a weekly basis.	N	S
AGS-889	B	N/A	M	N/A	N/A	1/3/2012	1/6/2012	1/5/2022	** Volume Services, Inc.	Concession contract - provide food & beverage, catering, and novelty sales for Aloha Stadium events (Jan 6, 2012 to Jan 5, 2022 with option to extend up to five additional years)	** See footnote below	N	S
AGS-889	B	Varies	O - upon receipt of invoice	\$ 10,150	\$ 10,150	10/19/2014	10/1/2015	9/30/2016	USDA APHIS WS	Bird and feral cat control	* See footnote below	N	S



Department of Accounting and General Services  
Active Contracts as of December 1, 2015

Table 20

Stadium Authority

Prog ID	MOF	Amount	Frequency (M/A/O)	Max Value	Outstanding Balance	Date Executed	From	To	Entity	Contract Description	Explanation of How Contract is Monitored	POS Y/N	Category E/L/P/C/G/S
AGS-889	B	\$ 3,252	O - upon receipt of invoice	\$ 3,252	\$ 3,252	8/4/2015	8/4/2015		Sherwin-Williams Co., The	Delivery of 24 pails exterior acrylic semi-gloss paint in various colors	* See footnote below	N	G
AGS-889	B	\$ 18,000	O - upon receipt of invoice	\$ 18,000	\$ 15,000	10/21/2015	9/3/2015	11/21/2015	Centerplate	Food and beverage service for clients renting skybox and field suites during UH football games	* See footnote below	N	G
AGS-889	B	\$ 24,453	A	\$ 24,453	\$ 24,453	7/1/2012	7/1/2012	6/30/2016	University of Hawaii Athletics	Annual Access Management subscription fee and high speed credit card processing	* See footnote below	N	G
AGS-889	B	\$ 4,994	O - upon receipt of invoice	\$ 4,994	\$ 4,994	11/20/2015	11/20/2015	6/30/2016	Papersource	230 cases 1-ply toilet tissue	* See footnote below	N	G
AGS-889	B	Varies	O - upon receipt of invoice	\$ 18,748	\$ 15,158	8/19/2015	8/24/2015	6/30/2016	B. Hayman Co. Ltd.	Golf cart rental for 7 UH football games + Hawaii Bowl (up to 15 golf carts per game plus delivery and tax)	* See footnote below	N	S
AGS-889	B	varies	O - upon receipt of invoice	\$ 24,798	\$ 13,440	8/19/2015	8/25/2015	8/24/2016	GP Roadway Solutions, Inc.	Variable message board, portable sign stand, vulcan barricade, and delineator rental for 7 UH football, 1 Hawaii Bowl, & crowd control barricade rental for 6 high school graduations	* See footnote below	N	S
<p>*Pursuant to HRS Section 103-10, payment shall be made no later than 30 calendar days following the date of receipt of the invoice or after the satisfactory delivery of the goods or performance of the services, whichever is later. The vendor/contractor is owed interest if they cannot be paid within this time period.</p> <p>**Contract executed under HRS Chapter 102 - Concessions on Public Property. Stadium Authority is compensated by the Concessionaire based on the terms and conditions of the Concessionaire's bid. As such, no purchase orders have been issued for these contracts.</p>													
Stadium Authority/Aloha Stadium					Contact Person: Russell Uchida				Phone No.: 483-2753				

Department of Accounting and General Services  
Active Contracts as of December 1, 2015

Table 20

Enhanced 911 Board

Prog ID	MOF	Amount	Frequency (M/A/O)	Max Value	Outstanding Balance	Term of Contract			Entity	Contract Description	Explanation of How Contract is Monitored	POS Y/N	Category E/L/P/C/G/S
						Date Executed	From	To					
AGS891	B	\$ 39,000	A	\$39,000	\$13,000	1/7/2015	1/7/2015	10/10/2016	Egami & Ichihara, CPAs, Inc.	Annual Independent CPA Audit	The Executive Director monitors performance of the audit contract from start to finish. The Executive Director has experience as a CPA	N	S
AGS891	B	\$ 122	M	\$ 4,400	\$ 4,400	12/1/2015	12/1/2015	11/30/2018	Xerox Corporation	Xerox Copier	The Assistant Service Admin. monitors copier usage of and monthly fixed charges	N	E



Department of Accounting and General Services  
FY16 Appropriation Status

Table 21

Act/Year	ProgID	Seq No.	Budget Worksheet Description	Budget Worksheet Comments	MOF	FY16 Appropriation		Amount used as of November 30, 2015		Department Comments	
						Temp Pos.	Perm. Pos.	Temp Pos.	Perm. Pos.		
							Amount	Amount			
Act119/15	AG5130	210001	GOVERNOR'S MESSAGE (2/10/15): ADD FUNDS FOR CARRIER CIRCUIT COSTS FOR REDUNDANT NETWORK CONNECTIVITY (AGS130/EG).	LEGISLATURE DOES NOT CONCUR.  REDUCE 500,000 IN FY17 FOR CIRCUIT RENTAL.  DETAIL OF ADJUSTED GOVERNOR'S REQUEST: CIRCUIT RENTAL (FY16: 3,000,000; FY17: 3,000,000)  \$3,000,000 NON-RECURRING.	A		0	\$ 3,000,000		1,029,168	
Act119/15	AG5130	210002	GOVERNOR'S MESSAGE (2/10/15): ADD FUNDS FOR COLLOCATION COSTS (AGS130/EG).	LEGISLATURE DOES NOT CONCUR.  REDUCE 100,000 IN FY16 AND 525,000 IN FY17 FOR COLLOCATION COSTS.  DETAIL OF ADJUSTED GOVERNOR'S REQUEST: RENTAL (FY16: 900,000; FY17: 975,000)  \$975,000 NON-RECURRING.	A		0	\$ 900,000		327,518	
Act119/15	AG5130	3000001	LEGISLATIVE ADJUSTMENT: ADD FUNDS FOR EXECUTIVE BRANCH INFORMATION TECHNOLOGY AND BUSINESS SYSTEM IMPROVEMENT OR MODERNIZATION.	LEGISLATURE DOES NOT CONCUR.  DETAIL OF LEGISLATIVE ADJUSTMENT: VARIOUS PROJECTS (SEE PROVISIO IN HB500 CD1 SECTION 41)  \$22,380,000 NON-RECURRING.	A		0	\$ 6,100,000		1,754,432	transferred to G-16-133K
Act119/15	AG5130	3000001	LEGISLATIVE ADJUSTMENT: ADD FUNDS FOR EXECUTIVE BRANCH INFORMATION TECHNOLOGY AND BUSINESS SYSTEM IMPROVEMENT OR MODERNIZATION.	LEGISLATURE DOES NOT CONCUR.  DETAIL OF LEGISLATIVE ADJUSTMENT: VARIOUS PROJECTS (SEE PROVISIO IN HB500 CD1 SECTION 41)  \$22,380,000 NON-RECURRING.	B		0	\$ 1,800,000		1,125,000	transferred to S-16-305R (\$585,000) transferred to S-16-312R (\$540,000)
Act119/15	AG5130	3000001	LEGISLATIVE ADJUSTMENT: ADD FUNDS FOR EXECUTIVE BRANCH INFORMATION TECHNOLOGY AND BUSINESS SYSTEM IMPROVEMENT OR MODERNIZATION.	LEGISLATURE DOES NOT CONCUR.  DETAIL OF LEGISLATIVE ADJUSTMENT: VARIOUS PROJECTS (SEE PROVISIO IN HB500 CD1 SECTION 41)  \$22,380,000 NON-RECURRING.	W		0	\$ 100,000		0	
Act119/15	AG5251	210001	GOVERNOR'S MESSAGE (2/10/15): ADD FUNDS FOR REPLACEMENT OF MOTOR VEHICLES (AGS251/GA).	LEGISLATURE CONCURS.  FROM STATE MOTOR POOL REVOLVING FUND.  DETAIL OF GOVERNOR'S REQUEST: MOTOR VEHICLES (545,600)  \$545,600 NON-RECURRING.	W		0	\$ 545,600		545,600	

Act/Year	ProgID	Seq No.	Budget Worksheet Description	Budget Worksheet Comments	FY16 Appropriation			Amount used as of November 30, 2015			Department Comments	
					MOF	Temp Pos.	Perm. Pos.	Amount	Temp Pos.	Perm. Pos.		Amount
Act119/15	AGS879	210001	GOVERNOR'S MESSAGE (2/10/15): ADD (1) POSITION AND FUNDS FOR THE STATEWIDE VOTER REGISTRATION SYSTEM (AGS879/OA).	LEGISLATURE DOES NOT CONCUR.  REDUCE 15,000 IN FY16 AND 57,000 IN FY17 FOR ANNUAL SOFTWARE MAINTENANCE AND LICENSE, 10,000 IN EACH FY FOR SOFTWARE UPGRADES AND 100,000 IN EACH FY FOR CONSULTANT SERVICES.  DETAIL OF ADJUSTED GOVERNOR'S REQUEST: (1) INFORMATION COMMUNICATIONS SYSTEMS ANALYST, SR20 (FY16: 28,334; FY17: 56,668) TRANSACTION COSTS, SOCIAL SECURITY ADMINISTRATION (FY16: 35,000; FY17: 20,000)  6-MONTH DELAY IN HIRE.  SEE AGS130 SEQ. NO. 3000-001 AND PROVISIO IN HB500 CD1 SECTION 41.	A		1	\$ 63,334		1.00	0	The office is currently recruiting to fill this position. There is a six month delay in hire for the position, and it will be filled after January 1, 2016. Our office is currently working with City & County of Honolulu Department of Information Technology to finalize the connection with the Social Security Administration for processing lookups. As such, our office has not been billed for services. However, we do expect to finalize the connection and start making payments in the latter half of FY16.
Act119/15	AGS881	4000001	LEGISLATIVE ADJUSTMENT: ADD FUNDS FOR OTHER CURRENT EXPENSES AS A GRANT PURSUANT TO CHAPTER 42F, HAWAII REVISED STATUTES, TO BISHOP MUSEUM.		A		0	\$ 150,000			0	Per the FY 2016 budget execution policies, Chapter 42 HRS grants may not be encumbered prior to January 1, 2016. Note: This grant is subject to a general fund restriction of 10%.
Act119/15	AGS881	4001001	LEGISLATIVE ADJUSTMENT: ADD FUNDS FOR OTHER CURRENT EXPENSES AND EQUIPMENT AS A GRANT PURSUANT TO CHAPTER 42F, HAWAII REVISED STATUTES, TO HAWAII PERFORMING ARTS COMPANY.		A		0	\$ 50,000			0	Per the FY 2016 budget execution policies, Chapter 42 HRS grants may not be encumbered prior to January 1, 2016. Note: This grant is subject to a general fund restriction of 10%.
Act119/15	AGS881	4002001	LEGISLATIVE ADJUSTMENT: ADD FUNDS FOR OTHER CURRENT EXPENSES AS A GRANT PURSUANT TO CHAPTER 42F, HAWAII REVISED STATUTES, TO HAWAII YOUTH SYMPHONY ASSOCIATION.		A		0	\$ 75,000			0	Per the FY 2016 budget execution policies, Chapter 42 HRS grants may not be encumbered prior to January 1, 2016. Note: This grant is subject to a general fund restriction of 10%.
Act119/15	AGS891	210003	GOVERNOR'S MESSAGE (2/10/15): ADD (2) TEMPORARY POSITIONS FOR THE ENHANCED 911 BOARD (AGS891/PA).	LEGISLATURE CONCURS.  FROM WIRELESS ENHANCED 911 SPECIAL FUND.  DETAIL OF GOVERNOR'S REQUEST: (1) TEMPORARY EXECUTIVE DIRECTOR (100,000) (1) TEMPORARY EXECUTIVE ASSISTANT (60,000) FRINGE BENEFITS (83,200)  SEE AGS891 SEQ. NO. 210-001 AND 210-002.		2.00	0	\$	\$ 2.00		\$ 34,503	The two positions are currently filled.
Act119/15	AGS901	1000001	LEGISLATIVE ADJUSTMENT: ADD FUNDS FOR FULL YEAR'S SALARY FOR DEPUTY COMPOTROLLER.	DETAIL OF LEGISLATIVE ADJUSTMENT: PERSONAL SERVICES FOR DEPUTY COMPOTROLLER (61,530)	A		0	\$ 61,530			\$ 61,530	

Department of Accounting and General Services  
 Capital Improvements Program (CIP) Requests

Table 22

<u>Prog ID</u>	<u>Prog ID</u> <u>Priority</u>	<u>Dept- Wide</u> <u>Priority</u>	<u>Senate</u> <u>District</u>	<u>Rep.</u> <u>District</u>	<u>Project Title</u>	<u>MOF</u>	<u>FY17 \$\$\$</u>
AGS221	1	1	00	000	CAPITAL IMPROVEMENTS PROGRAM STAFF COSTS, STATEWIDE	C	(8,710,000)
AGS221			00	000	CAPITAL IMPROVEMENTS PROGRAM STAFF COSTS, STATEWIDE	A	5,836,000
AGS221	2	2	00	000	LUMP SUM MAINTENANCE OF EXISTING FACILITIES, PUBLIC WORKS DIVISION, STATEWIDE	C	(12,000,000)
AGS221	2	2	00	000	LUMP SUM MAINTENANCE OF EXISTING FACILITIES, PUBLIC WORKS DIVISION, STATEWIDE	C	12,000,000
AGS101	1	3	00	000	GOVERNMENT FINANCIAL SYSTEM, 2ND PHASE, STATEWIDE	C	15,000,000
AGS131	1	4	00	000	LUMP SUM HEALTH AND SAFETY, INFORMATION AND COMMUNICATION SERVICES DIVISION, STATEWIDE	C	5,200,000
AGS221	3	5	13	026	STATE CAPITOL, RENOVATE REFLECTING POOLS, OAHU	C	1,200,000
AGS889	1	6	16	031	LUMP SUM HEALTH AND SAFETY, ALOHA STADIUM, OAHU	C	10,000,000
AGS889	3	8	16	031	ALOHA STADIUM TRANSIT ORIENTED DEVELOPMENT ASSISTANCE, OAHU	C	1,500,000
AGS221	4	9	00	000	LUMP SUM STATE OFFICE BUILDING REMODELING, STATEWIDE	C	2,000,000
AGS221	5	10	13	026	WASHINGTON PLACE, HEALTH AND SAFETY AND QUEEN'S GALLERY RENOVATION, OAHU	C	5,000,000

Department of Accounting and General Services  
CIP Lapses

Table 23

<u>Prog ID</u>	<u>Act/Year of Appropriation</u>	<u>Project Title</u>	<u>MOF</u>	<u>Lapse Amount \$\$\$\$</u>	<u>Reason</u>
	NONE				

Department of Accounting and General Services  
Division Resources

Table 24

<u>Division</u>	<u>Associated Program IDs</u>				
Accounting Division	AGS-101	AGS-102	AGS-103		
Audit Division	AGS-104				
Archives Division	AGS-111				
Information & Communication Services Division	AGS-131				
Survey Division	AGS-211				
Public Works Division	AGS-221	AGS-223			
Central Services Division	AGS-231	AGS-232	AGS-233		
Automotive Management Division	AGS-251	AGS-252			
<b>Administratively Attached Agencies</b>					
State Procurement Office	AGS-240	AGS-244			
King Kamehameha Celebration Commission	AGS-818				
Campaign Spending Commission	AGS-871				
Office of Elections	AGS-879				
Office of Information Practices	AGS-105				
State Foundation on Culture and the Arts	AGS-881				
Stadium Authority	AGS-889				
Enhanced 911 Board	AGS-891				
<b>District and Administrative Offices</b>					
Hawaii District Office	AGS-807	AGS-231	AGS-232	AGS-233	
Maui District Office	AGS-807	AGS-231	AGS-232	AGS-233	
Kauai District Office	AGS-807	AGS-231	AGS-232	AGS-233	
Comptroller's Office	AGS-901				
Administrative Services Office	AGS-901	AGS-203			
Personnel Office	AGS-901				
Systems and Procedures Office	AGS-901				



Department of Accounting and General Services  
Division Resources

Table 24

<u>Division</u>	<u>Associated Program IDs</u>				
Other					
Office of Enterprise Technology Services	AGS-130				

Department of Accounting and General Services  
Program ID Sub-Organizations

Table 25

Program ID	Sub-Org Code	Name	Objective
AGS101	CA	ACCOUNTING SYSTEM DEVELOPMENT AND MAINTENANCE	To develop, maintain and improve the State financial accounting and reporting system, and control the methods, procedures and forms of the accounting system.
AGS102	CB	EXPENDITURE EXAMINATION	To assure State payments conform to established standards of propriety and legality and are made promptly.
AGS103	CC	RECORDING AND REPORTING	To assure that the State's financial transactions are promptly and properly recorded and reported.
AGS104	BA	INTERNAL POST AUDIT	To achieve compliance with State laws by the State's Executive departments and agencies on accounting procedures and internal control systems through financial and compliance audits.
AGS105	RA	OFFICE OF INFORMATION PRACTICES	<ol style="list-style-type: none"> <li>1. Administration of the state's open records law, the Uniform Information Practices Act (Modified) Chapter 92F, HRS.</li> <li>2. Administration of the state's open meetings law, the Sunshine Law, Part I of Chapter 92, HRS.</li> <li>3. Administration of the state's Records Report System, HRS§92F-18.</li> <li>4. Determination of certain appeals from Department of Taxation decisions, HRS §231-19.5.</li> <li>5. Assistance to the Office of Enterprise Technology Services in the implementation of the state's Open Data policy, HRS §§ 27-44 and 27-44.3.</li> </ol> <p>To ensure open government by preserving and making accessible the historic records of state government and by partnering with state agencies to manage their active and inactive records.</p>
AGS111	DA	ARCHIVES - RECORDS MANAGEMENT	

Department of Accounting and General Services  
 Program ID Sub-Organizations

<u>Program ID</u>	<u>Sub-Org Code</u>	<u>Name</u>	<u>Objective</u>
AGS130	EG	OFFICE OF ENTERPRISE TECHNOLOGY SERVICES	Establish governance processes, policies and methodologies that guide the management and oversight of the State's Information Technology (IT)/IRM investments, acquisitions, and projects (including system development, implementation, and critical infrastructure improvements). Institute enterprise shared services and a consolidated IT/IRM infrastructure to address internal-facing, shared support services, data management services, infrastructure and systems on an enterprise-wide basis as the technology foundation for future work.
AGS131	EA	INFORMATION PROCESSING AND COMMUNICATION SERVICES - ADMINISTRATION	Information Processing and Communication Services (IPCS also known as ICSD) strives to improve the management and operation of all State agencies by providing effective, efficient, coordinated, and cost-beneficial computer and telecommunication services such that State program objectives may be more efficiently achieved.
AGS131	EB	INFORMATION PROCESSING AND COMMUNICATION SERVICES - SYSTEMS SERVICES	Provides systems software support and control programming; database management and operational support; development, implementation, and maintenance of specialized systems software used in support of applications and control systems; analyses to improve the efficiency and capacity of computer systems; security of information; and guidance in the effective and efficient use of systems software.
AGS131	EC	INFORMATION PROCESSING AND COMMUNICATION SERVICES - PRODUCTION SERVICES	Operates a centralized computing facility and a distributed data communications network that provides comprehensive and efficient computing services to all State agencies. Manages and implements production activities associated with electronic information processing. Plans, designs, implements, installs, and manages a physical security program to protect equipment, hardware, and software media.

Department of Accounting and General Services  
 Program ID Sub-Organizations

Table 25

<u>Program ID</u>	<u>Sub-Org Code</u>	<u>Name</u>	<u>Objective</u>
AGS131	ED	INFORMATION PROCESSING AND COMMUNICATION SERVICES - TECHNICAL SUPPORT SERVICES	Provides planning, design, management, maintenance, coordination, and technical consulting and support for the State's emerging technologies programs. Provides technical consulting and expertise in computer hardware and software for the establishment and proper operation of local area networks, office automation, Internet, and Intranets. Provides support services to clients in the selection and utilization of public and government access systems and services to obtain information.
AGS131	EE	INFORMATION PROCESSING AND COMMUNICATION SERVICES - CLIENT SERVICES	Provides application systems development and maintenance services at two levels: statewide applications and department or agency specific applications. Provides systems analysis, systems design, and computer programming, application systems installation and client training, as well as post-installation support; provides assistance to clients in developing analytic and technical capabilities to enable them to plan and maintain their own systems and applications.
AGS131	EF	INFORMATION PROCESSING AND COMMUNICATION SERVICES - TELECOMMUNICATIONS	Plans, designs, engineers, upgrades, and manages the State's voice, data, video, and radio communications networks. Operates and manages the communication systems for public and private access to public and private information systems
AGS203	AD	STATE RISK MANAGEMENT AND INSURANCE ADMINISTRATION	The objective of this program is to operate a comprehensive risk management and insurance program to protect the State against catastrophic losses and to minimize total cost of risk.
AGS211	HA	LAND SURVEY	To assist in protecting the rights of public and private land ownership by providing field survey services and descriptions of surveyed lands.
AGS221	IA	PUBLIC WORKS - PLANNING, DESIGN AND CONSTRUCTION	The objective of this program is to ensure provision of approved physical facilities necessary for the effective operation of State programs by providing timely and economical design and construction services within assigned areas of responsibility.

Department of Accounting and General Services  
Program ID Sub-Organizations

Table 25

<u>Program ID</u>	<u>Sub-Org Code</u>	<u>Name</u>	<u>Objective</u>
AGS223	IB	OFFICE LEASING	The objective of this program is to provide centralized office leasing services to user agencies in the acquisition of office space in non-state-owned buildings in compliance with Section 171-30, Hawaii Revised Statutes
AGS231	FA	CENTRAL SERVICES - CUSTODIAL SERVICES - OAHU	To maintain assigned public buildings in a clean and safe condition by providing a variety of custodial services.
AGS231	FB	CENTRAL SERVICES - CUSTODIAL SERVICES - HAWAII	Same as above for Hawaii
AGS231	FC	CENTRAL SERVICES - CUSTODIAL SERVICES - MAUI	Same as above for Maui
AGS231	FD	CENTRAL SERVICES - CUSTODIAL SERVICES - KAUAI	Same as above for Kauai
AGS231	FW	CENTRAL SERVICES - CUSTODIAL SERVICES - WASHINGTON PLACE	Same as above for Washington Place
AGS232	FE	CENTRAL SERVICES - GROUNDS MAINTENANCE - OAHU	To maintain the grounds surrounding assigned public buildings in a neat and attractive condition by providing a variety of grounds maintenance services.
AGS232	FF	CENTRAL SERVICES - GROUNDS MAINTENANCE - HAWAII	Same as above for Hawaii
AGS232	FG	CENTRAL SERVICES - GROUNDS MAINTENANCE - MAUI	Same as above for Maui
AGS232	FH	CENTRAL SERVICES - GROUNDS MAINTENANCE - KAUAI	Same as above for Kauai
AGS233	FK	CENTRAL SERVICES - BUILDING REPAIRS AND ALTERATIONS - OAHU	To maintain assigned public buildings in a safe condition and at a high level of utility by providing repair and maintenance services and by making minor alterations.
AGS233	FL	CENTRAL SERVICES - BUILDING REPAIRS AND ALTERATIONS - HAWAII	Same as above for Hawaii
AGS233	FM	CENTRAL SERVICES - BUILDING REPAIRS AND ALTERATIONS - MAUI	Same as above for Maui
AGS233	FN	CENTRAL SERVICES - BUILDING REPAIRS AND ALTERATIONS - KAUAI	Same as above for Kauai

Department of Accounting and General Services  
 Program ID Sub-Organizations

Program ID	Sub-Org Code	Name	Objective
AGS240	JA	STATE PROCUREMENT	The objective of this program is to promote economy, efficiency, effectiveness, and impartiality in the procurement of commodities, services and construction for State and County governments through development, implementation and maintenance of policies and procedures that provide for broad-based competition, accessibility to government contracts, fiscal integrity and responsibility in the procurement process; to procure or supervise the procurement of commodities and services to meet the State's need through economical purchases and inventory control.
AGS244	JC	SURPLUS PROPERTY MANAGEMENT	The program coordinates the transfer of State surplus property and Federal surplus property available through the Federal Surplus Property program to eligible "donees" (state/local government, non-profit organizations that serve or promote a public purpose, qualified small minority owned businesses, tax-exempt educational and public health institutions or organizations). To achieve the greatest economical use of State and Federal property declared surplus by providing a viable source of surplus goods for re-utilization.
AGS251	GA	AUTOMOTIVE MANAGEMENT - MOTOR POOL	The objective of the program is to support State agencies by providing safe motor pool vehicle transportation required to perform their official duties.
AGS252	GB	AUTOMOTIVE MANAGEMENT - PARKING CONTROL	The objectives of the program are to maintain and allocate parking spaces, assess and collect parking fees, and control parking on State lands under the jurisdiction of the Comptroller.
AGS807	FP	SCHOOL REPAIR AND MAINTENANCE, NEIGHBOR ISLAND DISTRICTS - HAWAII	The program will strive to provide timely, responsive, quality, cost effective, and innovative repair and maintenance services to public schools on the islands of Hawaii, Kauai, Maui, Molokai, and Lanai.

Department of Accounting and General Services  
 Program ID Sub-Organizations

Table 25

<u>Program ID</u>	<u>Sub-Org Code</u>	<u>Name</u>	<u>Objective</u>
AGS807	FQ	SCHOOL REPAIR AND MAINTENANCE, NEIGHBOR ISLAND DISTRICTS - MAUI	See Objective for Hawaii
AGS807	FR	SCHOOL REPAIR AND MAINTENANCE, NEIGHBOR ISLAND DISTRICTS - KAUAI	See Objective for Hawaii
AGS818	KA	KING KAMEHAMEHA CELEBRATION COMMISSION	To commemorate the legacy of King Kamehameha I through culturally-appropriate & culturally-relevant celebrations that are coordinated throughout various venues statewide.
AGS871	NA	CAMPAIGN SPENDING COMMISSION	To ensure transparency and full disclosure of contributions and expenditures by all candidates and noncandidate committees; conduct investigations and administrative hearings; and administer the public funding program.
AGS879	OA	OFFICE OF ELECTIONS	To maximize voter participation in the electoral process by developing policies and procedures that encourages registration and turnout.
AGS881	LA	STATE FOUNDATION ON CULTURE AND THE ARTS	The mission of the State Foundation on Culture and the Arts (SFCA) is to promote, perpetuate, preserve and encourage culture and the arts as central to the quality of life of the people of Hawai'i.
AGS889	MA	SPECTATOR EVENTS AND SHOWS - ALOHA STADIUM	To provide people of all ages with the opportunity to enrich their lives through attendance at spectator events and shows.
AGS891	PA	ENHANCED 911 BOARD	To administer the collection of the monthly surcharge from wireless service providers and provide reimbursement from the 911 Fund to public safety answering points (PSAPs) and wireless and VoIP connection service providers to pay for the reasonable costs to lease, purchase or maintain all necessary equipment, including computer hardware, software and database provisioning required by the PSAPs to provide technical functionality for the wireless enhanced 911 service pursuant to the FCC order 94-102.
AGS901	AA	GENERAL ADMINISTRATIVE SERVICES - COMPTROLLER'S OFFICE	Plans, directs and coordinates the various activities of the department within the scope of laws and established policies and regulations.

Department of Accounting and General Services  
 Program ID Sub-Organizations

Program ID	Sub-Org Code	Name	Objective
AGS901	AB	GENERAL ADMINISTRATIVE SERVICES - ADMINISTRATIVE SERVICES OFFICE	Provides the department with internal management, fiscal and office services and administers the statewide Risk Management Program. Provides general internal management assistance to the Comptroller in exercising responsibilities as executive of the department, including staff studies, reviews, and reports on organizational structures, work processes, procedures, and policies established for the department.
AGS901	AC	GENERAL ADMINISTRATIVE SERVICES - PERSONNEL OFFICE	Administers the personnel management program for the department to include position classification and compensation, employee relations, recruitment and evaluation, selection and placement, labor relations, employee training and development, safety, affirmative action and equal employment opportunity, personnel transactions and maintenance of personnel records.
AGS901	AE	GENERAL ADMINISTRATIVE SERVICES - SYSTEMS AND PROCEDURES OFFICE	The DAGS Systems and Procedures Office coordinates and advises the Comptroller on all functions pertaining to computer applications, local and wide area networks. The office has the functional responsibility for the development, implementation, and maintenance of computer systems under the administrative control of the Department of Accounting and General Services; formulates information processing policies and procedures; plans, coordinates and conducts systems analysis design and computer programming by utilizing available resources to support the computer and networking needs of the department; and operates and maintains the departmental minicomputer, local and wide area networks.



Department of Accounting and General Services  
Organization Changes

Table 26

<u>Year of Change</u> FY16/FY17	<u>Page Number</u>	<u>Description of Change</u>
FY16 (Approved)	26-42	Major Reorganization, Non-Delegated - Consolidation of the Public Works Division (AGS-221, Public Works-Planning, Design, and Construction, AGS-223, Office Leasing) and Central Services Division (AGS-231, Central Services-Custodial, AGS-232, Central Services-Grounds Maintenance, AGS-233, Central Services-Building Repairs & Alterations). Reorganization proposal was approved by the Director of the Department of Budget and Finance on October 19, 2015.
FY16	5	Non-Delegated reorganization of the Systems and Procedures Office (AGS-901/AE) to convert a vacant Secretary I position to an Information Technology Specialist IV position and transferring this position from the Secretarial/Clerical Services to the Computer Systems Support Services. The final reorganization proposal was sent to the Department of Budget and Finance on November 27, 2015.
FY16	15-25 & 87-89	Major Reorganization, Non-Delegated - Office of Enterprise Technology Services, Consolidation of the Office of Information Management and Technology (AGS-130, Information Management and Technology Services) and the Information and Communication Services Division (AGS-131, Information Processing and Communication Services).
FY17	Not Applicable	Non-Delegated reorganization of the Office of Information Practices to transfer the program from the Office of the Lieutenant Governor to the Department of Accounting and General Services effective July 1, 2016 pursuant to Act 92, SLH 2015.

DEPARTMENT OF ACCOUNTING AND GENERAL SERVICES



FY 2014-2015

ORGANIZATION AND POSITION ORGANIZATION CHARTS  
FUNCTIONAL STATEMENTS

# ORGANIZATION AND POSITION ORGANIZATION CHARTS

**TABLE OF CONTENTS--ORGANIZATION AND POSITION ORGANIZATION CHARTS**

	<u>Page</u>
Department (Organization Chart I) .....	1
Department Administration (Organization Chart II) .....	2
Office of the Comptroller (Position Organization Chart II-A) .....	3
Personnel Office (Position Organization Chart II-B) .....	4
Systems and Procedures Office (Position Organization Chart II-C) .....	5
Administrative Services Office (Position Organization Chart II-D) .....	6
Accounting Services (Position Organization Chart II-E) .....	7
Audit Division (Organization Chart III) .....	8
Audit Division (Position Organization Chart III-A) .....	9
Accounting Division (Organization Chart IV) .....	10
Accounting Division (Position Organization Chart IV-A) .....	11
Uniform Accounting and Reporting Branch (Position Organization Chart IV-B) .....	12
Systems Accounting Branch (Position Organization Chart IV-C) .....	13
Pre-Audit Branch (Position Organization Chart IV-D) .....	14
Information and Communication Services Division (Organization Chart V) .....	15
Information and Communication Services Division (Position Organization Chart V-A) .....	16
Client Services Branch I (For Human Resources and Employee Benefits) (Position Organization Chart V-B) .....	17
Client Services Branch II (For Finance, Commerce, and Labor) (Position Organization Chart V-C) .....	18
Technology Support Services Branch (Position Organization Chart V-D) .....	19
Systems Services Branch (Position Organization Chart V-E) .....	20
Telecommunications Services Branch (Position Organization Chart V-F) .....	21
Production Services Branch (Position Organization Chart V-G) .....	22
Production Management Section, Computer Operations Unit (Position Organization Chart V-H) .....	23
Production Management Section, Scheduling and Control Unit (Position Organization Chart V-I) .....	24
Network Control and Equipment Support Section, Network Control Unit (Position Organization Chart V-J) .....	25

	<u>Page</u>
Facilities Division (Organization Chart VII) .....	26
Facilities Division (Position Organization Chart VII-A) .....	27
Staff Services Office (Position Organization Chart VII-B) .....	28
Technical Services Branch (Position Organization Chart VII-C) .....	29
Planning Branch (Position Organization Chart VII-D) .....	30
Project Management Branch (Position Organization Chart VII-E) .....	31
Construction Management Branch (Position Organization Chart VII-F) .....	32
Leasing Services Branch (Position Organization Chart VII-G) .....	33
Public Building Repairs Branch (Organization Chart VII.1).....	34
Public Building Repairs Branch (Position Organization Chart VII-H).....	35
Public Building Management Services Branch (Organization Chart VII.2) .....	36
Public Building Management Services Branch (Position Organization Chart VII-I) .....	37
Building Management Unit A (Position Organization Chart VII-J) .....	38
Building Management Unit B (Position Organization Chart VII-K) .....	39
Building Management Unit C (Position Organization Chart VII-L) .....	40
Building Management Unit D (Position Organization Chart VII-M) .....	41
Grounds Maintenance Section (Position Organization Chart VII-N) .....	42
Pages 43 and 44 are blanks	
Archives Division (Organization Chart VIII) .....	45
Archives Division (Position Organization Chart VIII-A) .....	46
Automotive Management Division (Organization Chart IX) .....	47
Automotive Management Division (Position Organization Chart IX-A) .....	48
Land Survey Division (Organization Chart X) .....	49
Land Survey Division (Position Organization Chart X-A) .....	50
Hawaii District Office (Organization Chart XI) .....	51
Hawaii District Office (Position Organization Chart XI-A) .....	52
Central Services Branch 1, Hilo-Kau Section (Position Organization Chart XI-B) .....	53
Central Services Branch 2, Honokaa-Kohala and Kona Sections (Position Organization Chart XI-C) .	54
Maui District Office (Organization Chart XII) .....	55
Maui District Office (Position Organization Chart XII-A) .....	56
Central Services Branch (Position Organization Chart XII-B) .....	57

Kauai District Office (Organization Chart XIII) ..... 58  
Kauai District Office (Position Organization Chart XIII-A) ..... 59  
    Central Services Branch (Position Organization Chart XIII-B) ..... 60

State Foundation on Culture and the Arts (Organization Chart XIV) ..... 61  
State Foundation on Culture and the Arts (Position Organization Chart XIV-A) ..... 62  
    Designated Programs, Art in Public Places, Support Services (Position Organization Chart XIV-B) . 63

King Kamehameha Celebration Commission (Organization Chart XV) ..... 64  
King Kamehameha Celebration Commission (Position Organization Chart XV-A) ..... 65

Stadium Authority (Organization Chart XVI) ..... 66  
    Office of the Manager (Position Organization Chart XVI-A) ..... 67  
        Administrative Services Office (Position Organization Chart XVI-B) ..... 68  
        Events Management Branch (Position Organization Chart XVI-C) ..... 69  
        Engineering and Maintenance Management Branch (Position Organization Chart XVI-D) ..... 70  
            Building Construction and Maintenance Section (Position Organization Chart XVI-E) .... 71  
            General Services Section (Position Organization Chart XVI-F) ..... 72  
        Box Office Management Branch (Position Organization Chart XVI-G) ..... 73  
        Security Management Branch (Position Organization Chart XVI-H) ..... 74

Procurement Policy Board (Organization Chart XVII) ..... 75  
State Procurement Office (Organization Chart XVIII) ..... 76  
State Procurement Office (Position Organization Chart XVIII-A) ..... 77

Office of Elections (Organization Chart XIV) ..... 78  
Office of Elections (Position Organization Chart XIV-A)..... 79  
Office of Elections, Reapportionment Commission (Position Organization Chart XIV-B)..... 80

Campaign Spending Commission (Organization Chart XV) ..... 81  
Campaign Spending Commission (Position Organization Chart XV-A) ..... 82

Enhanced 911 Board (Organization Chart XVI) ..... 83

State Building Code Council (Organization Chart XVII) ..... 84

Information Privacy and Security Council (Organization Chart XCVIII) ..... 85

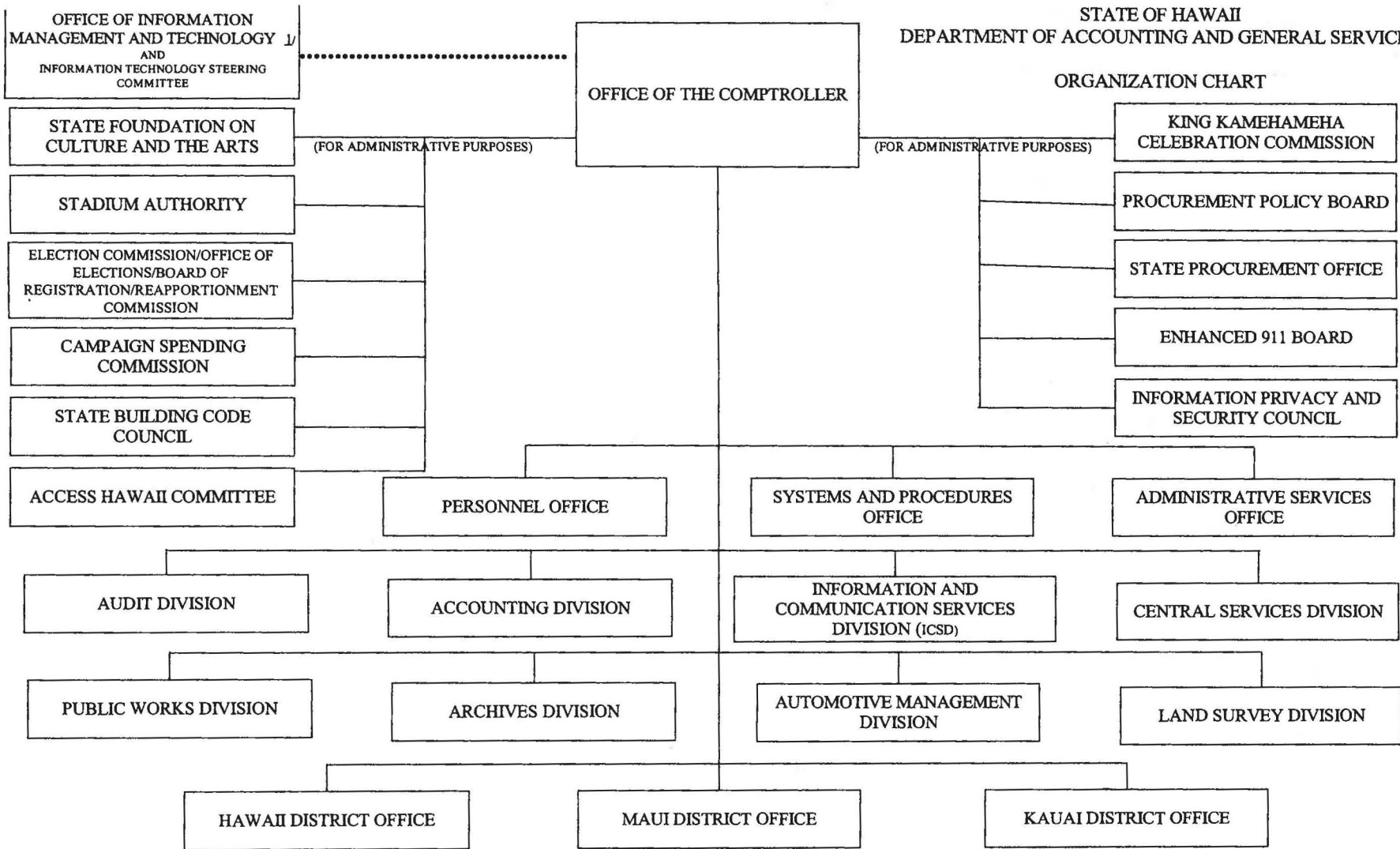
Access Hawaii Committee (Organization Chart XCVIV) ..... 86

Office of Information Management and Technology (Organization Chart XCVV) ..... 87

Office of Information Management and Technology (Position Organization Chart XCVV-A) ..... 88

Office of Information Management and Technology (Position Organization Chart XCVV-B) ..... 89

ORGANIZATION CHART

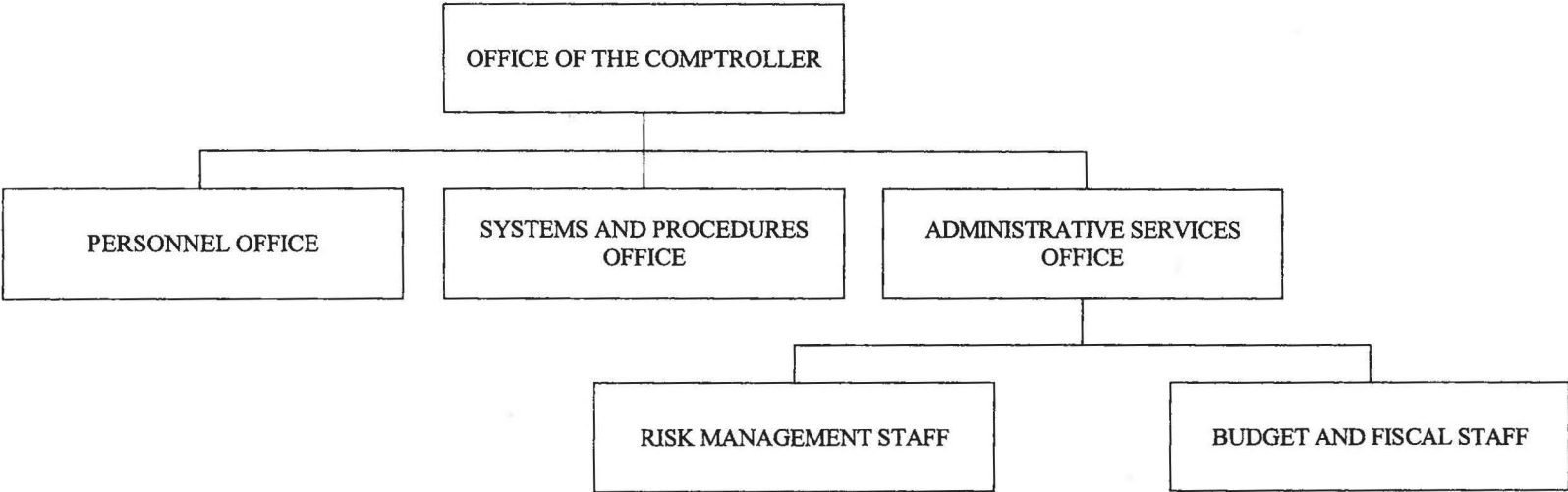


1/ ESTABLISHED PURSUANT TO ACT 84, SLH 2011 AND PLACED IN THE DEPARTMENT OF ACCOUNTING AND GENERAL SERVICES. THE CHIEF INFORMATION OFFICER (CIO) IS APPOINTED BY THE GOVERNOR AND REPORTS DIRECTLY TO THE GOVERNOR. THE CIO IS THE HEAD OF THE OFFICE OF INFORMATION MANAGEMENT AND TECHNOLOGY.

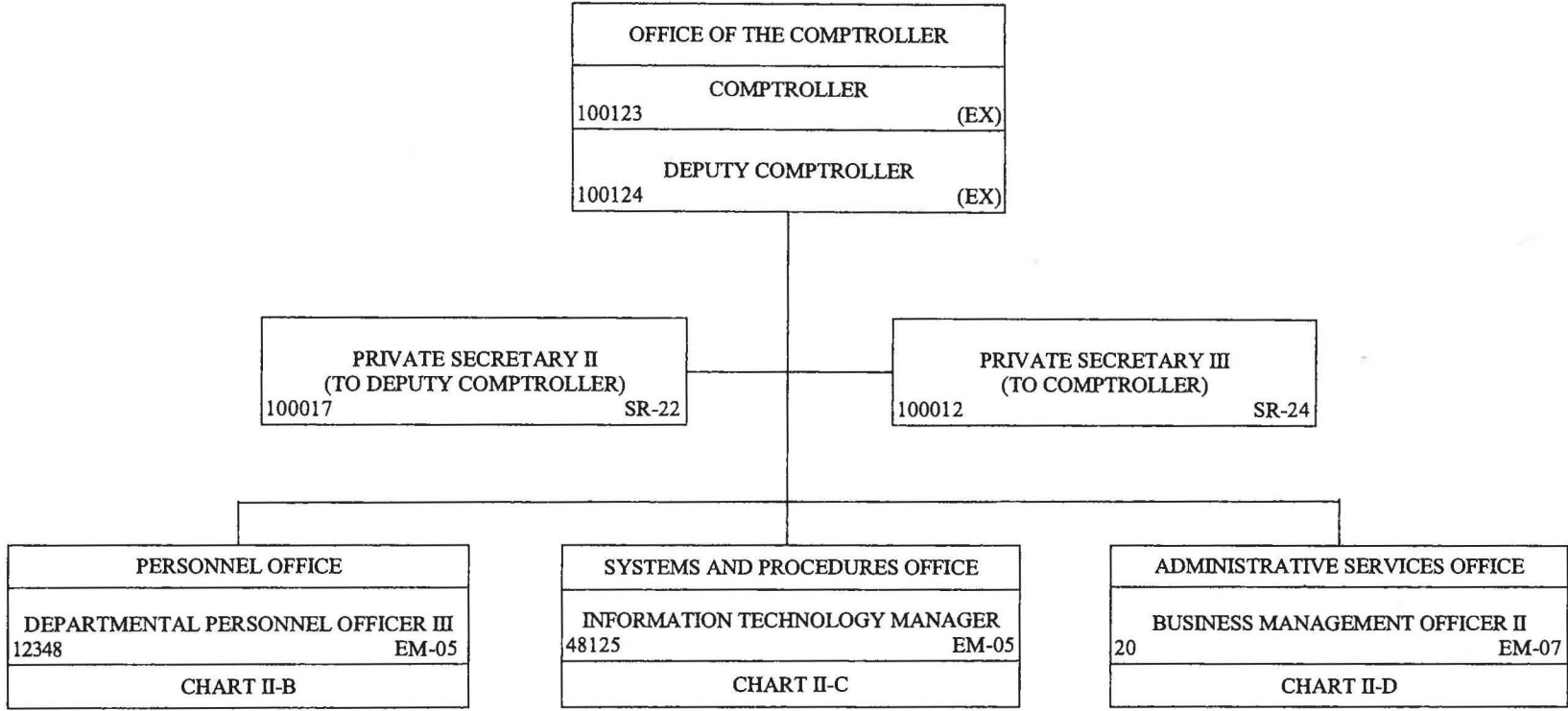


STATE OF HAWAII  
DEPARTMENT OF ACCOUNTING AND GENERAL SERVICES  
DEPARTMENT ADMINISTRATION

ORGANIZATION CHART

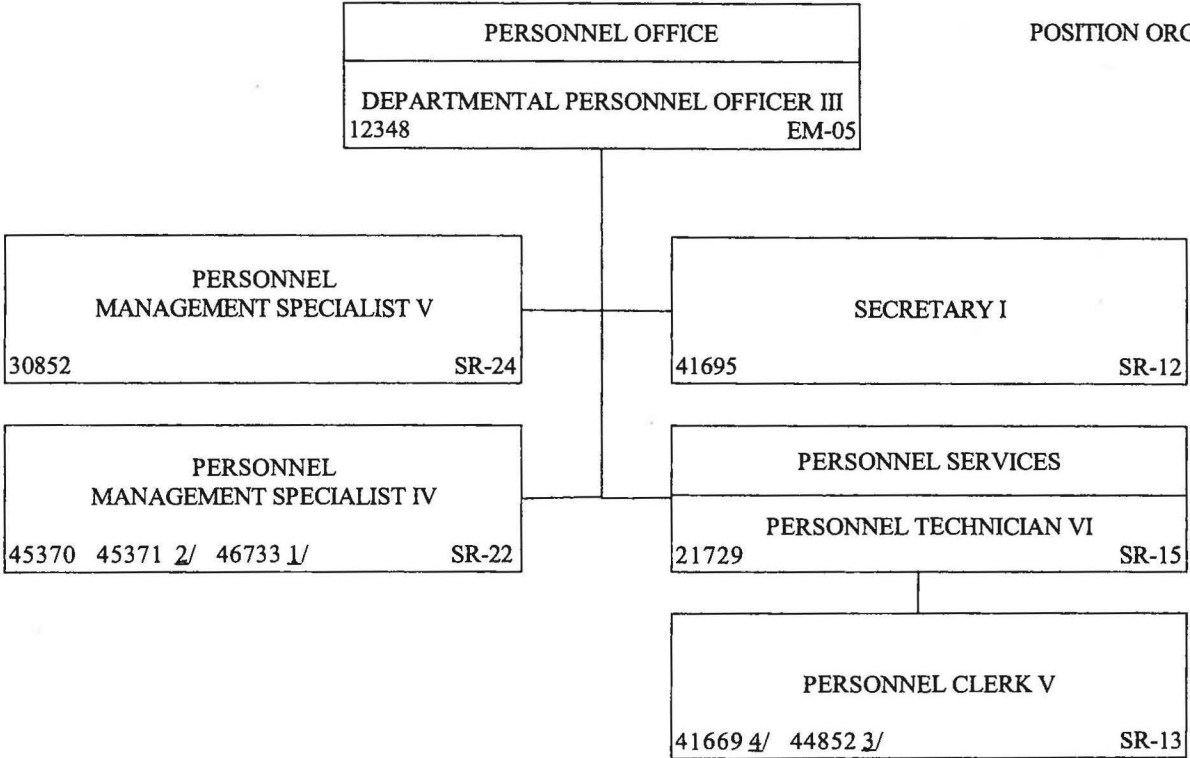


STATE OF HAWAII  
 DEPARTMENT OF ACCOUNTING AND GENERAL SERVICES  
 DEPARTMENT ADMINISTRATION  
 POSITION ORGANIZATION CHART



STATE OF HAWAII  
 DEPARTMENT OF ACCOUNTING AND GENERAL SERVICES  
 DEPARTMENT ADMINISTRATION  
 PERSONNEL OFFICE

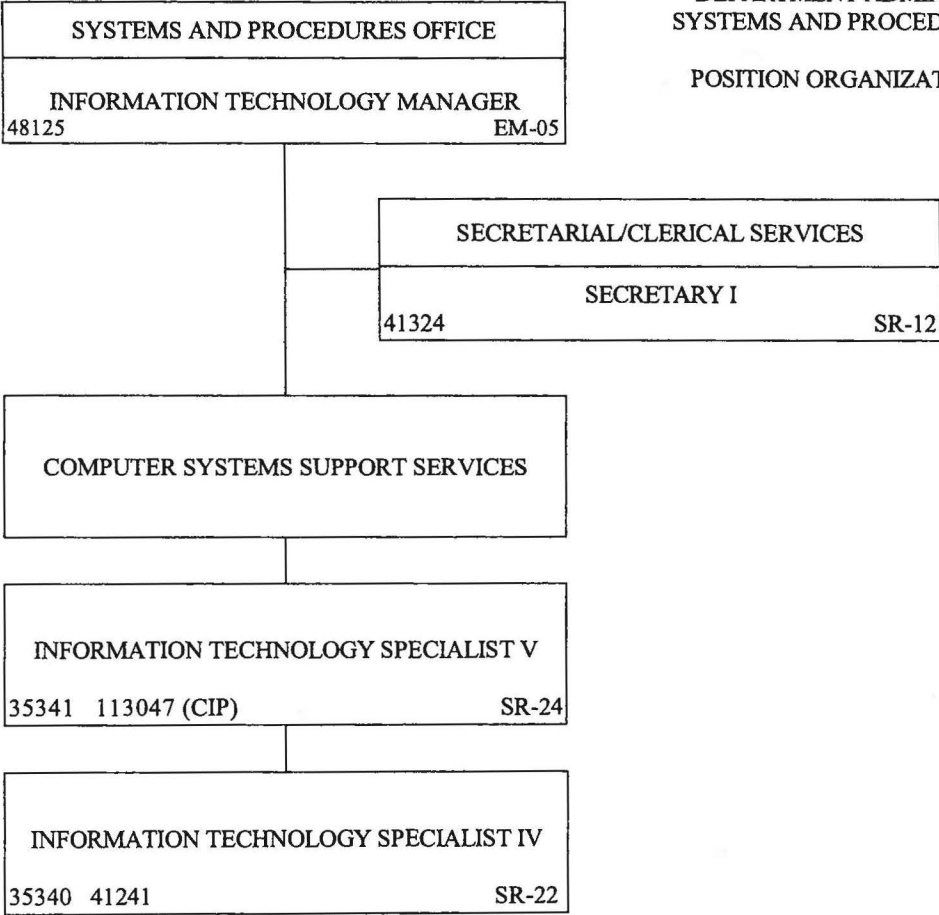
POSITION ORGANIZATION CHART



1/ POSITION NO. 46733 FUNDED BY INTER-DEPARTMENTAL TRANSFERS FUND (U).  
 2/ POSITION NO. 45371 WAS REALLOCATED TO PERSONNEL MANAGEMENT SPECIALIST II, SR-18, ON 01/29/14, EFFECTIVE 02/01/14.  
 3/ POSITION NO. 44852 REALLOCATED BACK TO PERSONNEL CLERK V, SR-13, ON 06/12/15, EFFECTIVE 06/16/15.  
 4/ POSITION NO. 41669 REALLOCATED BACK TO PERSONNEL CLERK V, SR-13, ON 07/02/14, EFFECTIVE 07/16/14.


STATE OF HAWAII  
DEPARTMENT OF ACCOUNTING AND GENERAL SERVICES  
DEPARTMENT ADMINISTRATION  
SYSTEMS AND PROCEDURES OFFICE

POSITION ORGANIZATION CHART



STATE OF HAWAII  
 DEPARTMENT OF ACCOUNTING AND GENERAL SERVICES  
 DEPARTMENT ADMINISTRATION  
 ADMINISTRATIVE SERVICES OFFICE

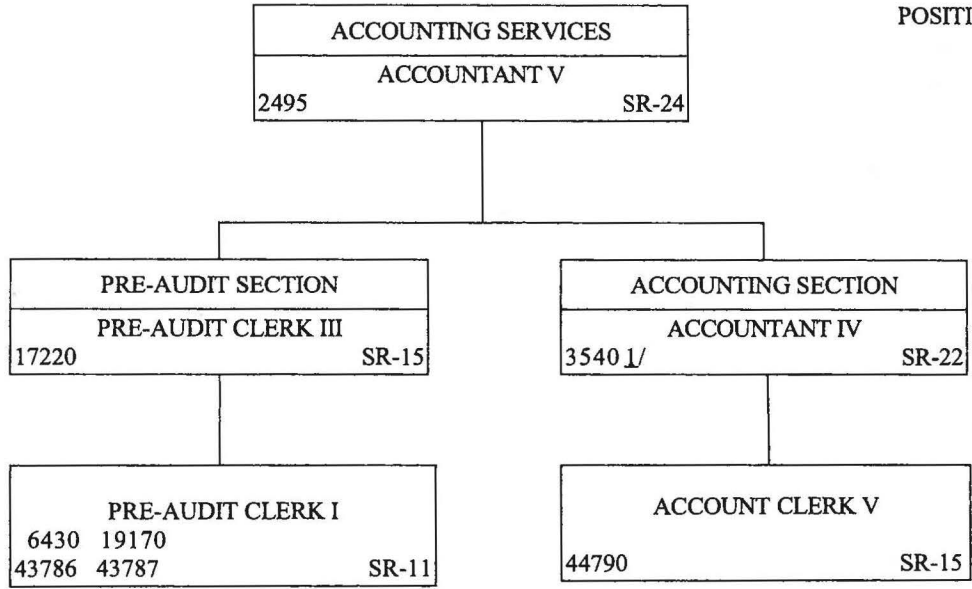
POSITION ORGANIZATION CHART



1/ POSITIONS ARE FUNDED BY REVOLVING FUNDS.

STATE OF HAWAII  
 DEPARTMENT OF ACCOUNTING AND GENERAL SERVICES  
 DEPARTMENT ADMINISTRATION  
 ADMINISTRATIVE SERVICES OFFICE  
 ACCOUNTING SERVICES

POSITION ORGANIZATION CHART



1/ POSITION NO. 3540 FUNDED BY INTER-DEPARTMENTAL TRANSFERS FUND (U) .

STATE OF HAWAII  
DEPARTMENT OF ACCOUNTING AND GENERAL SERVICES  
AUDIT DIVISION

ORGANIZATION CHART


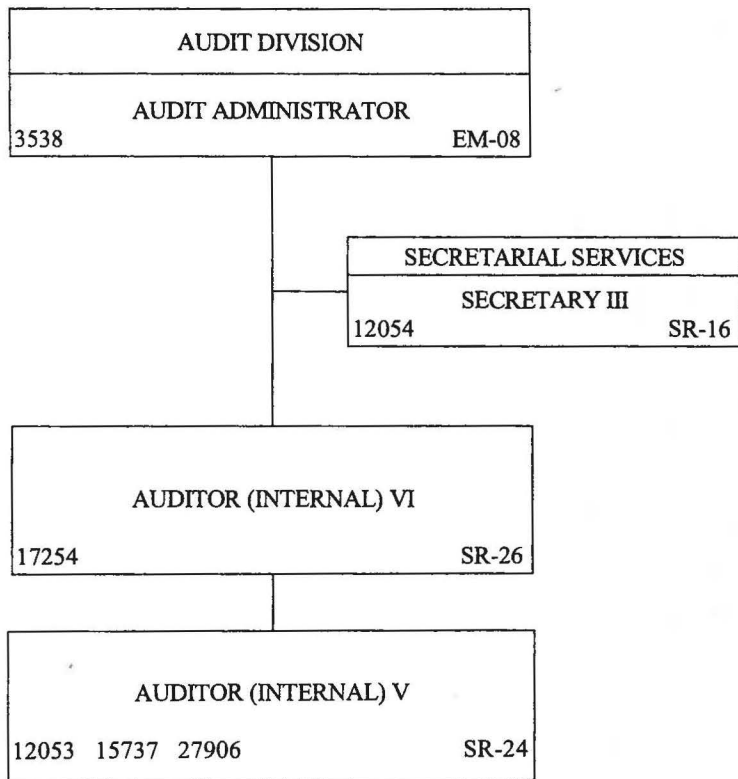


CHART III

STATE OF HAWAII  
DEPARTMENT OF ACCOUNTING AND GENERAL SERVICES  
AUDIT DIVISION


POSITION ORGANIZATION CHART





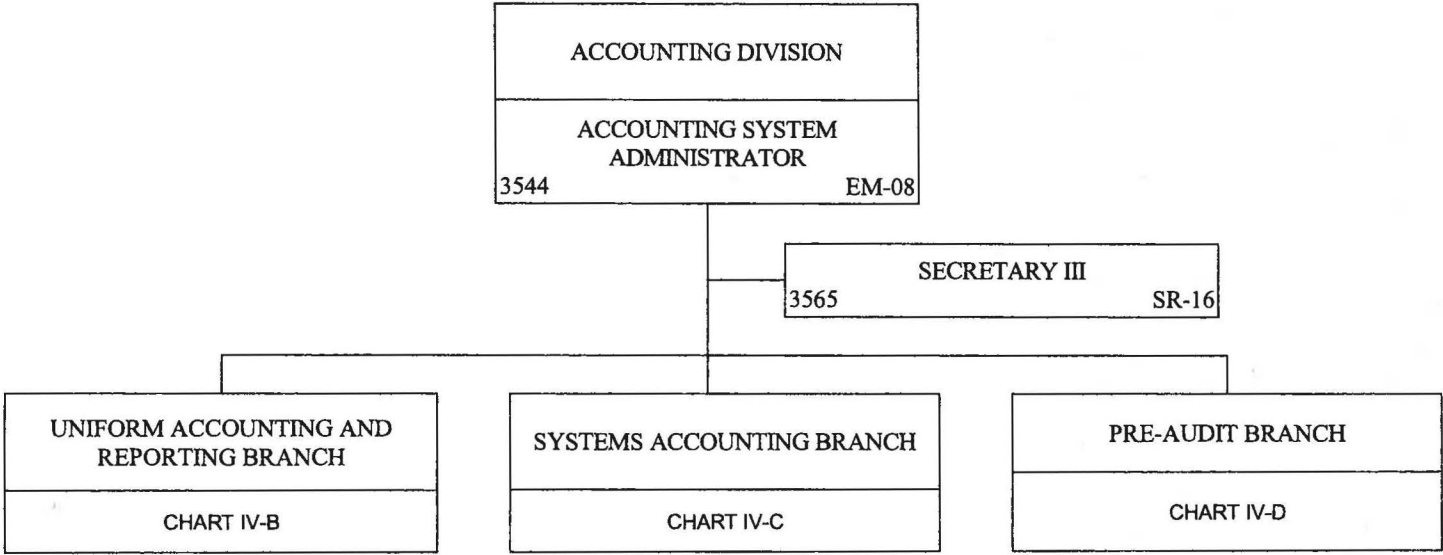
STATE OF HAWAII  
DEPARTMENT OF ACCOUNTING AND GENERAL SERVICES  
ACCOUNTING DIVISION

ORGANIZATION CHART

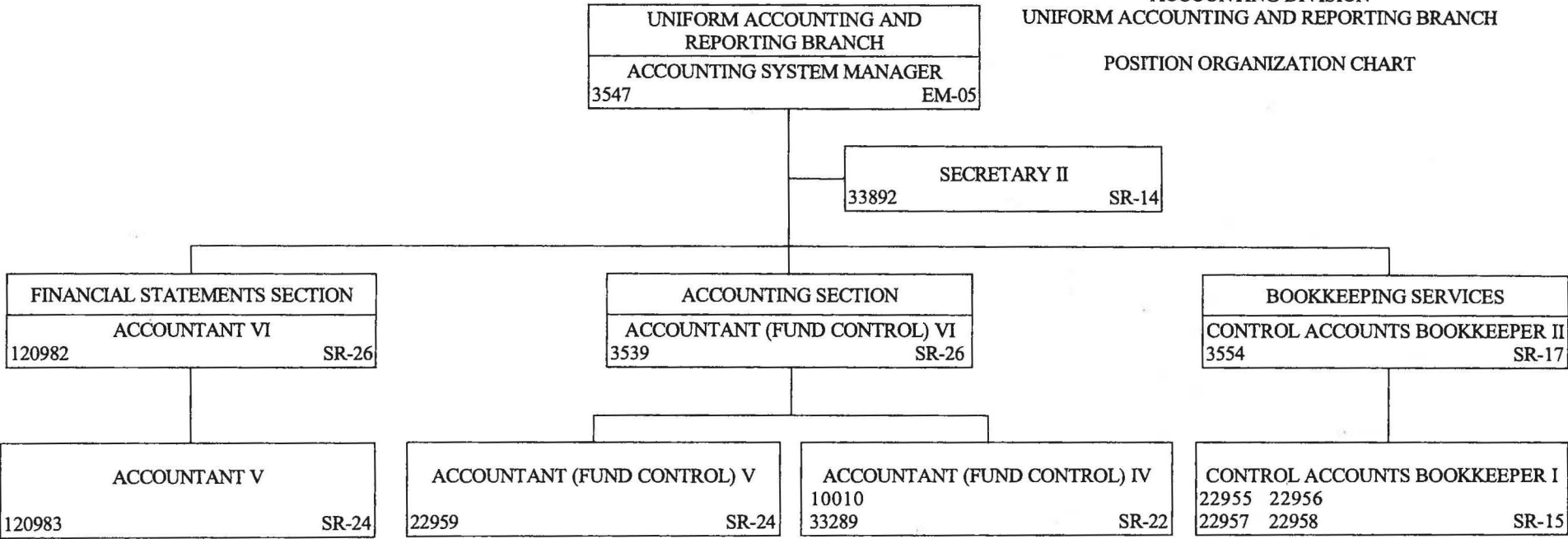


STATE OF HAWAII  
DEPARTMENT OF ACCOUNTING AND GENERAL SERVICES  
ACCOUNTING DIVISION


POSITION ORGANIZATION CHART



STATE OF HAWAII  
 DEPARTMENT OF ACCOUNTING AND GENERAL SERVICES  
 ACCOUNTING DIVISION  
 UNIFORM ACCOUNTING AND REPORTING BRANCH  
 POSITION ORGANIZATION CHART



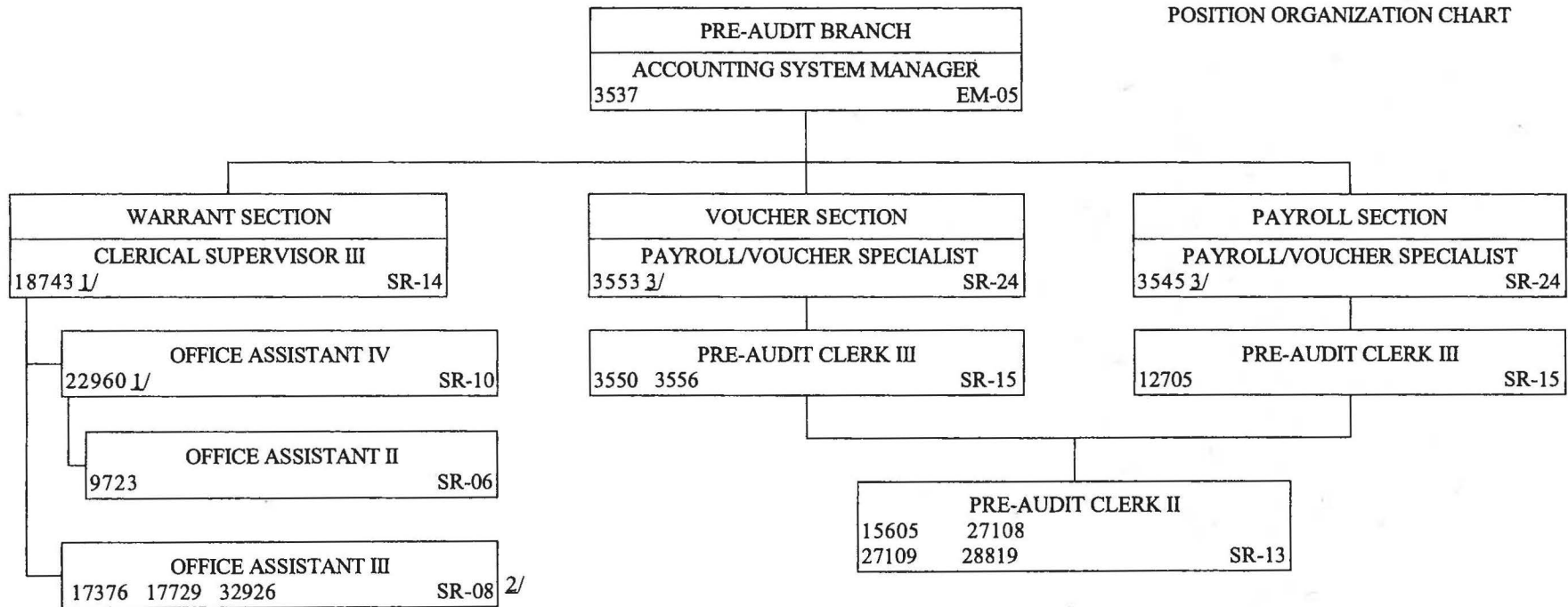
STATE OF HAWAII  
DEPARTMENT OF ACCOUNTING AND GENERAL SERVICES  
ACCOUNTING DIVISION  
SYSTEMS ACCOUNTING BRANCH  
POSITION ORGANIZATION CHART



1/ POSITION REALLOCATED TO ACCOUNTANT (SYSTEMS) IV, SR-22, ON 02/14/06,  
EFFECTIVE 02/16/06.

STATE OF HAWAII  
 DEPARTMENT OF ACCOUNTING AND GENERAL SERVICES  
 ACCOUNTING DIVISION  
 PRE-AUDIT BRANCH

POSITION ORGANIZATION CHART



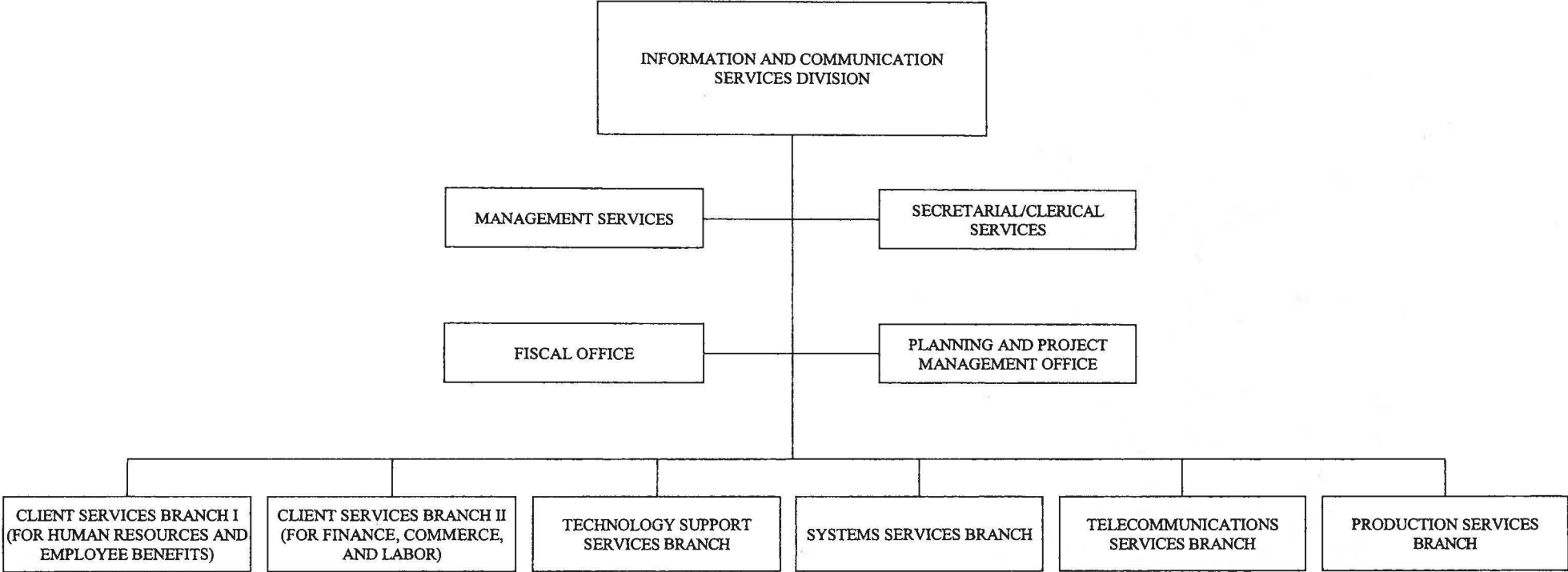
1/ POSITION TO BE REDESCRIBED.

2/ ONE POSITION (TO BE DETERMINED) WILL BE REDESCRIBED AND PLACED UNDER THE SUPERVISION OF POSITION NO. 22960

3/ POSITION NOS. 3545 AND 3553, CLAIMS PRE-AUDIT SUPERVISOR, SR-22, AMENDED CLASS TITLE AND REPRICED TO PAYROLL/VOUCHER SPECIALIST, SR-24 BY DHRD ON 04/23/15.

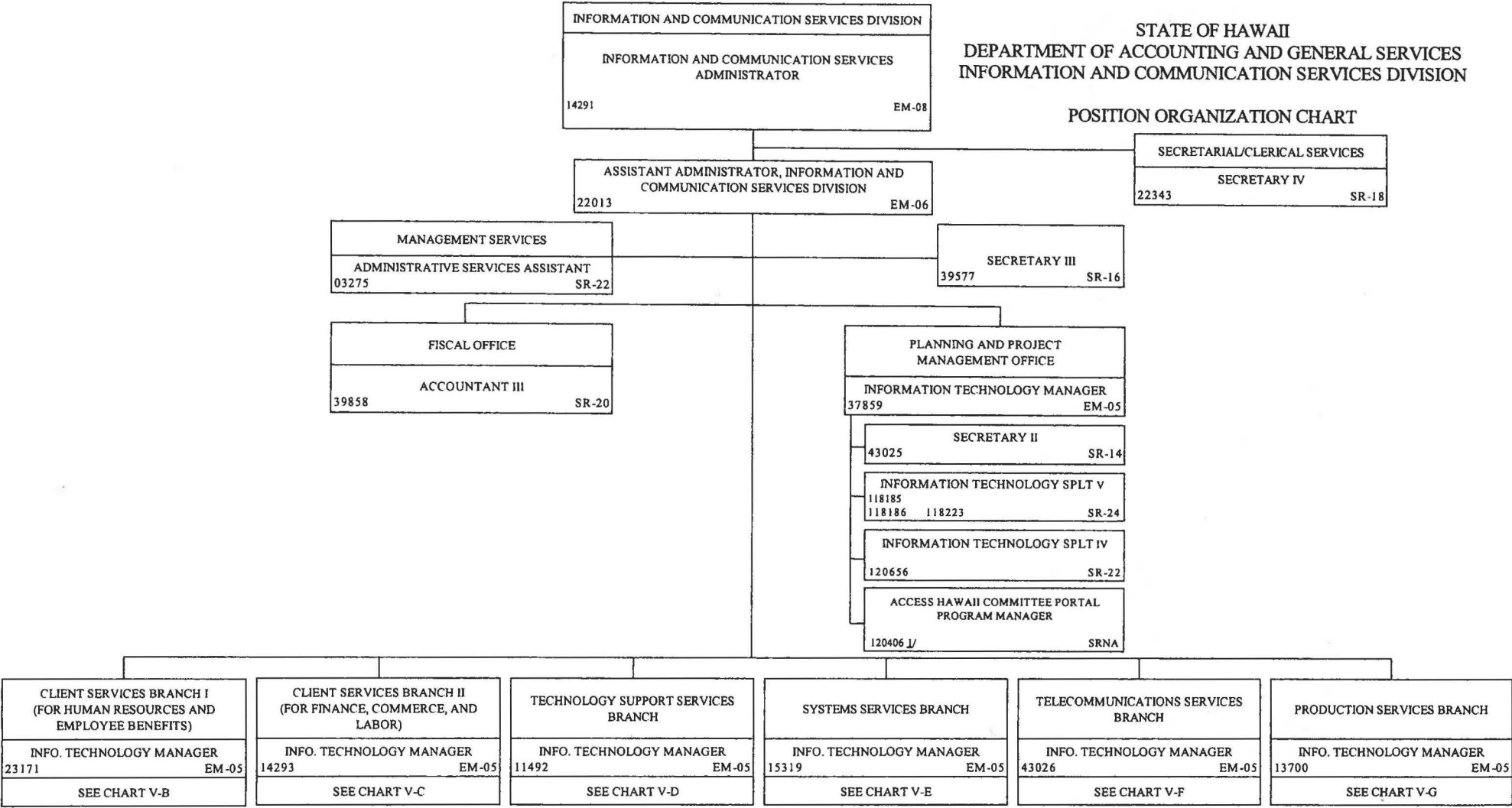
STATE OF HAWAII  
DEPARTMENT OF ACCOUNTING AND GENERAL SERVICES  
INFORMATION AND COMMUNICATION SERVICES DIVISION

ORGANIZATION CHART



STATE OF HAWAII  
 DEPARTMENT OF ACCOUNTING AND GENERAL SERVICES  
 INFORMATION AND COMMUNICATION SERVICES DIVISION

POSITION ORGANIZATION CHART

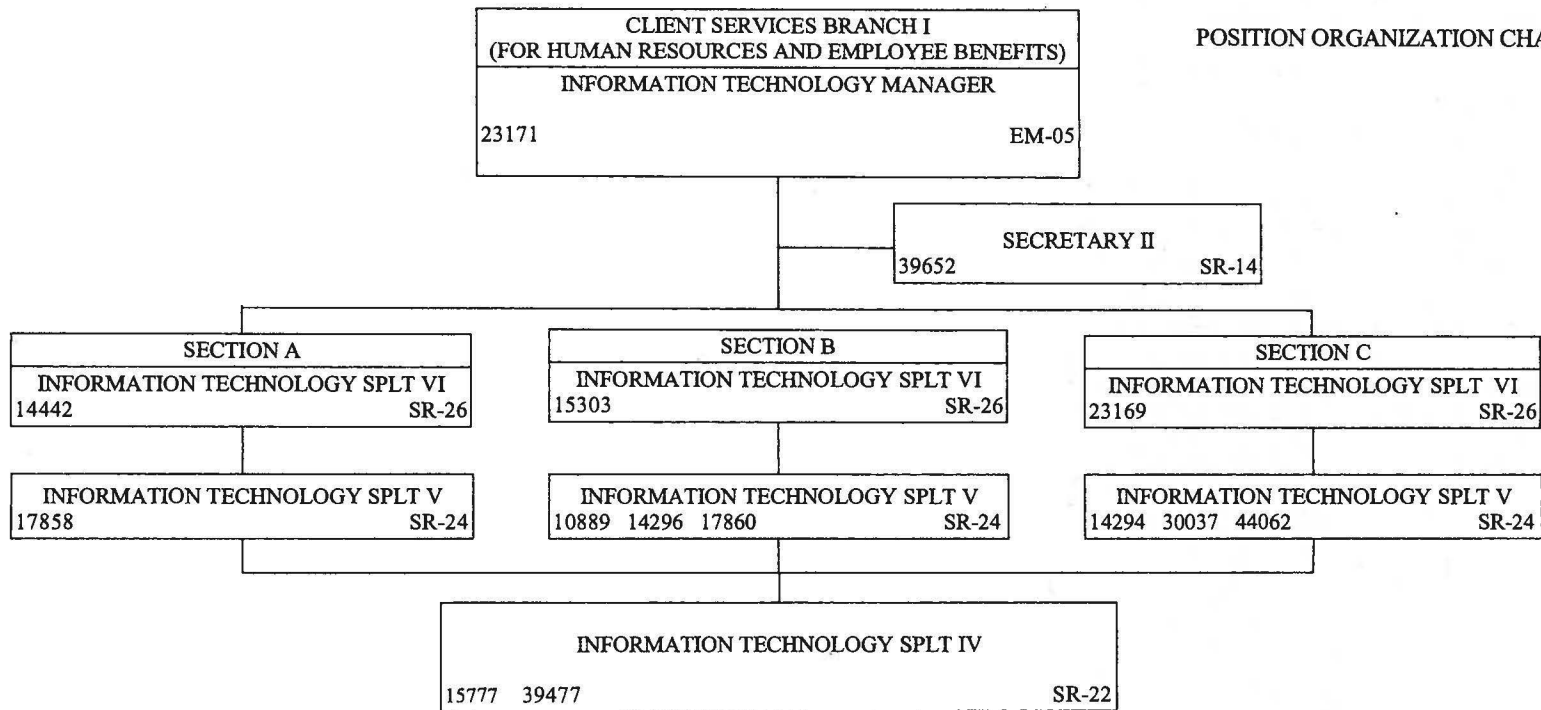


1/ POSITION NO. 120406 IS A TEMPORARY SPECIAL FUNDED POSITION ESTABLISHED BY ACT 164/SLH 2011.

CHART V-A

STATE OF HAWAII  
 DEPARTMENT OF ACCOUNTING AND GENERAL SERVICES  
 INFORMATION AND COMMUNICATION SERVICES DIVISION  
 CLIENT SERVICES BRANCH I  
 (FOR HUMAN RESOURCES AND EMPLOYEE BENEFITS)

POSITION ORGANIZATION CHART





STATE OF HAWAII  
 DEPARTMENT OF ACCOUNTING AND GENERAL SERVICES  
 INFORMATION AND COMMUNICATION SERVICES DIVISION  
 CLIENT SERVICES BRANCH II  
 (FOR FINANCE, COMMERCE, AND LABOR)

POSITION ORGANIZATION CHART

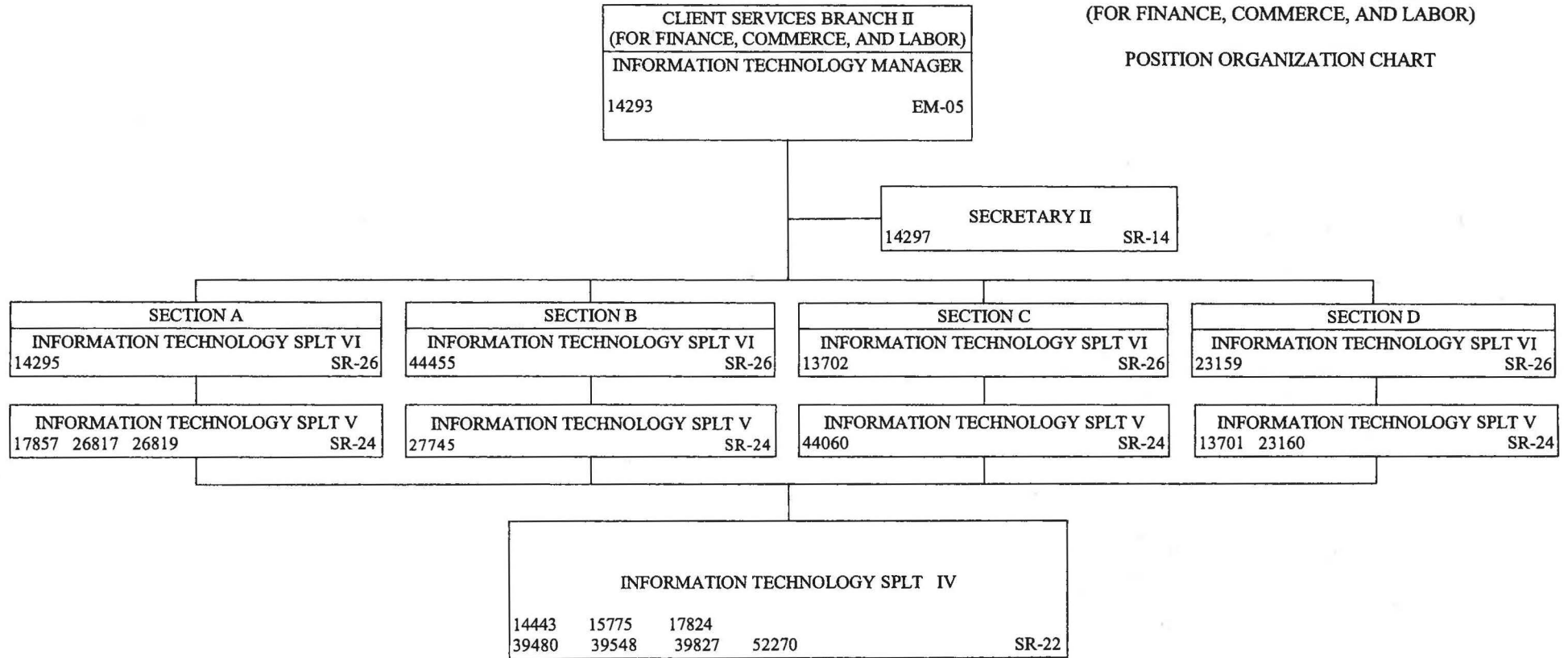



CHART V-C

STATE OF HAWAII  
 DEPARTMENT OF ACCOUNTING AND GENERAL SERVICES  
 INFORMATION AND COMMUNICATION SERVICES DIVISION  
 TECHNOLOGY SUPPORT SERVICES BRANCH

POSITION ORGANIZATION CHART



1/ POSITION NO. 113060 REALLOCATED TO INFORMATION TECHNOLOGY SPECIALIST IV, SR-22, ON 10/25/13 EFFECTIVE 11/01/13.

2/ POSITION NO. 37517 REALLOCATED TO INFORMATION TECHNOLOGY SPECIALIST V, SR-24, ON 01/28/15, EFFECTIVE 01/01/15.

3/ POSITION NO. 23496 REALLOCATED TO INFORMATION TECHNOLOGY SPECIALIST III, SR-20, ON 01/14/15, EFFECTIVE 01/16/15.

STATE OF HAWAII  
 DEPARTMENT OF ACCOUNTING AND GENERAL SERVICES  
 INFORMATION AND COMMUNICATION SERVICES DIVISION  
 SYSTEMS SERVICES BRANCH

POSITION ORGANIZATION CHART

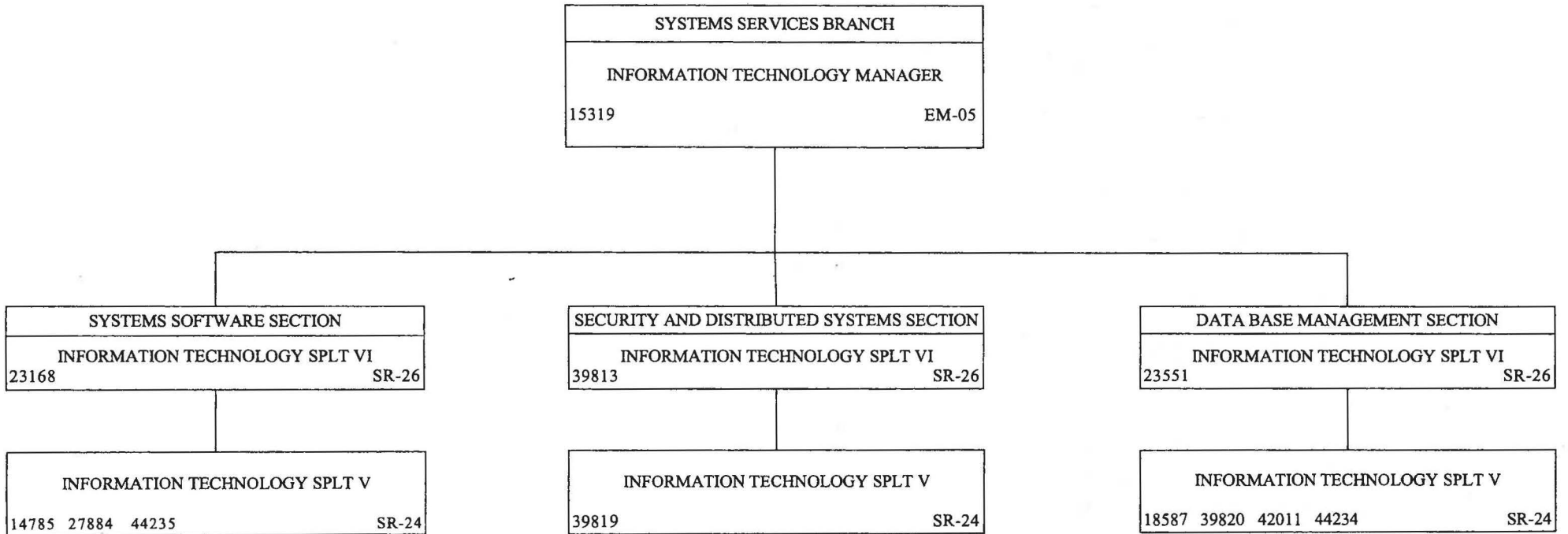
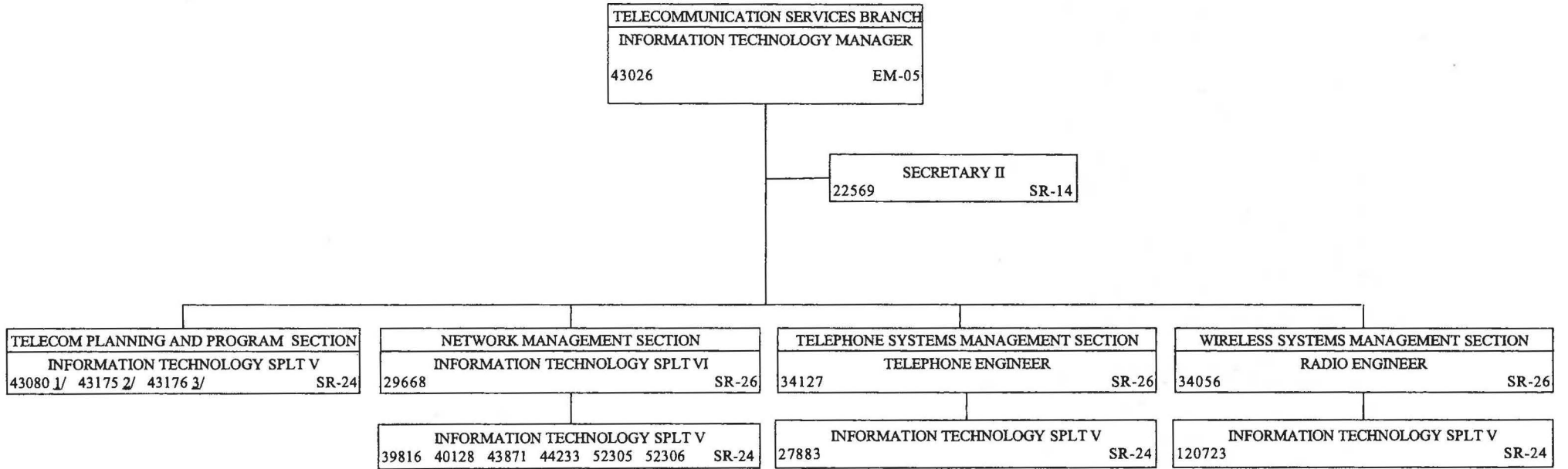


CHART V-E

STATE OF HAWAII  
 DEPARTMENT OF ACCOUNTING AND GENERAL SERVICES  
 INFORMATION AND COMMUNICATION SERVICES DIVISION  
 TELECOMMUNICATION SERVICES BRANCH

POSITION ORGANIZATION CHART

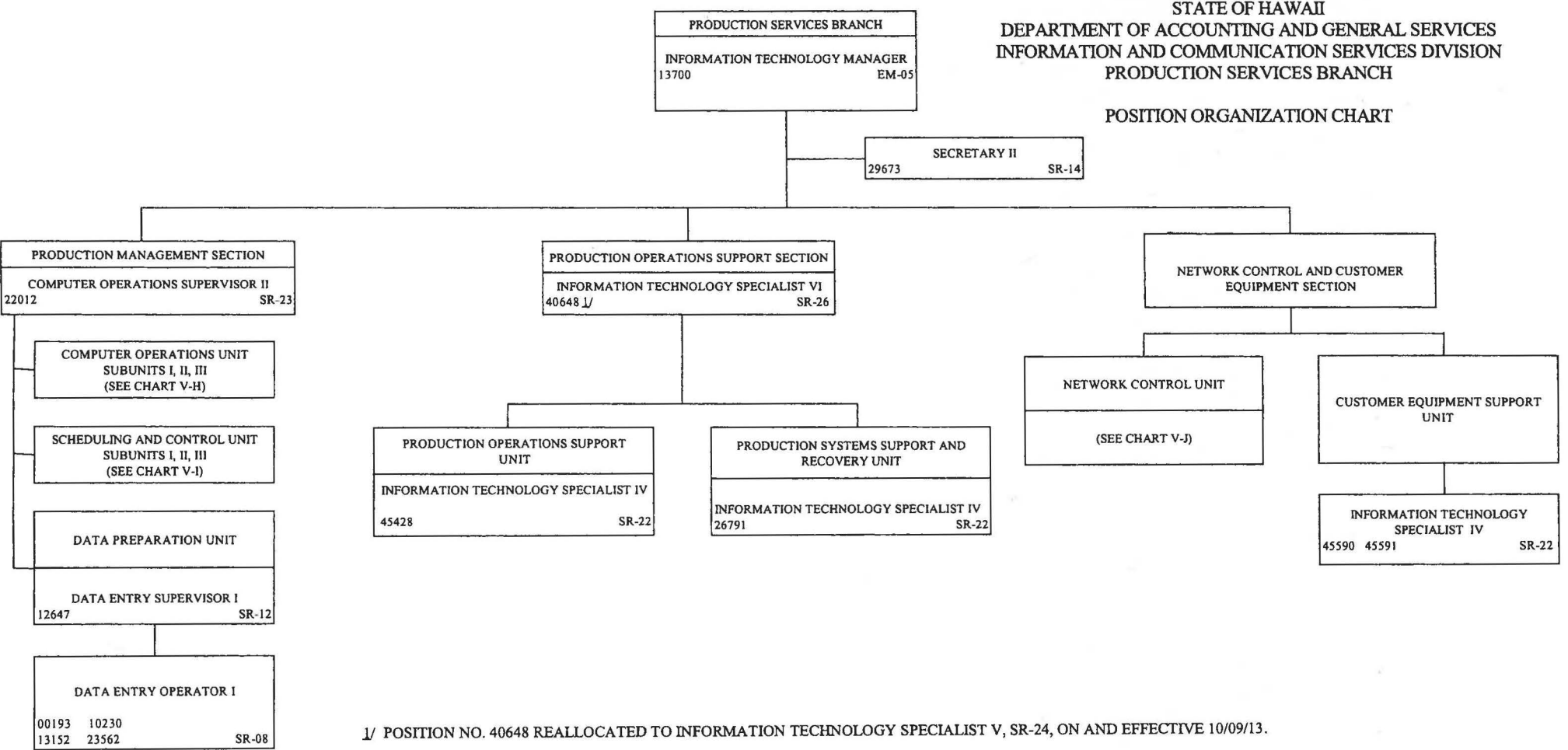


- 1/ POSITION LOCATED ON KAUAI.
- 2/ POSITION LOCATED ON MAUI.
- 3/ POSITION LOCATED ON HAWAII.

CHART V-F

STATE OF HAWAII  
 DEPARTMENT OF ACCOUNTING AND GENERAL SERVICES  
 INFORMATION AND COMMUNICATION SERVICES DIVISION  
 PRODUCTION SERVICES BRANCH

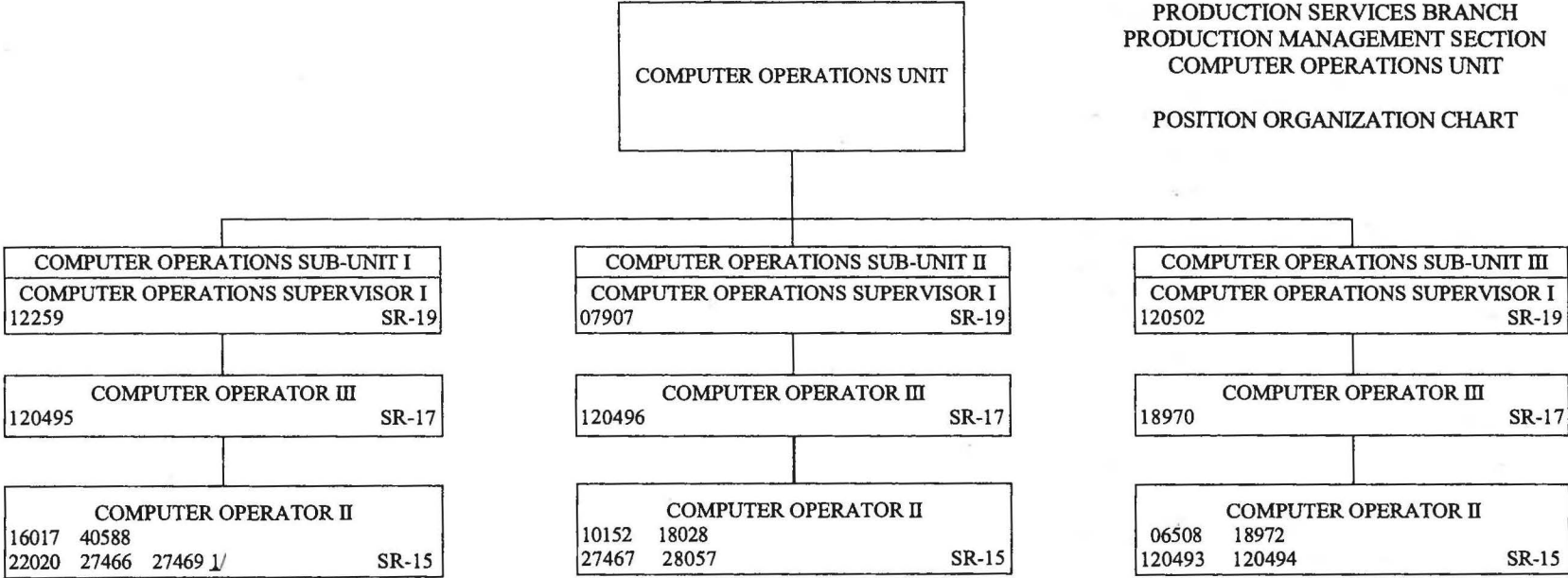
POSITION ORGANIZATION CHART



1/ POSITION NO. 40648 REALLOCATED TO INFORMATION TECHNOLOGY SPECIALIST V, SR-24, ON AND EFFECTIVE 10/09/13.

STATE OF HAWAII  
 DEPARTMENT OF ACCOUNTING AND GENERAL SERVICES  
 INFORMATION AND COMMUNICATION SERVICES DIVISION  
 PRODUCTION SERVICES BRANCH  
 PRODUCTION MANAGEMENT SECTION  
 COMPUTER OPERATIONS UNIT

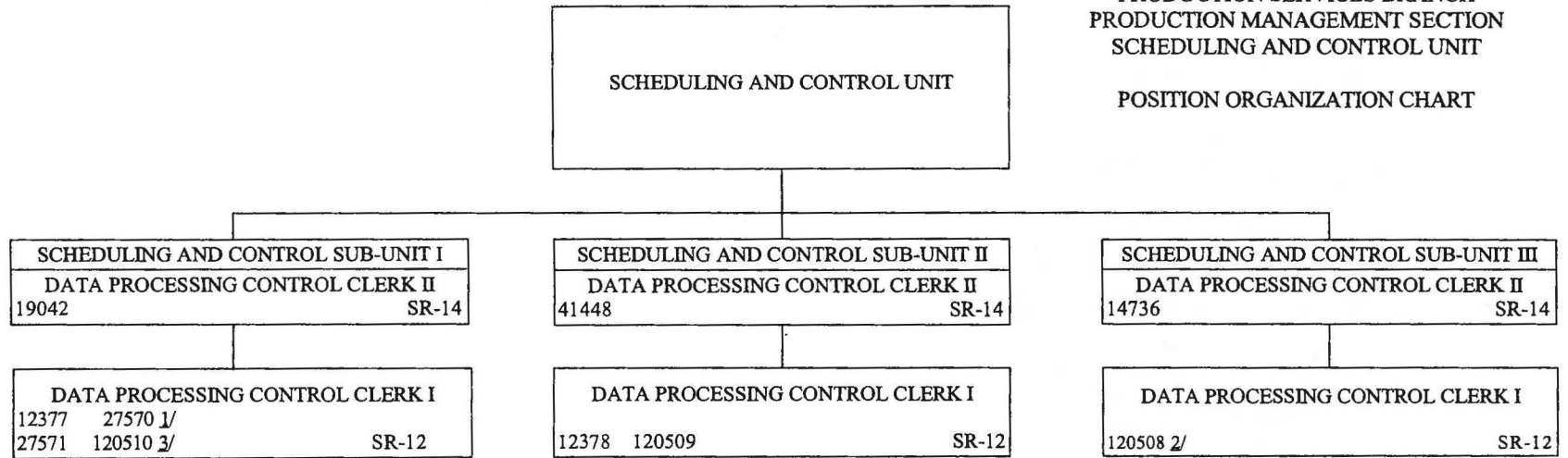
POSITION ORGANIZATION CHART



1/ POSITION NO. 27469, REALLOCATED BACK TO COMPUTER OPERATOR II, SR-15, ON 10/22/14, EFFECTIVE 11/01/14.

STATE OF HAWAII  
 DEPARTMENT OF ACCOUNTING AND GENERAL SERVICES  
 INFORMATION AND COMMUNICATION SERVICES DIVISION  
 PRODUCTION SERVICES BRANCH  
 PRODUCTION MANAGEMENT SECTION  
 SCHEDULING AND CONTROL UNIT

POSITION ORGANIZATION CHART



- 1/ POSITION NO. 27570, DATA PROCESSING CONTROL CLERK I, SR-12, POSITION REALLOCATED TO OFFICE ASSISTANT IV, SR-10 FOR RECRUITMENT PURPOSES ON 01/10/14, EFFECTIVE 01/16/14.
- 2/ POSITION NO. 120508, DATA PROCESSING CONTROL CLERK I, SR-12, POSITION REALLOCATED TO OFFICE ASSISTANT IV, SR-10 FOR RECRUITMENT PURPOSES ON 04/10/12, EFFECTIVE 04/16/12.
- 3/ POSITION NO. 120510, REALLOCATED BACK TO DATA PROCESSING CONTROL CLERK I, SR-12, ON 09/18/14, EFFECTIVE 10/01/14.

STATE OF HAWAII  
 DEPARTMENT OF ACCOUNTING AND GENERAL SERVICES  
 INFORMATION AND COMMUNICATION SERVICES DIVISION  
 PRODUCTION SERVICES BRANCH  
 NETWORK CONTROL AND EQUIPMENT SUPPORT SECTION  
 NETWORK CONTROL UNIT

POSITION ORGANIZATION CHART

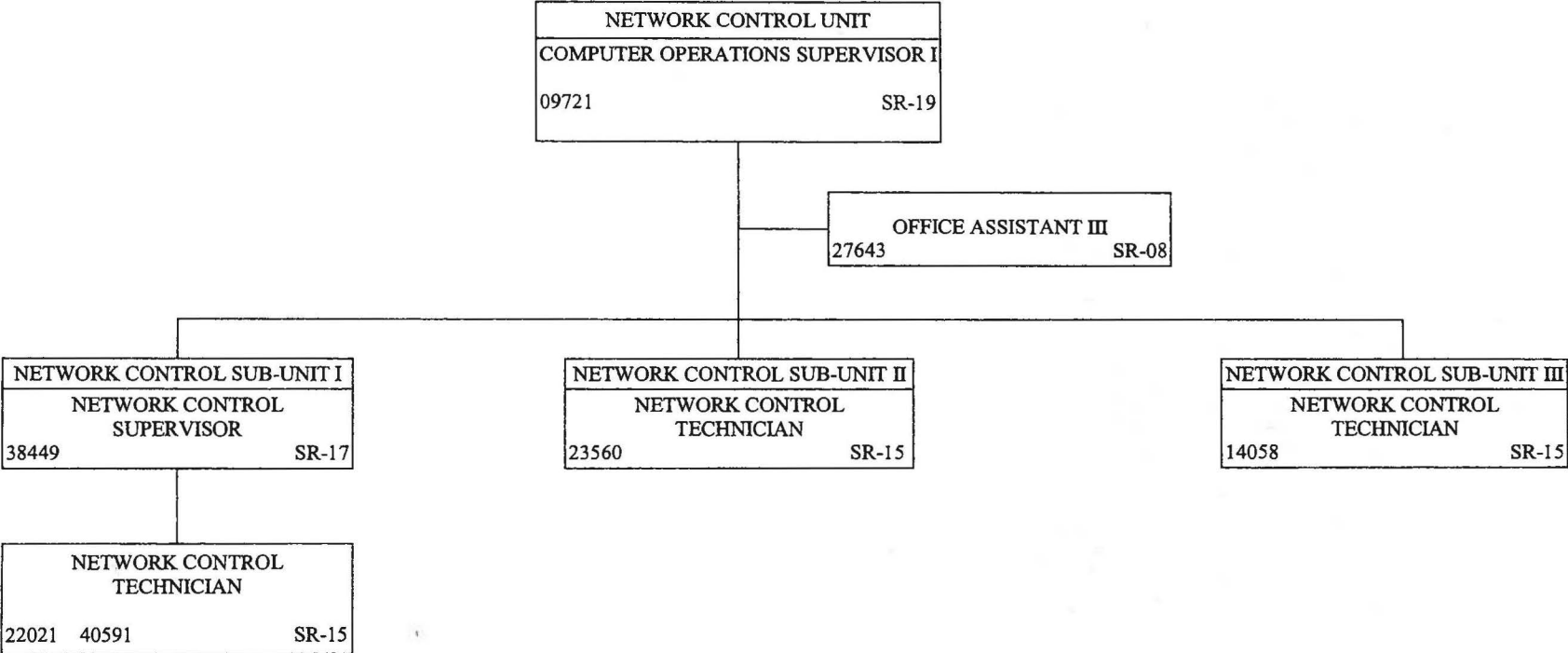


CHART V-J



ACKNOWLEDGED:



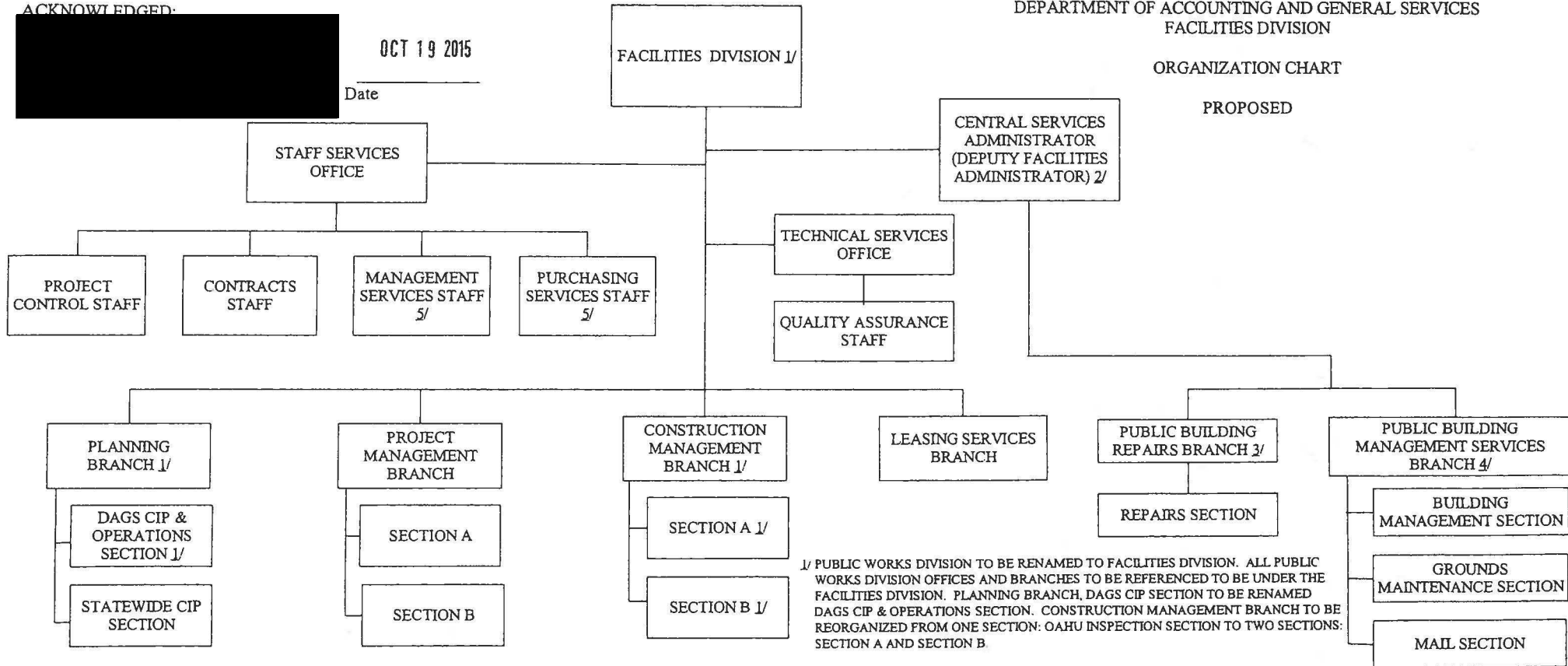
OCT 19 2015

Date

STATE OF HAWAII  
DEPARTMENT OF ACCOUNTING AND GENERAL SERVICES  
FACILITIES DIVISION

ORGANIZATION CHART

PROPOSED



1/ PUBLIC WORKS DIVISION TO BE RENAMED TO FACILITIES DIVISION. ALL PUBLIC WORKS DIVISION OFFICES AND BRANCHES TO BE REFERENCED TO BE UNDER THE FACILITIES DIVISION. PLANNING BRANCH, DAGS CIP & OPERATIONS SECTION TO BE RENAMED DAGS CIP & OPERATIONS SECTION. CONSTRUCTION MANAGEMENT BRANCH TO BE REORGANIZED FROM ONE SECTION: OAHU INSPECTION SECTION TO TWO SECTIONS: SECTION A AND SECTION B.


2/ THE FORMER CENTRAL SERVICES DIVISION TO BE ALIGNED UNDER THE FACILITIES DIVISION. THE PROPOSED DEPUTY FACILITIES ADMINISTRATOR (FORMER CENTRAL SERVICES ADMINISTRATOR) TO OVERSEE THE PUBLIC BUILDING REPAIRS BRANCH AND PUBLIC BUILDING MANAGEMENT SERVICES BRANCH. THIS NEW POSITION WILL ONLY OVERSEE THESE TWO FORMER CENTRAL SERVICE DIVISIONS (CSD) BRANCHES.

3/ CSD PUBLIC BUILDING REPAIRS AND ALTERATIONS BRANCH TO BE RENAMED PUBLIC BUILDING REPAIRS BRANCH AND ALIGNED UNDER THE FACILITIES DIVISION.

4/ CSD PUBLIC BUILDING MANAGEMENT SERVICES BRANCH TO BE ALIGNED UNDER THE FACILITIES DIVISION.

5/ CSD PROGRAM SERVICES OFFICE AND PURCHASING SERVICES OFFICE WILL BECOME PART OF THE STAFF SERVICES OFFICE UNDER THE FACILITIES DIVISION: MANAGEMENT SERVICES STAFF AND PURCHASING SERVICES STAFF, RESPECTIVELY.

ACCOMMODATED:



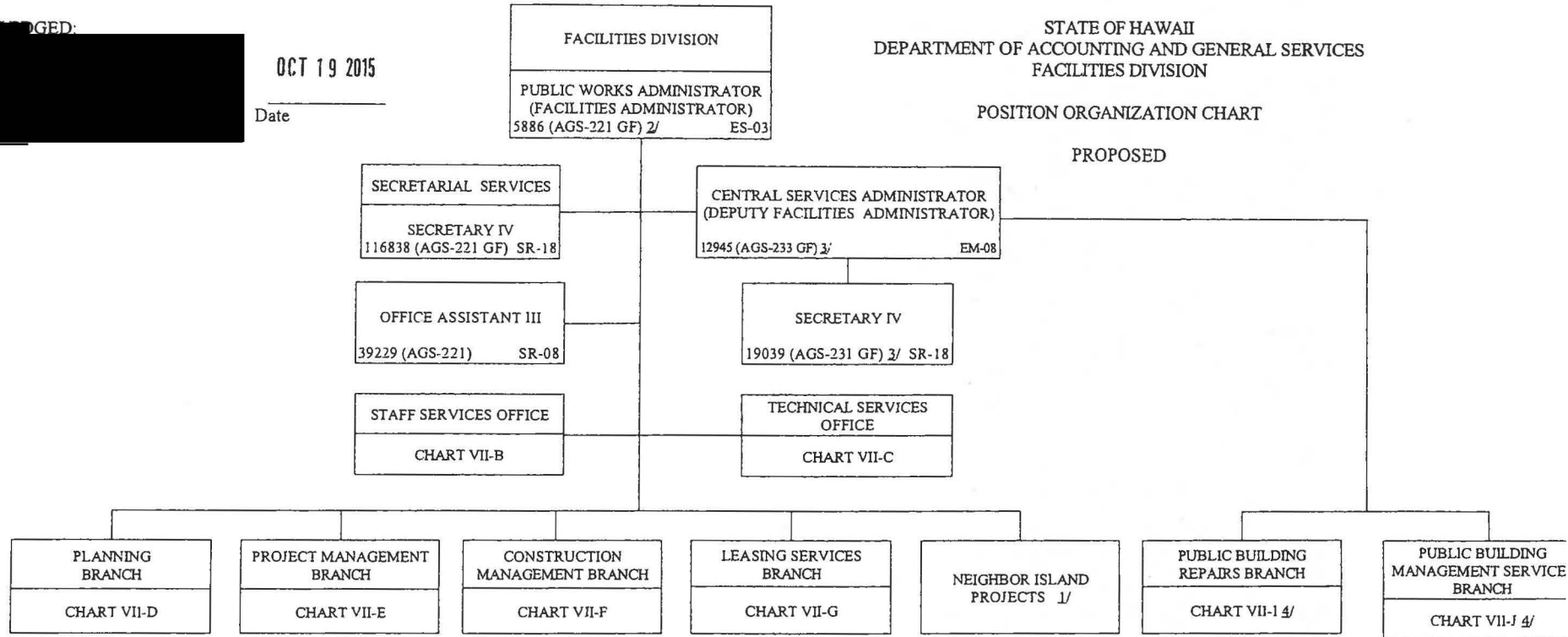
OCT 19 2015

Date

STATE OF HAWAII  
DEPARTMENT OF ACCOUNTING AND GENERAL SERVICES  
FACILITIES DIVISION

POSITION ORGANIZATION CHART

PROPOSED



1/ 7 POSITIONS SUPERVISED BY MAUI DISTRICT ENGINEER, DAGS. 10 POSITIONS SUPERVISED BY HAWAII DISTRICT PUBLIC WORKS MANAGER, DAGS. 5 POSITIONS SUPERVISED BY KAUAI DISTRICT ENGINEER, DAGS.

2/ POSITION NO. 5886 CHANGED FROM EM-08 TO ES-03, EFFECTIVE 12/16/13. POSITION TO REVERT FROM ES-03 TO EM-08 UPON VACANCY POSITION NO. 5886 VARIED FROM PUBLIC WORKS ADMINISTRATOR TO FACILITIES ADMINISTRATOR, APPROVED BY THE COMPTROLLER 11/22/14. POSITION RECLASSIFICATION TO BE SUBMITTED FOR APPROVAL FOLLOWING REORGANIZATION BEING APPROVED.

(GF) = GENERAL FUNDED POSITION.

3/ CENTRAL SERVICES DIVISION (CSD) ADMINISTRATOR POSITION NO. 12945 AND CSD SECRETARY IV POSITION NO. 19039 TO BE MOVED TO FACILITIES DIVISION. POSITION NO. 12945 VARIED FROM CSD ADMINISTRATOR, ES-02 TO DEPUTY FACILITIES ADMINISTRATOR, APPROVED BY THE COMPTROLLER 11/22/14. POSITION RECLASSIFICATION TO BE SUBMITTED FOR APPROVAL FOLLOWING REORGANIZATION BEING APPROVED. THIS POSITION TO OVERSEE FORMER CSD PUBLIC BUILDING REPAIR AND ALTERATIONS BRANCH AND PUBLIC BUILDING MANAGEMENT SERVICES BRANCH. SECRETARY IV POSITION TO BE REDESCRIBED.

4/ THE FORMER CSD PUBLIC BUILDING REPAIR AND ALTERATIONS BRANCH TO BE CHANGED TO THE PUBLIC BUILDING REPAIRS BRANCH. THERE IS NO NAME CHANGE TO THE PUBLIC BUILDING MANAGEMENT SERVICES BRANCH. BOTH BRANCHES TO BE REORGANIZED UNDER THE FACILITIES DIVISION AND SUPERVISED BY THE DEPUTY FACILITIES ADMINISTRATOR, POSITION NO. 12945.

CHART VII-A

ATTACHMENT E

27

ACKNOWLEDGED:

OCT 19 2015

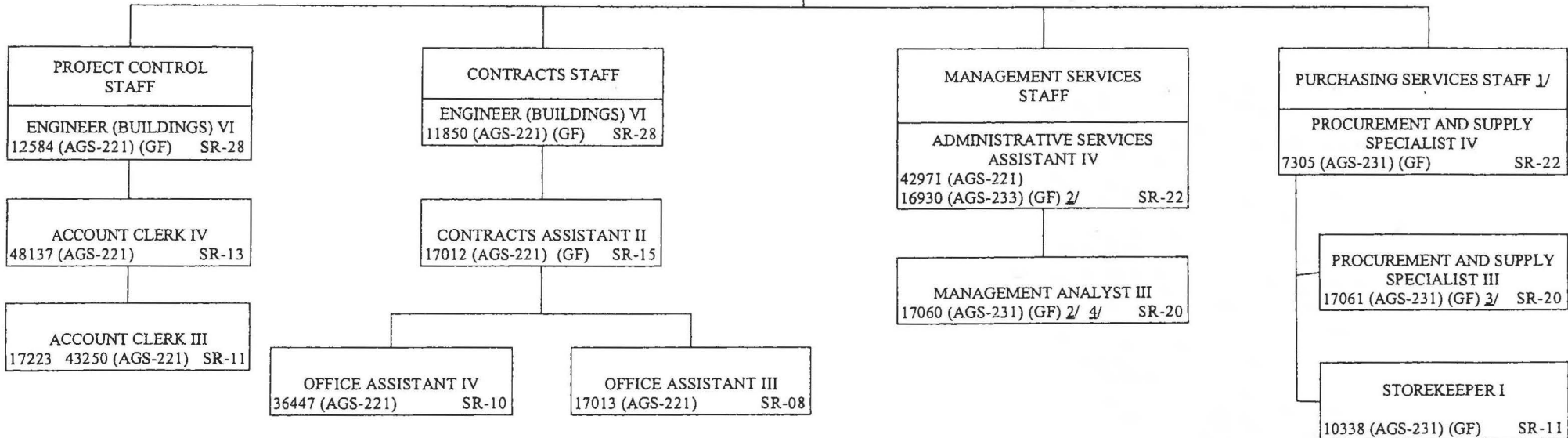
WE Finance Date

STAFF SERVICES OFFICE
PUBLIC WORKS MANAGER 12581 (AGS-221) (GF) EM-07

STATE OF HAWAII  
DEPARTMENT OF ACCOUNTING AND GENERAL SERVICES  
FACILITIES DIVISION  
STAFF SERVICES OFFICE

POSITION ORGANIZATION CHART

PROPOSED



(GF) = GENERAL FUNDED POSITION.

- 1/ CSD PURCHASING OFFICE TO BE ADDED TO STAFF SERVICES OFFICE AS THE PURCHASING SERVICES STAFF.
- 2/ CSD PROGRAM SERVICES OFFICE TO BE ADDED TO STAFF SERVICES OFFICE, MANAGEMENT SERVICES STAFF.
- 3/ POSITION NO. 17061 ALLOCATED TO THE CLASS PROCUREMENT AND SUPPLY SPECIALIST I, SR-16.
- 4/ POSITION NO. 17060 REALLOCATED TO MANAGEMENT ANALYST II, SR-18 ON 02/07/14, EFFECTIVE 02/10/14.

28 3-

ACKNOWLEDGED:



OCT 19 2015


ASLEY MACHIDA, Director of Finance

Date

STATE OF HAWAII  
DEPARTMENT OF ACCOUNTING AND GENERAL SERVICES  
FACILITIES DIVISION  
TECHNICAL SERVICES OFFICE

POSITION ORGANIZATION CHART

PROPOSED



1/ POSITION NO. 42662 REDESCRIBED FROM AN ARCHITECT VI TO AN ENGINEER (BUILDINGS) VI ON 03/20/07, EFFECTIVE 03/16/07.

2/ POSITION NO. 46238 REDESCRIBED FROM AN ENGINEER (BUILDINGS) V TO AN ARCHITECT V ON 04/11/11, EFFECTIVE 04/01/11.

3/ POSITION NO. 42664 REDESCRIBED FROM AN ENGINEER (BUILDINGS) V TO AN ENGINEER (STRUCTURAL) V, EFFECTIVE 01/02/14.

ALL POSITIONS ARE PROJECT FUNDED.

29

CHART VII-C  
ATTACHMENT E



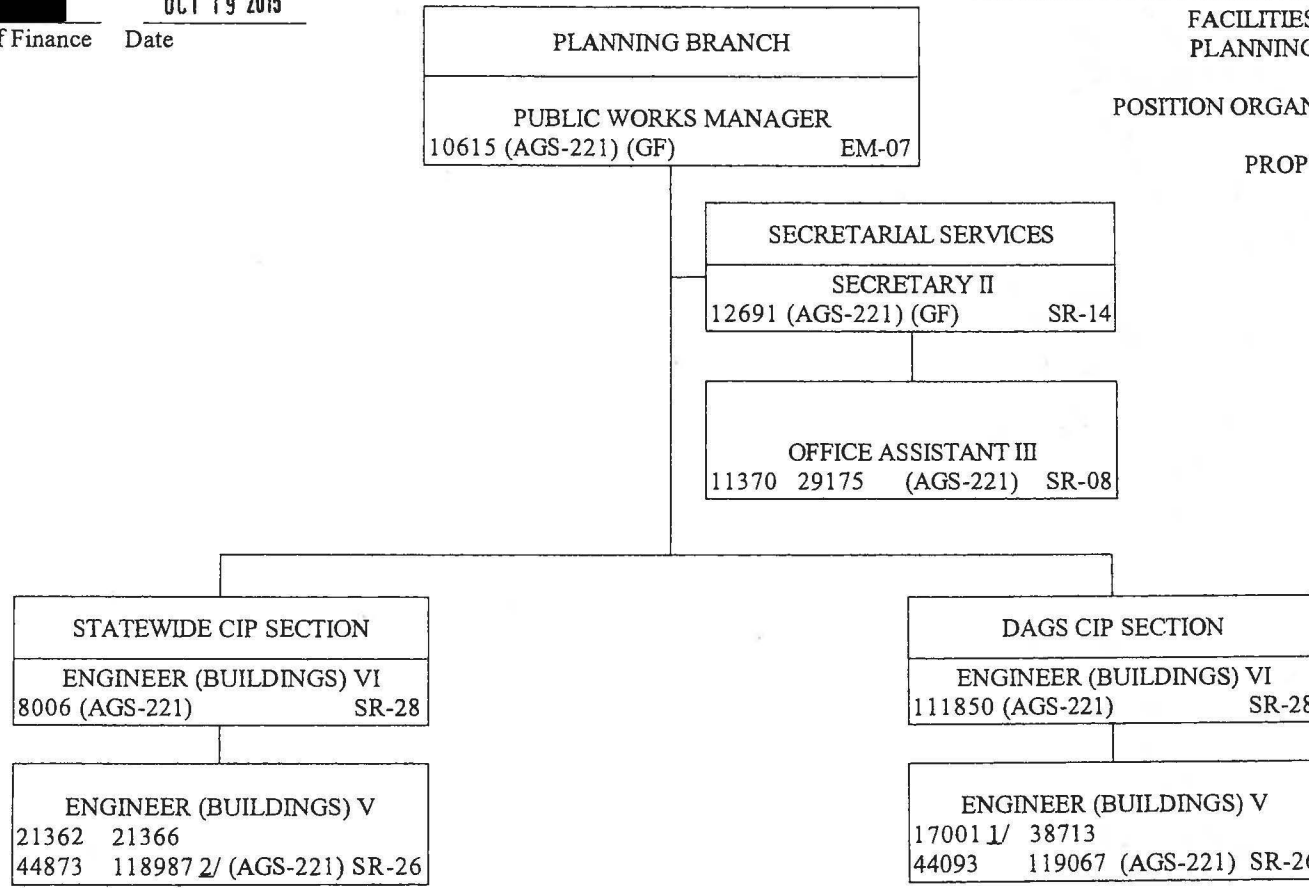
OCT 19 2015

ESLEY MACHIDA, Director of Finance Date

STATE OF HAWAII  
DEPARTMENT OF ACCOUNTING AND GENERAL SERVICES  
FACILITIES DIVISION  
PLANNING BRANCH

POSITION ORGANIZATION CHART

PROPOSED



1/ POSITION NO. 17001 REALLOCATED TO ENGINEER (BUILDINGS) III, SR-22, ON 09/09/05, EFFECTIVE 09/16/05.  
2/ POSITION NO. 118987 REALLOCATED TO ENGINEER I, SR-18, ON 07/29/13, EFFECTIVE 08/01/13.

(GF) = GENERAL FUNDED POSITION.



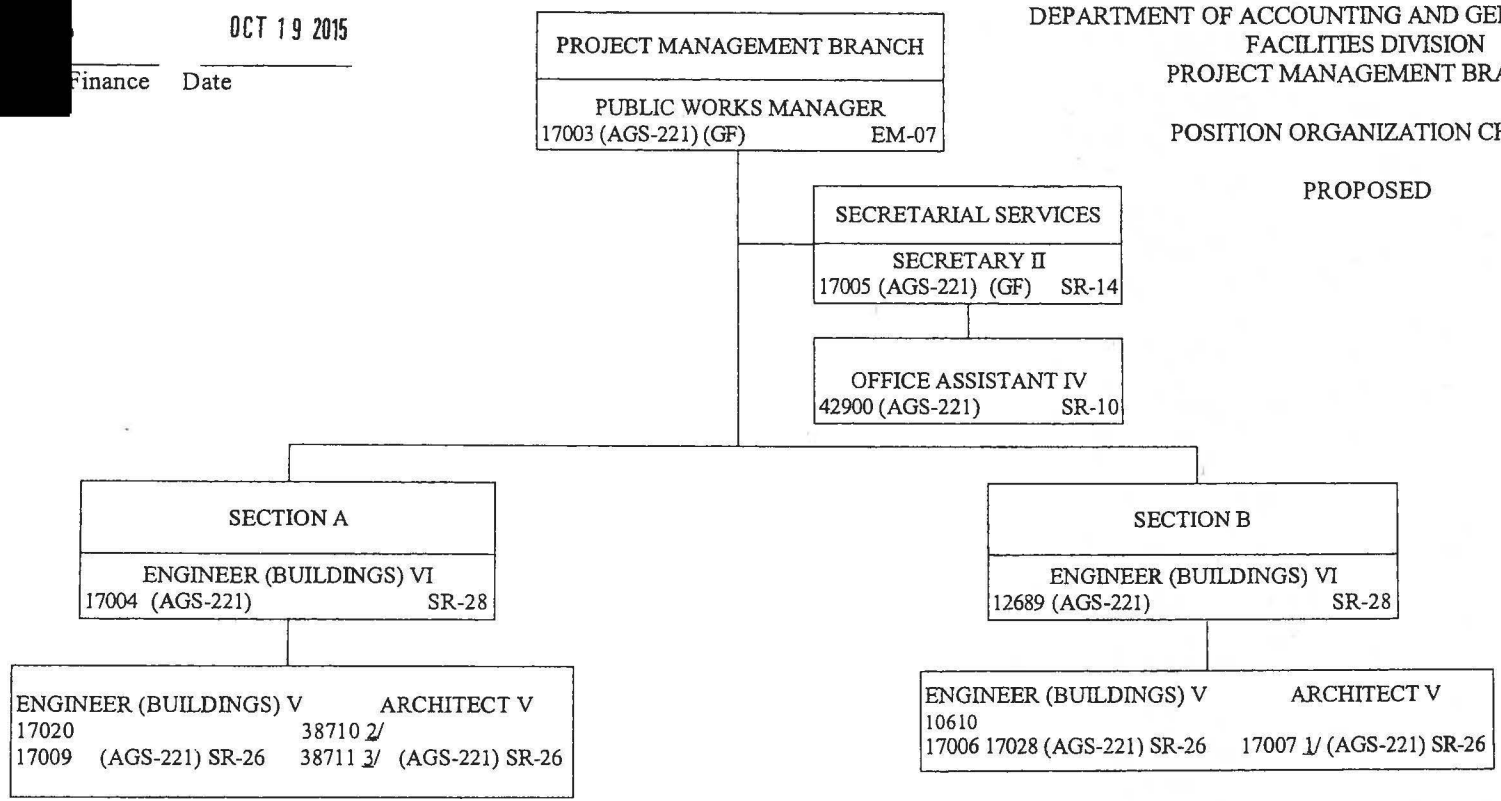
OCT 19 2015

Finance Date

STATE OF HAWAII  
DEPARTMENT OF ACCOUNTING AND GENERAL SERVICES  
FACILITIES DIVISION  
PROJECT MANAGEMENT BRANCH

POSITION ORGANIZATION CHART

PROPOSED



1/ POSITION NO. 17007 REDESCRIBED FROM ENGINEER (BUILDINGS) V TO ARCHITECT V, SR-26, EFFECTIVE 03/17/14.  
 2/ POSITION NO. 38710 REDESCRIBED FROM ARCHITECT IV, BACK TO ARCHITECT V, SR-26, EFFECTIVE 07/16/13.  
 3/ POSITION NO. 38711 REDESCRIBED FROM ENGINEER (BUILDINGS) V, TO ARCHITECT V, SR-26, EFFECTIVE 05/16/11.

(GF) = GENERAL FUNDED POSITION.

~~8-~~  
31

ACKNOWLEDGED:

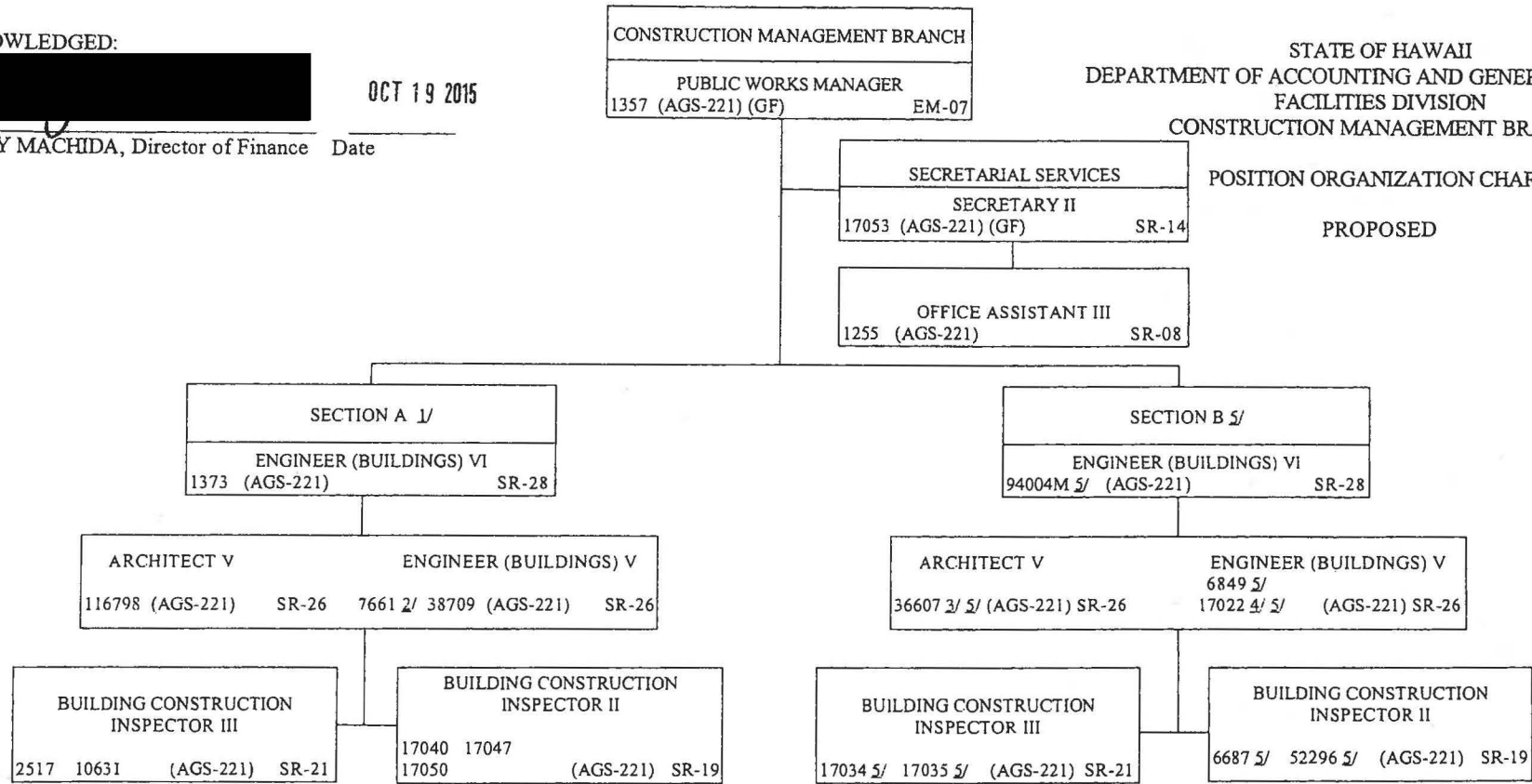
OCT 19 2015

WESLEY MACHIDA, Director of Finance Date

CONSTRUCTION MANAGEMENT BRANCH
PUBLIC WORKS MANAGER 1357 (AGS-221) (GF) EM-07

STATE OF HAWAII  
DEPARTMENT OF ACCOUNTING AND GENERAL SERVICES  
FACILITIES DIVISION  
CONSTRUCTION MANAGEMENT BRANCH

POSITION ORGANIZATION CHART  
PROPOSED



- 1/ SUPERVISION IS PROVIDED BY ARCHITECT AND ENGINEERS OVER INSPECTORS ON A PROJECT AND AREA BASIS. OAHU INSPECTION SECTION TO BE RENAMED TO SECTION A.
- 2/ POSITION NO. 7661 TEMPORARILY DOWNGRADED TO ENGINEER (BUILDINGS) III, SR-22 ON 09/18/02, EFFECTIVE 01/01/02, AND WILL EVENTUALLY BE RESTORED TO ENGINEER (BUILDINGS) V, SR-26.
- 3/ POSITION NO. 36607 REALLOCATED FROM ENGINEER V TO ARCHITECT V, SR-26 ON 09/19/13, EFFECTIVE 10/01/13.
- 4/ POSITION NO. 17022 REALLOCATED FROM ENGINEER (BUILDINGS) III, SR-22 ON AND EFFECTIVE 10/01/13.
- 5/ POSITION NO. 94004M TO BE ESTABLISHED, REALLOCATED FROM STAFF SERVICES OFFICE TO CONSTRUCTION MANAGEMENT BRANCH, AND TO BE THE HEAD OF SECTION B. THE FOLLOWING POSITION NOS. TRANSFERRED FROM THE FORMER OAHU INSPECTION SECTION TO COMPRISE SECTION B: POSITION NO. 36607, ARCHITECT V; POSITION NOS. 6849 AND 17022, ENGINEER (BUILDINGS) V'S; POSITION NOS. 17034 AND 17035, BUILDING CONSRUCTION INSPECTOR III'S; AND POSITION NOS. 6687 AND 52296, BUILDING CONSTRUCTION INSPECTORS II'S. NEWLY CREATED ENGINEER (BUILDINGS) VI POSITION FROM PLACEHOLDER POSITION NO. 94004M IS PENDING COMPTROLLER'S APPROVAL

(GF) = GENERAL FUNDED POSITION.

32

CHART VII-F  
ATTACHMENT E

ACKNOWLEDGED:




OCT 19 2015

WESLEY MACHIDA, Director of Finance Date

STATE OF HAWAII  
DEPARTMENT OF ACCOUNTING AND GENERAL SERVICES  
FACILITIES DIVISION  
LEASING SERVICES BRANCH

POSITION ORGANIZATION CHART

PROPOSED



(GF) = GENERAL FUNDED POSITION

~~8~~  
33

CHART VII-G  
ATTACHMENT E



ACKNOWLEDGED:

[Redacted Signature]

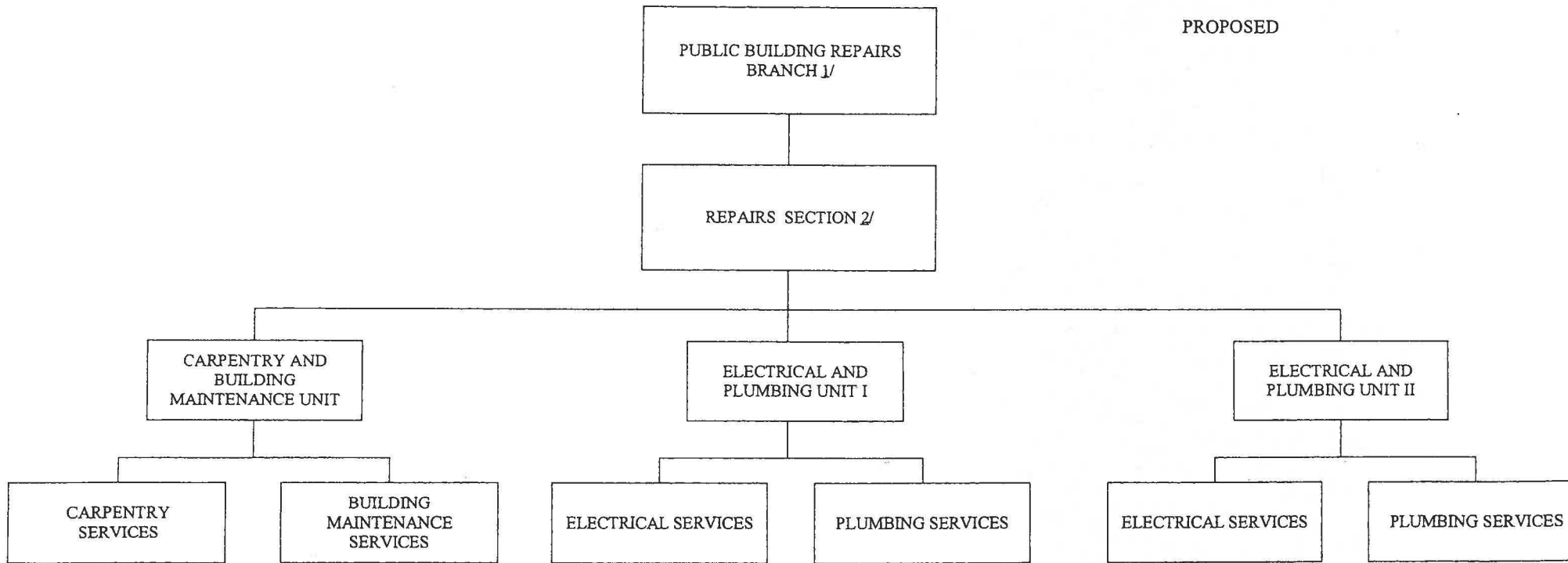
OCT 19 2015

WESLEY MACHIDA, Director of Finance Date

STATE OF HAWAII  
DEPARTMENT OF ACCOUNTING AND GENERAL SERVICES  
FACILITIES DIVISION  
PUBLIC BUILDING REPAIRS BRANCH

ORGANIZATION CHART

PROPOSED



1/ CSD PUBLIC REPAIR AND ALTERATIONS BRANCH TO BE RENAMED PUBLIC BUILDING REPAIRS BRANCH UNDER THE FACILITIES DIVISION. EXISTING POSITION ORGANIZATION CHART TO REMAIN UNCHANGED WITH THE EXCEPTION BEING THAT THE BRANCH SHIFTS ACCORDINGLY UNDER THE FACILITIES DIVISION.

2/ REPAIR AND ALTERATIONS SECTION TO BE RENAMED REPAIRS SECTION.

34

ACKNOWLEDGED:

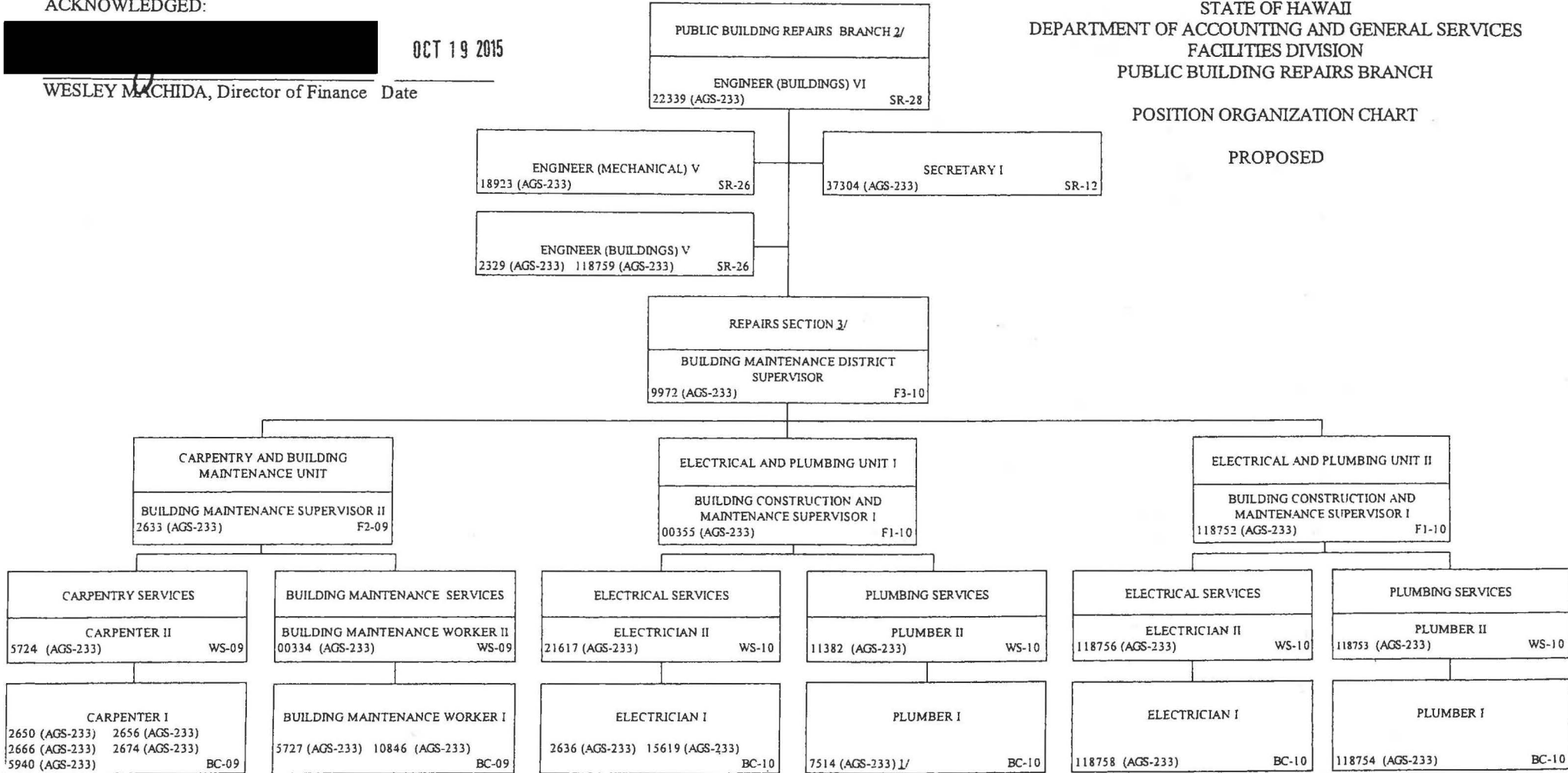
OCT 19 2015

WESLEY MACHIDA, Director of Finance Date

STATE OF HAWAII  
DEPARTMENT OF ACCOUNTING AND GENERAL SERVICES  
FACILITIES DIVISION  
PUBLIC BUILDING REPAIRS BRANCH

POSITION ORGANIZATION CHART

PROPOSED



1/ POSITION NO. 7514 REALLOCATED BACK TO A PLUMBER I EFFECTIVE 11/16/13.

2/ CSD PUBLIC REPAIR AND ALTERATIONS BRANCH TO BE RENAMED PUBLIC BUILDING REPAIRS BRANCH UNDER THE FACILITIES DIVISION. EXISTING POSITION ORGANIZATION CHART TO REMAIN UNCHANGED WITH THE EXCEPTION BEING THAT THE BRANCH SHIFTS ACCORDINGLY UNDER THE FACILITIES DIVISION.

3/ REPAIR AND ALTERATIONS SECTION TO BE RENAMED REPAIRS SECTION.

ACKNOWLEDGED:



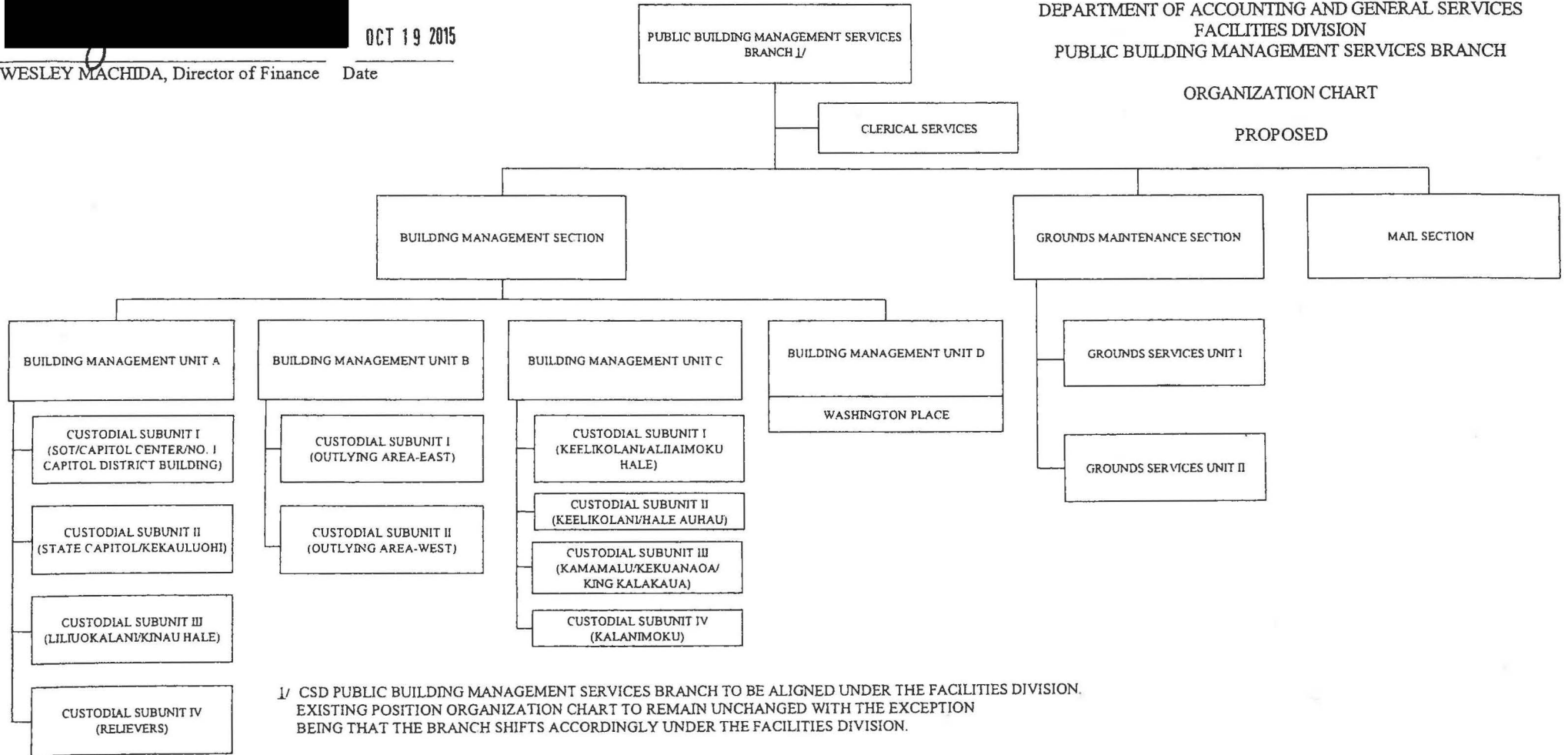
OCT 19 2015

WESLEY MACHIDA, Director of Finance Date

STATE OF HAWAII  
DEPARTMENT OF ACCOUNTING AND GENERAL SERVICES  
FACILITIES DIVISION  
PUBLIC BUILDING MANAGEMENT SERVICES BRANCH

ORGANIZATION CHART

PROPOSED



1/ CSD PUBLIC BUILDING MANAGEMENT SERVICES BRANCH TO BE ALIGNED UNDER THE FACILITIES DIVISION. EXISTING POSITION ORGANIZATION CHART TO REMAIN UNCHANGED WITH THE EXCEPTION BEING THAT THE BRANCH SHIFTS ACCORDINGLY UNDER THE FACILITIES DIVISION.

4-36

ACKNOWLEDGED:

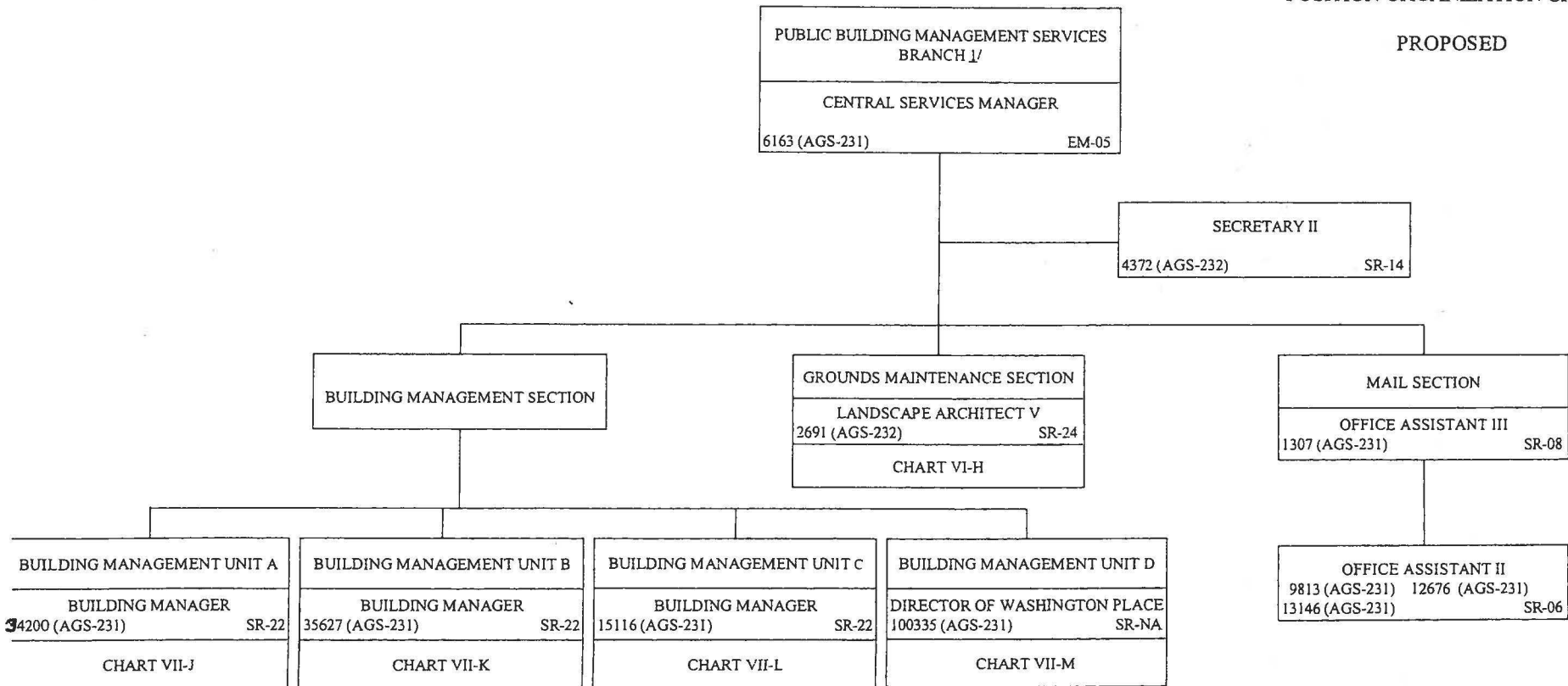
OCT 19 2015

WESLEY MACHIDA, Director of Finance Date

STATE OF HAWAII  
DEPARTMENT OF ACCOUNTING AND GENERAL SERVICES  
FACILITIES DIVISION  
PUBLIC BUILDING MANAGEMENT SERVICES BRANCH

POSITION ORGANIZATION CHART

PROPOSED



1/ CSD PUBLIC BUILDING MANAGEMENT SERVICES BRANCH TO BE ALIGNED UNDER THE FACILITIES DIVISION. EXISTING POSITION ORGANIZATION CHART TO REMAIN UNCHANGED WITH THE EXCEPTION BEING THAT THE BRANCH SHIFTS ACCORDINGLY UNDER THE FACILITIES DIVISION.

12-37

ACKNOWLEDGED:



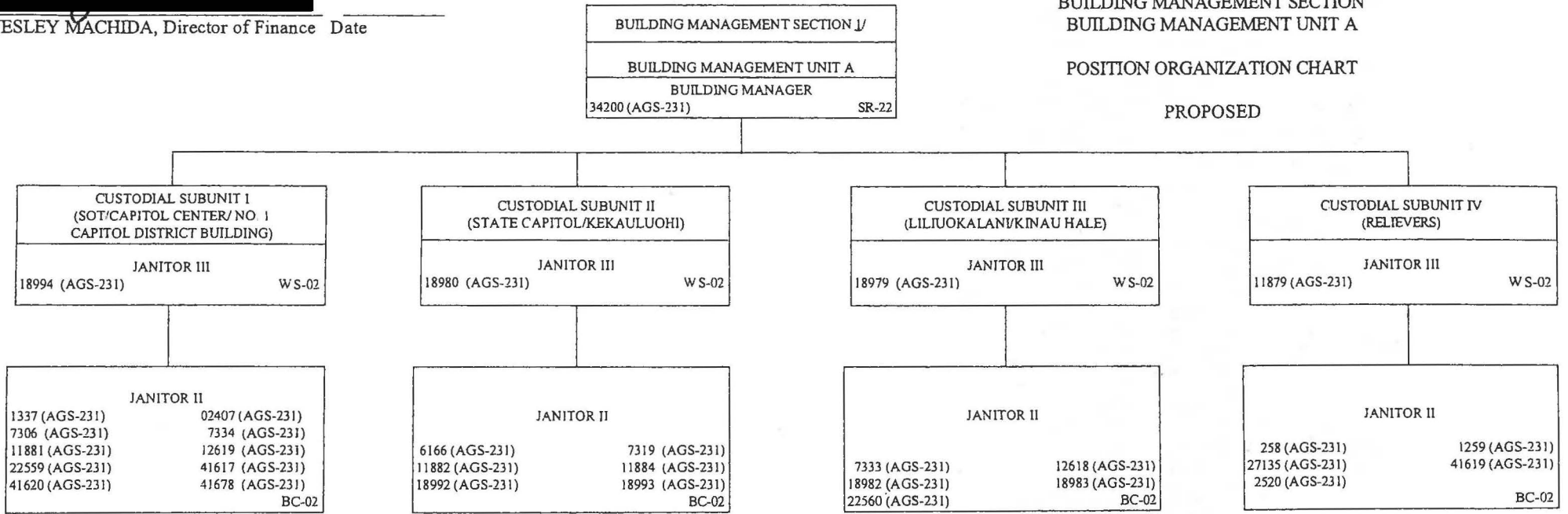
OCT 19 2015

WESLEY MACHIDA, Director of Finance Date

STATE OF HAWAII  
 DEPARTMENT OF ACCOUNTING AND GENERAL SERVICES  
 FACILITIES DIVISION  
 PUBLIC BUILDING MANAGEMENT SERVICES BRANCH  
 BUILDING MANAGEMENT SECTION  
 BUILDING MANAGEMENT UNIT A

POSITION ORGANIZATION CHART

PROPOSED



1/ CSD PUBLIC BUILDING MANAGEMENT SERVICES BRANCH TO BE ALIGNED UNDER THE FACILITIES DIVISION. EXISTING POSITION ORGANIZATION CHART TO REMAIN UNCHANGED WITH THE EXCEPTION BEING THAT THE BRANCH SHIFTS ACCORDINGLY UNDER THE FACILITIES DIVISION.

~~13-~~  
38

CHART VII-J  
ATTACHMENT E

ACKNOWLEDGED:

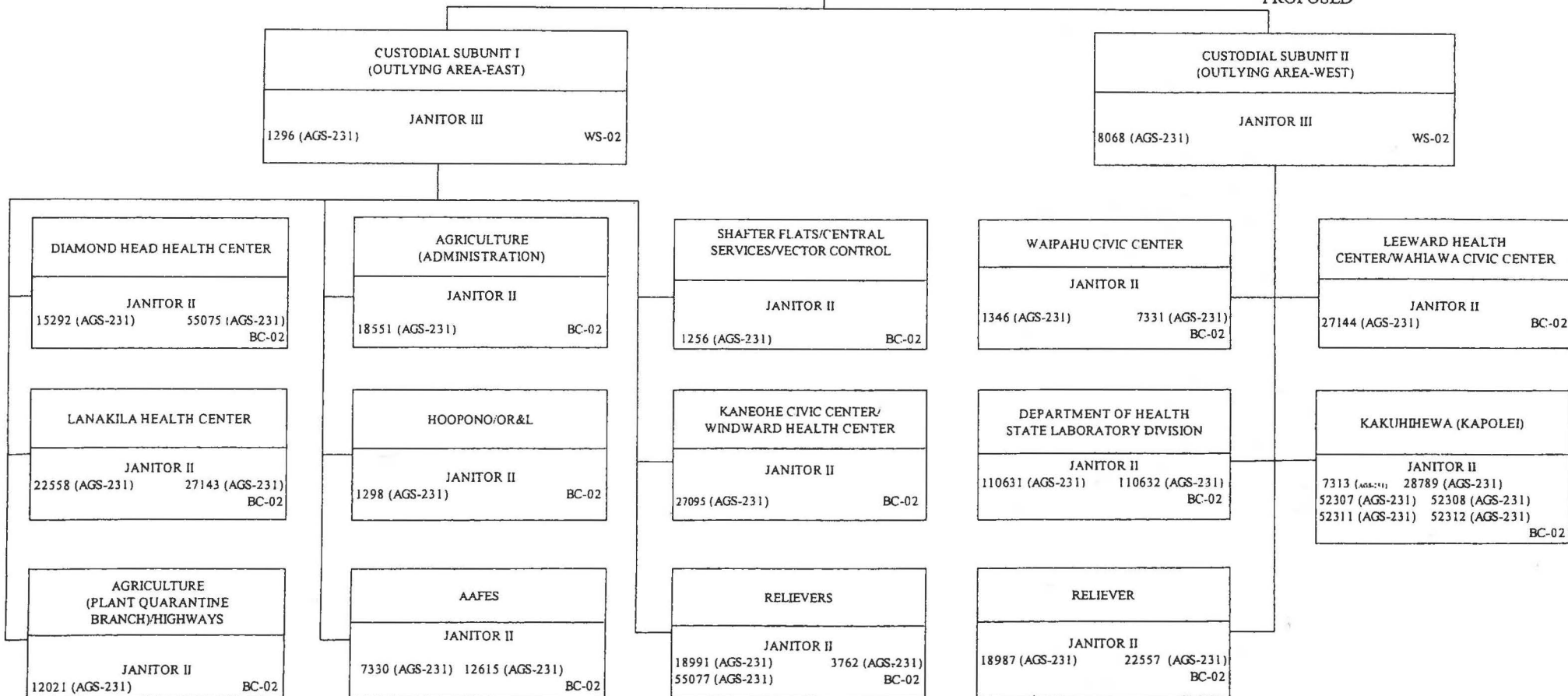
OCT 19 2015

WESLEY MACHIDA, Director of Finance Date

BUILDING MANAGEMENT SECTION 1/
BUILDING MANAGEMENT UNIT B
BUILDING MANAGER
35627 (AGS-231) SR-22

STATE OF HAWAII  
 DEPARTMENT OF ACCOUNTING AND GENERAL SERVICES  
 FACILITIES DIVISION  
 PUBLIC BUILDING MANAGEMENT SERVICES BRANCH  
 BUILDING MANAGEMENT SECTION  
 BUILDING MANAGEMENT UNIT B  
 POSITION ORGANIZATION CHART

PROPOSED



1/ CSD PUBLIC BUILDING MANAGEMENT SERVICES BRANCH TO BE ALIGNED UNDER THE FACILITIES DIVISION. EXISTING POSITION ORGANIZATION CHART TO REMAIN UNCHANGED WITH THE EXCEPTION BEING THAT THE BRANCH SHIFTS ACCORDINGLY UNDER THE FACILITIES DIVISION.

STATE OF HAWAII  
 DEPARTMENT OF ACCOUNTING AND GENERAL SERVICES  
 FACILITIES DIVISION  
 PUBLIC BUILDING MANAGEMENT SERVICES BRANCH  
 BUILDING MANAGEMENT SECTION  
 BUILDING MANAGEMENT UNIT C

POSITION ORGANIZATION CHART

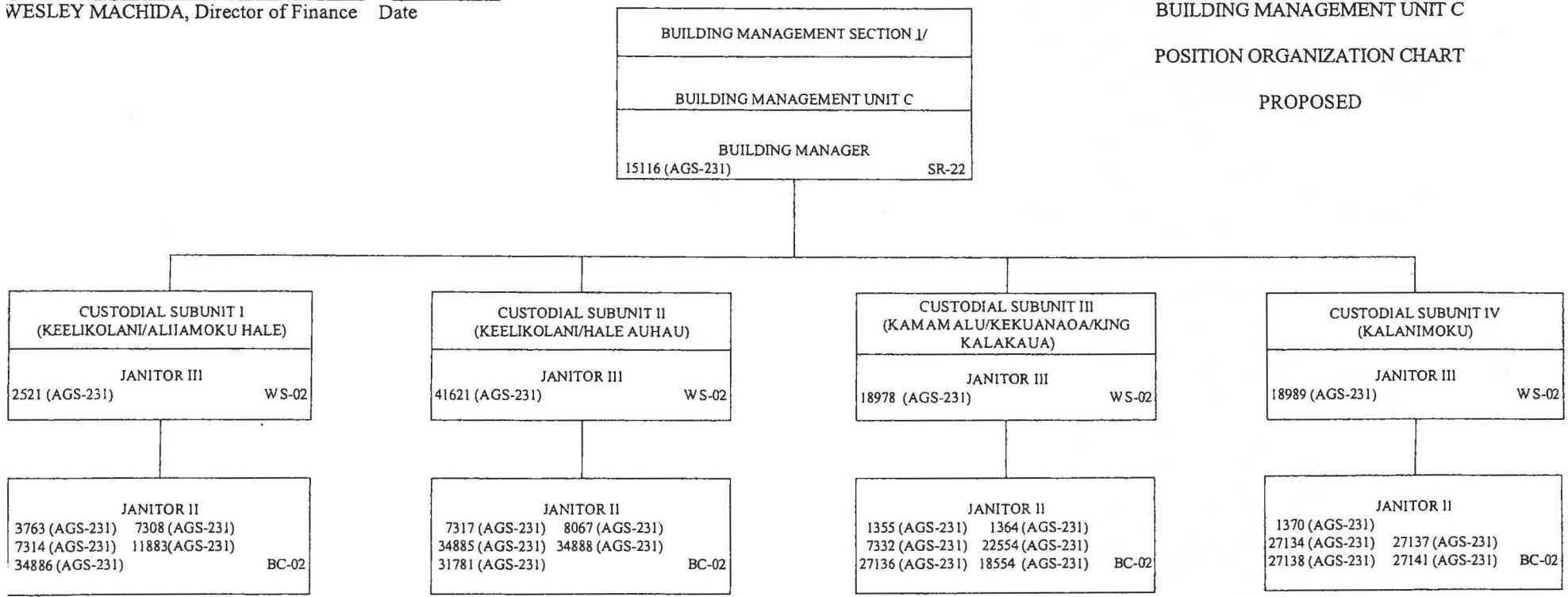
PROPOSED

ACKNOWLEDGED:



OCT 19 2015

WESLEY MACHIDA, Director of Finance Date



/ CSD PUBLIC BUILDING MANAGEMENT SERVICES BRANCH TO BE ALIGNED UNDER THE FACILITIES DIVISION. EXISTING POSITION ORGANIZATION CHART TO REMAIN UNCHANGED WITH THE EXCEPTION BEING THAT THE BRANCH SHIFTS ACCORDINGLY UNDER THE FACILITIES DIVISION.

*15-40*

CHART VII-L  
 ATTACHMENT E

ACKNOWLEDGED:



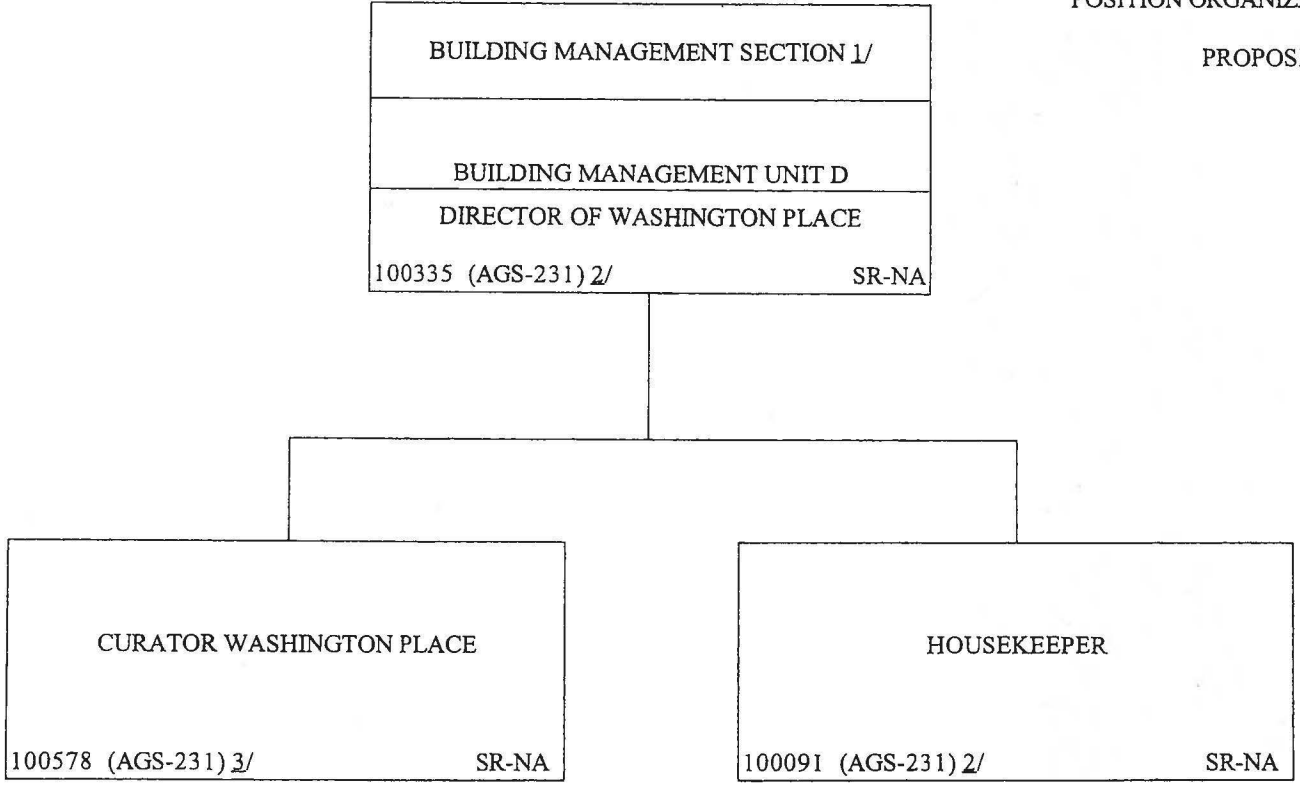
OCT 19 2015

WESLEY MACHIDA, Director of Finance Date

STATE OF HAWAII  
 DEPARTMENT OF ACCOUNTING AND GENERAL SERVICES  
 FACILITIES DIVISION  
 PUBLIC BUILDING MANAGEMENT SERVICES BRANCH  
 BUILDING MANAGEMENT SECTION  
 BUILDING MANAGEMENT UNIT D

POSITION ORGANIZATION CHART

PROPOSED



1/ CSD PUBLIC BUILDING MANAGEMENT SERVICES BRANCH TO BE ALIGNED UNDER THE FACILITIES DIVISION. EXISTING POSITION ORGANIZATION CHART TO REMAIN UNCHANGED WITH THE EXCEPTION BEING THAT THE BRANCH SHIFTS ACCORDINGLY UNDER THE FACILITIES DIVISION.

2/ PERMANENT EXEMPT POSITIONS

3/ TEMPORARY EXEMPT POSITION

-16- 41



ACKNOWLEDGED:

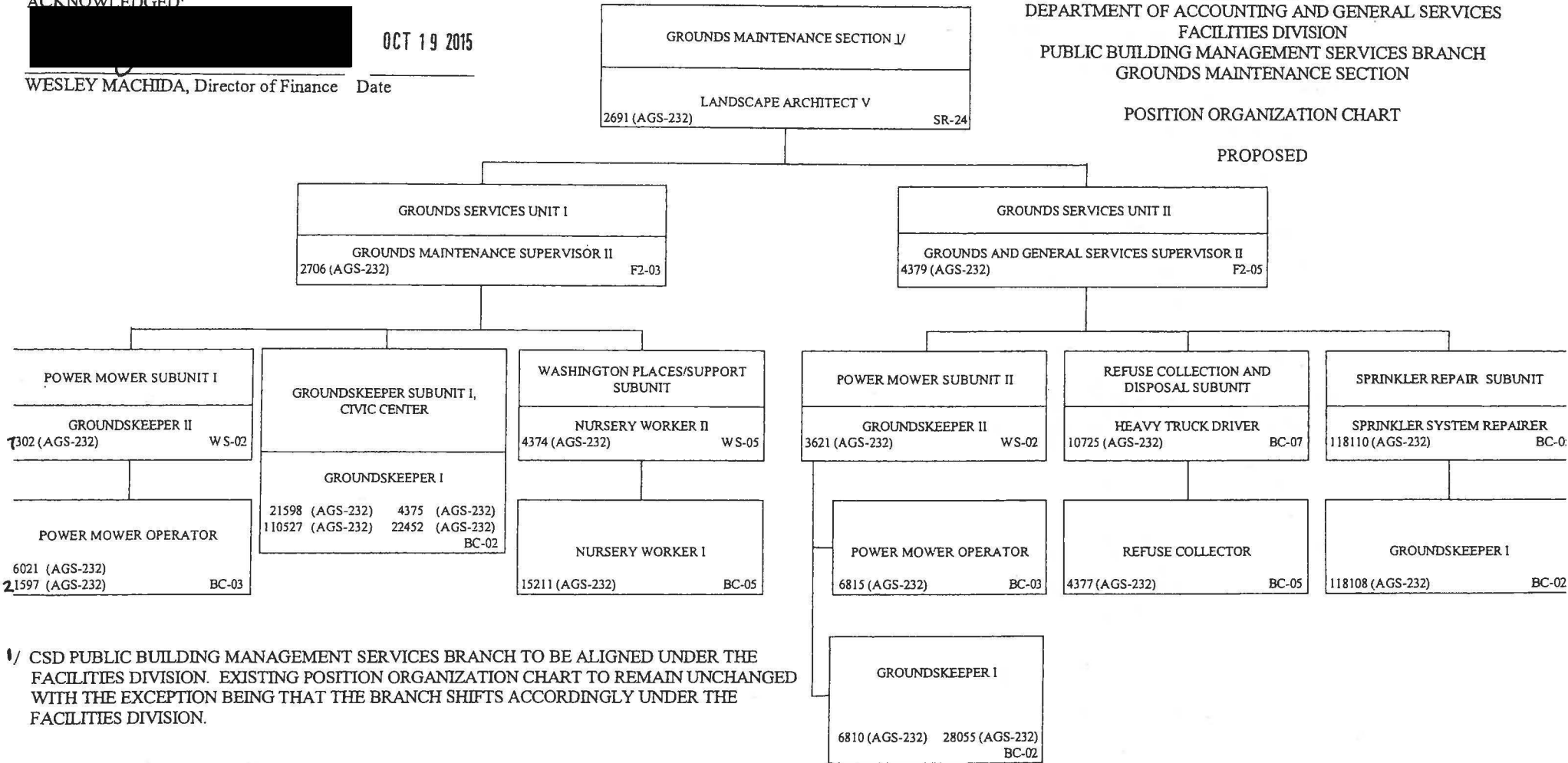


OCT 19 2015

WESLEY MACHIDA, Director of Finance Date

STATE OF HAWAII  
 DEPARTMENT OF ACCOUNTING AND GENERAL SERVICES  
 FACILITIES DIVISION  
 PUBLIC BUILDING MANAGEMENT SERVICES BRANCH  
 GROUNDS MAINTENANCE SECTION  
 POSITION ORGANIZATION CHART

PROPOSED



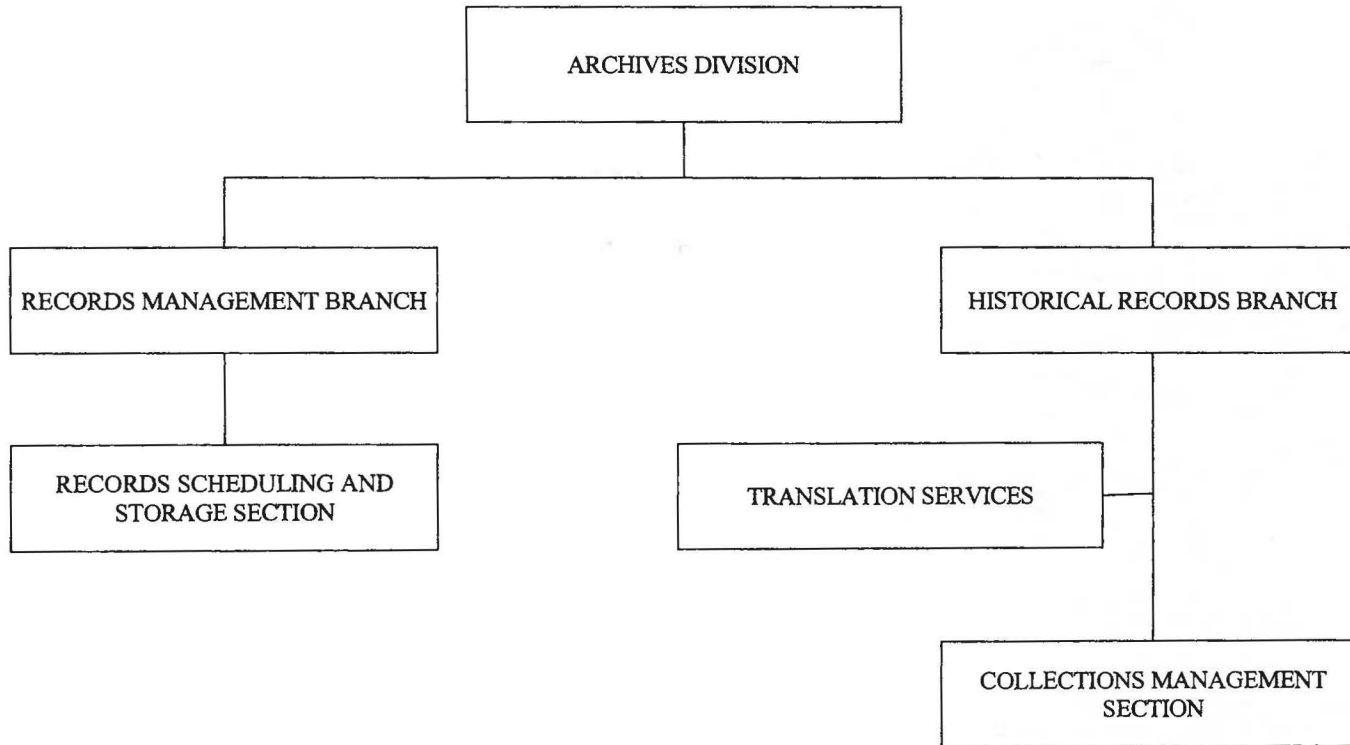
1/ CSD PUBLIC BUILDING MANAGEMENT SERVICES BRANCH TO BE ALIGNED UNDER THE FACILITIES DIVISION. EXISTING POSITION ORGANIZATION CHART TO REMAIN UNCHANGED WITH THE EXCEPTION BEING THAT THE BRANCH SHIFTS ACCORDINGLY UNDER THE FACILITIES DIVISION.

CHART VII-N

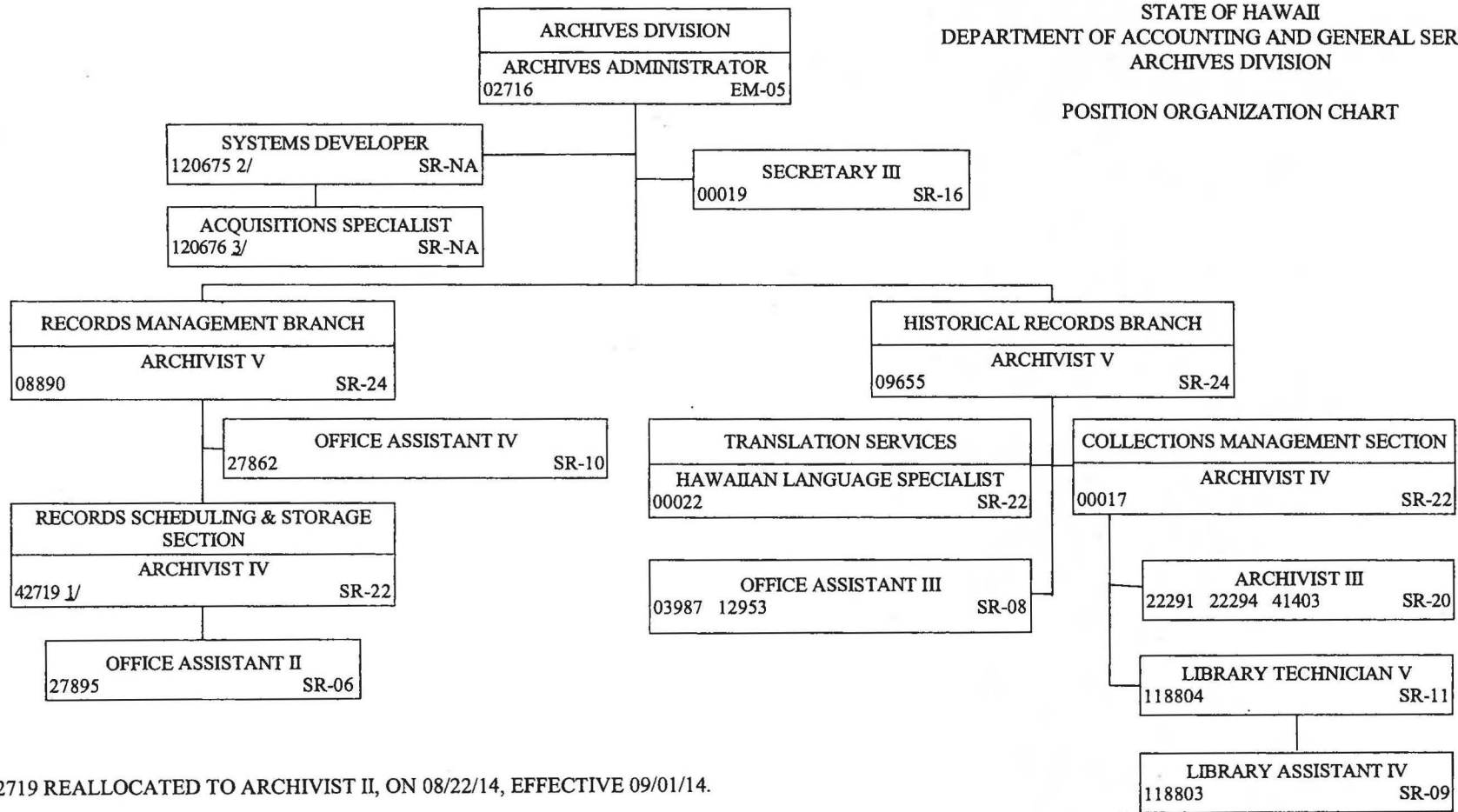
1742 (SKIPS TO Pg. 45) ATTACHMENT E

STATE OF HAWAII  
DEPARTMENT OF ACCOUNTING AND GENERAL SERVICES  
DEPARTMENT ADMINISTRATION  
ARCHIVES DIVISION

ORGANIZATION CHART



POSITION ORGANIZATION CHART



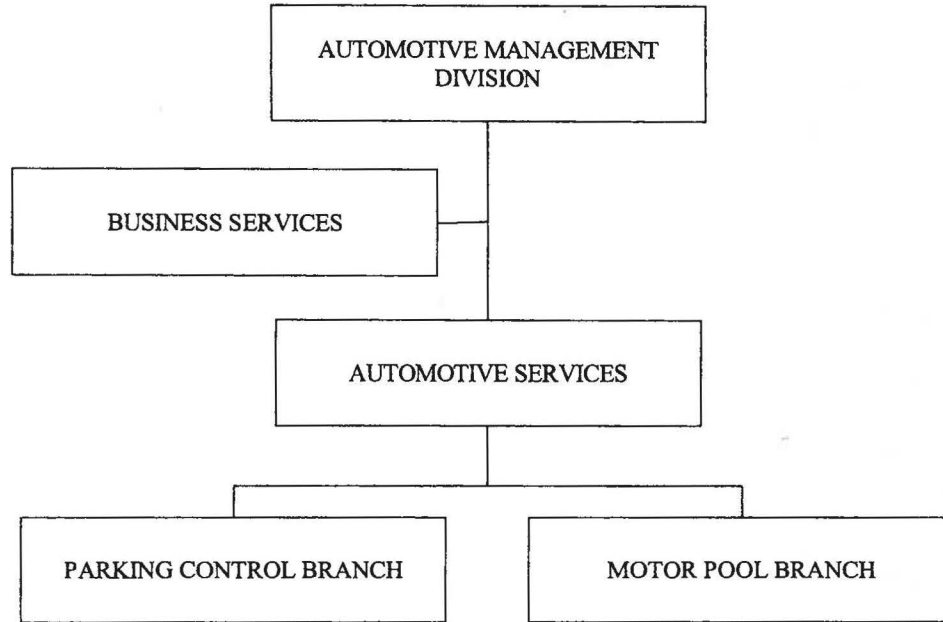
1/ POSITION NO. 42719 REALLOCATED TO ARCHIVIST II, ON 08/22/14, EFFECTIVE 09/01/14.

2/ TEMPORARY POSITION NO. 120675, SYSTEMS DEVELOPER ESTABLISHED BY ACT 106/SLH 2012.

3/ POSITION NO. 120676, AQUISITIONS SPECIALIST CONVERTED FROM TEMPORARY GENERAL FUNDED TO PERMANENT SPECIAL FUNDED PURSUANT TO ACT 122, SLH 2014.

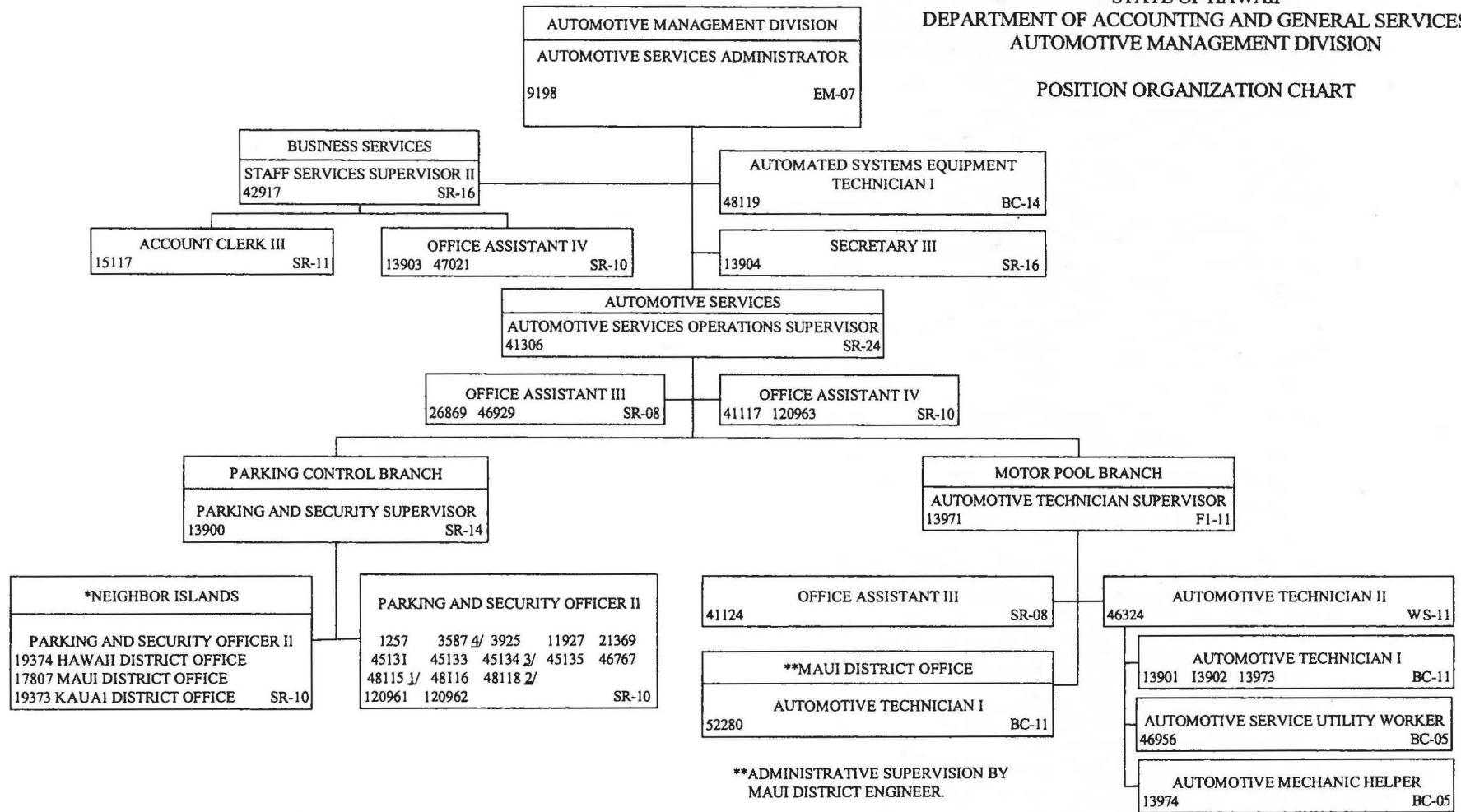
STATE OF HAWAII  
DEPARTMENT OF ACCOUNTING AND GENERAL SERVICES  
AUTOMOTIVE MANAGEMENT DIVISION

ORGANIZATION CHART



STATE OF HAWAII  
 DEPARTMENT OF ACCOUNTING AND GENERAL SERVICES  
 AUTOMOTIVE MANAGEMENT DIVISION

POSITION ORGANIZATION CHART

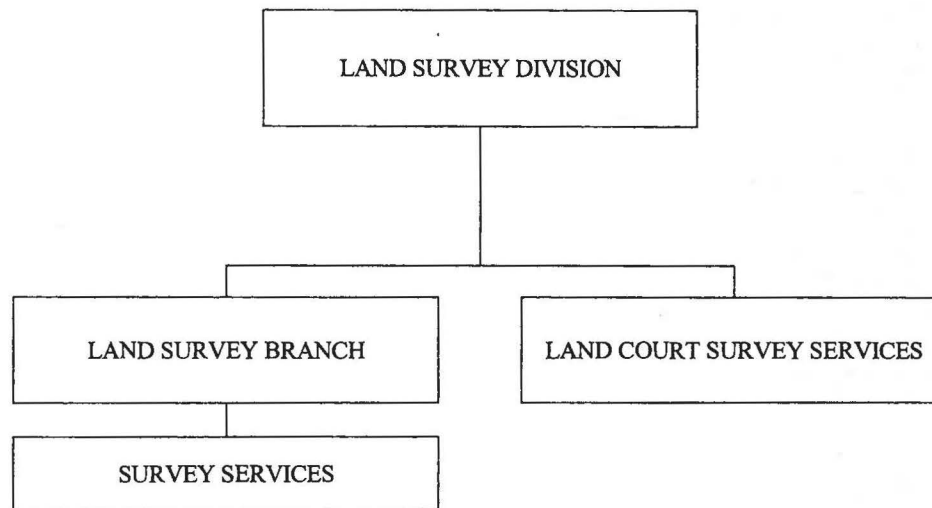


- 1/ POSITION NO. 48115 REALLOCATED TO PARKING AND SECURITY OFFICER I, SR-09, ON 06/19/15, EFFECTIVE 07/01/15.
- 2/ POSITION NO. 48118 REALLOCATED TO PARKING AND SECURITY OFFICER I, SR-09, ON 01/31/14, EFFECTIVE 02/01/14.
- 3/ POSITION NO. 45134 REALLOCATED TO PARKING AND SECURITY OFFICER I, SR-09, ON 08/22/14, EFFECTIVE 09/01/14.
- 4/ POSITION NO. 03587 REALLOCATED TO PARKING AND SECURITY OFFICER I, SR-09, ON 11/25/14, EFFECTIVE 01/01/15.

CHART IX-A

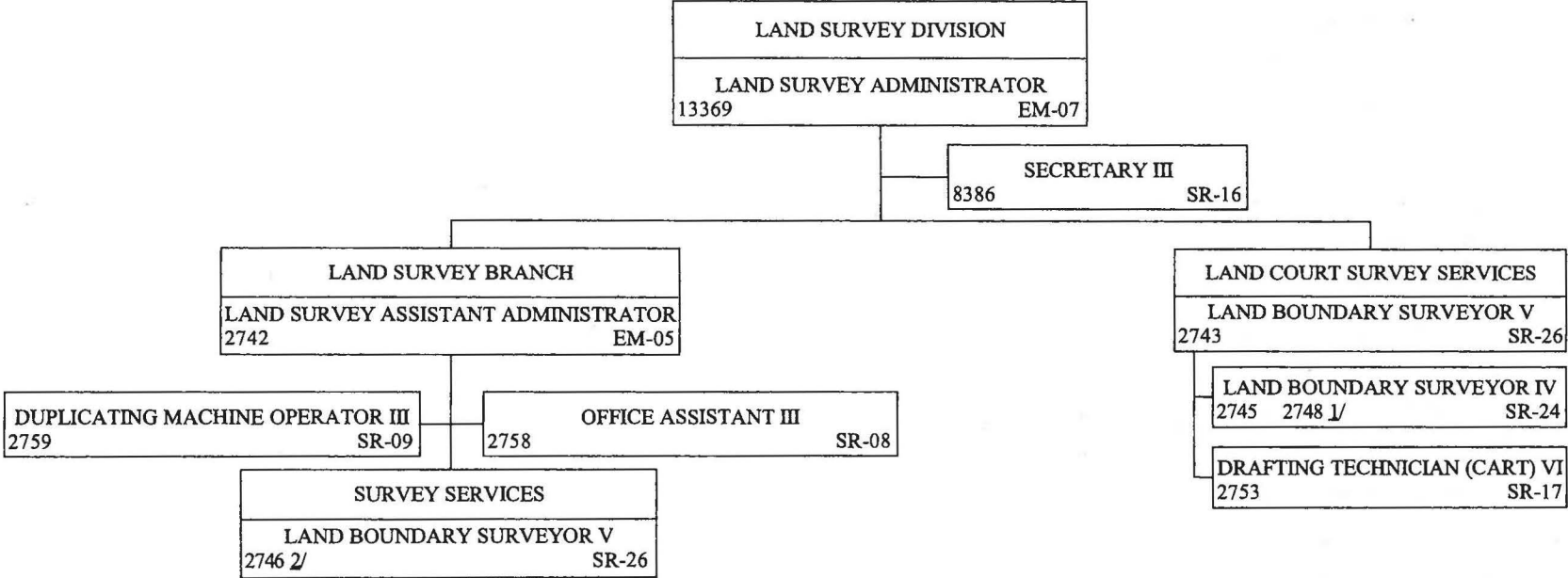
STATE OF HAWAII  
DEPARTMENT OF ACCOUNTING AND GENERAL SERVICES  
LAND SURVEY DIVISION

ORGANIZATION CHART



STATE OF HAWAII  
 DEPARTMENT OF ACCOUNTING AND GENERAL SERVICES  
 LAND SURVEY DIVISION

POSITION ORGANIZATION CHART

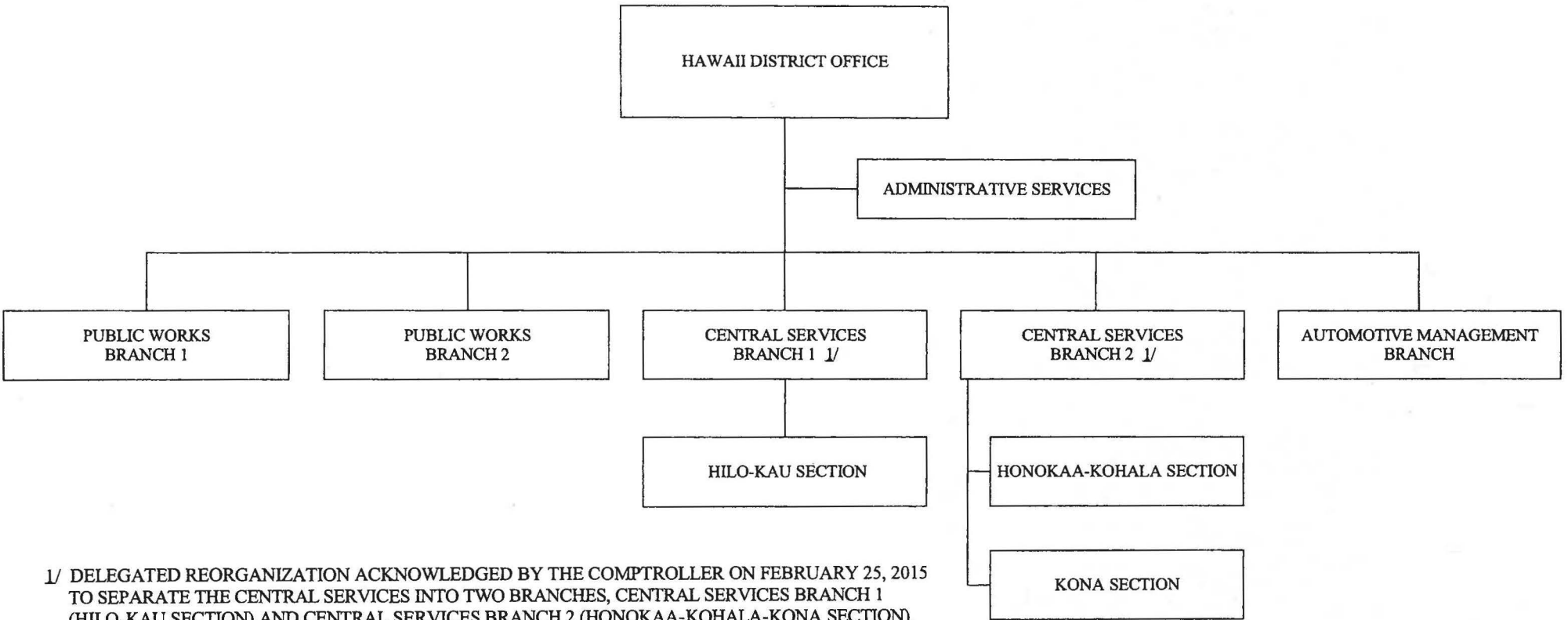


1/ POSITION NO. 2748 REALLOCATED TO LAND BOUNDARY SURVEYOR III, SR-22, ON 03/27/14, EFFECTIVE 04/01/14.

2/ POSITION NO. 2746 REALLOCATED TO LAND BOUNDARY SURVEYOR I, SR-18, ON 05/06/14, EFFECTIVE 05/16/14.

STATE OF HAWAII  
DEPARTMENT OF ACCOUNTING AND GENERAL SERVICES  
HAWAII DISTRICT OFFICE

ORGANIZATION CHART



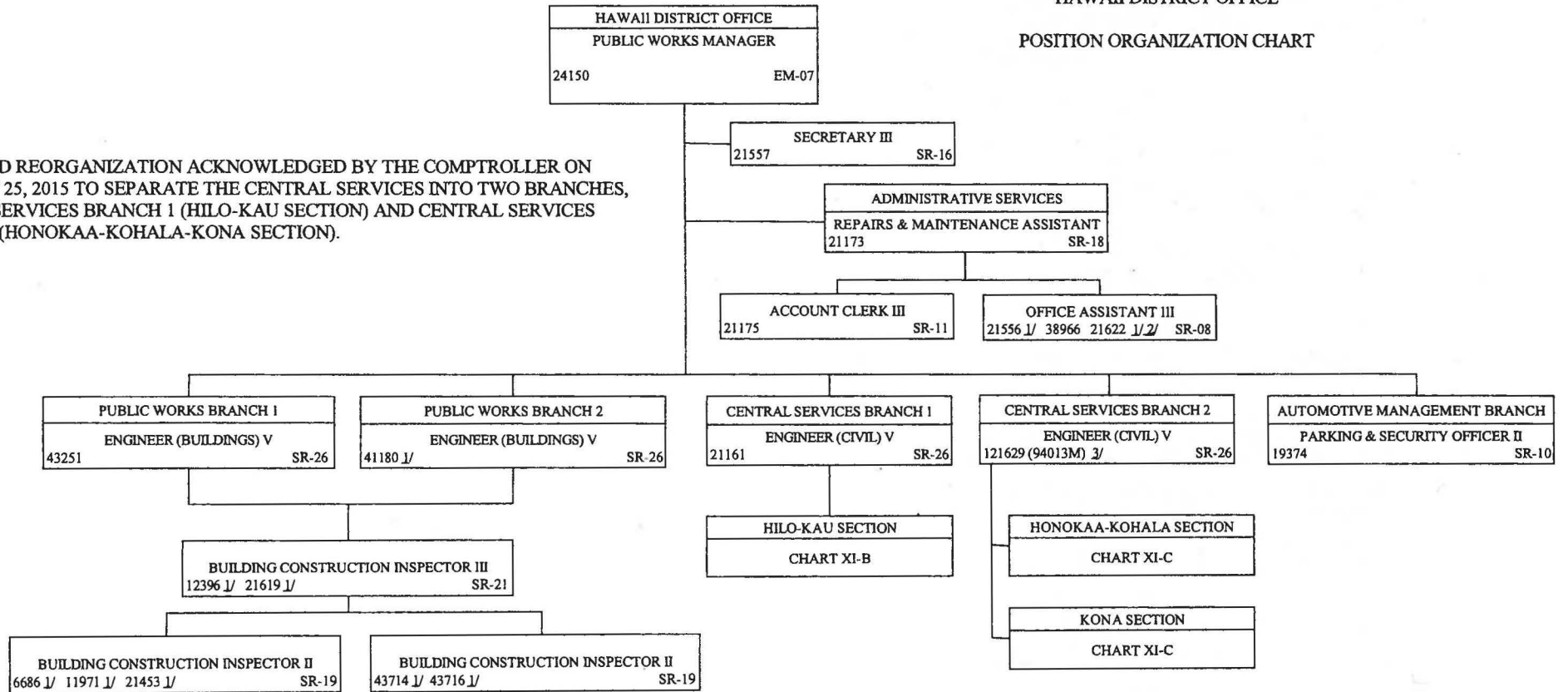
1/ DELEGATED REORGANIZATION ACKNOWLEDGED BY THE COMPTROLLER ON FEBRUARY 25, 2015 TO SEPARATE THE CENTRAL SERVICES INTO TWO BRANCHES, CENTRAL SERVICES BRANCH 1 (HILO-KAU SECTION) AND CENTRAL SERVICES BRANCH 2 (HONOKAA-KOHALA-KONA SECTION).

CHART XI



STATE OF HAWAII  
 DEPARTMENT OF ACCOUNTING AND GENERAL SERVICES  
 HAWAII DISTRICT OFFICE

POSITION ORGANIZATION CHART



1/ PROJECT FUNDED POSITION

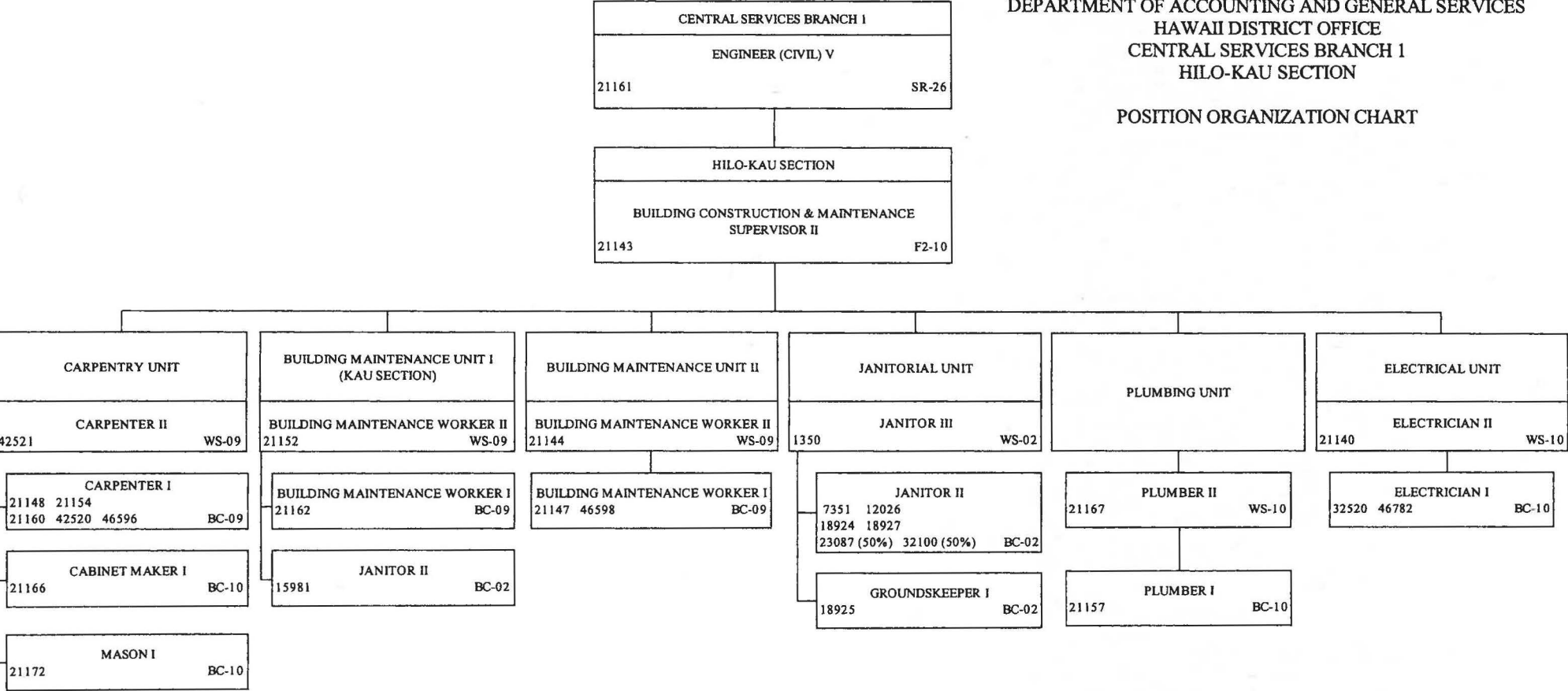
2/ POSITION NO. 21622, BUILDING CONSTRUCTION INSPECTOR II, SR-19 TRANSFERRED FROM THE KAUAI DISTRICT OFFICE TO THE HAWAII DISTRICT OFFICE AND VARIED TO AN OFFICE ASSISTANT III, SR-08. POSITION VARIANCE APPROVED BY THE COMPTROLLER ON 12/30/14.

3/ POSITION NO. 121629 (94013M), ENGINEER (CIVIL) V, SR-26, AUTHORIZED BY ACT 122/SLH 2014, EFFECTIVE 07/01/14.

CHART XI-A

STATE OF HAWAII  
 DEPARTMENT OF ACCOUNTING AND GENERAL SERVICES  
 HAWAII DISTRICT OFFICE  
 CENTRAL SERVICES BRANCH 1  
 HILO-KAU SECTION

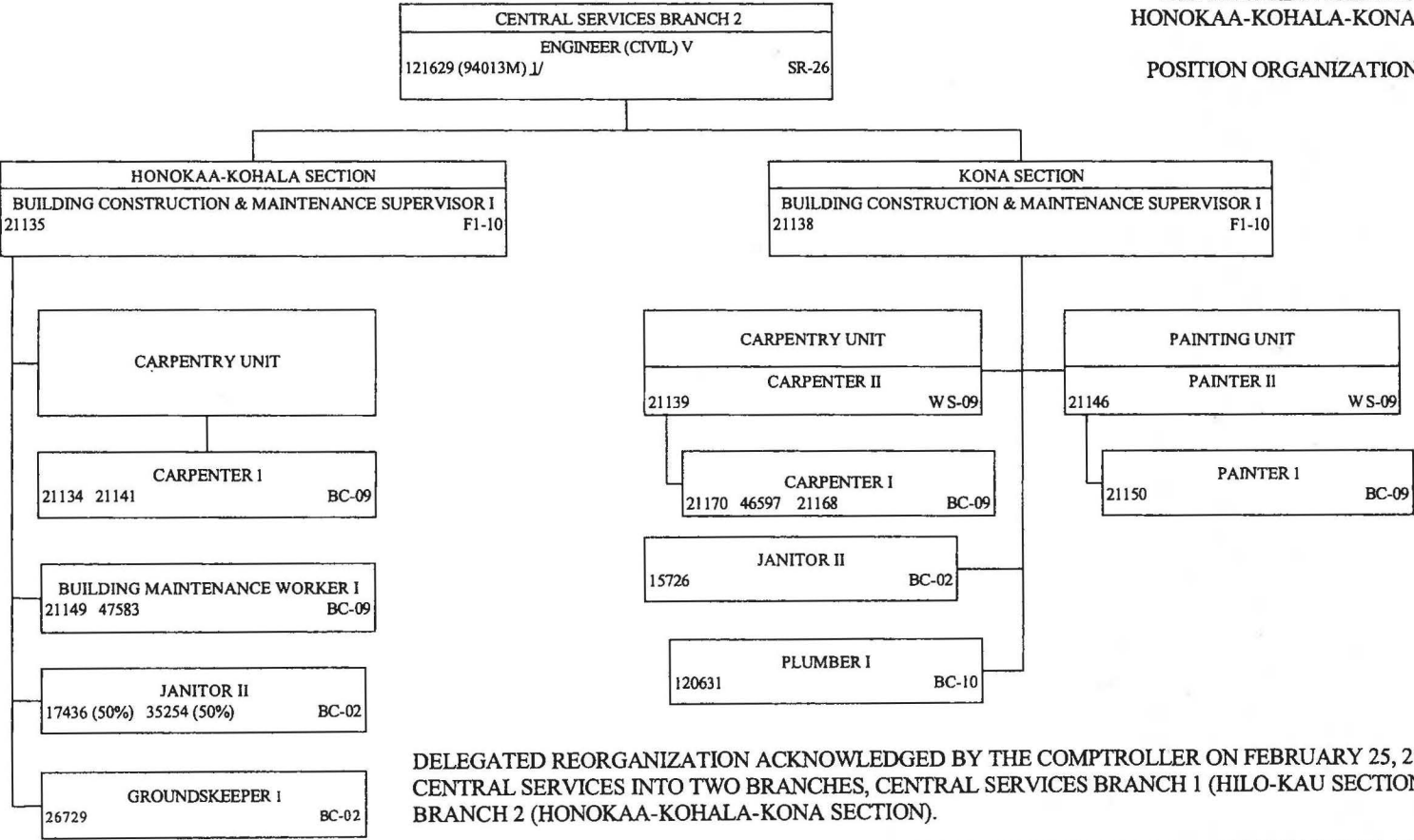
POSITION ORGANIZATION CHART



DELEGATED REORGANIZATION ACKNOWLEDGED BY THE COMPTROLLER ON FEBRUARY 25, 2015 TO SEPARATE THE CENTRAL SERVICES INTO TWO BRANCHES, CENTRAL SERVICES BRANCH 1 (HILO-KAU SECTION) AND CENTRAL SERVICES BRANCH 2 (HONOKAA-KOHALA-KONA SECTION).

STATE OF HAWAII  
 DEPARTMENT OF ACCOUNTING AND GENERAL SERVICES  
 HAWAII DISTRICT OFFICE  
 CENTRAL SERVICES BRANCH 2  
 HONOKAA-KOHALA-KONA SECTION

POSITION ORGANIZATION CHART

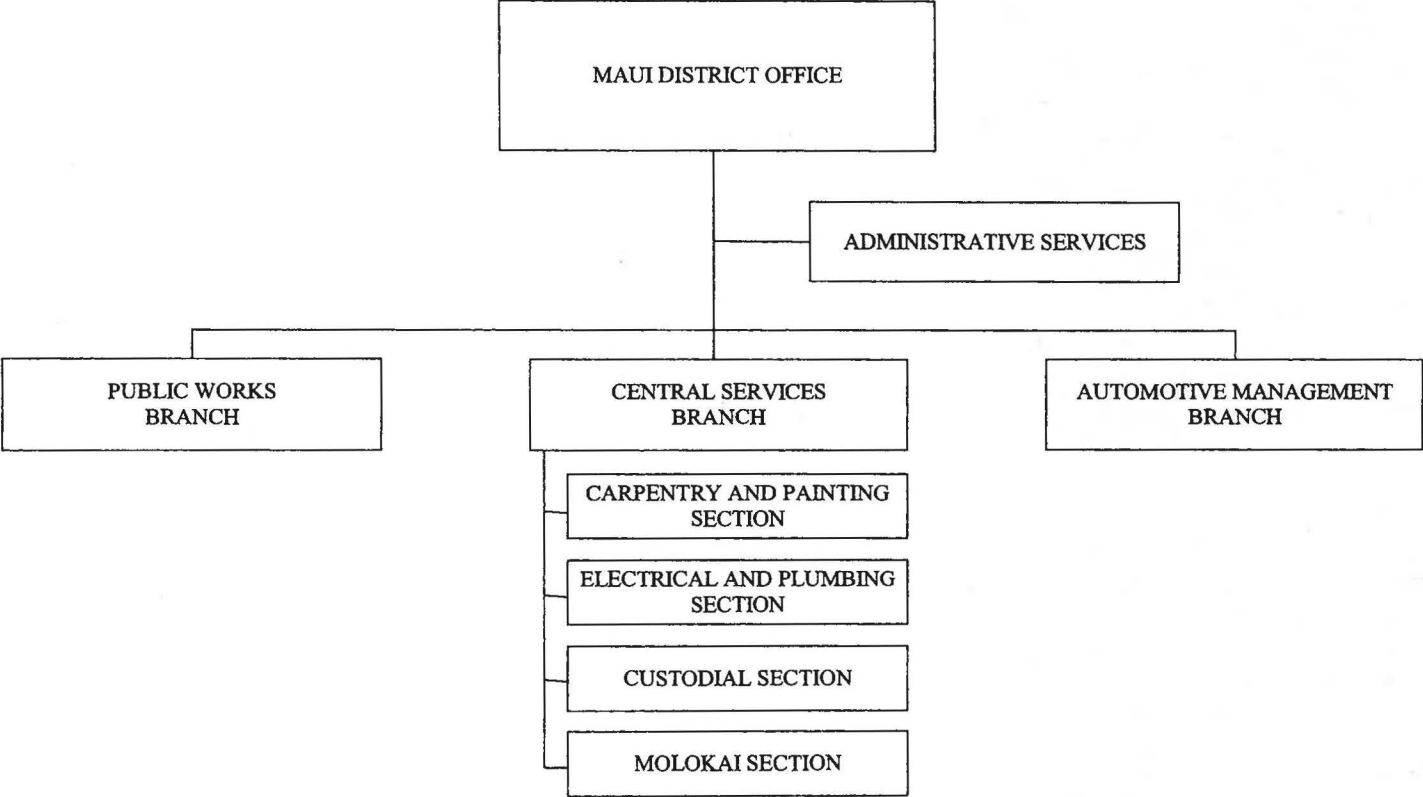


DELEGATED REORGANIZATION ACKNOWLEDGED BY THE COMPTROLLER ON FEBRUARY 25, 2015 TO SEPARATE THE CENTRAL SERVICES INTO TWO BRANCHES, CENTRAL SERVICES BRANCH 1 (HILO-KAU SECTION) AND CENTRAL SERVICES BRANCH 2 (HONOKAA-KOHALA-KONA SECTION).

1/ POSITION NO. 121629, ENGINEER V, SR-26, NEW POSITION AUTHORIZED BY ACT 122/SLH 2014, ESTABLISHED ON 03/10/15 AND EFFECTIVE 03/10/15.

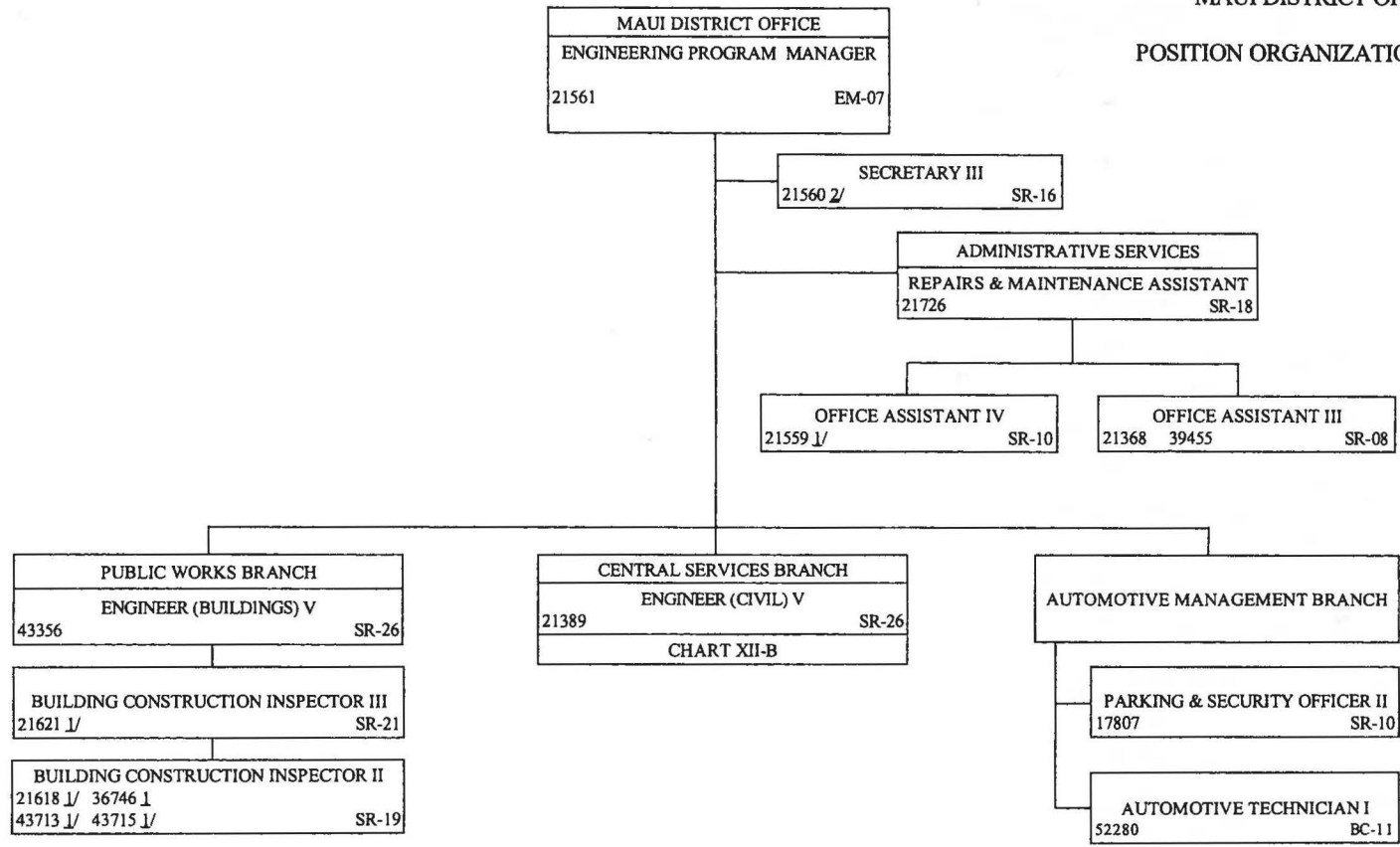
STATE OF HAWAII  
DEPARTMENT OF ACCOUNTING AND GENERAL SERVICES  
MAUI DISTRICT OFFICE

ORGANIZATION CHART



STATE OF HAWAII  
 DEPARTMENT OF ACCOUNTING AND GENERAL SERVICES  
 MAUI DISTRICT OFFICE

POSITION ORGANIZATION CHART

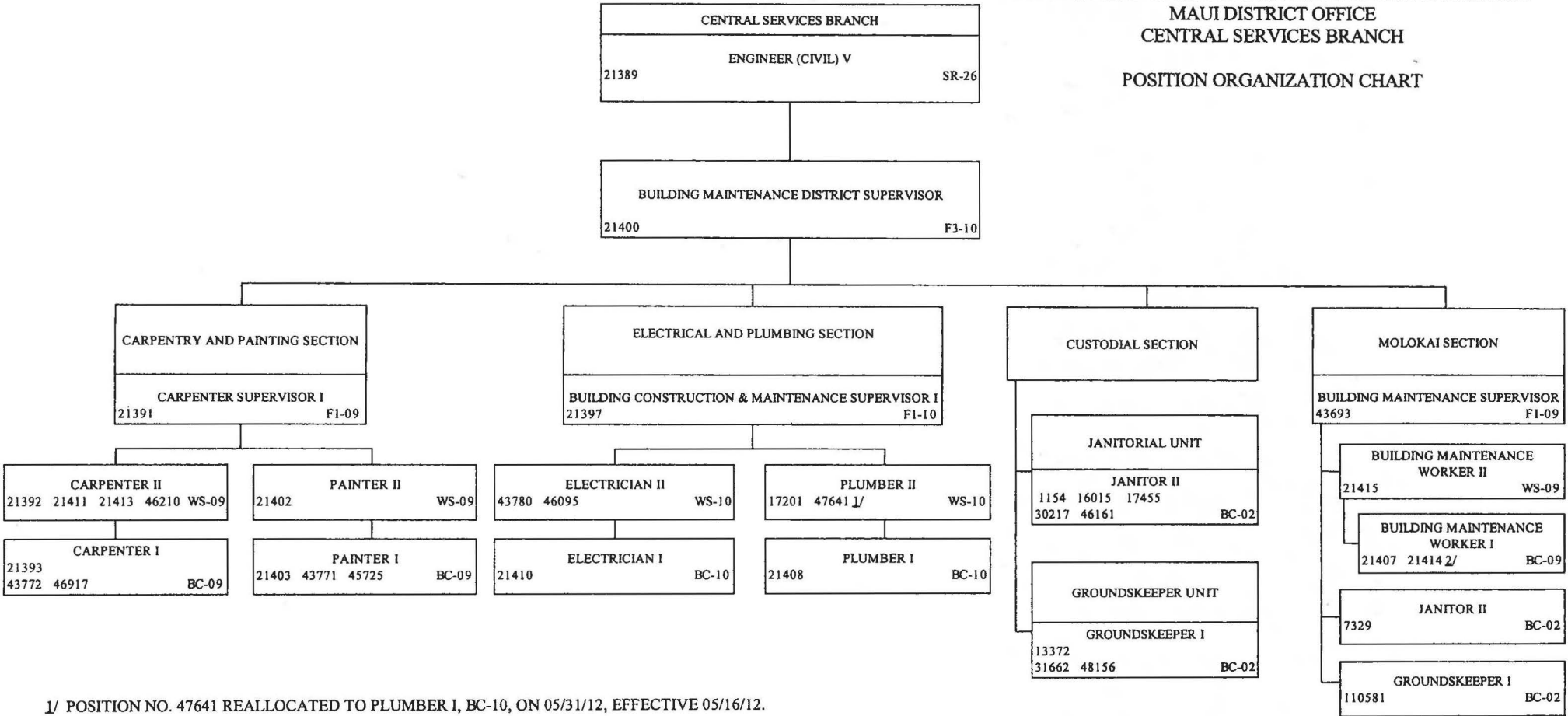


1/ PROJECT FUNDED POSITION.

2/ POSITION NO. 21560, REALLOCATED TO SECRETARY II, SR-14 ON 04/14/14, EFFECTIVE 04/16/14.

STATE OF HAWAII  
 DEPARTMENT OF ACCOUNTING AND GENERAL SERVICES  
 MAUI DISTRICT OFFICE  
 CENTRAL SERVICES BRANCH

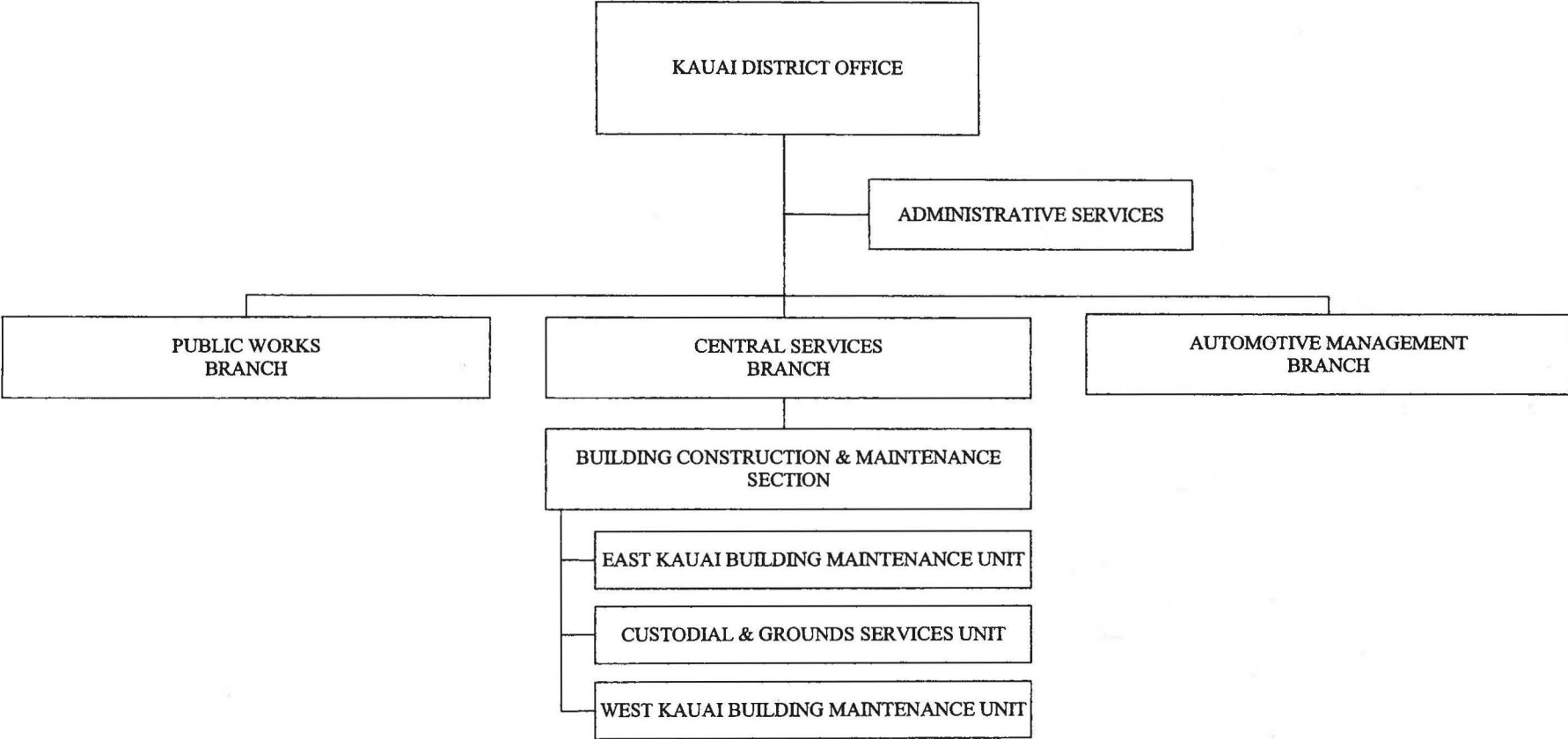
POSITION ORGANIZATION CHART



1/ POSITION NO. 47641 REALLOCATED TO PLUMBER I, BC-10, ON 05/31/12, EFFECTIVE 05/16/12.  
 2/ POSITION NO. 21414 FUNDING WAS ELIMINATED ON 07/01/13, PURSUANT TO ACT 134/SLH 2013 BUT POSITION AND FUNDING RESTORED BY ACT 122/SLH 2014, EFFECTIVE 07/01/14.

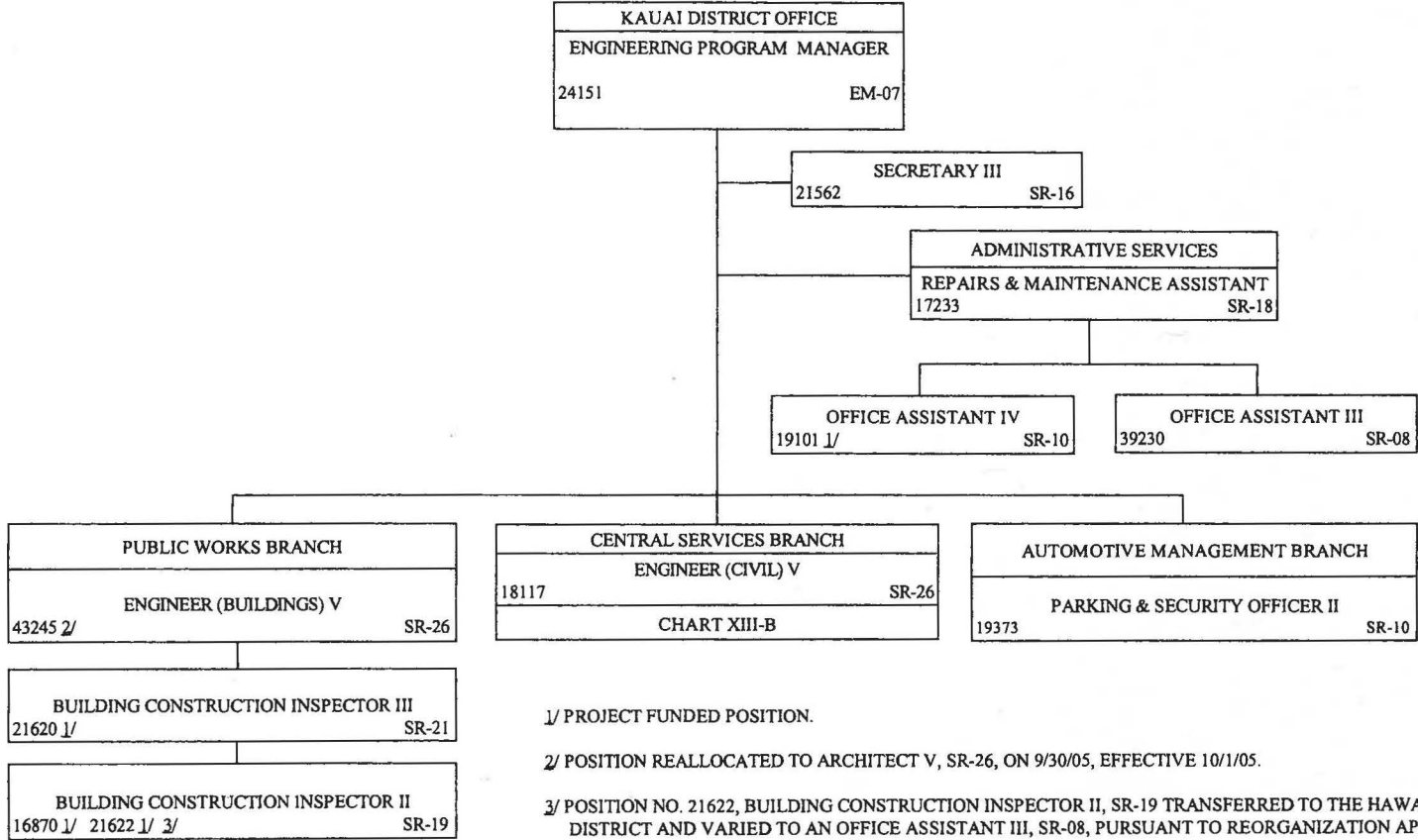
CHART XII-B

STATE OF HAWAII  
DEPARTMENT OF ACCOUNTING AND GENERAL SERVICES  
KAUAI DISTRICT OFFICE  
ORGANIZATION CHART



STATE OF HAWAII  
DEPARTMENT OF ACCOUNTING AND GENERAL SERVICES  
KAUAI DISTRICT OFFICE

POSITION ORGANIZATION CHART



1/ PROJECT FUNDED POSITION.

2/ POSITION REALLOCATED TO ARCHITECT V, SR-26, ON 9/30/05, EFFECTIVE 10/1/05.

3/ POSITION NO. 21622, BUILDING CONSTRUCTION INSPECTOR II, SR-19 TRANSFERRED TO THE HAWAII DISTRICT AND VARIED TO AN OFFICE ASSISTANT III, SR-08, PURSUANT TO REORGANIZATION APPROVED BY THE COMPTROLLER ON FEBRUARY 25, 2015.



STATE OF HAWAII  
 DEPARTMENT OF ACCOUNTING AND GENERAL SERVICES  
 KAUAI DISTRICT OFFICE  
 CENTRAL SERVICES BRANCH

POSITION ORGANIZATION CHART

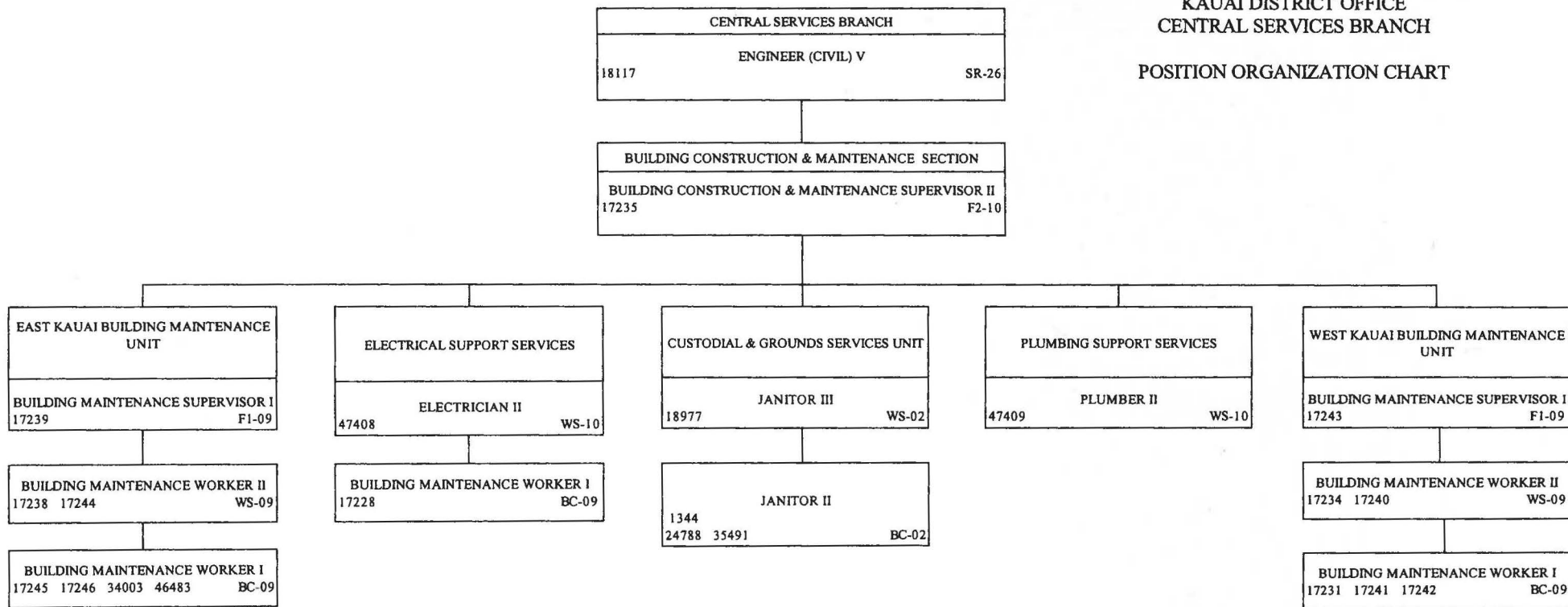
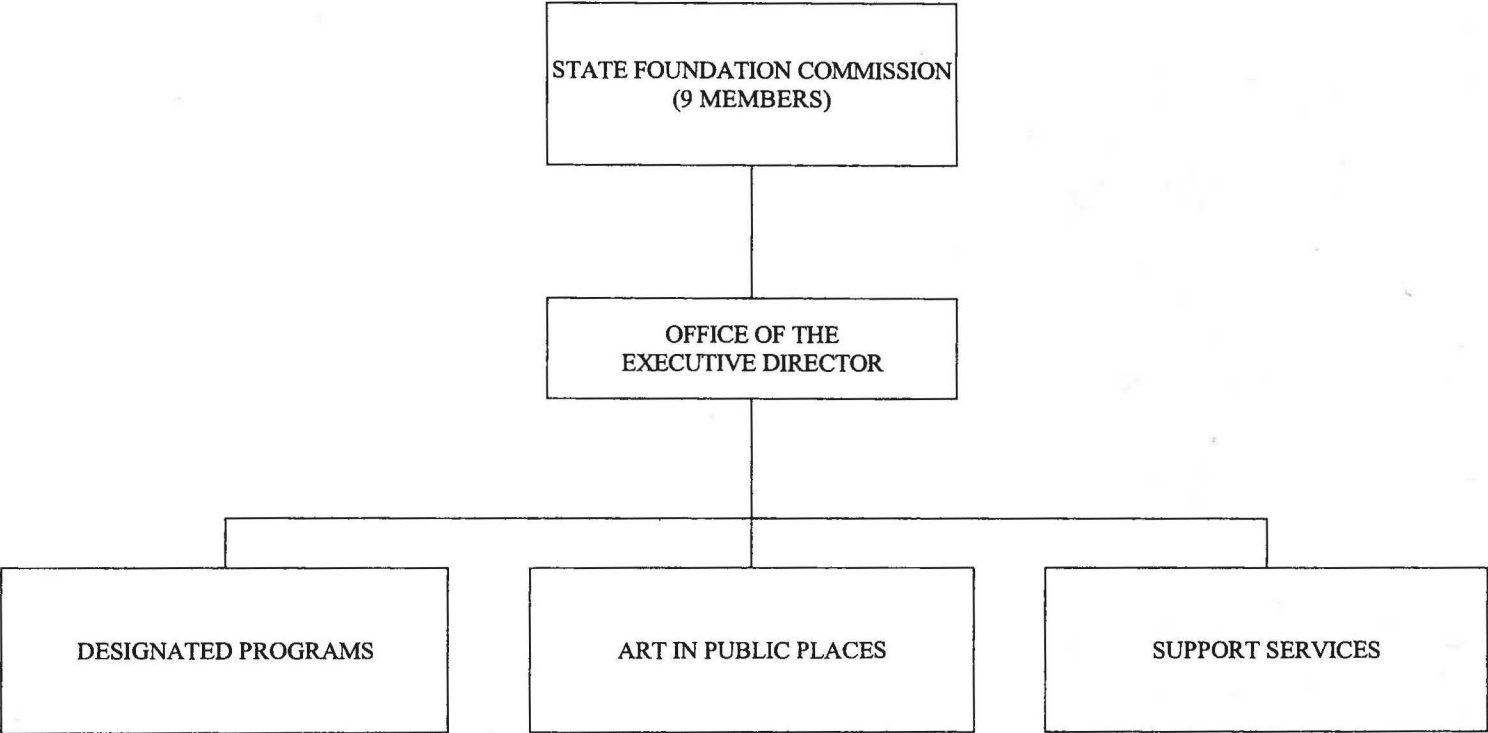


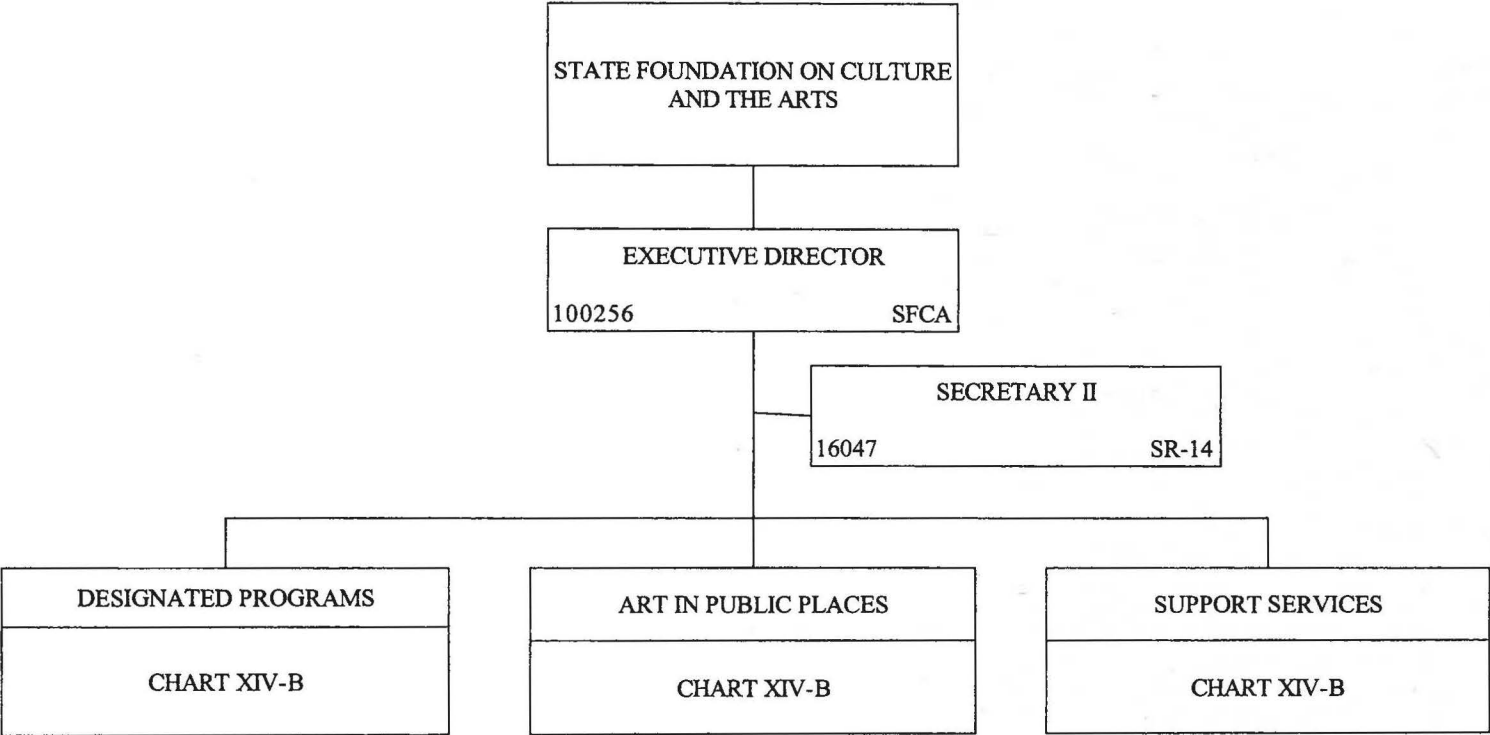
CHART XIII-B

ORGANIZATION CHART



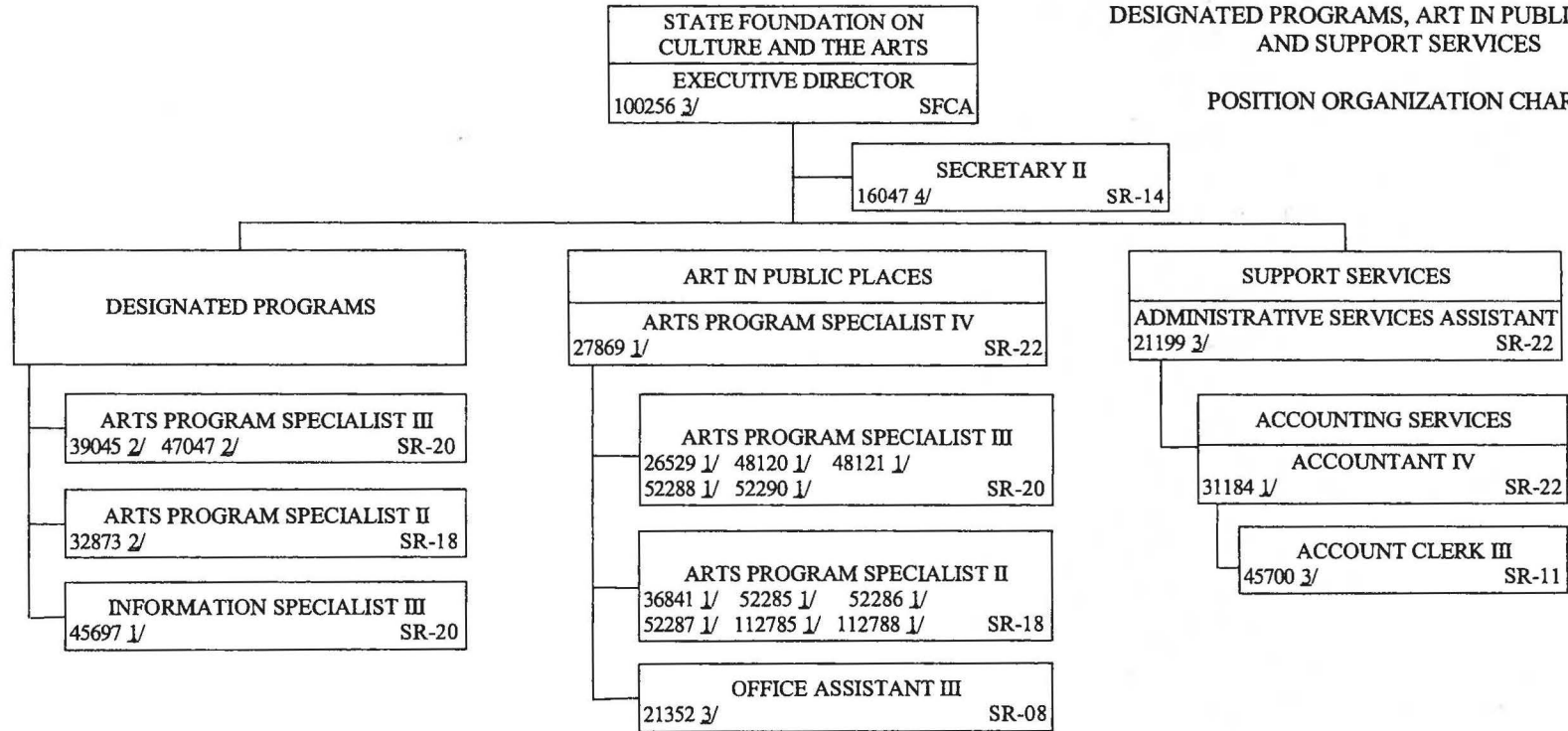
STATE OF HAWAII  
DEPARTMENT OF ACCOUNTING AND GENERAL SERVICES  
STATE FOUNDATION ON CULTURE AND THE ARTS

POSITION ORGANIZATION CHART



STATE OF HAWAII  
 DEPARTMENT OF ACCOUNTING AND GENERAL SERVICES  
 STATE FOUNDATION ON CULTURE AND THE ARTS  
 DESIGNATED PROGRAMS, ART IN PUBLIC PLACES,  
 AND SUPPORT SERVICES

POSITION ORGANIZATION CHART



1/ 100% SPECIAL FUNDED POSITION.

2/ 100% FEDERAL FUNDED POSITION.

3/ 50% SPECIAL FUNDED AND 50% FEDERAL FUNDED POSITION.

4/ POSITION NO. 16047 CONVERTED FROM 50% SPECIAL FUNDED POSITION TO 100% FULL-TIME POSITION (50% GENERAL FUNDED AND 50% SPECIAL FUNDED), PURSUANT TO ACT 122/SLH 2014, EFFECTIVE 07/01/14.

STATE OF HAWAII  
DEPARTMENT OF ACCOUNTING AND GENERAL SERVICES  
KING KAMEHAMEHA CELEBRATION COMMISSION

ORGANIZATION CHART

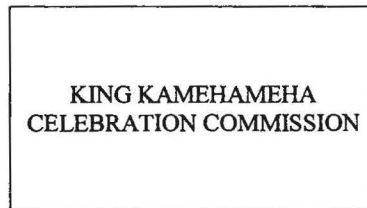
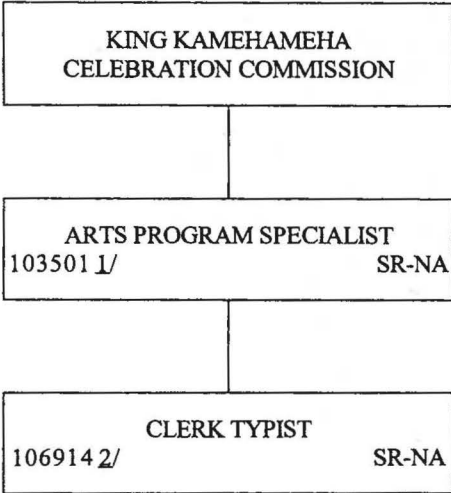


CHART XV

STATE OF HAWAII  
DEPARTMENT OF ACCOUNTING AND GENERAL SERVICES  
KING KAMEHAMEHA CELEBRATION COMMISSION

POSITION ORGANIZATION CHART

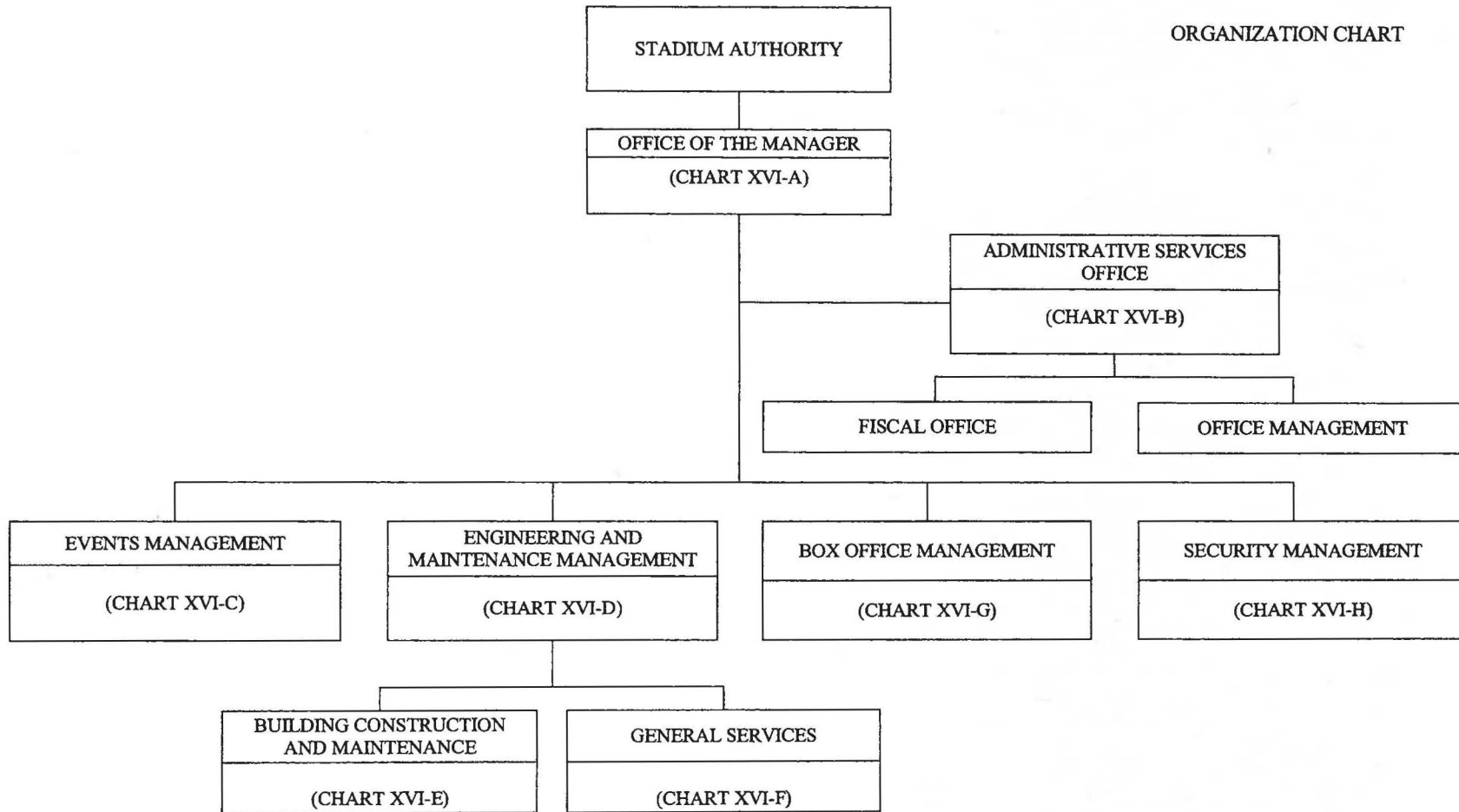


1/ EXEMPT TEMPORARY TRUST FUNDED POSITION.

2/ PURSUANT TO SECTION 8-5, HRS, EXEMPT TEMPORARY TRUST FUNDED HALF-TIME POSITION.

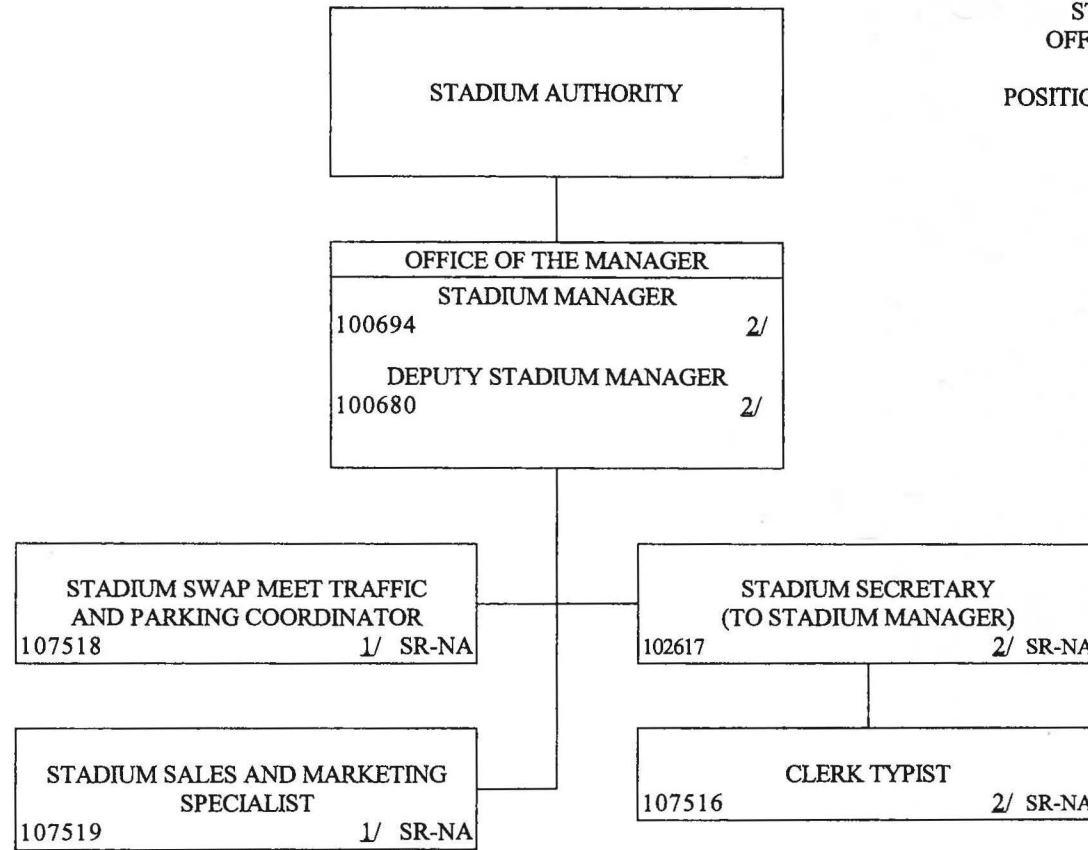
STATE OF HAWAII  
DEPARTMENT OF ACCOUNTING AND GENERAL SERVICES  
STADIUM AUTHORITY

ORGANIZATION CHART



STATE OF HAWAII  
 DEPARTMENT OF ACCOUNTING AND GENERAL SERVICES  
 STADIUM AUTHORITY  
 OFFICE OF THE MANAGER

POSITION ORGANIZATION CHART



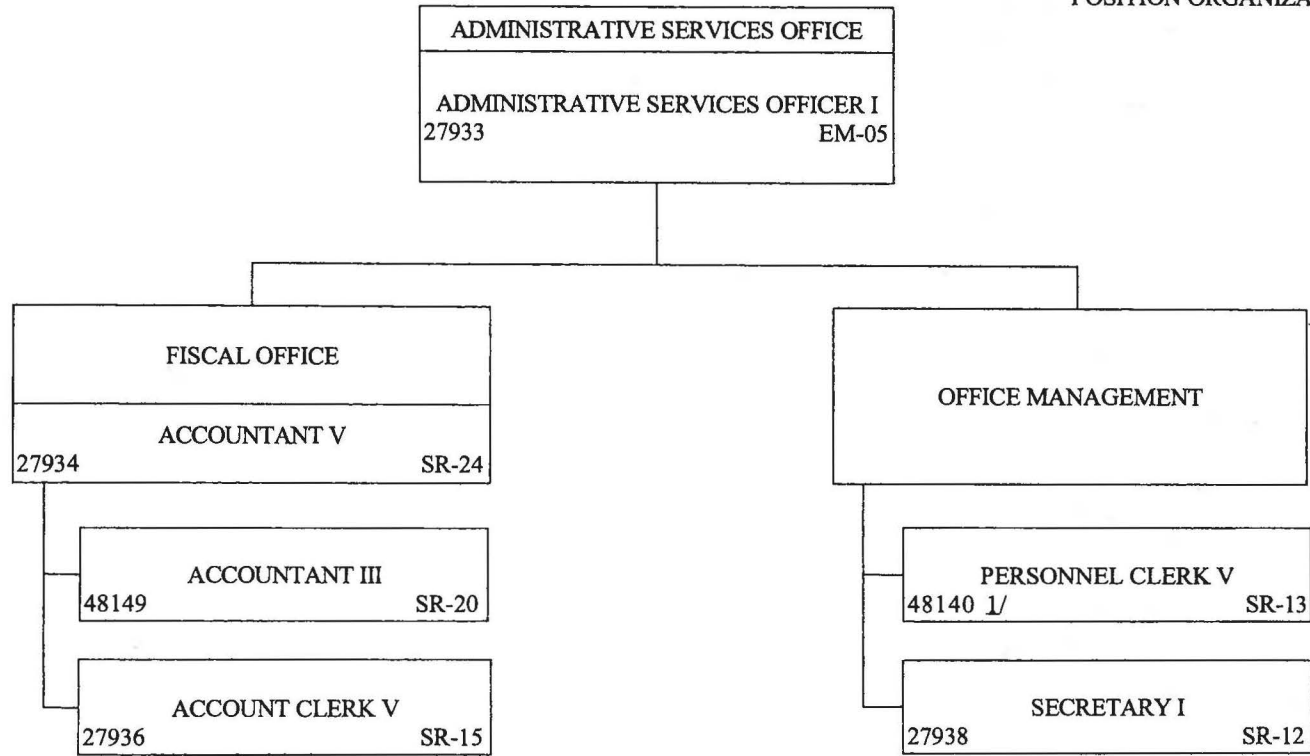
1/ TEMPORARY EXEMPT POSITION.

2/ EXEMPT POSITION.



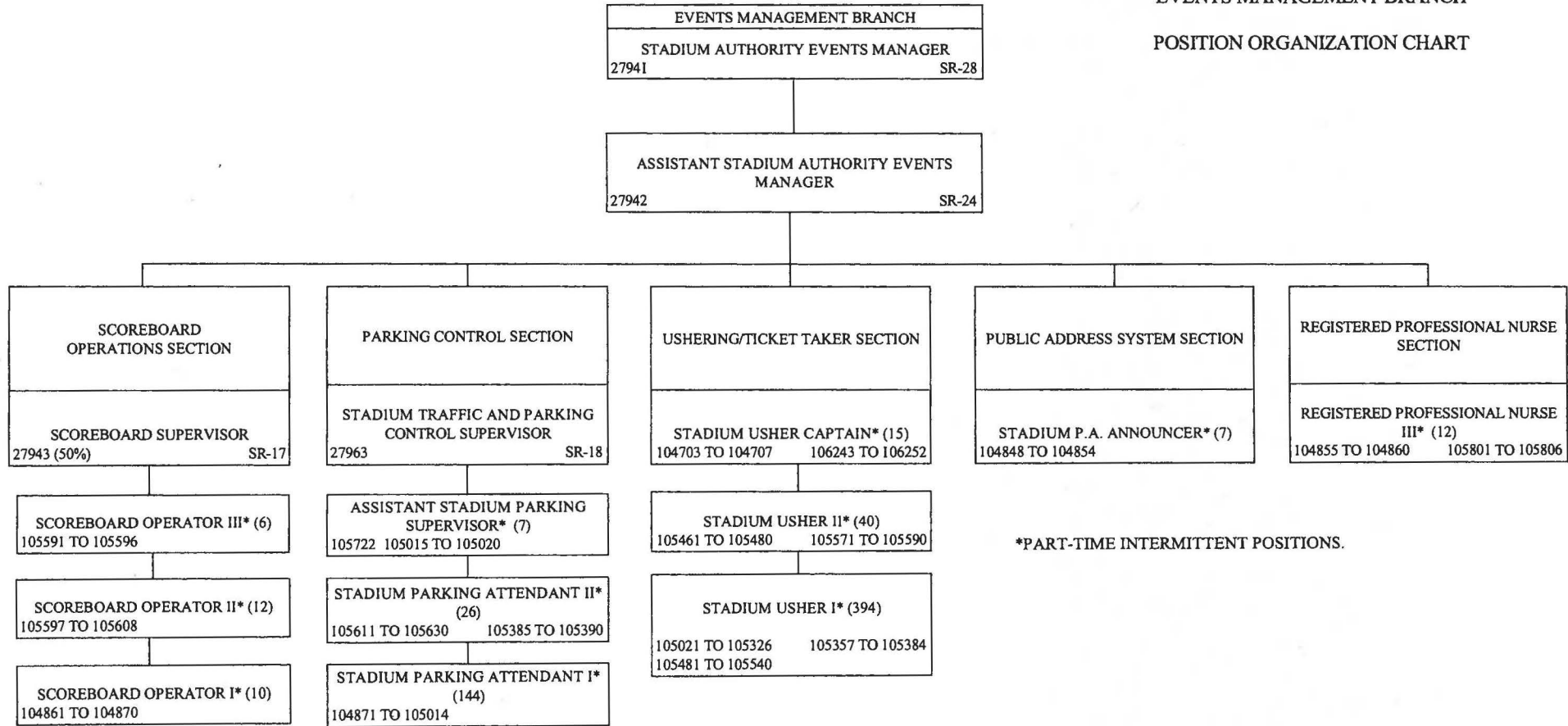
STATE OF HAWAII  
 DEPARTMENT OF ACCOUNTING AND GENERAL SERVICES  
 STADIUM AUTHORITY  
 ADMINISTRATIVE SERVICES OFFICE

POSITION ORGANIZATION CHART



1/ POSITION NO. 48140 REALLOCATED TO PERSONNEL CLERK IV, SR-11, ON 11/30/12, EFFECTIVE 12/01/12.

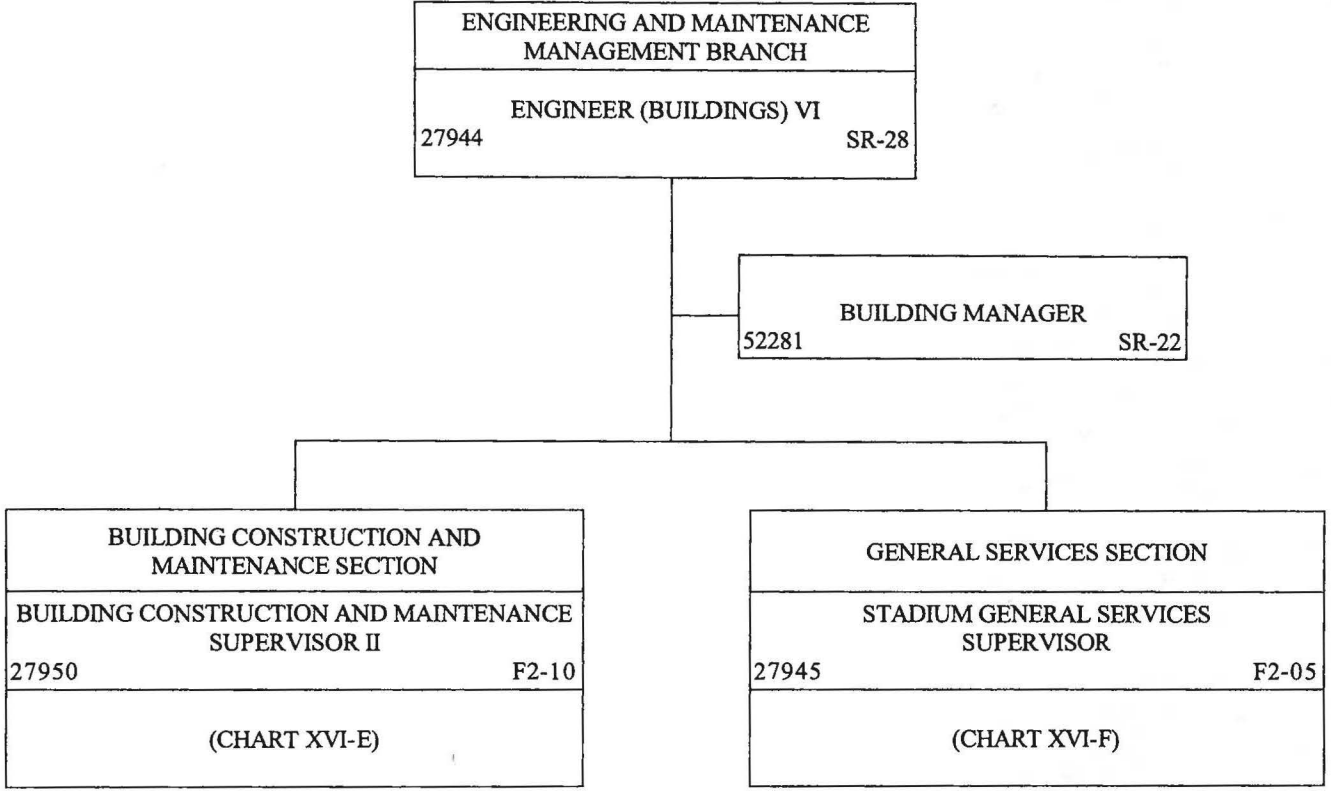
STATE OF HAWAII  
DEPARTMENT OF ACCOUNTING AND GENERAL SERVICES  
STADIUM AUTHORITY  
EVENTS MANAGEMENT BRANCH  
POSITION ORGANIZATION CHART



\*PART-TIME INTERMITTENT POSITIONS.

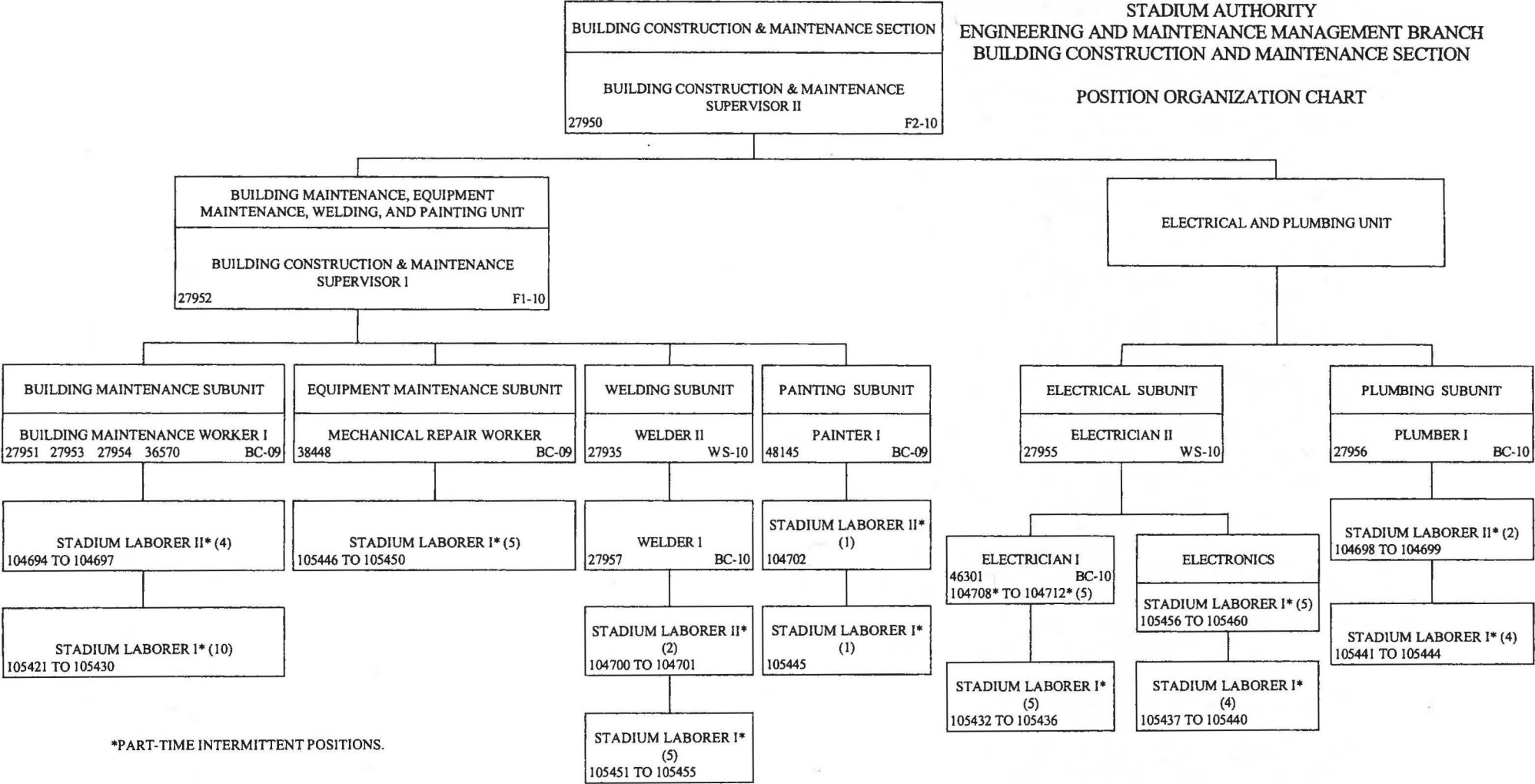
STATE OF HAWAII  
 DEPARTMENT OF ACCOUNTING AND GENERAL SERVICES  
 STADIUM AUTHORITY  
 ENGINEERING AND MAINTENANCE BRANCH

POSITION ORGANIZATION CHART



STATE OF HAWAII  
DEPARTMENT OF ACCOUNTING AND GENERAL SERVICES  
STADIUM AUTHORITY  
ENGINEERING AND MAINTENANCE MANAGEMENT BRANCH  
BUILDING CONSTRUCTION AND MAINTENANCE SECTION

POSITION ORGANIZATION CHART

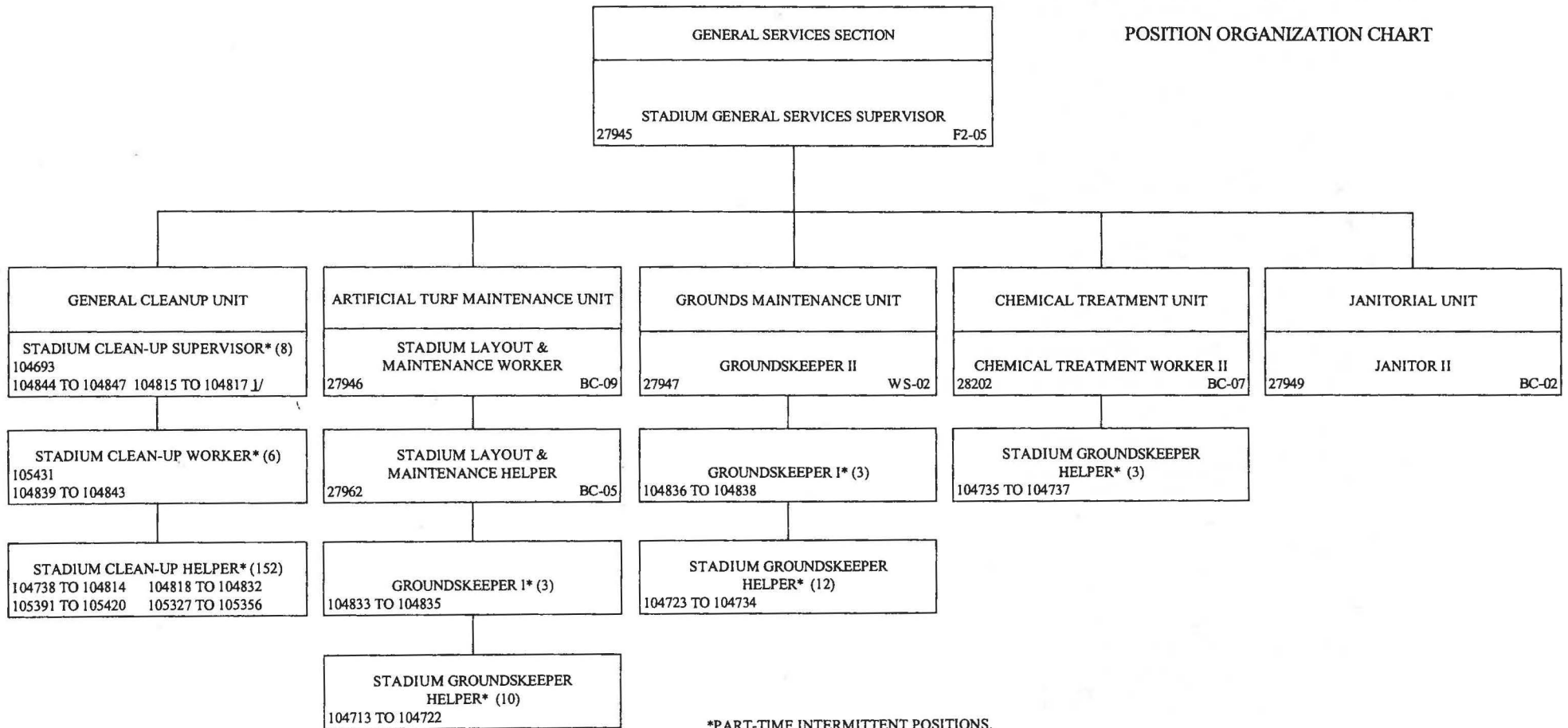


\*PART-TIME INTERMITTENT POSITIONS.

CHART XVI-E

STATE OF HAWAII  
 DEPARTMENT OF ACCOUNTING AND GENERAL SERVICES  
 STADIUM AUTHORITY  
 ENGINEERING AND MAINTENANCE MANAGEMENT BRANCH  
 GENERAL SERVICES SECTION

POSITION ORGANIZATION CHART



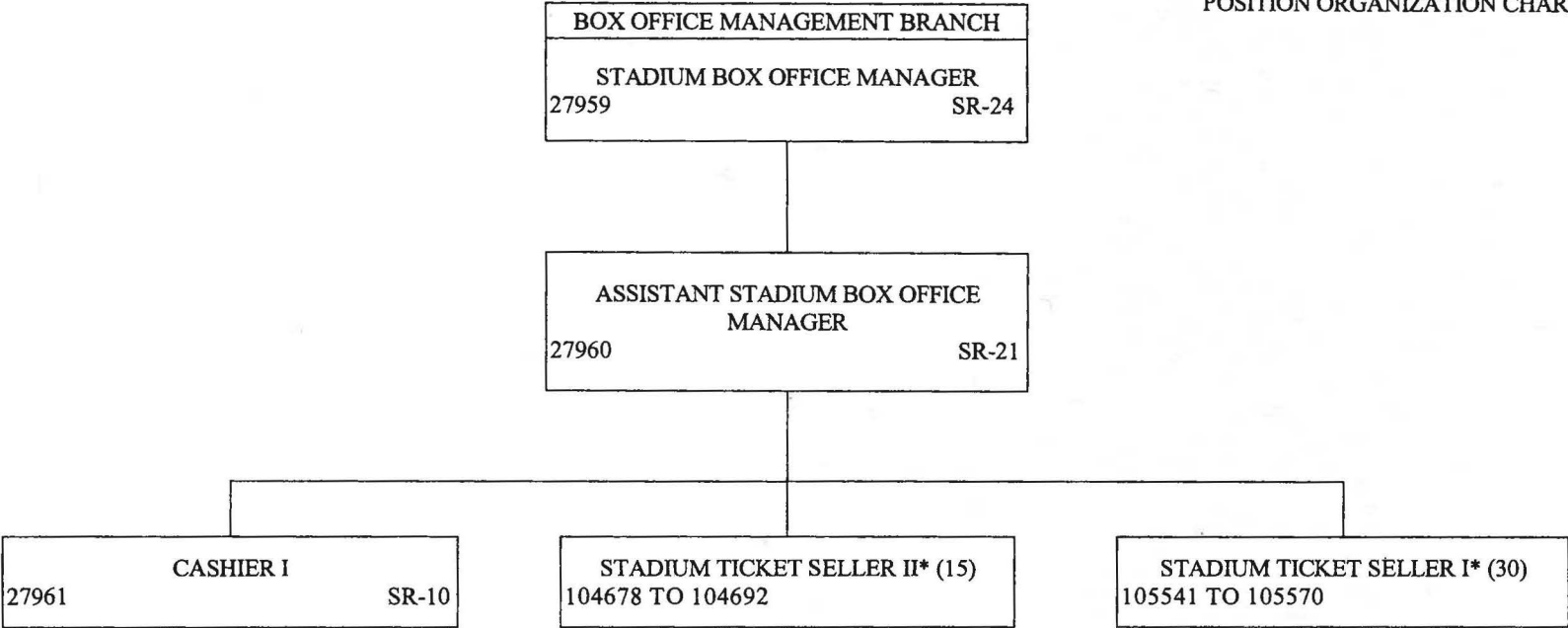
\*PART-TIME INTERMITTENT POSITIONS.

1/ POSITION NOS. 104815, 104816, AND 104817 REALLOCATED FROM STADIUM CLEANUP HELPERS, BC-NA TO STADIUM CLEANUP SUPERVISOR, WS-NA ON 04/28/15, EFFECTIVE 05/01/15.

CHART XVI-F

STATE OF HAWAII  
DEPARTMENT OF ACCOUNTING AND GENERAL SERVICES  
STADIUM AUTHORITY  
BOX OFFICE MANAGEMENT BRANCH


POSITION ORGANIZATION CHART



\*PART-TIME INTERMITTENT POSITIONS.

STATE OF HAWAII  
DEPARTMENT OF ACCOUNTING AND GENERAL SERVICES  
STADIUM AUTHORITY  
SECURITY MANAGEMENT BRANCH


POSITION ORGANIZATION CHART



\*PART-TIME INTERMITTENT POSITIONS.

STATE OF HAWAII  
DEPARTMENT OF ACCOUNTING AND GENERAL SERVICES  
PROCUREMENT POLICY BOARD

ORGANIZATION CHART



PURSUANT TO SECTION 103D-201, HRS, THE PROCUREMENT POLICY BOARD SHALL BE ASSISTED BY THE DEPARTMENT OF ACCOUNTING AND GENERAL SERVICES, WHICH SHALL PROVIDE AT LEAST ONE FULL-TIME SUPPORT STAFF AND FUNDING NECESSARY TO SUPPORT THE PROCUREMENT POLICY BOARD.

CHART XVII



STATE OF HAWAII  
DEPARTMENT OF ACCOUNTING AND GENERAL SERVICES  
STATE PROCUREMENT OFFICE

ORGANIZATION CHART

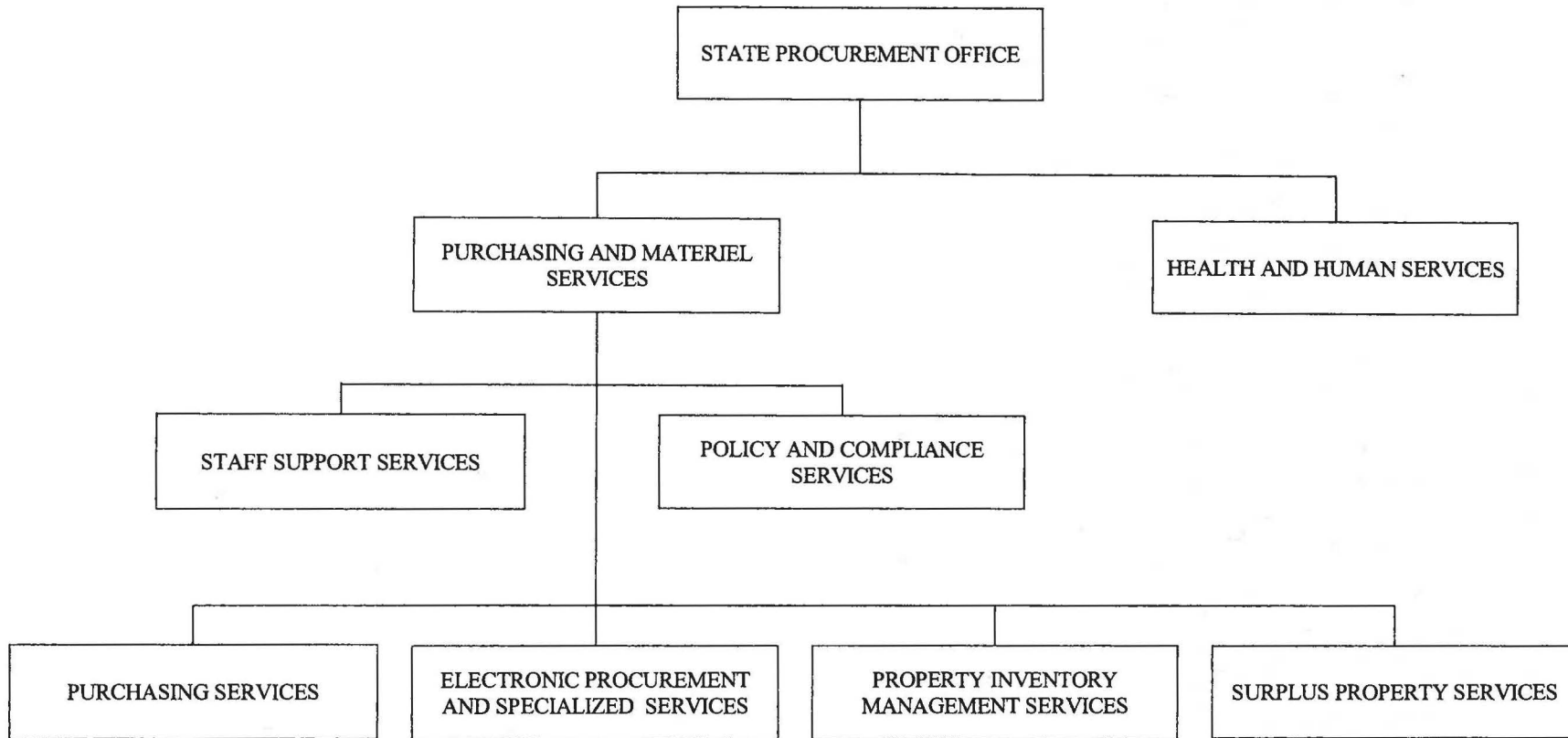
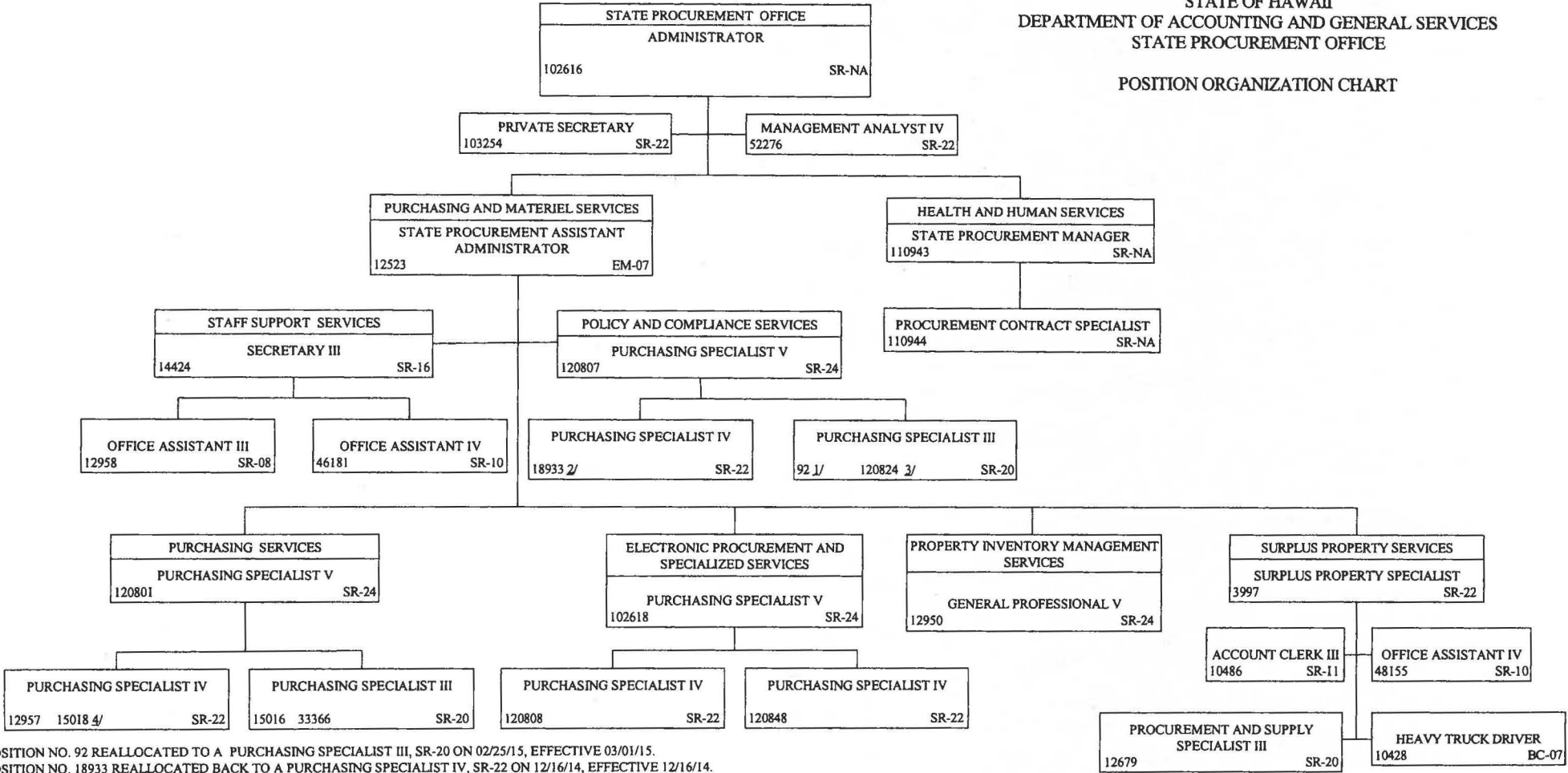


CHART XVIII

STATE OF HAWAII  
DEPARTMENT OF ACCOUNTING AND GENERAL SERVICES  
STATE PROCUREMENT OFFICE

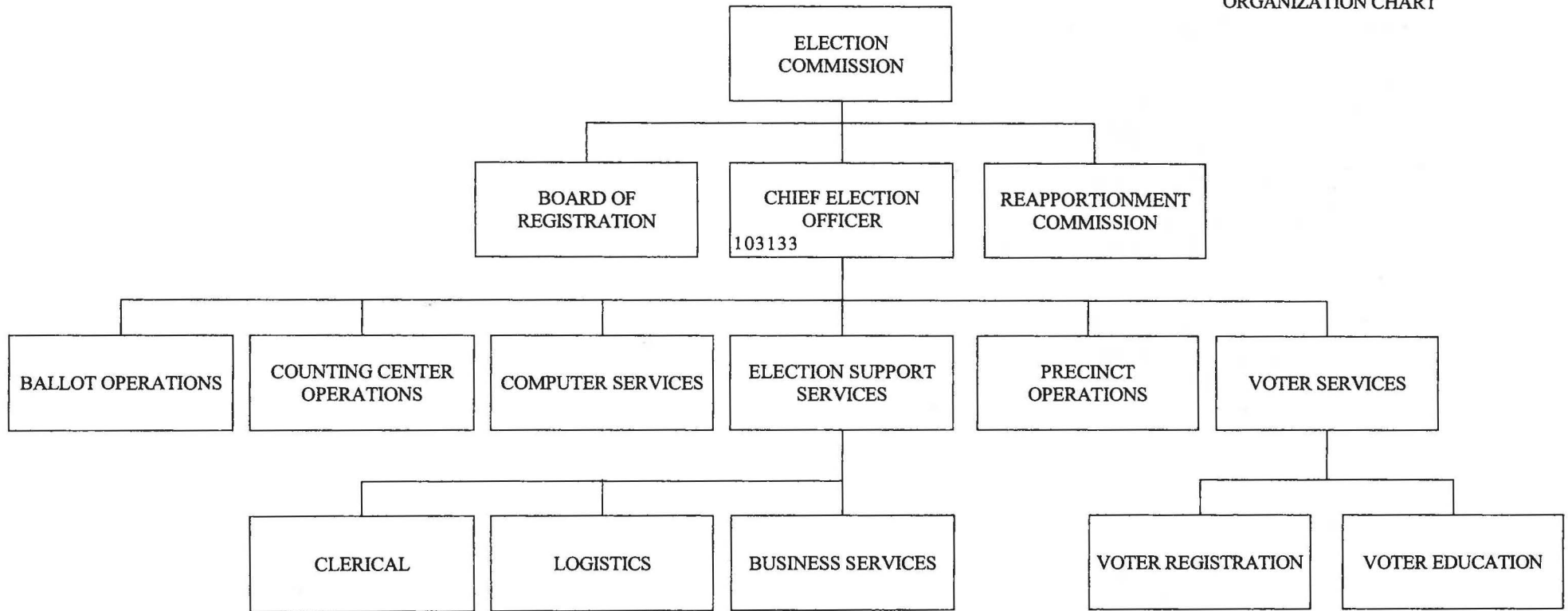
POSITION ORGANIZATION CHART



1/ POSITION NO. 92 REALLOCATED TO A PURCHASING SPECIALIST III, SR-20 ON 02/25/15, EFFECTIVE 03/01/15.  
 2/ POSITION NO. 18933 REALLOCATED BACK TO A PURCHASING SPECIALIST IV, SR-22 ON 12/16/14, EFFECTIVE 12/16/14.  
 3/ POSITION NO. 120824 REALLOCATED BACK TO A PURCHASING SPECIALIST III, SR-20 ON 07/02/14, EFFECTIVE 07/16/14.  
 4/ POSITION NO. 15018 REALLOCATED TO A PURCHASING SPECIALIST III, SR-20 ON 06/22/15, EFFECTIVE 07/01/15.

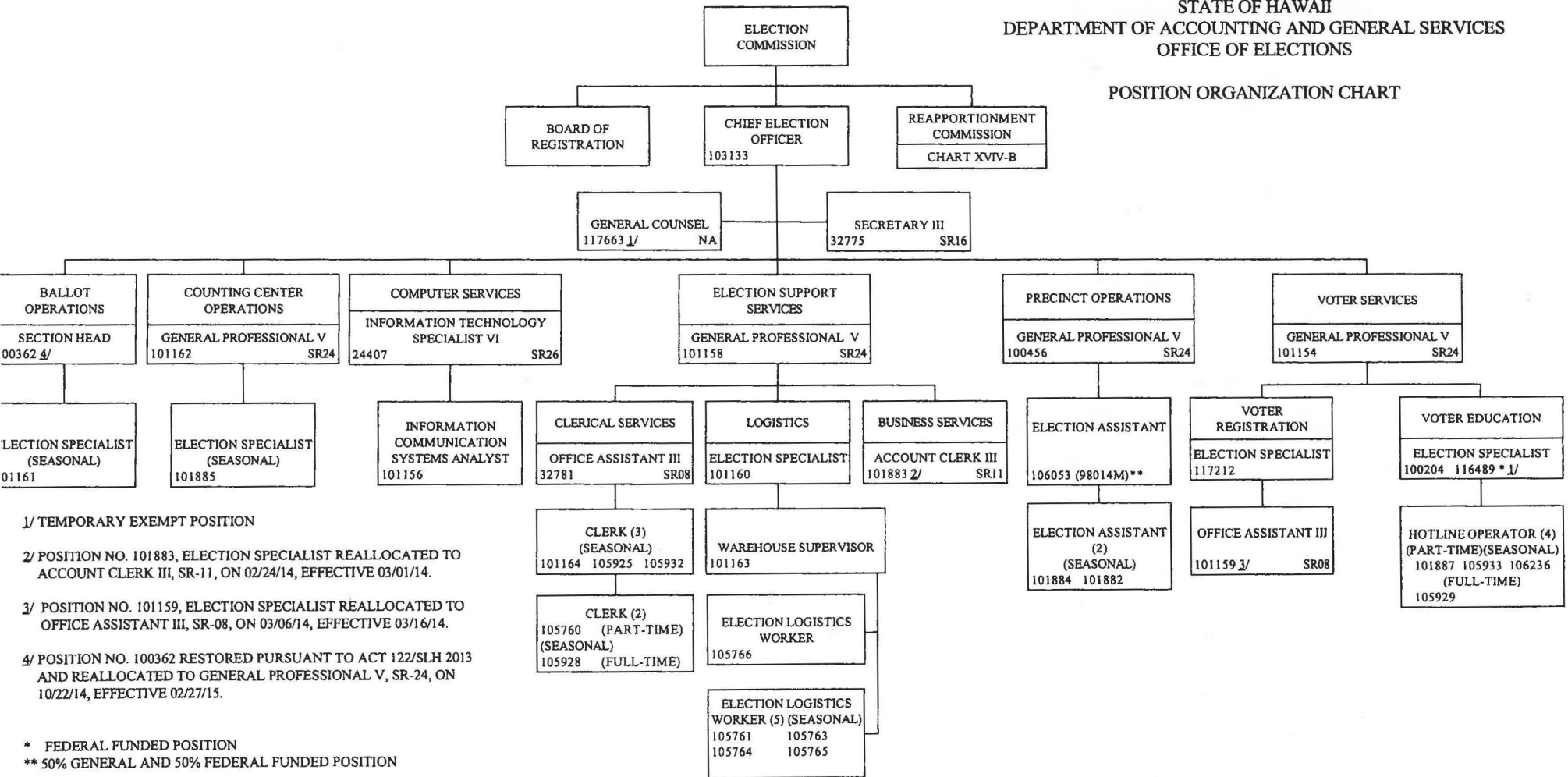
STATE OF HAWAII  
DEPARTMENT OF ACCOUNTING AND GENERAL SERVICES  
OFFICE OF ELECTIONS

ORGANIZATION CHART



STATE OF HAWAII  
DEPARTMENT OF ACCOUNTING AND GENERAL SERVICES  
OFFICE OF ELECTIONS

POSITION ORGANIZATION CHART



1/ TEMPORARY EXEMPT POSITION

2/ POSITION NO. 101883, ELECTION SPECIALIST REALLOCATED TO ACCOUNT CLERK III, SR-11, ON 02/24/14, EFFECTIVE 03/01/14.

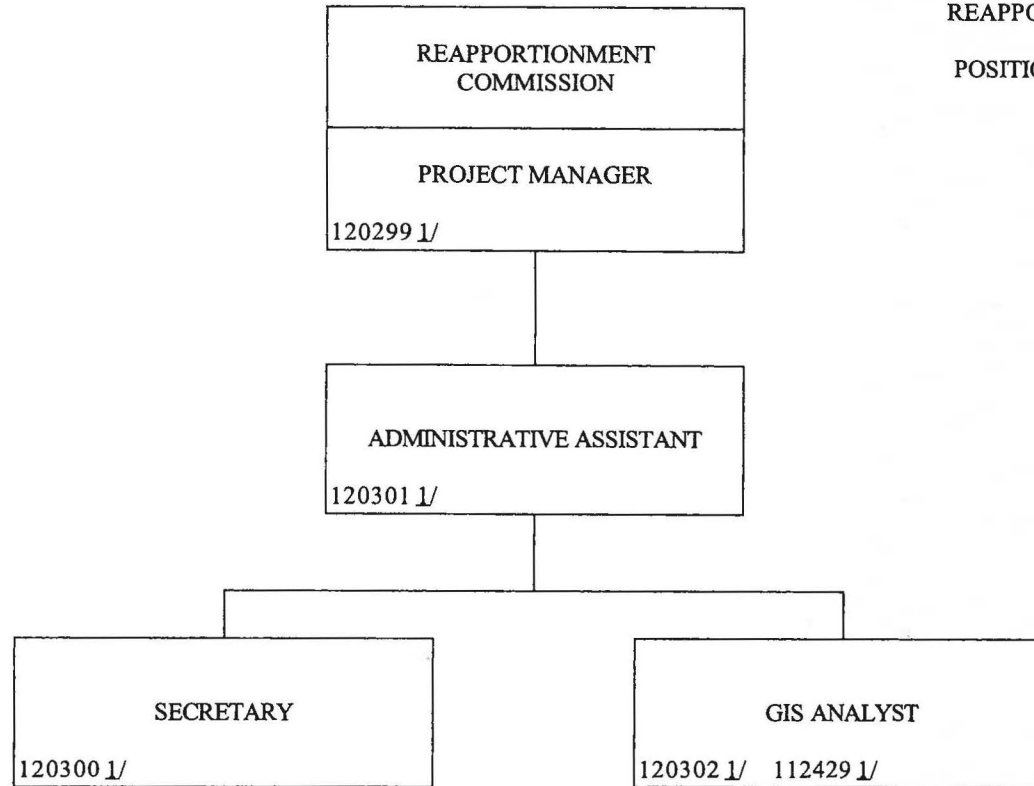
3/ POSITION NO. 101159, ELECTION SPECIALIST REALLOCATED TO OFFICE ASSISTANT III, SR-08, ON 03/06/14, EFFECTIVE 03/16/14.

4/ POSITION NO. 100362 RESTORED PURSUANT TO ACT 122/SLH 2013 AND REALLOCATED TO GENERAL PROFESSIONAL V, SR-24, ON 10/22/14, EFFECTIVE 02/27/15.

\* FEDERAL FUNDED POSITION

\*\* 50% GENERAL AND 50% FEDERAL FUNDED POSITION

STATE OF HAWAII  
DEPARTMENT OF ACCOUNTING AND GENERAL SERVICES  
OFFICE OF ELECTIONS  
REAPPORTIONMENT COMMISSION  
POSITION ORGANIZATION CHART

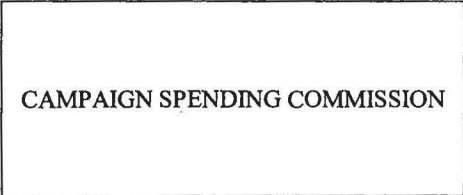


1/ POSITIONS ARE ON THE BJ TABLES WITH NO FUNDING. ALL OF THE POSITIONS ARE NOT FUNDED BECAUSE THE REAPPORTIONMENT COMMISSION IS CONSTITUTED EVERY TEN YEARS UNLESS REQUIRED BY COURT ORDER. FUNDING FOR THESE TEMPORARY POSITIONS IS REQUESTED IN THE BIENNIUM BUDGET PERIOD PRECEDING THE REAPPORTIONMENT YEAR.

CHART XVIV-B

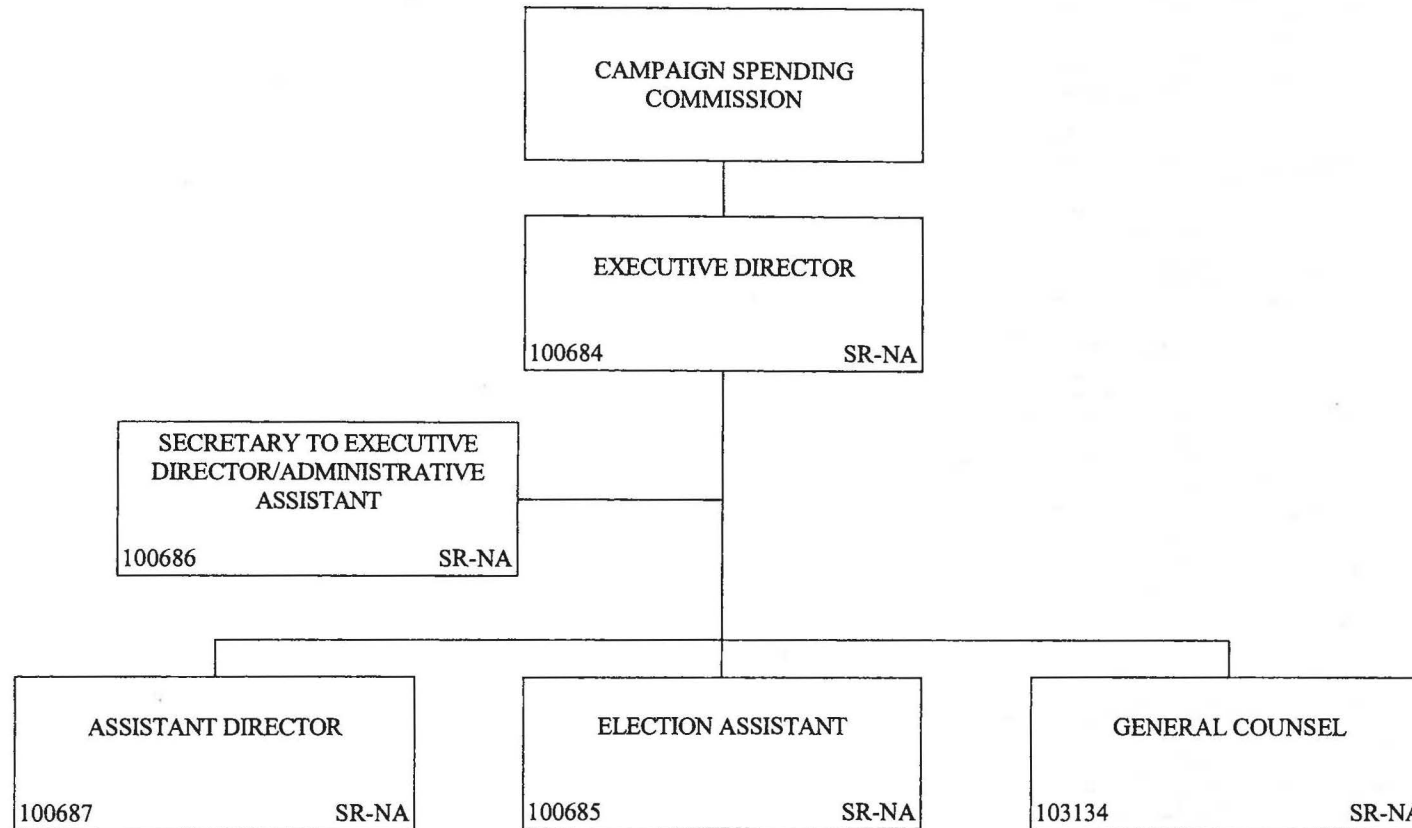
STATE OF HAWAII  
DEPARTMENT OF ACCOUNTING AND GENERAL SERVICES  
CAMPAIGN SPENDING COMMISSION

ORGANIZATION CHART



STATE OF HAWAII  
DEPARTMENT OF ACCOUNTING AND GENERAL SERVICES  
CAMPAIGN SPENDING COMMISSION

POSITION ORGANIZATION CHART




ALL POSITIONS ARE EXEMPT TRUST FUNDED POSITIONS.

CHART XVV-A

STATE OF HAWAII  
DEPARTMENT OF ACCOUNTING AND GENERAL SERVICES  
ENHANCED 911 BOARD

ORGANIZATION CHART




THERE ARE NO POSITIONS IN THIS PROGRAM AS OF 06/30/15. TWO TEMPORARY POSITIONS HAVE BEEN AUTHORIZED PURSUANT TO ACT 178, SLH 2015, EFFECTIVE 07/01/15.

CHART XXVI



STATE OF HAWAII  
DEPARTMENT OF ACCOUNTING AND GENERAL SERVICES  
STATE BUILDING CODE COUNCIL


ORGANIZATION CHART



THERE ARE NO POSITIONS IN THIS PROGRAM.

STATE OF HAWAII  
DEPARTMENT OF ACCOUNTING AND GENERAL SERVICES  
INFORMATION PRIVACY AND SECURITY COUNCIL


ORGANIZATION CHART



THERE ARE NO POSITIONS IN THIS PROGRAM.

STATE OF HAWAII  
DEPARTMENT OF ACCOUNTING AND GENERAL SERVICES  
ACCESS HAWAII COMMITTEE

ORGANIZATION CHART

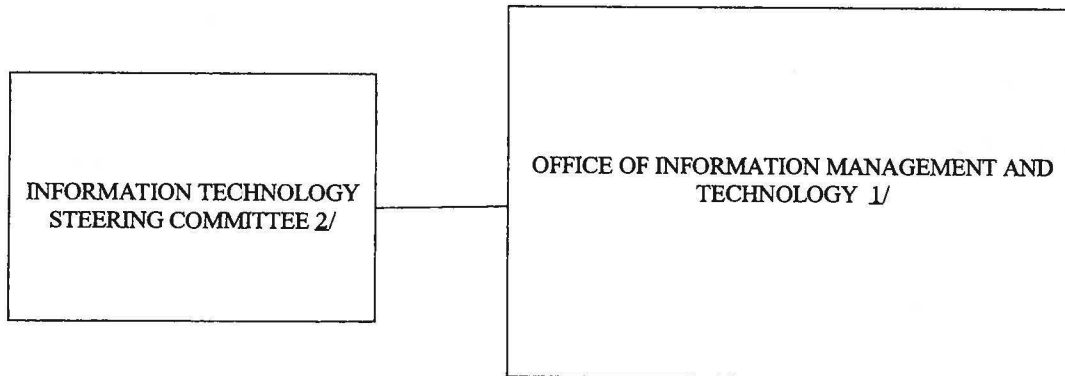


THERE ARE NO POSITIONS IN THIS PROGRAM.

CHART XXVIV

STATE OF HAWAII  
DEPARTMENT OF ACCOUNTING AND GENERAL SERVICES  
OFFICE OF INFORMATION MANAGEMENT AND TECHNOLOGY  
AND  
INFORMATION TECHNOLOGY STEERING COMMITTEE

ORGANIZATION CHART



1/ PROGRAM ESTABLISHED BY ACT 84, SLH 2011 AND PLACED IN THE DEPARTMENT OF ACCOUNTING AND GENERAL SERVICES. THE CHIEF INFORMATION OFFICER (CIO), POSITION NO. 120418 IS APPOINTED BY THE GOVERNOR AND REPORTS DIRECTLY TO THE GOVERNOR. THE CIO SUPERVISES AND OVERSEES THE INFORMATION AND COMMUNICATION SERVICES DIVISION.

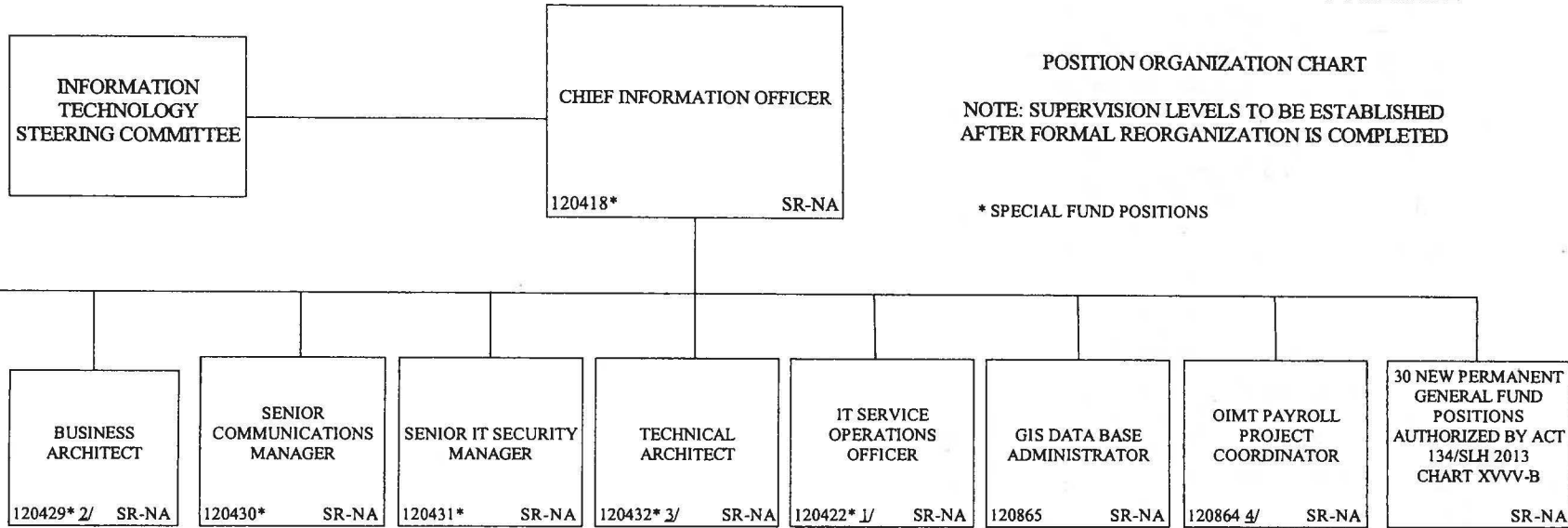
2/ THE INFORMATION TECHNOLOGY STEERING COMMITTEE WAS ESTABLISHED TO ASSIST THE CIO IN DEVELOPING THE STATE'S INFORMATION TECHNOLOGY STANDARDS AND POLICIES. THE CIO CHAIRS THIS COMMITTEE.

STATE OF HAWAII  
 DEPARTMENT OF ACCOUNTING AND GENERAL SERVICES  
 OFFICE OF INFORMATION MANAGEMENT AND TECHNOLOGY  
 AND  
 INFORMATION TECHNOLOGY STEERING COMMITTEE

POSITION ORGANIZATION CHART

NOTE: SUPERVISION LEVELS TO BE ESTABLISHED  
 AFTER FORMAL REORGANIZATION IS COMPLETED

\* SPECIAL FUND POSITIONS



- 1/ POSITION NO. 120422 VARIED (VARIANCE APPROVED BY THE COMPTROLLER ON 05/14/15) FROM A CHIEF ENTERPRISE ARCHITECT TO A IT SERVICE OPERATIONS OFFICER, EFFECTIVE 07/01/15.
- 2/ POSITION NO. 120429 VARIED (VARIANCE APPROVED BY THE COMPTROLLER ON 01/27/15) FROM A SENIOR INFORMATION TECHNOLOGY PROJECT MANAGER TO A BUSINESS ARCHITECT, EFFECTIVE 05/16/15.
- 3/ POSITION NO. 120432 VARIED (VARIANCE APPROVED BY THE COMPTROLLER ON 01/27/15) FROM A SENIOR IT SYSTEMS ENGINEER TO A TECHNICAL ARCHITECT, EFFECTIVE 04/16/15.
- 4/ POSITION NO. 120864 VARIED (VARIANCE APPROVED BY THE COMPTROLLER ON 11/12/14) FROM A GIS WEB APPLICATION DEVELOPER TO AN OIMT PAYROLL PROJECT COORDINATOR, EFFECTIVE 11/16/14.
- 5/ POSITION NO. 120426 VARIED (VARIANCE APPROVED BY THE COMPTROLLER ON 02/05/15) FROM A SENIOR INFORMATION TECHNOLOGY PROGRAM MANAGER TO AN INFORMATION TECHNOLOGY PROGRAM MANAGEMENT OFFICER.

CHIEF INFORMATION OFFICER

120418 SR-NA

STATE OF HAWAII  
 DEPARTMENT OF ACCOUNTING AND GENERAL SERVICES  
 OFFICE OF INFORMATION MANAGEMENT AND TECHNOLOGY  
 AND  
 INFORMATION TECHNOLOGY STEERING COMMITTEE

POSITION ORGANIZATION CHART FOR POSITIONS AUTHORIZED BY  
 ACT 134/SLH 2013 BUT NOT FORMALLY PLACED ON THE ORGANIZATION  
 CHART UNTIL THE REORGANIZATION IS COMPLETED

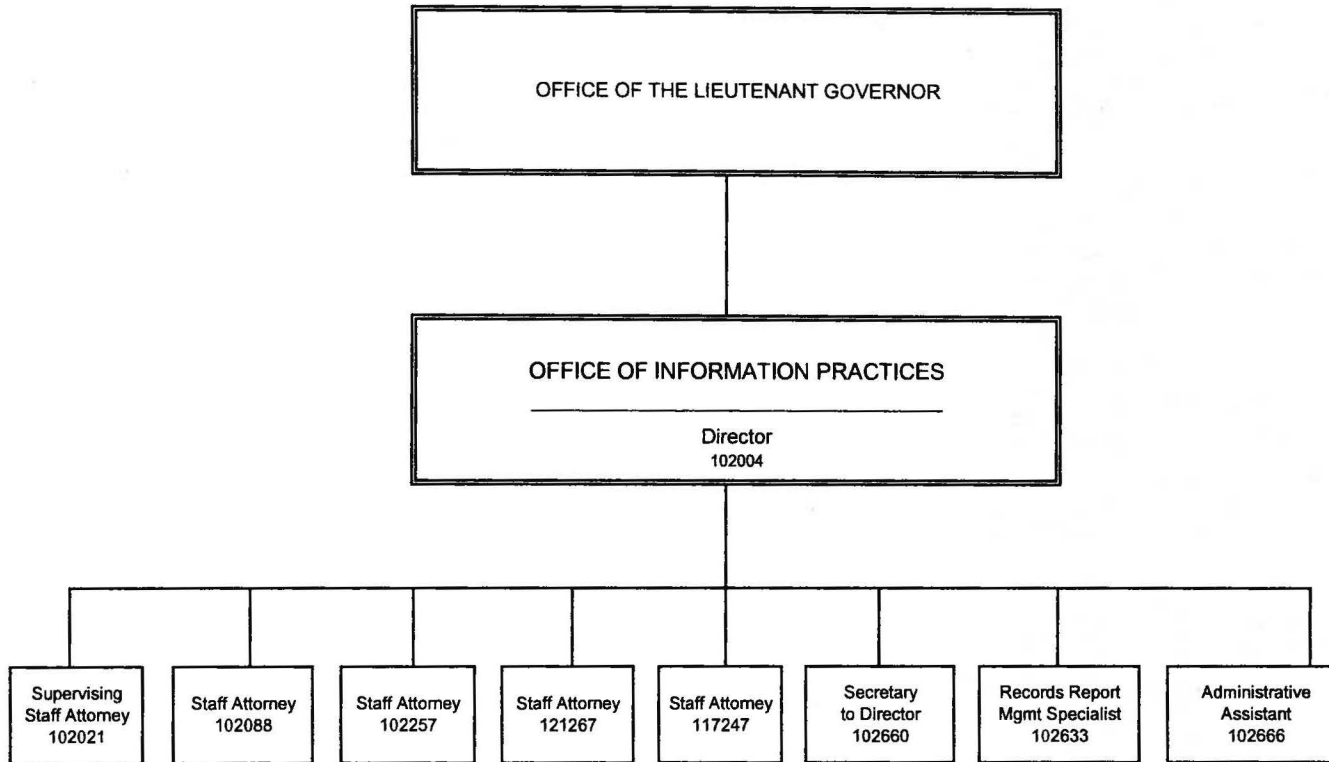
	<u>DATE VARIANCE APPROVED BY THE COMPTROLLER</u>	<u>EFFECTIVE DATE</u>		<u>DATE VARIANCE APPROVED BY THE COMPTROLLER</u>	<u>EFFECTIVE DATE</u>
121103 (94003M) IT INNOVATIONS MANAGER	05/14/15	-	121122 (94033M) OIMT ADMINISTRATIVE SERVICES OFFICER	-	-
121104 (94004M) IT DEVELOPMENT OFFICER	05/14/15	06/01/15	121189 (94034M) OIMT OFFICE ASSISTANT	03/05/15	-
120947 (94006M) FINANCIAL ANALYST	05/14/15	04/16/15	121040 (94035M) OIMT OFFICE ASSISTANT	-	-
121401 (94008M) PORTFOLIO MANAGEMENT ASSISTANT	03/07/14	08/06/14	121313 (94036M) OIMT ACCOUNTANT	-	-
121191 (94010M) DATA CENTER MANAGER	-	-	94037M ACCOUNTANT	-	-
120946 (94011M) SENIOR TECHNICAL ANALYST	01/27/15	04/01/15	121427 (94038M) OIMT ACCOUNT CLERK	-	-
120971 (94012M) TECHNICAL ANALYST	01/27/15	04/01/15	94039M PROGRAM BUDGET ANALYST IV	-	-
121042 (94013M) TECHNICAL ANALYST	01/27/15	04/01/15	121434 (94040M) CONTRACTING & PROCUREMENT SPECIALIST	08/01/14	09/09/14
121190 (94014M) TECHNICAL ANALYST	01/27/15	04/01/15	121436 (94041M) OIMT PROCUREMENT SPECIALIST	08/01/14	09/10/14
121193 (94015M) TECHNICAL ANALYST	01/27/15	04/01/15	121437 (94042M) OIMT PROCUREMENT SPECIALIST 1/	08/01/14	09/10/14
121194 (94016M) OIMT EXECUTIVE ASSISTANT	11/12/14	02/16/15	121438 (94043M) OIMT PROCUREMENT SPECIALIST	08/01/14	09/10/14
121391 (94021M) SENIOR IT ENTERPRISE ARCHITECT	03/07/14	07/23/14	121439 (94044M) OIMT CONTRACTING ASSISTANT	08/18/14	09/11/14
121029 (94023M) INFORMATION ARCHITECT	01/27/15	05/16/15	121440 (94045M) OIMT OFFICE ASSISTANT	08/18/14	09/11/14
121415 (94024M) OIMT PROGRAM BUDGET ANALYST	08/18/14	08/25/14	121248 (94046M) OIMT PERSONNEL MANAGEMENT SPECIALIST	-	-
120953 (94025M) STATEWIDE INTEROPERABILITY COORDINATOR		-	121428 (94047M) OIMT ACCOUNT CLERK	08/01/14	09/02/14

ALL POSITIONS ARE EXEMPT, SR-NA

1/ POSITION NO. 121437 TO BE ABOLISHED ON 07/01/15 PURSUANT TO ACT 119, SLH 2015.

### OFFICE OF INFORMATION PRACTICES

LTG105 - Enforcement of Information Practices  
(Office of the Lieutenant Governor)



**NOTE:** This FY15 chart does not include OIP's Open Data Attorney position (#120957), which was authorized by a separate appropriation in Act 263, SLH 2013, for FY14-15 and was not included in the budget act for FY15.