



# **HAWAII HEALTH SYSTEMS**

C O R P O R A T I O N

*Quality Healthcare For All*

**Hawaii Health Systems Corporation (HHSC)  
Budget Briefing  
Fiscal Year 2017**

**COMMITTEE ON WAYS AND MEANS**

**Senator Jill N. Tokuda, Chair  
Donovan Dela Cruz, Vice Chair**

**COMMITTEE ON FINANCE**

**Rep. Sylvia Luke, Chair  
Rep. Scott Y. Nishimoto, Vice Chair**

**Thursday, January 21, 2016  
9:00 a.m.  
Auditorium  
State Capitol**

## **HHSC's Mission**

The mission of Hawaii Health Systems Corporation is to provide accessible, high quality, cost-effective services that address the healthcare needs of Hawaii's unique island communities.

## **Background**

Hawaii Health Systems Corporation (HHSC) plays a vital role in the healthcare delivery system for the State of Hawaii. HHSC provided the care for approximately **21%** of all acute care discharges and **27%** of all emergency room visits statewide in 2015 and is the largest provider of healthcare on the Neighbor Islands.

## **Current Conditions**

Healthcare today is a very complex, highly regulated, and rapidly changing business with constant pressure from payors to deliver higher quality care at a lower cost. Development of health information technology, physician networks, quality improvement and expertise in revenue cycle is essential for successful hospital operations. Private hospitals have invested substantially in these areas while HHSC, with limited resources,

3675 KILAUEA AVENUE • HONOLULU, HAWAII 96816 • PHONE: (808) 733-4020 • FAX: (808) 733-4028

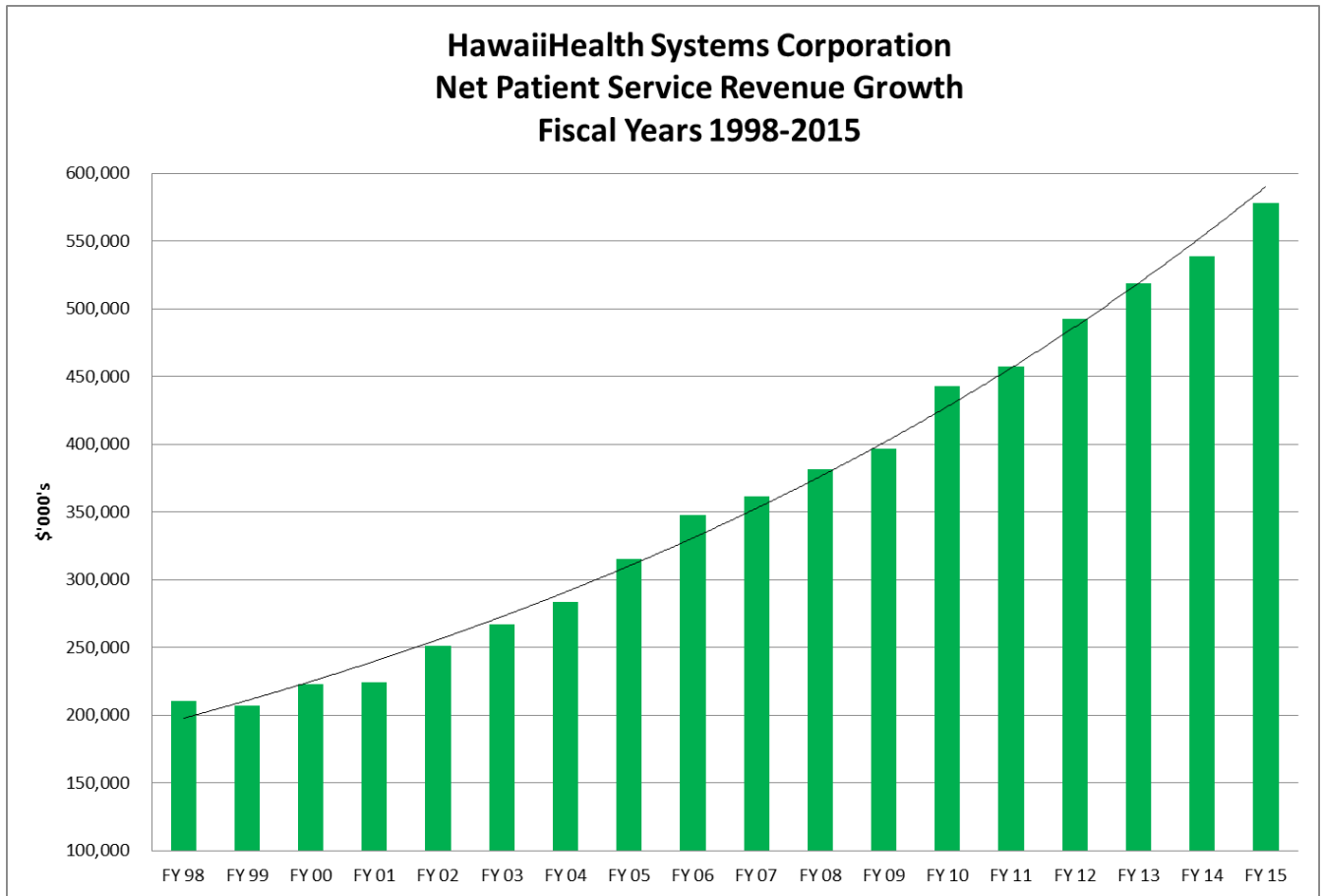
is challenged to keep pace.

### **Challenges**

HHSC hospitals face challenges such as:

- Inadequate government and third-party reimbursements for healthcare services.
- The impact of federal health care reform and other federal mandates and budget reductions.
- Labor costs well above industry norms
- Inability to outsource non-clinical functions.
- Escalating costs related to physician and clinical staff recruitment and retention.
- Long-term care waitlist (patients in acute hospital beds who cannot be placed but don't bring revenue).
- The need for capital investment in new medical technology and deferred maintenance.
- Aging facilities, with life and safety code issues, well beyond the average for similar facilities across the country.
- Small scale operations which are costly to maintain.

Despite these challenges, HHSC has managed to increase its net patient service revenues almost every year since fiscal year 1998, as shown in the graph below. These increases have come from intense focus on better negotiations with third party payors, better documentation, improved billing, coding and collection procedures, strategic pricing initiatives and other measures more fully described in Attachment 1.



In addition to the revenue growth, HHSC has done a number of things over the past two fiscal years to improve the financial performance of its hospitals. A listing of these items can be found in Attachment 1 to this testimony.

Despite our progress in financial performance HHSC is unable to keep up with collective bargaining pay increases and mandated increases in the fringe rate for retiree health insurance costs (OPEB) . The inability to generate sufficient revenue to cover these costs has led to reductions in personnel and services listed in Attachment 1.

### **Accomplishments**

In spite of its many challenges, HHSC continues to provide high quality healthcare to the island communities it serves and is making progress in key areas. The following are some of the major accomplishments over the past year:

- Successful implementation of Electronic Medical Records for Kauai, Kula and Lanai HHSC hospitals.

- Through hard work and preparation in each of the regions HHSC successfully navigated the transition to ICD-10 without loss of revenue
- Maui Memorial Medical Center (MMMC) is proud to be included in the 2016 U.S. News and World Report “Best Hospitals” issue. The hospital is ranked along with other national and Hawaii hospitals who have demonstrated commitment to quality improvement through the Get With The Guidelines program. MMMC received the Gold Plus Award for Heart Failure and the Gold Plus for Stroke as well as the Target Stroke Honor Roll Awards to be included in this high ranking.
- Kohala Hospital, Kauai Veterans Memorial Hospital, Leahi Hospital, Samuel Mahelona Memorial Hospital, and the Yukio Okutsu Veterans Care Home achieved the highest possible five-star rating from Medicare’s Nursing Home Compare website. Several other HHSC facilities received a four-star rating.
- The Centers for Medicare and Medicaid Services (CMS) scored Hilo Medical Center first among all hospitals in the State of Hawaii in the performance of preventing Hospital Acquired Conditions (HAC), placing it among the top 2% of the 3,308 hospitals across the nation involved in the CMS HAC Reduction Program.

### **Federal Funds**

HHSC’s primary source of federal funds is payment from the Medicare program which accounts for approximately 39% of HHSC’s gross revenues. CMS is determined to decrease hospital reimbursements which will be challenging for HHSC to mitigate. Our only recourse is to continue to seek efficiencies, maximize available reimbursement and grow services to bring in more revenue.

### **HHSC REQUEST**

#### **Emergency Appropriation**

Assuming that the Governor will release the 10% general fund restriction that it imposed in June 2015, **HHSC will not require an emergency appropriation in fiscal year 2016.** HHSC is only able to do this because of the contingency plans that were implemented across the system in fiscal year 2016, the relief from the budgeted 52% fringe benefit rate used in HHSC’s initial budget request and the additional \$21 million in general fund appropriations provided to HHSC by the Legislature for fiscal year 2016.

### **Fiscal Years 2017 Supplemental Budget Request**

#### **REVISED REQUEST**

Now that the Maui Transition Agreement has been executed, HHSC is able to revise its request for additional funds from \$47,531,000 to **\$21,000,000**. The reason for the drop



in the request is that Maui Region’s portion of HHSC’s initial funding request represented 42% of the total coupled with expected savings from at least six months of a 4% savings in the fringe benefit rate (48% instead of 52%). This means that HHSC as a whole is requesting from the Legislature **no more** than what it had provided HHSC in fiscal year 2016.

**INITIAL REQUEST TO BUDGET & FINANCE**

The Legislature appropriated \$86,440,000 in general fund appropriations for all of HHSC’s programs for fiscal year 2017, which is \$21,000,000 less than what was appropriated for fiscal year 2016. At the time the State Budget Instructions were issued, there were two other basic assumptions upon which this budget was built that were provided to HHSC by the State Department of Budget and Finance:

- 1) The budget request should be built assuming Maui Region is still with HHSC for all of fiscal year 2017. The impact of any official transition agreements between the State, HHSC, Maui Region, and Kaiser Permanente would be dealt with separately during the 2016 Legislative Session, should the need arise.
- 2) The fringe benefit rate used as a budget assumption should be 52%. The current fringe benefit rate in effect for all State Agencies is 42.99%

After factoring in these assumptions and the impact of already negotiated collective bargaining pay raises to take effect in fiscal year 2017, HHSC projected a cash flow deficit of approximately \$48,000,000.

The reasons for the cash flow deficit are as follows:

<b>Reason</b>	<b>\$ Impact</b>
Increase in fringe benefit rate to 52%	\$20M
Reduction in general fund appropriations	\$21M
Collective Bargaining Raises (net of general funds provided)	\$13M
Less: Annualized Impact of Contingency Plans and Strategic Pricing Initiatives	\$(6M)
<b>Total Reasons for Cash Flow Deficit</b>	<b>\$48M</b>

The impact of the fringe benefit rate assumption on HHSC’s budget cannot be overstated. For HHSC (excluding Maui Region), every **1%** increase in the fringe rate equates to approximately **\$1,900,000** in additional expense. If the current fringe benefit rate goes up to 48% as Budget & Finance has projected for the second half of fiscal year 2016, the 4% difference from the budgeted 52% rate could mean an additional **\$7,600,000** in expense savings to HHSC annually. As a result, it is clear that even the smallest change in the fringe benefit rate could make the difference between further service closures or not.

**Alternatives Considered**

HHSC believes that the challenges we face in maintaining and growing health services in a sustainable way cannot be resolved by the system in its current form. The best alternative for communities to receive the healthcare they deserve at the minimum cost to the State of Hawaii would be to find a private health system which would be interested in assuming operations of our hospitals. HHSC's boards believe a transition would allow HHSC's facilities to:

- Gain access to private capital to build and maintain infrastructure and address physical plant needs.
- Optimize clinical practice and expand access to specialty services.
- Implement private sector compensation packages to retain qualified medical service personnel.
- Reduce waste and obtain efficiencies of scale.
- Create a sustainable model of health care delivery that will lower costs and improve outcomes (quality).
- Reduce dependence on government subsidies.

Whether this is a viable solution for all our facilities and desired by the communities they serve is unknown at this time. It would be prudent to see how the Maui Region transition goes before seeking legislation to do further hospital transitions.

HHSC is continuously analyzing how to better meet the challenges of delivering vital health care to the communities it serves. In doing so, HHSC continues to evaluate its current operations to see where there may be opportunities for the system as a whole to operate more efficiently and effectively in providing accessible, high quality services that address the healthcare needs of Hawaii's unique island communities.

**ATTACHMENT 1**  
**HHSC SUMMARY OF COST SAVINGS AND REVENUE ENHANCEMENTS**

<b>Costs Savings/Revenue Enhancements</b>	<b>Projected Benefit</b>
<b><i>FY 15 Savings:</i></b>	
Staffing Cost Reductions	\$4,324,000
Bed Management Savings	\$1,194,000
Attrition/Retirement Savings	\$4,926,000
Reduction in Administrative Costs	\$1,120,000
Purchased Services/Supply Chain Savings	\$1,513,000
Elimination of Temporary/Open Positions	\$2,517,000
Maui Memorial Adolescent Psych Closure	\$708,000
Other Savings	\$929,000
<b><i>FY 15 Revenue Enhancements:</i></b>	
Reimbursement increases from commercial payor contract negotiations	\$8,875,000
Additional Revenue Revenue Cycle Process Improvement	\$2,570,000
Additional Revenue from Clinical Documentation Improvement	\$1,700,000
Expansion of Revenue-Generating Services	\$1,864,000
West Hawaii Region Huron consulting revenue enhancements	\$5,660,000
<b><i>FY 16 Savings:</i></b>	
<b><u>East Hawaii Region:</u></b> East Hawaii Region's contingency plan and savings are as follows: <ul style="list-style-type: none"> <li>• Closure of Hilo Medical Center home health services</li> <li>• Closure of one wing of adult psychiatry services at Hilo Medical Center</li> <li>• Closure of long-term care beds at all three facilities in the region</li> <li>• Reduction in workforce of 39 employees</li> </ul>	\$5,300,000
<b><u>West Hawaii Region:</u></b> West Hawaii Region's contingency plan and savings are as follows: <ul style="list-style-type: none"> <li>• Closure of 18-bed SNF unit</li> <li>• Reduction in workforce of 24 employees.</li> </ul>	\$2,000,000
<b><u>Kauai Region:</u></b> Kauai Region's contingency plan and savings are as follows: <ul style="list-style-type: none"> <li>• Reductions in HEPA emergency physicians</li> </ul>	\$2,600,000

<p>contracts</p> <ul style="list-style-type: none"> <li>• Reductions in locums contracts</li> <li>• Reduction in employed hospitalist services</li> <li>• Contracting for operating room and anesthesiology services</li> <li>• Reduction in workforce of 23 employees.</li> </ul>	
<p><b><u>Oahu Region:</u></b> Oahu Region’s contingency plan and savings are as follows:</p> <ul style="list-style-type: none"> <li>• Closure of one 38-bed wing at Leahi Hospital (25% of bed capacity)</li> <li>• Closure of one 38-bed wing at Maluhia (25% of bed capacity)</li> <li>• Reduction in workforce of 42 employees</li> </ul>	\$1,900,000
<p><b><u>Corporate Office:</u></b> Corporate Office’s contingency plan and savings are as follows:</p> <ul style="list-style-type: none"> <li>• Constrain full hiring of staff and use of consulting services for the EMR project</li> <li>• Other Administrative Reductions</li> </ul>	\$806,000
<b><i>FY 16 Revenue Enhancements:</i></b>	
Strategic Pricing Initiative	\$4,986,000 in FY 16; \$5,984,000 annually
East Hawaii Region additional revenue from clinical documentation initiative	\$1,950,000

Department of Health - Hawaii Health Systems Corporation  
 Prioritized List of Functions

Table 1

Priority	Description of Function	Activities	Prog ID(s)	Statutory Reference
	Refer to each Table 1 for priority list for the regions and Corporate Office. These are the statutory reference that governs HHSC.			
				Act 262 SLH 1996, Section 20. It is the intent of this Act that all rights, powers, functions, assets, and operations of the Division of community hospitals be conveyed to the HHSC, such that all of the activities and services of the division of community hospital be continued without interruption by the corporation.
				Act 290 SLH 2007 and Chapter 323F, HRS charge the HHSC corporate board of directors and the regional systems boards of directors to provide healthcare services to these communities.

Department of Health - Hawaii Health Systems Corporation  
 Prioritized List of Functions

Table 1

Priority	Description of Function	Activities	Prog ID(s)	Statutory Reference
				Act 182 SLH 2009 provides a process for any planned substantial reduction or elimination of direct patient services by the respective regional system boards of directors, unless legislation is enacted for reinstatement and continuation of the subject direct patient care services and includes an appropriation to adequately fund the mandated services.

Department of Health - Hawaii Health Systems Corporation  
 Prioritized List of Functions

Table 1

Priority	Description of Function	Activities	Prog ID(s)	Statutory Reference
				Federal Rural Hospital Flexibility Program (MRHFP). Created by Congress as part of the 1997 Balance Budget Act, Critical Access Hospitals (CAH) program is part of the MRHFP. Act 262, SLH 2007, Section 4 (amended subsection 346-59(a) HRS), requiring "payments to CAHs for service rendered to Medicaid beneficiaries shall be calculated on a cost basis using Medical reasonable cost principles."

Department of Health - Hawaii Health Systems Corporation  
 Prioritized List of Functions

Table 1

Priority	Description of Function	Activities	Prog ID(s)	Statutory Reference
				Section 325-78 HRS requires the State department of health to provide diagnostic, medical or treatment services relating to tuberculosis treatment or control. Leahi operates 11 beds for tuberculosis patients.



Department of Health - Hawaii Health Systems Corporation  
Prioritized List of Functions

Table 1

<u>Pri #</u>	<u>Description of Function</u>	<u>Activities</u>	<u>Prog ID(s)</u>	<u>Statutory Reference</u>
<b>Support Services Provided to all Facilities and Corporate Office</b>				
2	Administration	Governance Support for HHSC Corporate Board	HTH 210/LA	
2	Administration	Corporate Office Management	HTH 210/LA	
2	Administration	Corporate Compliance	HTH 210/LA	
2	Administration	Internal Audit	HTH 210/LA	
2	Administration	Affiliate Oversight	HTH 210/LA	
1	Administration	Crisis Communications (24 hours on call)	HTH 210/LA	
2	Administration	Corporate Quality	HTH 210/LA	
1	Finance, Budgeting, and Accounting	Finance – Financial Reporting & Management	HTH 210/LA	
1	Finance, Budgeting, and Accounting	Contract Management & Procurement	HTH 210/LA	
1	Finance, Budgeting, and Accounting	Revenue Management	HTH 210/LA	
1	Finance, Budgeting, and Accounting	Cost Report & Reimbursement	HTH 210/LA	
1	Finance, Budgeting, and Accounting	Charge Description Master Maintenance	HTH 210/LA	
1	Finance, Budgeting, and Accounting	Revenue Cycle Coordination and Resource	HTH 210/LA	
1	Information Technology	Financial, Clinical, Administrative Application Support and Training	HTH 210/LA	
1	Information Technology	Centralized Computer Center	HTH 210/LA	
1	Information Technology	Telecommunication and Data Networking	HTH 210/LA	
1	Information Technology	Video Teleconferencing	HTH 210/LA	
1	Information Technology	IT Project Management	HTH 210/LA	
1	Information Technology	IT Security	HTH 210/LA	
1	Information Technology	Infrastructure Monitoring and Helpdesk	HTH 210/LA	
1	Information Technology	Claims Submittal and Facility Report Generation	HTH 210/LA	
1	Human Resources	Coordination of System Personnel Function	HTH 210/LA	
1	Human Resources	Labor Relations	HTH 210/LA	
1	Human Resources	Workers Compensation Resolution	HTH 210/LA	
1	Human Resources	HR Classification & Compensation	HTH 210/LA	
1	Human Resources	HR Transactions	HTH 210/LA	
1	Human Resources	Recruitment/Employment	HTH 210/LA	
1	Human Resources	Employee Relations/Benefits	HTH 210/LA	

Department of Health - Hawaii Health Systems Corporation  
Prioritized List of Functions

Table 1

1	Human Resources	HR Training	HTH 210/LA
1	Human Resources	Human Resource Information System (Lawson)	HTH 210/LA
2	Legal Services	Legal Assistance – advice, transactions, representation	HTH 210/LA
2	Legal Services	Legislature	HTH 210/LA
2	Legal Services	Hospital Professional and General Liability Litigation Claims	HTH 210/LA
2	Legal Services	Directors and Officers and Employment Practices Liability Claims	HTH 210/LA
2	Legal Services	Risk Management	HTH 210/LA
2	Legal Services	Insurance Program	HTH 210/LA
2	Legal Services	Staff Regional/HHSC Policy Committee	HTH 210/LA

**NOTE: Eliminating specific corporate services in part or completely will require regional capacity**

Department of Health - Hawaii Health Systems Corporation  
 Prioritized List of Functions

Table 1

<u>Pri #</u>	<u>Description of Function</u>	<u>Activities</u>	<u>Prog ID(s)</u>	<u>Statutory Reference</u>
1	Hilo Medical Center	Acute care hospital Services	HTH 212/LS	
3	Hilo Medical Center	Skilled nursing/long term care services	HTH 212/LS	
1	Hilo Medical Center	24-hour physician staffed emergency services	HTH 212/LS	
1	Hilo Medical Center	Cardiology services	HTH 212/LS	
1	Hilo Medical Center	Inpatient dialysis	HTH 212/LS	
1	Hilo Medical Center	Maternity services	HTH 212/LS	
1	Hilo Medical Center	Gynecology services	HTH 212/LS	
1	Hilo Medical Center	Pediatric services	HTH 212/LS	
1	Hilo Medical Center	Adult psychiatric services	HTH 212/LS	
1	Hilo Medical Center	Radiology services	HTH 212/LS	
1	Hilo Medical Center	Urology services	HTH 212/LS	
1	Hilo Medical Center	Neurology services	HTH 212/LS	
2	Hilo Medical Center	Angiography and interventional radiology	HTH 212/LS	
3	Hilo Medical Center	Telemedicine	HTH 212/LS	
1	Hilo Medical Center	Surgical services	HTH 212/LS	
1	Hilo Medical Center	Subspecialty surgical services:Vascular	HTH 212/LS	
1	Hilo Medical Center	Subspecialty surgical services:Orthopedics	HTH 212/LS	
2	Hilo Medical Center	Subspecialty surgical services:Ophthalmology	HTH 212/LS	
1	Hilo Medical Center	Subspecialty surgical services:Otorhinolaryngology	HTH 212/LS	
1	Hilo Medical Center	Subspecialty surgical services:Urology	HTH 212/LS	
2	Hilo Medical Center	Physiatry	HTH 212/LS	
1	Hilo Medical Center	Wound and ostomy services	HTH 212/LS	
1	Hilo Medical Center	Endoscopy	HTH 212/LS	
2	Hilo Medical Center	Outpatient surgery clinic	HTH 212/LS	
1	Hilo Medical Center	Oncology	HTH 212/LS	
1	Hilo Medical Center	Pharmacy	HTH 212/LS	
1	Hilo Medical Center	EEG	HTH 212/LS	
1	Hilo Medical Center	Laboratory and blood bank services	HTH 212/LS	
2	Hilo Medical Center	Food and nutrition counseling	HTH 212/LS	
1	Hilo Medical Center	Rehab services:PT	HTH 212/LS	
1	Hilo Medical Center	Rehab services:OT	HTH 212/LS	
1	Hilo Medical Center	Rehab services:Speech	HTH 212/LS	
2	Hilo Medical Center	Rehab services:Recreational	HTH 212/LS	

Department of Health - Hawaii Health Systems Corporation  
 Prioritized List of Functions

Table 1

1	Hilo Medical Center	Respiratory therapy	HTH 212/LS
2	Hilo Medical Center	Social services	HTH 212/LS
1	Hale Ho'ola Hamakua	Critical access hospital services:acute	HTH 212/LS
1	Hale Ho'ola Hamakua	Critical access hospital services:long term care	HTH 212/LS
1	Hale Ho'ola Hamakua	24-hour emergency services	HTH 212/LS
1	Hale Ho'ola Hamakua	Inpatient services:Physical therapy	HTH 212/LS
1	Hale Ho'ola Hamakua	Inpatient services:Occupational therapy	HTH 212/LS
1	Hale Ho'ola Hamakua	Inpatient services:Speech therapy	HTH 212/LS
1	Hale Ho'ola Hamakua	Inpatient services:Social services	HTH 212/LS
1	Hale Ho'ola Hamakua	Inpatient services:Radiology	HTH 212/LS
1	Hale Ho'ola Hamakua	Inpatient services:Laboratory	HTH 212/LS
2	Hale Ho'ola Hamakua	Outpatient services:Laboratory	HTH 212/LS
2	Hale Ho'ola Hamakua	Outpatient services:Radiology	HTH 212/LS
1	Hale Ho'ola Hamakua	Nutrition services	HTH 212/LS
3	Hale Ho'ola Hamakua	Volunteer services	HTH 212/LS
1	Kau Hospital	Critical access hospital services:acute	HTH 212/LS
1	Kau Hospital	Critical access hospital services:long term care (only LTC in Kau)	HTH 212/LS
1	Kau Hospital	24-hour emergency services	HTH 212/LS
1	Kau Hospital	Inpatient services:Radiology	HTH 212/LS
1	Kau Hospital	Inpatient services:Physical therapy	HTH 212/LS
1	Kau Hospital	Inpatient services:Laboratory	HTH 212/LS
1	Kau Hospital	Outpatient services:Laboratory	HTH 212/LS
1	Kau Hospital	Outpatient services:Radiology	HTH 212/LS
2	Kau Hospital	Adult Day Hospital	HTH 212/LS
1	Kau Hospital	Primary care clinic:Family practice (medically underserved area)	HTH 212/LS

Department of Health - Hawaii Health Systems Corporation  
 Prioritized List of Functions

Table 1

<u>Pri #</u>	<u>Description of Function</u>	<u>Activities</u>	<u>Prog ID(s)</u>	<u>Statutory Reference</u>
1	Kona Community Hospital	Acute care Services	HTH 212/LS	
2	Kona Community Hospital	Behavioral health	HTH 212/LS	
1	Kona Community Hospital	Cardiology (Diagnostic)	HTH 212/LS	
2	Kona Community Hospital	Case Management	HTH 212/LS	
2	Kona Community Hospital	Chemotherapy	HTH 212/LS	
1	Kona Community Hospital	Emergency services	HTH 212/LS	
1	Kona Community Hospital	ICU	HTH 212/LS	
1	Kona Community Hospital	Laboratory & Pathology	HTH 212/LS	
1	Kona Community Hospital	Medical/surgical	HTH 212/LS	
1	Kona Community Hospital	Obstetrics/gynecology	HTH 212/LS	
1	Kona Community Hospital	Pharmacy	HTH 212/LS	
1	Kona Community Hospital	Phys/Occ/Speech therapy	HTH 212/LS	
2	Kona Community Hospital	Radiation therapy	HTH 212/LS	
1	Kona Community Hospital	Radiology	HTH 212/LS	
1	Kona Community Hospital	Respiratory therapy	HTH 212/LS	
2	Kona Community Hospital	Social Services	HTH 212/LS	
2	Kona Community Hospital	Utilization Review	HTH 212/LS	
1	Kohala Hospital	Acute Care Services	HTH 212/LS	
1	Kohala Hospital	Emergency services	HTH 212/LS	
1	Kohala Hospital	Laboratory	HTH 212/LS	
2	Kohala Hospital	Long term care	HTH 212/LS	
1	Kohala Hospital	Radiology	HTH 212/LS	

Department of Health - Hawaii Health Systems Corporation  
 Prioritized List of Functions

Table 1

<u>Pri #</u>	<u>Description of Function</u>	<u>Activities</u>	<u>Prog ID(s)</u>	<u>Statutory Reference</u>
1	Maui Memorial Medical Center	Acute care hospital Services	HTH212/LS	
3	Maui Memorial Medical Center	Skilled nursing/long term care services	HTH212/LS	
1	Maui Memorial Medical Center	24-hour physician staffed emergency services	HTH212/LS	
1	Maui Memorial Medical Center	Cardiology services	HTH212/LS	
1	Maui Memorial Medical Center	Inpatient dialysis	HTH212/LS	
1	Maui Memorial Medical Center	Maternity services	HTH212/LS	
1	Maui Memorial Medical Center	Gynecology services	HTH212/LS	
1	Maui Memorial Medical Center	Pediatric services	HTH212/LS	
1	Maui Memorial Medical Center	Adult psychiatric services - inpatient	HTH212/LS	
	Maui Memorial Medical Center	Adult psychiatric services - outpatient (Although ranked as 2, outpatient services help support the financial viability of the inpatient services)	HTH212/LS	
2				
1	Maui Memorial Medical Center	Adolescent psychiatric services - inpatient	HTH212/LS	
	Maui Memorial Medical Center	Adolescent psychiatric services - outpatient (Although ranked as 2, outpatient services help support the financial viability of the inpatient services.	HTH212/LS	
2				
1	Maui Memorial Medical Center	Radiology services	HTH212/LS	
1	Maui Memorial Medical Center	Urology services	HTH212/LS	
1	Maui Memorial Medical Center	Neurology services	HTH212/LS	
1	Maui Memorial Medical Center	Angiography and interventional radiology	HTH212/LS	
3	Maui Memorial Medical Center	Telemedicine	HTH212/LS	
1	Maui Memorial Medical Center	Surgical services	HTH212/LS	
1	Maui Memorial Medical Center	Subspecialty surgical services:Vascular	HTH212/LS	
1	Maui Memorial Medical Center	Subspecialty surgical services:Orthopedics	HTH212/LS	
1	Maui Memorial Medical Center	Subspecialty surgical services:Ophthalmology	HTH212/LS	
1	Maui Memorial Medical Center	Subspecialty surgical services:Otorhinolaryngology	HTH212/LS	
1	Maui Memorial Medical Center	Subspecialty surgical services:Urology	HTH212/LS	
1	Maui Memorial Medical Center	Physiatry	HTH212/LS	
1	Maui Memorial Medical Center	Wound and ostomy services	HTH212/LS	
1	Maui Memorial Medical Center	Endoscopy	HTH212/LS	
1	Maui Memorial Medical Center	Oncology - inpatient	HTH212/LS	
1	Maui Memorial Medical Center	Oncology - outpatient	HTH212/LS	
1	Maui Memorial Medical Center	Pharmacy	HTH212/LS	

Department of Health - Hawaii Health Systems Corporation  
 Prioritized List of Functions

Table 1

1	Maui Memorial Medical Center	EEG	HTH212/LS
1	Maui Memorial Medical Center	Laboratory and blood bank services	HTH212/LS
1	Maui Memorial Medical Center	Food and nutrition counseling	HTH212/LS
1	Maui Memorial Medical Center	Rehab services:PT	HTH212/LS
1	Maui Memorial Medical Center	Rehab services:OT	HTH212/LS
1	Maui Memorial Medical Center	Rehab services:Speech	HTH212/LS
2	Maui Memorial Medical Center	Rehab services:Recreational	HTH212/LS
1	Maui Memorial Medical Center	Respiratory therapy	HTH212/LS
1	Maui Memorial Medical Center	Social services	HTH212/LS
1	Kula Hospital	Critical access hospital services:acute	HTH212/LS
1	Kula Hospital	Critical access hospital services:long term care	HTH212/LS
1	Kula Hospital	24-hour emergency services	HTH212/LS
1	Kula Hospital	Inpatient services:Physical therapy	HTH212/LS
1	Kula Hospital	Inpatient services:Occupational therapy	HTH212/LS
1	Kula Hospital	Inpatient services:Speech therapy	HTH212/LS
1	Kula Hospital	Inpatient services:Social services	HTH212/LS
1	Kula Hospital	Inpatient services:Radiology	HTH212/LS
1	Kula Hospital	Inpatient services:Laboratory	HTH212/LS
2	Kula Hospital	Outpatient services:Clinic	HTH212/LS
2	Kula Hospital	Outpatient services:Laboratory	HTH212/LS
2	Kula Hospital	Outpatient services:Radiology	HTH212/LS
1	Kula Hospital	Nutrition services	HTH212/LS
2	Kula Hospital	Volunteer services	HTH212/LS
1	Lanai Community Hospital	Critical access hospital services:acute	HTH212/LS
1	Lanai Community Hospital	Critical access hospital services:long term care	HTH212/LS
1	Lanai Community Hospital	24-hour emergency services	HTH212/LS
1	Lanai Community Hospital	Inpatient services:Physical therapy	HTH212/LS
1	Lanai Community Hospital	Inpatient services:Occupational therapy	HTH212/LS
1	Lanai Community Hospital	Inpatient services:Speech therapy	HTH212/LS
1	Lanai Community Hospital	Inpatient services:Social services	HTH212/LS

Department of Health - Hawaii Health Systems Corporation  
Prioritized List of Functions

Table 1

1	Lanai Community Hospital	Inpatient services:Radiology	HTH212/LS
1	Lanai Community Hospital	Inpatient services:Laboratory	HTH212/LS
2	Lanai Community Hospital	Outpatient services:Laboratory	HTH212/LS
2	Lanai Community Hospital	Outpatient services:Radiology	HTH212/LS
1	Lanai Community Hospital	Nutrition services	HTH212/LS
2	Lanai Community Hospital	Volunteer services	HTH212/LS



Department of Health - Hawaii Health Systems Corporation  
 Prioritized List of Functions

Table 1

<u>Pri #</u>	<u>Description of Function</u>	<u>Activities</u>	<u>Prog ID(s)</u>	<u>Statutory Reference</u>
1	Kauai Veterans Memorial Hospital	Acute care (critical access hospital)	HTH 212/LS	
1	Kauai Veterans Memorial Hospital	Skilled nursing services	HTH 212/LS	
1	Kauai Veterans Memorial Hospital	Intermediate care services	HTH 212/LS	
1	Kauai Veterans Memorial Hospital	Medical/Surgical	HTH 212/LS	
1	Kauai Veterans Memorial Hospital	Obstetrics/Gynecology	HTH 212/LS	
1	Kauai Veterans Memorial Hospital	ICU	HTH 212/LS	
3	Kauai Veterans Memorial Hospital	Telemedicine	HTH 212/LS	
1	Kauai Veterans Memorial Hospital	Physical therapy	HTH 212/LS	
1	Kauai Veterans Memorial Hospital	Occupation therapy	HTH 212/LS	
1	Kauai Veterans Memorial Hospital	Laboratory & Pathology Services	HTH 212/LS	
1	Kauai Veterans Memorial Hospital	Radiology Services	HTH 212/LS	
1	Kauai Veterans Memorial Hospital	Social Services	HTH 212/LS	
2	Kauai Veterans Memorial Hospital	Recreation therapy	HTH 212/LS	
1	Kauai Veterans Memorial Hospital	Respiratory therapy	HTH 212/LS	
1	Kauai Veterans Memorial Hospital	Surgery	HTH 212/LS	
1	Kauai Veterans Memorial Hospital	Subspecialty-Orthopedics	HTH 212/LS	
1	Kauai Veterans Memorial Hospital	Subspecialty-Ophthalmology	HTH 212/LS	
1	Kauai Veterans Memorial Hospital	Endoscopy	HTH 212/LS	
1	Kauai Veterans Memorial Hospital	Pharmacy	HTH 212/LS	
1	Kauai Veterans Memorial Hospital	Nutrition Services	HTH 212/LS	
1	Kauai Veterans Memorial Hospital	Outpatient surgery	HTH 212/LS	
2	Samuel Mahelona Memorial Hospital	Acute care (critical access hospital)	HTH 212/LS	
1	Samuel Mahelona Memorial Hospital	Psychiatric services	HTH 212/LS	
1	Samuel Mahelona Memorial Hospital	Skilled nursing services	HTH 212/LS	
1	Samuel Mahelona Memorial Hospital	Intermediate care services	HTH 212/LS	
3	Samuel Mahelona Memorial Hospital	Telemedicine	HTH 212/LS	
1	Samuel Mahelona Memorial Hospital	Physical therapy	HTH 212/LS	
1	Samuel Mahelona Memorial Hospital	Occupation therapy	HTH 212/LS	
1	Samuel Mahelona Memorial Hospital	Laboratory & Pathology Services	HTH 212/LS	
1	Samuel Mahelona Memorial Hospital	Radiology Services	HTH 212/LS	
1	Samuel Mahelona Memorial Hospital	Social Services	HTH 212/LS	

Department of Health - Hawaii Health Systems Corporation  
Prioritized List of Functions

Table 1

2	Samuel Mahelona Memorial Hospital	Recreation therapy	HTH 212/LS
1	Samuel Mahelona Memorial Hospital	Pharmacy	HTH 212/LS
1	Samuel Mahelona Memorial Hospital	Nutrition Services	HTH 212/LS

Department of Health - Hawaii Health Systems Corporation  
 Prioritized List of Functions

Table 1

<u>Pri #</u>	<u>Description of Function</u>	<u>Activities</u>	<u>Prog ID(s)</u>	<u>Statutory Reference</u>
3	Leahi Hospital (note 1)	TB	HTH212/LS	
1	Leahi Hospital - Long-term Care	SNF/ICF	HTH212/LS	
2	Leahi Hospital - Ancillary Services (note 2)	PT & OT	HTH212/LS	
2	Leahi Hospital - Ancillary Services (note 2)	X-ray	HTH212/LS	
2	Leahi Hospital - Ancillary Services (note 2)	Adult Day Health	HTH212/LS	
1	Maluhia - Long-term Care	SNF/ICF	HTH212/LS	
2	Maluhia - Ancillary Services (note 2)	PT & OT	HTH212/LS	
2	Maluhia - Ancillary Services (note 2)	X-ray	HTH212/LS	
2	Maluhia - Ancillary Services (note 2)	Adult Day Health	HTH212/LS	
3	Maluhia - Ancillary Services (note 3)	Clinics	HTH212/LS	

Note 1 - Although TB services are required by law, admissions have been steadily declining in recent years. There was only a total of 3 admissions in FY'15.

Note 2 - These services can be contracted out.

Note 3 - This service can be provided by or partner with other Agency or Entity.

Department of Health - Hawaii Health Systems Corporation  
Department-Wide Totals

Table 2

<b>Fiscal Year 2016</b>				
<b>Act 119/15 Appropriation</b>	<b>Restriction</b>	<b>Emergency Appropriations</b>	<b>Total FY16</b>	<b>MOF</b>
			\$ -	
\$ 107,440,000.00	\$ (10,644,000.00)		\$ 96,796,000.00	A
\$ 556,636,816.00			\$ 556,636,816.00	B
			\$ -	
			\$ -	
			\$ -	
<b>\$ 664,076,816.00</b>	<b>\$ (10,644,000.00)</b>	<b>\$ -</b>	<b>\$ 653,432,816.00</b>	<b>Total</b>
<b>Fiscal Year 2017</b>				
<b>Act 119/15 Appropriation</b>	<b>Reductions</b>	<b>Additions</b>	<b>Total FY17</b>	<b>MOF</b>
			\$ -	
			\$ -	
\$ 86,440,000.00			\$ 86,440,000.00	A
\$ 562,579,754.00			\$ 562,579,754.00	B
			\$ -	
			\$ -	
<b>\$ 649,019,754.00</b>	<b>\$ -</b>	<b>\$ -</b>	<b>\$ 649,019,754.00</b>	<b>Total</b>

Department of Health - Hawaii Health Systems Corporation  
Program ID Totals

Table 3

Prog ID	Program Title	MOF	As budgeted by Act 119/15 (FY16)			Governor's Submittal (FY17)			Percent Change of \$\$\$\$
			Pos (P)	Pos (T)	\$\$\$	Pos (P)	Pos (T)	\$\$\$	
HTH 210	Hawaii Health Systems Corporation - Corporate Office	B	54.50		\$ 12,509,280	54.50		\$ 12,509,280	0
HTH 211	Kahuku Hospital	A			\$ 1,500,000			\$ 1,500,000	0
HTH 212	Hawaii Health Systems Corpotion - Regions	A			\$ 105,940,000			\$ 84,940,000	-0.19823
HTH 212	Hawaii Health Systems Corpotion - Regions	B	2,780.75		\$ 541,627,536	2,780.75		\$ 547,570,474	0.01097
HTH 213	Alii Community Care	B			\$ 2,500,000			\$ 2,500,000	0

Department of Health - Hawaii Health Systems Corporation  
Budget Decisions

Table 4

Prog ID	Sub-Org	Description of Request	MOF	Initial Department Request FY17			Budget & Finance Recommendation FY17			Governor's Decision FY17		
				Pos (P)	Pos (T)	\$\$\$	Pos (P)	Pos (T)	\$\$\$	Pos (P)	Pos (T)	\$\$\$
HTH 212	LS	General Fund Subsidy - HHSC Regions	A			\$ 47,531,000			\$ -			\$ -

Department of Health - Hawaii Health Systems Corporation  
Proposed Budget Reductions

Table 5

Prog ID	Sub-Org	Description of Reduction	Impact of Reduction	MOF	FY17			FY16 Restriction (Y/N)
					Pos (P)	Pos (T)	\$\$\$	
		N/A						

Department of Health - Hawaii Health Systems Corporation  
Proposed Budget Additions

Table 6

Prog ID	Sub-Org	Addition Type	Prog ID Priority	Dept-Wide Priority	Description of Addition	Justification	MOF	FY17		
								Pos (P)	Pos (T)	\$\$\$
					None					



Department of Health - Hawaii Health Systems Corporation  
 FY16 Restrictions

Table 7

<u>Prog ID</u>	<u>Sub-Org</u>	<u>MOF</u>	<u>Budgeted by Dept</u>	<u>Restriction</u>	<u>Difference Between Budgeted &amp; Restricted</u>	<u>Percent Difference</u>	<u>Impact</u>
HTH 211	LR	A	105,940,000	\$ 10,495,396	\$ 95,444,604	10%	HHSC will not be able to continue operations through the end of the fiscal year 2016 given the current level of general fund appropriation.
HTH 212	LS	A	1,500,000	\$ 148,604	\$ 1,351,396	10%	Kahuku will not be able to continue operations through the end of the fiscal year 2016 given the current level of general fund appropriation.

Department of Health - Hawaii Health Systems Corporation  
 Emergency Appropriation Requests

Table 8

<u>Prog ID</u>	<u>Description of Request</u>	<u>Explanation of Request</u>	<u>MOF</u>	<u>Pos (P)</u>	<u>Pos (T)</u>	<u>\$\$\$</u>
	None					

Department of Health - Hawaii Health Systems Corporation  
 Expenditures Exceeding Appropriation Ceilings in FY15 and FY16

Table 9

<u>Prog ID</u>	<u>MOF</u>	<u>Date</u>	<u>Appropriation</u>	<u>Amount Exceeding Appropriation</u>	<u>Percent Exceeded</u>	<u>Reason for Exceeding Ceiling</u>	<u>Legal Authority</u>	<u>Recurring (Y/N)</u>	<u>GF Impact (Y/N)</u>
						None			

Department of Health - Hawaii Health Systems Corporation  
 Intradepartmental Transfers in FY15 and FY16

Table 10

<u>Actual or Anticipated Date of Transfer</u>	<u>MOF</u>	<u>Pos (P)</u>	<u>Pos (T)</u>	<u>\$\$\$</u>	<u>From Prog ID</u>	<u>Percent of Program ID Appropriation Transferred From</u>	<u>To Prog ID</u>	<u>Percent of Receiving Program ID Appropriation</u>	<u>Reason for Transfer</u>	<u>Recurring (Y/N)</u>
None										



Department of xxx  
Table 11 Instructions

Table 11

COLUMN	DATA ELEMENT	DEFINITION
A	State Expending Agency	State entity authorized to expend the funds as authorized by the appropriation or as delegated by the Governor. Select from drop-down menu. See legend below.
B	Program I.D.	The unique identifier for the specific program responsible for carrying out the program consisting of the abbreviation for the State entity followed by the organization number for the program. <b>Format: XXX###</b>
C	Award Number	The identifying number assigned by the awarding Federal Agency, such as the federal grant number, federal contract number or the federal loan number that appears in the federal award document.
D	CFDA No.	The number associated with the published description of Federal assistance program in the Catalog of Federal Domestic Assistance. Only applies to grants and loans. A list of CFDA codes can be searched at: <a href="https://www.cfda.gov/index?s=program&amp;tab=list&amp;mode=list">https://www.cfda.gov/index?s=program&amp;tab=list&amp;mode=list</a> <b>Format: ##.###.</b>
E	Award Description	Award title and description with purpose of funding action.
F	Awarding Federal Agency	Name of the federal agency that awarded and administers the award on behalf of the funding agency. Select from drop-down menu. See agency list below.
G	Award Amount	For Grants: The total amount of the award. For Loans: The total amount of the loan obligated by the Federal Agency; the face value of the loan. For Contracts: The total amount obligated by the Federal Agency.
H	Award Amount Allocated to the Program ID in Column B	Enter the portion of the total award amount allocated to this Program ID. For example, if a federal award in the amount of \$500 is allocated to only AGR100, the "Award Amount" and the "Award Amount Allocated to the Pgm ID in Column B" would both be \$500. However, if the \$500 will be allocated to AGR100, AGR200 and AGR300, in the amounts of \$100, \$250 and \$150, respectively, the "Award Amount" would be the \$500 for all three program IDs but the "Award Amount Allocated to the Pgm ID in Column B" would be \$100 for AGR100, \$250 for AGR200 and \$150 for AGR300.
I	State Appropriation Symbol	The account number established in FAMIS. The appropriation account is a combination of 4 fields: Fund Type, Fiscal Year, Appropriation Account Number, and Dept. Code. If an award has appropriation symbols for multiple fiscal years, enter the symbol for the first fiscal year. <b>Format: X-YY-###-X</b>
J	State Fund Match (If Any)	The amount of state funds necessary to match the award.
K	Contact Name	Name of the individual at the program level responsible for performance of the award.
L	Contact Phone No.	Phone no. of the individual at the program level responsible for performance of the award.
M	Contact Email	Email of the individual at the program level responsible for performance of the award.
	<b>LEGEND:</b>	
	<b>State Expending Agency</b>	
A (AGR)	Department of Agriculture	
B (BED)	Department of Business, Economic Dev & Tourism	
C (LNR)	Department of Land and Natural Resources	
D (TRN)	Department of Transportation	
E (EDN)	Department of Education	
F (UOH)	University of Hawaii	

Department of xxx  
Table 11 Instructions

Table 11

G (DEF)	Department of Defense	
H (HTH)	Department of Health	
I (HHL)	Department of Hawaiian Home Lands	
J (JUD)	Judiciary	
K (HMS)	Department of Human Services	
L (LBR)	Department of Labor and Industrial Relations	
M (AGS)	Department of Accounting and General Services	
N (ATG)	Department of Attorney General	
O (BUF)	Department of Budget and Finance	
P (HRD)	Department of Human Resources Development	
Q (GOV)	Office of the Governor	
R (CCA)	Department of Commerce and Consumer Affairs	
S (LTG)	Office of the Lieutenant Governor	
T (TAX)	Department of Taxation	
V1 (PSD)	Department of Public Safety	
Z1 (OHA)	Office of Hawaiian Affairs	
	<b>Federal Agency</b>	
	Dept. of Agriculture	
	Dept. of Commerce	
	Dept. of Defense	
	Dept. of Education	
	Dept. of Energy	
	Dept. of Health and Human Services	
	Dept. of Homeland Security	
	Dept. of Housing and Urban Development	
	Dept. of Justice	
	Dept. of Labor	
	Dept. of State	
	Dept. of the Interior	
	Dept. of the Treasury	
	Dept. of Transportation	
	Dept. of Veterans Affairs	
	Corporation for National & Community Svc	
	Environmental Protection Agency	
	General Services Administration	
	NASA	
	National Science Foundation	
	Nuclear Regulatory Commission	
	Office of Personnel Management	
	Small Business Administration	
	Social Security Administration	
	U.S. Agency for International Development	

Department of Health - Hawaii Health Systems Corporation  
Non-General Funds

Table 12

<u>Name of Fund</u>	<u>Purpose</u>	<u>Statutory Reference</u>	<u>MOF</u>	<u>Beginning FY16 Unencumbered Cash Balance</u>	<u>Estimated FY16 Revenues</u>	<u>Estimated FY16 Expenditures and Encumbrances</u>	<u>Estimated FY16 Net Transfers</u>	<u>Estimated FY16 Ending Unencumbered Cash Balance</u>	<u>Balance in Excess of Program Needs</u>
Cummulative Total of Hospitals	Healthcare	Section 323F-7	B	\$ 85,133,000	\$ 572,436,000	\$ 682,392,000	\$ 107,865,000	\$ 83,042,000	
Hilo Medical Center		Section 323F-7	B						
Hale Ho'ola Hamakua		Section 323F-7	B						
Kau Hospital		Section 323F-7	B						
Kohala Hospital		Section 323F-7	B						
Kona Community Hospital		Section 323F-7	B						
Maui Memorial Medical Center		Section 323F-7	B						
Kula Hospital		Section 323F-7	B						
Lanai Community Hospital		Section 323F-7	B						
Kauai Veterans Memorial Hospital		Section 323F-7	B						
Samuel Mahelona Memorial Hospital		Section 323F-7	B						
Leahi Hospital		Section 323F-7	B						
Maluhia		Section 323F-7	B						
Kahuku Medical Center									
Alii Community Care									
Weinberg Grant Fund		Section 323F-7	T	\$ 44,383	\$ 9	\$ 175	\$ -	\$ 44,217	
Leahi Hospital, Salary Overpayment		Section 323F-7	T	\$ 9,000	\$ -	\$ -	\$ -	\$ 9,000	
Patients' Safekeeping (Kona & Leahi)		Section 323F-7	T	\$ 86,000	\$ -	\$ -	\$ -	\$ 86,000	
Donations, Gifts, and Grant (Maluhia, Hamakua, SMMH, Kau & KVMH)		Section 323F-7	T	\$ 36,000	\$ -	\$ -	\$ -	\$ 36,000	



Department of Health - Hawaii Health Systems Corporation  
Vacancy Report as of November 30, 2015

Table 13

Prog ID	Sub-Org	Date of Vacancy	Expected Fill Date	Position Number	Position Title	Exempt (Y/N)	SR Level	BU Code	Perm Temp (P/T)	FTE	MOF	Budgeted Amount	Actual Salary Last Paid	Authority to Hire (Y/N)	Occupied by 89 Day Hire (Y/N)	# of 89 Hire Appts	Describe if Filled by other Means	Priority # to Retain
HTH 212	LS	10/17/2015	12/14/2015	20330	COOK II	N	BC8	1	P	1	B	\$ 45,924	\$ 45,924.00					
HTH 212	LS	10/1/2015	12/7/2015	20337	ASSISTANT TO THE DIETITIAN	N	BC3	1	P	1	B	\$ 37,716	\$ 36,972.00					
HTH 212	LS	11/16/2015	no selection	20338	KITCHEN HELPER	N	BC2	1	P	1	B	\$ 36,684	\$ 35,256.00					
HTH 212	LS	10/19/2015	no selection	20402	LAUNDRY WORKER I	N	BC3	1	P	1	B	\$ 37,716	\$ 34,164.00					
HTH 212	LS	12/31/2014	12/16/2015	20415	BIOMED ENG TECH III	N	BC14	1	P	1	B	\$ 59,112	\$ 67,224.00					
HTH 212	LS	11/27/2012	No recruitment	20477	REGISTERED PROF NURSE V	N	SR23	29	P	1	B	\$ 96,168	\$ 88,656.00					
HTH 212	LS	11/27/2015	REC CXL	20486	REGISTERED PROF NURSE III	N	SR20	9	P	0.9	B	\$ 75,481	\$ 93,700.80					
HTH 212	LS	5/30/2015	1/16/2016	20531	REGISTERED PROF NURSE III	N	SR20	9	P	0.9	B	\$ 75,481	\$ -					
HTH 212	LS	6/5/2015	no selection	20558	STOREKEEPER I	N	SR11	3	P	1	B	\$ 29,988	\$ 30,012.00					
HTH 212	LS	9/20/2014	Not in Rec	20560	LICENSED PRACTICAL NURSE EN	N	HE6	10	P	0.9	B	\$ 36,148	\$ 19,278.00					
HTH 212	LS	10/26/2015	REC CXL	20567	LICENSED PRACTICAL NURSE FP	N	HE8	10	P	1	B	\$ 43,440	\$ 43,440.00					
HTH 212	LS	8/1/2015	Filled- 12/14/2015	20579	NURSE AIDE ENTRY	N	HE2	10	P	0.6	B	\$ 21,744	\$ 36,060.00					
HTH 212	LS	10/5/2015	no selection	20639	STORES CLERK II	N	SR8	3	P	1	B	\$ 26,700	\$ 26,700.00					
HTH 212	LS	11/2/2015	REC CXL	20670	LICENSED PRACTICAL NURSE FP	N	HE8	10	P	0.5	B	\$ 21,720	\$ 43,404.00					
HTH 212	LS	3/29/2014	no selection	20694	CODER II	N	SR13	3	P	1	B	\$ 32,460	\$ 41,568.00					
HTH 212	LS	11/27/2015	2/16/2016	22984	REGISTERED PROF NURSE III	N	SR20	9	P	1	B	\$ 83,868	\$ 104,112.00					
HTH 212	LS	3/20/2015	no selection	24915	IMAGING SPECIALIST II	N	SR18	13	P	1	B	\$ 40,548	\$ 52,284.00					
HTH 212	LS	11/16/2012	no selection	26530	OCCUPATIONAL THERAPIST III	N	SR20	13	P	1	B	\$ 43,812	\$ 35,568.00					
HTH 212	LS	7/18/2015	Not in recruit	26591	PHYSICAL THERAPIST III	N	SR20	13	P	1	B	\$ 43,812	\$ 62,400.00					
HTH 212	LS	11/3/2014	no selection	27316	ACCOUNT CLERK III	N	SR11	3	P	1	B	\$ 29,988	\$ 30,036.00					
HTH 212	LS	8/1/2015	no selection	31160	RESPIRATORY THERAPY TECH F	N	HE12	10	P	1	B	\$ 55,176	\$ 66,444.00					
HTH 212	LS	10/4/2015	no selection	33107	RESPIRATORY THERAPY TECH F	N	HE12	10	P	1	B	\$ 55,176	\$ 52,956.00					
HTH 212	LS	5/3/2010	no selection	33926	RESPIRATORY THERAPY TECH E	N	HE10	10	P	0.5	B	\$ 25,464	\$ 16,368.00					
HTH 212	LS	11/1/2015	12/21/2015	38487	CLERK IV	N	SR10	3	P	0.5	B	\$ 14,436	\$ 28,872.00					
HTH 212	LS	7/1/2015	12/28/2015	41855	HEALTH INFO CLK I	N	SR8	3	P	0.5	B	\$ 13,350	\$ 28,572.00					
HTH 212	LS	7/18/2015	no selection	42073	ELECTRICIAN I	N	BC10	1	P	1	B	\$ 51,048	\$ 55,080.00					
HTH 212	LS	11/16/2015	Filled- 12/9/2015+ E43	44746	PSYCHIATRIC AIDE FP	N	HE6	10	P	1	B	\$ 40,164	\$ 40,164.00					
HTH 212	LS	8/1/2015	1/16/2016	44747	CERTIFIED NURSE AIDE FP	N	HE4	10	P	0.5	B	\$ 18,756	\$ 36,240.00					
HTH 212	LS	8/4/2015	no selection	44974	HUMAN RESOURCES SPECIALIST	N	SR24	73	P	1	B	\$ 53,364	\$ 55,488.00					
HTH 212	LS	11/2/2015	Not in Rec	47246	CLERK IV	N	SR10	3	P	1	B	\$ 28,872	\$ 29,988.00					
HTH 212	LS	10/1/2015	No recruitment	47604	CODER III	N	SR17	3	P	1	B	\$ 37,980	\$ 62,016.00					
HTH 212	LS	10/4/2015	Not in Rec	48566	REGISTERED PROF NURSE III	N	SR20	9	P	0.9	B	\$ 75,481	\$ 84,898.80					
HTH 212	LS	10/13/2015	12/14/2015	49463	CERTIFIED NURSE AIDE FP	N	HE4	10	P	1	B	\$ 37,512	\$ 37,512.00					
HTH 212	LS	11/11/2015	12/14/2015	49465	KITCHEN HELPER	N	BC2	1	P	1	B	\$ 36,684	\$ 36,684.00					
HTH 212	LS	11/14/2015	2/16/2016	50230	SOCIAL WORKER IV	N	SR22	13	P	1	B	\$ 47,400	\$ 53,724.00					
HTH 212	LS	8/20/2015	not in recruit	50233	ENVIRON SVCS WKR II	N	BC2	1	P	1	B	\$ 36,684	\$ 35,964.00					
HTH 212	LS	10/1/2015	REC CXL	53881	REGISTERED PROF NURSE III	N	SR20	9	P	0.9	B	\$ 75,481	\$ 89,197.20					
HTH 212	LS	7/18/2015	1/16/2016	54179	NURSE AIDE FP	N	HE4	10	P	1	B	\$ 37,512	\$ 33,780.00					
HTH 212	LS	3/1/2015	2/16/2016	54221	REGISTERED PROF NURSE III	N	SR20	9	P	0.8	B	\$ 67,094	\$ 72,566.40					
HTH 212	LS	4/1/2015	REC CXL	54255	REGISTERED PROF NURSE III	N	SR20	9	P	0.9	B	\$ 75,481	\$ 58,692.00					

Department of Health - Hawaii Health Systems Corporation  
Vacancy Report as of November 30, 2015

Table 13

Prog ID	Sub-Org	Date of Vacancy	Expected Fill Date	Position Number	Position Title	Exempt (Y/N)	SR Level	BU Code	Perm Temp (P/T)	FTE	MOF	Budgeted Amount	Actual Salary Last Paid	Authority to Hire (Y/N)	Occupied by 89 Day Hire (Y/N)	# of 89 Hire Appts	Describe if Filled by other Means	Priority # to Retain
HTH 212	LS	11/13/2015	2/15/2016	54271	REGISTERED PROF NURSE III	N	SR20	9	P	1	B	\$ 83,868	\$ 94,332.00					
HTH 212	LS	5/1/2015	no selection	54406	IMAGING SPECIALIST IV	N	SR22	13	P	1	B	\$ 47,400	\$ 78,252.00					
HTH 212	LS	10/1/2015	Filled- 12/14/2015	54434	REGISTERED PROF NURSE III	N	SR20	9	P	0.9	B	\$ 75,481	\$ 87,015.60					
HTH 212	LS	7/16/2015	Not in Rec	54439	REGISTERED PROF NURSE III	N	SR20	9	P	1	B	\$ 83,868	\$ 70,092.00					
HTH 212	LS	7/3/2015	no selection	54704	REVENUE CYCLE ANALYST V	N	SR24	13	P	1	B	\$ 51,312	\$ 64,920.00					
HTH 212	LS	8/6/2014	no selection	54992	RECREATIONAL THERAPIST III	N	SR20	13	P	0.8	B	\$ 35,050	\$ 47,440.80					
HTH 212	LS	9/2/2015	REC CXL	55072	LICENSED PRACTICAL NURSE FP	N	HE8	10	P	1	B	\$ 43,440	\$ 43,440.00					
HTH 212	LS	7/4/2015	no selection	55290	RESPIRATORY THERAPY TECH F	N	HE12	10	P	1	B	\$ 55,176	\$ 55,176.00					
HTH 212	LS	11/10/2015	No recruitment	55352	HEALTH INFO TECH I	N	SR11	3	P	1	B	\$ 29,988	\$ 37,512.00					
HTH 212	LS	5/1/2015	No recruitment	55436	REGISTERED PROF NURSE VI	N	SR24	29	P	0.9	B	\$ 90,018	\$ 116,496.00					
HTH 212	LS	10/1/2014	no selection	55475	OCCUPATIONAL THERAPIST III	N	SR20	13	P	0.9	B	\$ 37,919	\$ 45,475.20					
HTH 212	LS	8/29/2015	no selection	55527	SOCIAL WORKER IV	N	SR22	13	P	1	B	\$ 47,400	\$ 57,456.00					
HTH 212	LS	10/3/2015	Not in Rec	55615	REGISTERED PROF NURSE III	N	SR20	9	P	0.9	B	\$ 75,481	\$ 84,898.80					
HTH 212	LS	2/27/2010	no selection	55729	SPEECH PATHOLOGIST III	N	SR20	13	P	1	B	\$ 43,812	\$ 57,024.00					
HTH 212	LS	10/1/2015	Filled- 01/16/16	55765	NURSE AIDE FP	N	HE4	10	P	1	B	\$ 37,512	\$ 43,440.00					
HTH 212	LS	7/1/2014	no selection	55810	IMAGING SPECIALIST IV	N	SR22	13	P	1	B	\$ 47,400	\$ 71,496.00					
HTH 212	LS	7/8/2014	no selection	55813	IMAGING SPECIALIST IV	N	SR22	13	P	1	B	\$ 47,400	\$ 75,480.00					
HTH 212	LS	9/16/2015	no selection	55822	DIR OF IMAGING (FACILITY)	N	EM3	35	P	1	B	\$ 83,160	\$ -					
HTH 212	LS	6/1/2015	no selection	55978	PATIENT ACCESS REP III	N	SR15	3	P	1	B	\$ 35,112	\$ 35,112.00					
HTH 212	LS	8/29/2015	no selection	56034	HEALTH INFO TECH I	N	SR11	3	P	1	B	\$ 29,988	\$ 36,120.00					
HTH 212	LS	8/28/2015	1/11/2016	56314	REGISTERED PROF NURSE III	N	SR20	9	P	0.5	B	\$ 41,934	\$ 75,481.20					
HTH 212	LS	4/5/2015	Not in Rec	56331	REGISTERED PROF NURSE III	N	SR20	9	P	0.9	B	\$ 75,481	\$ -					
HTH 212	LS	10/5/2015	Not in Rec	56504	REGISTERED PROF NURSE III	N	SR20	9	P	0.9	B	\$ 75,481	\$ -					
HTH 212	LS	6/9/2009	no selection	56647	PHYSICAL THERAPIST III	N	SR20	13	T	0.3	B	\$ 13,144	\$ 18,720.00					
HTH 212	LS	1/19/2014	no selection	56738	IMAGING SPECIALIST VI	N	SR26	13	P	1	B	\$ 57,720	\$ 58,860.00					
HTH 212	LS	8/25/2015	2/16/2016	56836	LICENSED PRACTICAL NURSE FP	N	HE8	10	P	1	B	\$ 43,440	\$ 46,920.00					
HTH 212	LS	1/31/2015	12/28/2015	57080	SOCIAL SVC ASST V	N	SR13	3	P	1	B	\$ 32,460	\$ 32,460.00					
HTH 212	LS	10/8/2015	1/16/2016	57156	NURSE AIDE FP	N	HE4	10	P	1	B	\$ 37,512	\$ 37,512.00					
HTH 212	LS	10/10/2015	no selection	57264	CLERK IV	N	SR10	3	P	1	B	\$ 28,872	\$ 28,872.00					
HTH 212	LS	10/25/2014	no selection	57299	SPEECH PATHOLOGIST III	N	SR20	13	P	0.5	B	\$ 21,906	\$ 76,627.20					
HTH 212	LS	7/11/2015	1/4/2016	57601	HEALTH INFO CLK I	N	SR8	3	P	0.5	B	\$ 13,350	\$ 13,350.00					
HTH 212	LS	3/2/2015	no selection	57605	OCCUPATIONAL THERAPIST III	N	SR20	13	P	1	B	\$ 43,812	\$ -					
HTH 212	LS	9/25/2012	no selection	57619	IMAGING SPECIALIST II	N	SR18	13	T	0.1	B	\$ 4,055	\$ 4,885.92		Y	1		
HTH 212	LS	10/30/2012	no selection	57626	ACCOUNT CLERK III	N	SR11	3	T	0.1	B	\$ 2,999	\$ 14.42		Y	1		
HTH 212	LS	7/7/2014	No recruitment	57628	CLERK IV	N	SR10	3	P	1	B	\$ 28,872	\$ -					
HTH 212	LS	11/16/2015	Not in Rec	57633	NURSE AIDE FP	N	HE4	10	P	0.5	B	\$ 18,756	\$ 18,756.00					
HTH 212	LS	11/27/2012	Not in Rec	57637	CERTIFIED NURSE AIDE FP	N	HE4	10	T	0.1	B	\$ 3,750	\$ 17.42		Y	1		
HTH 212	LS	11/27/2012	2/15/2016	57638	CERTIFIED NURSE AIDE FP	N	HE4	10	T	0.1	B	\$ 3,750	\$ 15.76		Y	1		

Department of Health - Hawaii Health Systems Corporation  
Vacancy Report as of November 30, 2015

Table 13

Prog ID	Sub-Org	Date of Vacancy	Expected Fill Date	Position Number	Position Title	Exempt (Y/N)	SR Level	BU Code	Perm Temp (P/T)	FTE	MOF	Budgeted Amount	Actual Salary Last Paid	Authority to Hire (Y/N)	Occupied by 89 Day Hire (Y/N)	# of 89 Hire Appts	Describe if Filled by other Means	Priority # to Retain
HTH 212	LS	6/20/2015	no selection	57644	CLERK IV	N	SR10	3	T	1	B	\$ 28,872	\$ 29,988.00					
HTH 212	LS	12/22/2014	1-16--16	57676	KITCHEN HELPER	N	BC2	1	T	0.5	B	\$ 18,342	\$ 17,280.00					
HTH 212	LS	4/29/2015	no selection	57685	CLERK IV	N	SR10	3	P	1	B	\$ 28,872	\$ 28,872.00					
HTH 212	LS	4/16/2013	2/15/2016	57694	NURSE AIDE FP	N	HE4	10	T	0.1	B	\$ 3,750	\$ 18.03		Y	4		
HTH 212	LS	4/16/2013	1/16/2016	57747	NURSE AIDE ENTRY	N	HE2	10	T	0.1	B	\$ 3,624	\$ 17.42		Y	2		
HTH 212	LS	7/3/2015	2/16/2015	57802	LICENSED PRACTICAL NURSE FP	N	HE6	10	P	1	B	\$ 40,164	\$ 40,164.00					
HTH 212	LS	5/23/2015	no selection	57804	INFORMATION SYSTEMS SPCLT	N	SR20	13	P	1	B	\$ 43,812	\$ 47,400.00					
HTH 212	LS	10/30/2013		57883	ENVIRON SVCS SUPERVISOR I	N	F-102	2	T	1	B	\$ 41,412	\$ -					
HTH 212	LS	11/12/2013	1/16/2016	57890	CERTIFIED NURSE AIDE ENTRY	N	HE2	10	T	0.1	B	\$ 3,624	\$ -					
HTH 212	LS	11/12/2013	1/16/2016	57891	CERTIFIED NURSE AIDE FP	N	HE4	10	T	0.1	B	\$ 3,751	\$ -					
HTH 212	LS	1/16/2014	no selection	57896	HUMAN RESOURCES SPECIALIS	N	SR18	73	T	0.1	B	\$ 4,055	\$ -					
HTH 212	LS	6/1/2015	1/4/2016	57901	HEALTH INFO CLK I	N	SR8	3	P	0.5	B	\$ 13,350	\$ -					
HTH 212	LS	6/17/2014	1/16/2016	58009	NURSE AIDE FP	N	HE4	70	T	0.1	B	\$ 3,750	\$ 17.42		Y	1		
HTH 212	LS	11/15/2015	12/18/2015	58013	COOK I	N	BC5	1	T	0.5	B	\$ 20,406	\$ 40,812.00					
HTH 212	LS	8/12/2015	No recruitment	58080	COOK II	N	BC8	1	T	1	B	\$ 45,924	\$ 45,024.00					
HTH 212	LS	10/13/2014	no selection	58081	LAUNDRY WORKER I	N	BC3	61	T	0.1	B	\$ 3,771	\$ -					
HTH 212	LS	10/16/2014	not in recruit	58082	HOSP ROOM SERVICE ATTENDA	N	BC3	61	T	0.4	B	\$ 15,084	\$ -					
HTH 212	LS	10/16/2014	not in recruit	58083	HOSP ROOM SERVICE ATTENDA	N	BC3	61	T	0.4	B	\$ 15,084	\$ -					
HTH 212	LS	10/16/2014	not in recruit	58084	HOSP ROOM SERVICE ATTENDA	N	BC3	61	T	0.4	B	\$ 15,084	\$ -					
HTH 212	LS	10/16/2014	not in recruit	58085	HOSP ROOM SERVICE ATTENDA	N	BC3	61	T	0.4	B	\$ 15,084	\$ -					
HTH 212	LS	10/16/2014	not in recruit	58086	HOSP ROOM SERVICE ATTENDA	N	BC3	61	T	0.4	B	\$ 15,084	\$ -					
HTH 212	LS	10/16/2014	not in recruit	58087	HOSP ROOM SERVICE ATTENDA	N	BC3	61	T	0.4	B	\$ 15,084	\$ -					
HTH 212	LS	11/24/2014		58089	HOSP HAZ MTRLS SPCLT IV	N	SR22	13	T	0.1	B	\$ 4,740	\$ -					
HTH 212	LS	3/27/2015	no selection	58097	IMAGING SPECIALIST IV	N	SR22	73	T	0.3	B	\$ 14,221	\$ -					
HTH 212	LS	4/7/2015	no selection	58098	IMAGING SPECIALIST IV	N	SR22	13	P	1	B	\$ 47,400	\$ -					
HTH 212	LS	4/7/2015	no selection	58099	IMAGING SPECIALIST IV	N	SR22	13	P	1	B	\$ 47,400	\$ -					
HTH 212	LS	4/22/2015	1/15/2016	58100	NURSE PRACTITIONER II	N	SR28	9	T	1	B	\$ 117,012	\$ 60.85		Y	1		
HTH 212	LS	5/27/2015	Pending apps	58102	ANESTHESIA AIDE ENTRY	N	HE4	10	P	1	B	\$ 37,512	\$ -					
HTH 212	LS	8/20/2015	12/7/2015	58208	CLERK IV	N	SR10	3	T	0.5	B	\$ 14,436	\$ 13.55		Y	1		
HTH 212	LS	9/24/2015	2/16/2016	58209	CERTIFIED NURSE AIDE FP	N	HE4	10	P	1	B	\$ 37,512	\$ -					
HTH 212	LS	9/24/2015	12/1/2015	58210	CERTIFIED NURSE AIDE FP	N	HE4	10	P	1	B	\$ 37,512	\$ 37,512.00					
HTH 212	LS	10/1/2015	Not in Rec	58216	CERTIFIED NURSE AIDE FP	N	HE4	70	T	0.1	B	\$ 3,750	\$ -					
HTH 212	LS	10/9/2015	Filled-12/7/2015+E18	58218	OUTPATIENT CLINICAL ASST FP	N	HE6	10	P	1	B	\$ 40,164	\$ 40,164.00					
HTH 212	LS	10/9/2015	2/16/2015	58219	LICENSED PRACTICAL NURSE III	N	HE10	10	P	1	B	\$ 50,928	\$ -					
HTH 212	LS	10/21/2015	no selection	58220	INFORMATION SYSTEMS SPCLT	N	SR24	13	P	1	B	\$ 53,364	\$ -					
HTH 212	LS	10/22/2015	no selection	58221	CLERK IV	N	SR10	3	T	1	B	\$ 28,872	\$ -					
HTH 212	LS	11/12/2015	no selection	58222	MANAGEMENT ANALYST III	N	SR24	13	P	1	B	\$ 53,364	\$ -					
HTH 212	LS	11/13/2015	no selection	58223	REGISTERED PROF NURSE IV	N	SR22	9	P	1	B	\$ 92,460	\$ -					
HTH 212	LS	11/13/2015	no selection	58224	OCCUPATIONAL THERAPIST III	N	SR20	73	T	0.1	B	\$ 4,380	\$ -					
HTH 212	LS	11/20/2015	no selection	58226	CLERK IV	N	SR10	3	T	1	B	\$ 28,872	\$ -					
HTH 212	LS	11/30/2015	REC CXL	58227	REGISTERED PROF NURSE III	N	SR20	9	P	0.9	B	\$ 75,481	\$ -					
HTH 212	LS	11/30/2015	REC CXL	58228	REGISTERED PROF NURSE III	N	SR20	9	P	0.9	B	\$ 75,481	\$ -					
HTH 212	LS	11/30/2015	no selection	58229	PATIENT ACCESS REP III	N	SR15	3	T	1	B	\$ 35,112	\$ -					

Department of Health - Hawaii Health Systems Corporation  
Vacancy Report as of November 30, 2015

Table 13

Prog ID	Sub-Org	Date of Vacancy	Expected Fill Date	Position Number	Position Title	Exempt (Y/N)	SR Level	BU Code	Perm Temp (P/T)	FTE	MOF	Budgeted Amount	Actual Salary Last Paid	Authority to Hire (Y/N)	Occupied by 89 Day Hire (Y/N)	# of 89 Hire Appts	Describe if Filled by other Means	Priority # to Retain
HTH 212	LS	8/21/2015	No recruitment	101977	STUDENT HELPER I	Y	UDI	0	P	0.49	B	\$ 7,899	\$ 7.75					
HTH 212	LS	6/1/2013	No recruitment	108551	STUDENT HELPER I	Y	UDI	0	P	0.5	B	\$ 8,060	\$ 7.25		Y	9		
HTH 212	LS	3/2/2013	No recruitment	108552	STUDENT HELPER I	Y	UDI	0	P	1	B	\$ 16,120	\$ 7.25		Y	9		
HTH 212	LS	11/29/2014	<b>Not in Rec</b>	108953	PER DIEM NURSE	Y	RD1	79	T	0.3	B	\$ 28,298	\$ 43.61					
HTH 212	LS	11/21/2015	no selection	109106	STAFF PHYSICIAN	Y	YS1	0	P	1	B	\$ 250,500	\$ 225,000.00					
HTH 212	LS	5/2/2015	<b>Not in Rec</b>	109390	PER DIEM CNA	Y	10I	70	T	0.1	B	\$ 4,016	\$ 19.31		Y	1		
HTH 212	LS	7/11/2015	no selection	109447	STAFF PHYSICIAN	Y	YS1	0	P	1	B	\$ 250,500	\$ 335,000.00					
HTH 212	LS	12/1/2015	No recruitment	109485	STAFF PHYSICIAN	Y	YS1	0	P	0.9	B	\$ 225,450	\$ 80.00		Y			
HTH 212	LS	10/24/2015	no selection	109510	PRIVATE SECRETARY	Y	MTN	0	P	1	B	\$ 57,500	\$ 43,008.00					
HTH 212	LS	10/30/2015	no selection	109535	STAFF PHYSICIAN	Y	YS1	0	P	0.1	B	\$ 25,050	\$ -					
HTH 212	LS	10/30/2015	no selection	109536	STAFF PHYSICIAN	Y	YS1	0	P	0.1	B	\$ 25,050	\$ -					
HTH 212	LS	10/30/2015		109537	STAFF PHYSICIAN	Y	YS1	0	P	0.1	B	\$ 25,050	\$ -					
HTH 212	LS	11/27/2015		56949	REGISTERED PROF NURSE III	N	SR20	9	P	1	B	83868		Y	N	0		1
HTH 212	LS	10/1/2014		54360	CERTIFIED NURSE AIDE ENTRY	N	HE2	10	P	1	B	38000		Y	N	0		1
HTH 212	LS	9/25/2015		58168	CERTIFIED NURSE AIDE FP	N	HE4	10	P	1	B	38000		Y	N	0		1
HTH 212	LS	9/25/2015		58170	CERTIFIED NURSE AIDE FP	N	HE4	10	P	1	B	38000		Y	N	0		1
HTH 212	LS	9/25/2015		58171	LICENSED PRACTICAL NURSE FP	N	HE8	10	P	0.6	B	30000		Y	N	0		1
HTH 212	LS	9/29/2014		108625	PER DIEM NURSE	Y	RD1	79	T	0.3	B	28298	22033	Y	N	0		1
HTH 212	LS	9/22/2014		108635	PER DIEM NURSE	Y	RD1	79	T	0.3	B	28298	28298	Y	N	0		1
HTH 212	LS	7/1/2014		109497	PER DIEM NURSE	Y	RD1	79	T	0.3	B	28298	28298	Y	N	0		1
HTH 212	LS	7/1/2014		109498	PER DIEM NURSE	Y	RD1	79	T	0.3	B	28298	28298	Y	N	0		1
HTH 212	LS	11/2/2015	1/4/2016	54010	REGISTERED PROF NURSE III	N	SR20	9	P	0.9	B	83868	75481	Y	N	0		1
HTH 212	LS	7/1/2015	1/4/2016	58155	REGISTERED PROF NURSE III	N	SR20	9	P	0.9	B	83868	75481	Y	N	0		1
HTH 212	LS	7/1/2015	1/4/2016	58156	REGISTERED PROF NURSE III	N	SR20	9	P	0.9	B	83868	75481	Y	N	0		1
HTH 212	LS	12/20/2010		108619	PER DIEM NURSE	Y	RD1	79	T	0.3	B	28298	28298	N	N	0		1
HTH 212	LS	1/16/2014		108621	PER DIEM NURSE	Y	RD1	79	T	0.3	B	28298	28298	N	N	0		1
HTH 212	LS	7/23/2010		108627	PER DIEM NURSE	Y	RD1	79	T	0.3	B	28298	28298	N	N	0		1
HTH 212	LS	11/21/2014	1/16/2016	58061	PATIENT ACCOUNT REP IV	N	SR17	3	T	0.3	B	14400	14400	Y	N	0		1
HTH 212	LS	4/16/2009		108638	PER DIEM NURSE	Y	RD1	79	T	0.3	B	28298	28298	N	N	0		1
HTH 212	LS	4/1/2015	2/1/2016	58077	REGISTERED PROF NURSE III	N	SR20	9	P	0.6	B	83868	50332	Y	N	0		1
HTH 212	LS	1/26/2012	2/11/2016	108629	PER DIEM NURSE	Y	RD1	79	T	0.3	B	28298	28298	N	N	0		5
HTH 212	LS	1/31/2015	2/11/2016	109296	PER DIEM NURSE	Y	RD1	79	T	0.3	B	28298	28298	N	N	0		1
HTH 212	LS	10/1/2015	1/4/2016	38483	REGISTERED PROF NURSE III	N	SR20	9	P	0.9	B	83868	75481	Y	N	0		1
HTH 212	LS	11/13/2015	1/4/2016	44966	REGISTERED PROF NURSE III	N	SR20	9	P	0.9	B	83868	75481	Y	N	0		1
HTH 212	LS	10/21/2015	1/4/2016	58175	REGISTERED PROF NURSE III	N	SR20	9	P	0.9	B	83868	75481	Y	N	0		1
HTH 212	LS	2/12/2014		108631	PER DIEM NURSE	Y	RD1	79	T	0.3	B	28298	28298	Y	N	0		1
HTH 212	LS	6/30/2015		108648	PER DIEM NURSE	Y	RD1	79	T	0.3	B	28298	28298	Y	N	0		1
HTH 212	LS	5/30/2014		109291	PER DIEM NURSE	Y	RD1	79	T	0.3	B	28298	28298	Y	N	0		1
HTH 212	LS	6/16/2014		109501	PER DIEM NURSE	Y	RD1	79	T	0.3	B	28298	28298	Y	N	0		1
HTH 212	LS	6/16/2014		109502	PER DIEM NURSE	Y	RD1	79	T	0.3	B	28298	28298	Y	N	0		1
HTH 212	LS	9/11/2015		58163	REGISTERED PROF NURSE III	N	SR20	9	T	1	B	83868	83868	Y	N	0		1
HTH 212	LS	1/31/2011		108630	PER DIEM NURSE	Y	RD1	79	T	0.3	B	28298	28298	N	N	0		1
HTH 212	LS	5/19/2011		108646	PER DIEM NURSE	Y	RD1	79	T	0.3	B	28298	28298	N	N	0		1
HTH 212	LS	11/1/2015		51492	REGISTERED PROF NURSE III	N	SR20	9	P	0.9	B	83868	75481	Y	N	0		1
HTH 212	LS	10/6/2015		58173	REGISTERED PROF NURSE III	N	SR20	9	P	0.9	B	83868	75481	Y	N	0		1
HTH 212	LS	10/6/2015		58174	REGISTERED PROF NURSE III	N	SR20	9	P	0.9	B	83868	75481	Y	N	0		1
HTH 212	LS	9/28/2015		109503	PER DIEM NURSE	Y	RD1	79	T	0.3	B	28298	28298	Y	N	0		1

Department of Health - Hawaii Health Systems Corporation  
Vacancy Report as of November 30, 2015

Table 13

Prog ID	Sub-Org	Date of Vacancy	Expected Fill Date	Position Number	Position Title	Exempt (Y/N)	SR Level	BU Code	Perm Temp (P/T)	FTE	MOF	Budgeted Amount	Actual Salary Last Paid	Authority to Hire (Y/N)	Occupied by 89 Day Hire (Y/N)	# of 89 Hire Appts	Describe if Filled by other Means	Priority # to Retain
HTH 212	LS	10/8/2015		47038	REGISTERED PROF NURSE III	N	SR20	9	P	1	B	83868	83868	Y	N	0		1
HTH 212	LS	9/11/2015		58162	REGISTERED PROF NURSE III	N	SR20	9	P	1	B	83868	83868	Y	N	0		1
HTH 212	LS	10/18/2014	2/1/2016	46574	SURGICAL TECHNICIAN FP	N	HE8	10	P	1	B	83868	83868	Y	N	0		1
HTH 212	LS	6/16/2015		53528	SURGICAL TECHNICIAN FP	N	HE8	10	P	1	B	83868	83868	Y	N	0		1
HTH 212	LS	11/17/2015		108620	PER DIEM NURSE	Y	RD1	79	T	0.3	B	28298	28298	N	N	0		1
HTH 212	LS	10/12/2013		55847	IMAGING MULTI SPCLT	N	SR23	13	P	1	B	73032	78768	Y	N	0	Agency hire	1
HTH 212	LS	11/1/2014		55848	IMAGING MULTI SPCLT	N	SR23	13	P	1	B	73032	78768	Y	N	0	Agency hire	1
HTH 212	LS	12/9/2014	2/1/2016	41941	IMAGING SPECIALIST IV	N	SR22	13	P	1	B	70188	60984	Y	N	0	Agency hire	1
HTH 212	LS	9/24/2015		55839	IMAGING SPECIALIST IV	N	SR22	13	P	1	B	70188	60984	Y	N	0	Agency hire	1
HTH 212	LS	10/17/2015		47546	IMAGING SPECIALIST V	N	SR24	13	P	1	B	78996	63996	Y	N	0	Agency hire	1
HTH 212	LS	5/29/2014		57934	IMAGING MULTI SPCLT	N	SR23	13	P	1	B	73032	60984	Y	N	0	Agency hire	1
HTH 212	LS	9/17/2010		45481	RESPIRATORY THERAPY TECH F	N	HE12	10	T	0.3	B	16552	14077	Y	N	0		1
HTH 212	LS	12/18/2007		56291	RESPIRATORY THERAPY TECH F	N	HE12	10	T	0.3	B	16552	14077	Y	N	0		1
HTH 212	LS	9/16/2015		58165	PHYSICAL THERAPIST ASST FP	N	HE10	10	P	0.5	B	18720		N	N	0		1
HTH 212	LS	9/16/2015		58166	PHYSICAL THERAPIST ASST FP	N	HE10	70	T	0.3	B	18720		N	N	0		1
HTH 212	LS	6/5/2007		56122	PHYSICAL THERAPIST III	N	SR20	13	T	0.3	B	28080	28080	N	N	0		1
HTH 212	LS	5/27/2015		58079	PHYSICAL THERAPIST III	N	SR20	13	P	0.6	B	28080	28080	N	N	0		5
HTH 212	LS	3/20/2013		57660	SPEECH PATHOLOGIST III	N	SR20	13	T	0.3	B	28080	24960	Y	N	0		5
HTH 212	LS	1/16/2010		56811	DIETITIAN III	N	SR20	13	T	0.3	B	18720	15600	Y	N	0	Agency hire	5
HTH 212	LS	11/10/2015		20276	DIETITIAN IV	N	SR22	13	P	1	B	72800	62424	Y	N	0		1
HTH 212	LS	8/16/2014		58057	PHARMACY TECHNICIAN ENTRY	N	HE4	10	T	0.3	B	11254		Y	N	0		1
HTH 212	LS	8/16/2014		58058	PHARMACY TECHNICIAN ENTRY	N	HE4	10	T	0.3	B	11254		Y	N	0		1
HTH 212	LS	11/1/2015	1/7/2016	58176	PHARMACY TECHNICIAN ENTRY	N	HE4	10	P	1	B	37512		Y	N	0		1
HTH 212	LS	8/28/2015		58160	ENVIRON SVCS WKR II	N	BC2	1	T	0.3	B	36684	36684	Y	N	0		1
HTH 212	LS	11/13/2015		58177	ENVIRON SVCS WKR II	N	BC2	1	T	0.3	B	36684		Y	N	0		1
HTH 212	LS	11/1/2009		56705	ELECTRICIAN II	N	WS10	1	T	0.3	B	16218		N	N	0		1
HTH 212	LS	11/18/2015	2/1/2016	58178	CONSTR & MAINT WORKER I	N	BC9	1	T	1	B	49176		Y	N	0		1
HTH 212	LS	8/17/2015		58070	DATA PROCG USER SUPPT TECH	N	SR15	3	P	1	B	36468	36468	N	N	0		1
HTH 212	LS	10/28/2015		56825	INFORMATION SYSTEMS SPCLT	N	SR20	13	P	1	B	43812	43812	N	N	0		1
HTH 212	LS	8/27/2015	2/1/2016	55641	PATIENT ACCESS REP I	N	SR11	3	P	1	B	32460	32460	Y	N	0		1
HTH 212	LS	4/14/2015	2/1/2016	56581	PATIENT ACCESS REP I	N	SR11	3	P	1	B	32460	32460	Y	N	0		1
HTH 212	LS	8/18/2015	1/4/2016	56582	PATIENT ACCESS REP I	N	SR11	3	P	1	B	32460	32460	Y	N	0		1
HTH 212	LS	6/16/2012	1/4/2016	57499	PATIENT ACCESS REP I	N	SR11	3	P	0.3	B	9738	9738	Y	N	0		1
HTH 212	LS	10/13/2014	1/4/2016	58065	PATIENT ACCESS REP I	N	SR11	3	P	0.3	B	9738	9738	Y	N	0		1
HTH 212	LS	10/30/2015	12/21/2015	43946	PATIENT ACCESS REP II	N	SR13	3	P	1	B	33720	33720	Y	N	0		1
HTH 212	LS	12/16/2009	2/1/2016	56710	PATIENT ACCESS REP III	N	SR15	3	P	0.3	B	33720	33720	Y	N	0		1
HTH 212	LS	8/1/2014	2/1/2016	58055	CLERK III	N	SR8	3	T	0.3	B	7993	7993	Y	N	0		1
HTH 212	LS	4/1/2015		39856	CODER III	N	SR17	3	P	1	B	47988	47988	Y	N	0		1
HTH 212	LS	8/16/2014		58059	CODER III	N	SR17	3	T	0.3	B	14394		Y	N	0		1
HTH 212	LS	9/2/2015		109286	PER DIEM NURSE	Y	RD1	79	T	0.3	B	28298	28298	N	N	0		1
HTH 212	LS	2/3/2015		58074	NURSE AIDE ENTRY	N	HE2	10	T	0.3	B	10608	10608	Y	N	0		1
HTH 212	LS	2/3/2015		58075	NURSE AIDE ENTRY	N	HE2	10	T	0.3	B	10608	10608	Y	N	0		1
HTH 212	LS	6/1/2015	1/4/2016	56120	REGISTERED PROF NURSE III	N	SR20	9	P	0.9	B	83868	83868	Y	N	0	Agency hire	3
HTH 212	LS	8/26/2015		56963	REGISTERED PROF NURSE III	N	SR20	9	P	0.9	B	83868	83868	Y	N	0	Agency hire	3
HTH 212	LS	11/6/2015		58063	REGISTERED PROF NURSE III	N	SR20	9	P	0.9	B	83868	83868	Y	N	0	Agency hire	3
HTH 212	LS	11/1/2014		58064	REGISTERED PROF NURSE III	N	SR20	9	P	0.9	B	83868	83868	Y	N	0	Agency hire	1
HTH 212	LS	11/1/2014		58068	REGISTERED PROF NURSE III	N	SR20	9	P	0.9	B	83868	83868	Y	N	0	Agency hire	1
HTH 212	LS	6/29/2014		108628	PER DIEM NURSE	Y	RD1	79	T	0.3	B	28298	28298	Y	N	0		1
HTH 212	LS	7/1/2014		109499	PER DIEM NURSE	Y	RD1	79	T	0.3	B	28298	28298	Y	N	0		1

Department of Health - Hawaii Health Systems Corporation  
Vacancy Report as of November 30, 2015

Table 13

Prog ID	Sub-Org	Date of Vacancy	Expected Fill Date	Position Number	Position Title	Exempt (Y/N)	SR Level	BU Code	Perm Temp (P/T)	FTE	MOF	Budgeted Amount	Actual Salary Last Paid	Authority to Hire (Y/N)	Occupied by 89 Day Hire (Y/N)	# of 89 Hire Appts	Describe if Filled by other Means	Priority # to Retain
HTH 212	LS	7/1/2014		109500	PER DIEM NURSE	Y	RD1	79	T	0.3	B	28298	28298	Y	N	0		1
HTH 212	LS	9/5/2012	11/19/2012	57515	REGISTERED PROF NURSE IV	N	SR22	9	T	0.3	B	28298	28298	Y	Y	1		1
HTH 212	LS	3/29/2012		109308	PER DIEM NURSE	Y	RD1	79	T	0.3	B	28298	28298	Y	N	0		1
HTH 212	LS	7/29/2015	3/1/2016	44917	HEALTH UNIT CLERK II	N	SR10	3	P	1	B	29,988.00	29,988.00	y	N	0	n/a	1
HTH 212	LS	4/22/2015	3/1/2016	19703	REGISTERED PROF NURSE III	N	SR20	9	P	0.9	B	90,708.00	90,708.00	y	N	0	n/a	1
HTH 212	LS	7/7/2015	3/1/2016	41581	REGISTERED PROF NURSE III	N	SR20	9	P	0.9	B	90,708.00	90,708.00	y	N	0	n/a	1
HTH 212	LS	10/23/2015	2/1/2016	55863	REGISTERED PROF NURSE III	N	SR20	9	P	1	B	90,708.00	90,708.00	y	N	0	n/a	#1
HTH 212	LS	7/27/2015	2/1/2016	55867	REGISTERED PROF NURSE III	N	SR20	9	P	1	B	90,708.00	90,708.00	y	N	0	n/a	#1
HTH 212	LS	9/2/2014	2/1/2016	56546	REGISTERED PROF NURSE III	N	SR20	9	P	1	B	83,868.00	80,640.00	y	N	0	n/a	#1
HTH 212	LS	2/27/2015	2/1/2016	56550	REGISTERED PROF NURSE III	N	SR20	9	P	0.9	B	92,964.00	92,964.00	y	N	0	n/a	#1
HTH 212	LS	5/7/2014	1/4/2016	56634	REGISTERED PROF NURSE III	N	SR20	9	P	0.9	B	83,868.00	83,616.00	y	N	0	n/a	#1
HTH 212	LS	10/1/2015	3/1/2016	56720	REGISTERED PROF NURSE III	N	SR20	9	P	0.9	B	90,708.00	90,708.00	y	N	0	n/a	#1
HTH 212	LS	12/7/2014	3/1/2016	57061	REGISTERED PROF NURSE III	N	SR20	9	P	1	B	90,708.00	90,708.00	y	N	0	n/a	#1
HTH 212	LS	11/24/2015	3/1/2016	57063	REGISTERED PROF NURSE III	N	SR20	9	P	1	B	96,684.00	96,684.00	y	N	0	n/a	#1
HTH 212	LS	12/15/2014	3/1/2016	57912	LICENSED PRACTICAL NURSE FP	N	HE8	10	T	0.5	B	43,440.00	41,568.00	y	N	0	n/a	#1
HTH 212	LS	4/16/2014	3/1/2016	57913	LICENSED PRACTICAL NURSE FP	N	HE8	10	T	0.5	B	43,440.00	-57,576.00	y	N	0	n/a	#1
HTH 212	LS	4/16/2014	3/1/2016	57914	LICENSED PRACTICAL NURSE FP	N	HE8	10	T	0.5	B	43,440.00	0.00	y	N	0	n/a	#1
HTH 212	LS	4/16/2014	3/1/2016	57915	LICENSED PRACTICAL NURSE FP	N	HE8	10	T	0.5	B	43,440.00	0.00	y	N	0	n/a	#1
HTH 212	LS	10/11/2014	3/1/2016	109483	PER DIEM NURSE	Y	RD1	79	T	0.3	B	45.35	43.51	y	N	0	n/a	#1
HTH 212	LS	8/6/2015	3/1/2016	109267	PER DIEM NURSE	Y	RD1	79	T	0.3	B	45.35	45.35	y	N	0	n/a	#1
HTH 212	LS	10/27/2015	3/1/2016	19706	REGISTERED PROF NURSE III	N	SR20	9	P	1	B	83,868.00	83,868.00	y	N	0	n/a	#1
HTH 212	LS	4/20/2015	ee; rr	22902	REGISTERED PROF NURSE III	N	SR20	9	P	1	B	97,668.00	97,668.00	y	N	0	n/a	#1
HTH 212	LS	10/18/2015	2/1/2016	25335	REGISTERED PROF NURSE III	N	SR20	9	P	1	B	94,332.00	94,332.00	y	N	0	n/a	#1
HTH 212	LS	7/31/2015	3/1/2016	44886	REGISTERED PROF NURSE III	N	SR20	9	P	1	B	96,684.00	96,684.00	y	N	0	n/a	#1
HTH 212	LS	7/31/2015	3/1/2016	54836	REGISTERED PROF NURSE III	N	SR20	9	P	1	B	96,684.00	96,684.00	y	N	0	n/a	#1
HTH 212	LS	7/16/2015	3/1/2016	58186	NURSE AIDE FP	N	HE4	10	T	1	B	37,512.00	0.00	y	N	0	n/a	#1
HTH 212	LS	1/1/2015	1/19/2016	58110	REGISTERED PROF NURSE III	N	SR20	9	T	1	B	83,868.00	0.00	y	N	0	n/a	#1
HTH 212	LS	1/1/2015	5/1/2016	58111	REGISTERED PROF NURSE III	N	SR20	9	T	1	B	83,868.00	0.00	y	N	0	n/a	#1
HTH 212	LS	1/1/2015	5/1/2016	58112	REGISTERED PROF NURSE III	N	SR20	9	T	0.9	B	83,868.00	0.00	y	N	0	n/a	#1
HTH 212	LS	1/1/2015	5/1/2016	58113	REGISTERED PROF NURSE III	N	SR20	9	T	0.9	B	83,868.00	0.00	y	N	0	n/a	#1
HTH 212	LS	1/1/2015	4/1/2016	58114	REGISTERED PROF NURSE III	N	SR20	9	T	0.9	B	83,868.00	0.00	y	N	0	n/a	#1
HTH 212	LS	1/1/2015	1/19/2016	58116	REGISTERED PROF NURSE III	N	SR20	9	T	0.9	B	83,868.00	0.00	y	N	0	n/a	#1
HTH 212	LS	1/1/2015	4/1/2016	58117	REGISTERED PROF NURSE III	N	SR20	9	T	0.9	B	83,868.00	0.00	y	N	0	n/a	#1
HTH 212	LS	1/1/2015	3/1/2016	58118	REGISTERED PROF NURSE III	N	SR20	9	T	0.9	B	83,868.00	0.00	y	N	0	n/a	#1
HTH 212	LS	1/1/2015	3/1/2016	58119	REGISTERED PROF NURSE III	N	SR20	9	T	0.9	B	83,868.00	0.00	y	N	0	n/a	#1
HTH 212	LS	1/1/2015	3/1/2016	58120	REGISTERED PROF NURSE III	N	SR20	9	T	0.9	B	83,868.00	0.00	y	N	0	n/a	#1
HTH 212	LS	1/1/2015	3/1/2016	58121	REGISTERED PROF NURSE III	N	SR20	9	T	0.9	B	83,868.00	0.00	y	N	0	n/a	#1
HTH 212	LS	3/18/2011	4/1/2016	56779	REGISTERED PROF NURSE II	N	SR18	9	P	0.9	B	70,548.00	54,936.00	y	N	0	n/a	#1
HTH 212	LS	1/26/2015	4/1/2016	19882	REGISTERED PROF NURSE III	N	SR20	9	P	1	B	90,708.00	90,708.00	y	N	0	n/a	#1
HTH 212	LS	5/11/2014	3/1/2016	28969	REGISTERED PROF NURSE III	N	SR20	9	P	1	B	87,852.00	87,852.00	y	N	0	n/a	#1
HTH 212	LS	7/20/2015	3/1/2016	46498	REGISTERED PROF NURSE III	N	SR20	9	P	1	B	83,868.00	70,548.00	y	N	0	n/a	#1
HTH 212	LS	12/14/2014	3/1/2016	53745	REGISTERED PROF NURSE III	N	SR20	9	P	1	B	87,216.00	87,216.00	y	N	0	n/a	#1
HTH 212	LS	4/6/2015	5/1/2016	55204	REGISTERED PROF NURSE III	N	SR20	9	P	1	B	83,868.00	83,868.00	y	N	0	n/a	#1
HTH 212	LS	7/10/2015	5/1/2016	55219	REGISTERED PROF NURSE III	N	SR20	9	P	0.9	B	94,332.00	94,332.00	y	N	0	n/a	#1
HTH 212	LS	7/7/2015	6/1/2016	56978	REGISTERED PROF NURSE III	N	SR20	9	P	1	B	83,868.00	70,548.00	y	N	0	n/a	#1
HTH 212	LS	7/31/2015	6/1/2016	57003	REGISTERED PROF NURSE III	N	SR20	9	P	0.9	B	94,332.00	94,332.00	y	N	0	n/a	#1
HTH 212	LS	10/4/2015	3/1/2016	54572	TELEMETRY TECHNICIAN ENTRY	N	HE6	10	P	1	B	40,164.00	40,164.00	y	N	0	n/a	#1
HTH 212	LS	10/20/2014	3/1/2016	54575	TELEMETRY TECHNICIAN ENTRY	N	HE6	10	P	1	B	40,164.00	38,556.00	y	N	0	n/a	#1
HTH 212	LS	8/18/2014	4/1/2016	55824	TELEMETRY TECHNICIAN ENTRY	N	HE6	10	P	1	B	40,164.00	38,556.00	y	N	0	n/a	#1

Department of Health - Hawaii Health Systems Corporation  
Vacancy Report as of November 30, 2015

Table 13

Prog ID	Sub-Org	Date of Vacancy	Expected Fill Date	Position Number	Position Title	Exempt (Y/N)	SR Level	BU Code	Perm Temp (P/T)	FTE	MOF	Budgeted Amount	Actual Salary Last Paid	Authority to Hire (Y/N)	Occupied by 89 Day Hire (Y/N)	# of 89 Hire Appts	Describe if Filled by other Means	Priority # to Retain
HTH 212	LS	12/22/2014	4/1/2016	55825	TELEMETRY TECHNICIAN ENTRY	N	HE6	10	P	1	B	40,164.00	38,556.00	y	N	0	n/a	#1
HTH 212	LS	10/2/2014	5/1/2016	53799	TELEMETRY TECHNICIAN FP	N	HE8	10	P	1	B	43,440.00	41,568.00	y	N	0	n/a	#1
HTH 212	LS	6/23/2015	5/1/2016	53800	TELEMETRY TECHNICIAN FP	N	HE8	10	P	1	B	43,440.00	41,772.00	y	N	0	n/a	#1
HTH 212	LS	7/31/2015	ee; rr	57067	REGISTERED PROF NURSE III	N	SR20	9	P	1	B	94,332.00	94,332.00	y	N	0	n/a	#1
HTH 212	LS	4/1/2015	3/1/2016	49394	NURSE AIDE FP	N	HE4	10	P	1	B	37,512.00	36,240.00	y	N	0	n/a	#1
HTH 212	LS	7/26/2015	12/1/2015	108832	PER DIEM NURSE	Y	RD1	79	T	0.3	B	45.35	45.35	y	N	0	n/a	#1
HTH 212	LS	5/17/2013	3/1/2016	32102	HEALTH UNIT CLERK I	N	SR8	3	P	1	B	26,700.00	25,668.00	y	N	0	n/a	#1
HTH 212	LS	6/1/2015	ee; rr	32009	REGISTERED PROF NURSE III	N	SR20	9	P	1	B	92,964.00	92,964.00	y	N	0	n/a	#1
HTH 212	LS	5/18/2015	ee; rr	54847	NURSE AIDE FP	N	HE4	10	P	1	B	37,512.00	36,240.00	y	N	0	n/a	#1
HTH 212	LS	5/27/2015	2/1/2016	19681	REGISTERED PROF NURSE III	N	SR20	9	P	0.9	B	92,964.00	92,964.00	y	N	0	n/a	#1
HTH 212	LS	1/22/2015	3/1/2016	19692	REGISTERED PROF NURSE III	N	SR20	9	P	1	B	83,868.00	67,836.00	y	N	0	n/a	#1
HTH 212	LS	12/6/2013	4/1/2016	36195	REGISTERED PROF NURSE III	N	SR20	9	P	1	B	83,868.00	80,400.00	y	N	0	n/a	#1
HTH 212	LS	2/7/2015	4/1/2016	41519	REGISTERED PROF NURSE III	N	SR20	9	P	1	B	83,868.00	67,836.00	y	N	0	n/a	#1
HTH 212	LS	6/1/2015	5/1/2016	44878	REGISTERED PROF NURSE III	N	SR20	9	P	1	B	100,104.00	100,104.00	y	N	0	n/a	#1
HTH 212	LS	5/7/2013	5/1/2016	44880	REGISTERED PROF NURSE III	N	SR20	9	P	1	B	83,868.00	68,736.00	y	N	0	n/a	#1
HTH 212	LS	9/2/2015	3/1/2016	54844	NURSE AIDE FP	N	HE4	10	P	1	B	37,512.00	37,512.00	y	N	0	n/a	#1
HTH 212	LS	7/22/2015	ee; rr	55564	REGISTERED PROF NURSE III	N	SR20	9	P	1	B	96,684.00	96,684.00	y	N	0	n/a	#1
HTH 212	LS	7/29/2015	3/1/2016	41580	REGISTERED PROF NURSE III	N	SR20	9	P	0.9	B	96,684.00	96,684.00	y	N	0	n/a	#1
HTH 212	LS	2/14/2015	ee; rr	44520	REGISTERED PROF NURSE III	N	SR20	9	P	1	B	92,964.00	92,964.00	y	N	0	n/a	#1
HTH 212	LS	9/17/2015	12/14/2015	36209	LICENSED PRACTICAL NURSE FP	N	HE8	10	P	1	B	43,440.00	43,440.00	y	N	0	n/a	#1
HTH 212	LS	7/13/2015	3/1/2016	108616	PER DIEM NURSE	Y	RD1	79	T	0.3	B	45.35	45.35	y	N	0	n/a	#1
HTH 212	LS	10/16/2015	2/1/2016	58193	REGISTERED PROF NURSE III	N	SR20	9	T	1	B	83,868.00	0.00	y	N	0	n/a	#1
HTH 212	LS	11/26/2015	3/1/2016	56725	HEALTH UNIT CLERK I	N	SR8	3	P	1	B	26,700.00	26,700.00	y	N	0	n/a	#1
HTH 212	LS	11/29/2015	1/4/2016	41238	HEALTH UNIT CLERK II	N	SR10	3	P	1	B	35,112.00	35,112.00	y	N	0	n/a	#1
HTH 212	LS	7/21/2015	2/1/2016	25339	REGISTERED PROF NURSE III	N	SR20	9	P	0.9	B	99,108.00	99,108.00	y	N	0	n/a	#1
HTH 212	LS	3/16/2015	1/16/2016	25340	REGISTERED PROF NURSE III	N	SR20	9	P	0.9	B	92,964.00	92,964.00	y	N	0	n/a	#1
HTH 212	LS	7/27/2015	1/19/2016	29025	REGISTERED PROF NURSE III	N	SR20	9	P	0.9	B	99,108.00	99,108.00	y	N	0	n/a	#1
HTH 212	LS	4/10/2015	3/1/2016	39670	REGISTERED PROF NURSE III	N	SR20	9	P	1	B	83,868.00	80,640.00	y	N	0	n/a	#1
HTH 212	LS	11/24/2015	1/4/2016	56234	REGISTERED PROF NURSE III	N	SR20	9	P	0.6	B	96,684.00	96,684.00	y	N	0	n/a	#1
HTH 212	LS	2/16/2015	4/1/2016	58137	REGISTERED PROF NURSE IV	N	SR22	29	T	1	B	92,460.00	0.00	y	N	0	n/a	#1
HTH 212	LS	11/6/2015	ee; rr	57116	NURSE AIDE FP	N	HE4	10	P	1	B	37,512.00	37,512.00	y	N	0	n/a	#1
HTH 212	LS	9/3/2015	12/14/2015	56385	TRANSPORTER	N	HE2	10	P	1	B	36,240.00	36,240.00	y	N	0	n/a	#1
HTH 212	LS	6/1/2015	12/1/2015	54352	EMERGENCY ROOM ASST ENTR	N	HE6	10	P	0.5	B	40,164.00	40,164.00	y	N	0	n/a	#1
HTH 212	LS	12/15/2013	2/1/2016	108932	PER DIEM NURSE	Y	RD1	79	T	0.3	B	45.35	40.20	y	N	0	n/a	#1
HTH 212	LS	1/14/2015	3/1/2016	109473	PER DIEM NURSE	Y	RD1	79	T	0.3	B	45.35	43.61	y	N	0	n/a	#1
HTH 212	LS	11/1/2013	4/1/2016	109474	PER DIEM NURSE	Y	RD1	79	T	0.3	B	45.35	40.20	y	N	0	n/a	#1
HTH 212	LS	7/28/2015	1/4/2016	58189	TRAUMA REGISTRAR TECH II	N	SR12	3	T	1	B	31,236.00	0.00	y	N	0	n/a	#1
HTH 212	LS	2/6/2014	2/1/2016	32103	CLERK IV	N	SR10	3	P	1	B	28,872.00	28,836.00	y	N	0	n/a	#1
HTH 212	LS	4/6/2015	3/1/2016	53762	CLERK IV	N	SR10	3	P	1	B	29,988.00	29,988.00	y	N	0	n/a	#1
HTH 212	LS	7/20/2015	4/1/2016	57909	CLERK IV	N	SR10	3	P	1	B	28,872.00	28,872.00	y	N	0	n/a	#1
HTH 212	LS	6/4/2015	3/1/2016	55408	REGISTERED PROF NURSE III	N	SR20	9	P	1	B	92,964.00	92,964.00	y	N	0	n/a	#1
HTH 212	LS	6/3/2013	3/1/2016	56536	REGISTERED PROF NURSE III	N	SR20	9	P	1	B	83,868.00	74,340.00	y	N	0	n/a	#1
HTH 212	LS	7/20/2011	4/1/2016	56537	REGISTERED PROF NURSE III	N	SR20	9	P	1	B	83,868.00	68,736.00	y	N	0	n/a	#1
HTH 212	LS	1/4/2014	3/1/2016	53720	OPERATING ROOM ASST ENTRY	N	HE4	10	P	1	B	37,512.00	34,836.00	y	N	0	n/a	#1
HTH 212	LS	7/18/2013	3/1/2016	30875	OPERATING ROOM ASST FP	N	HE6	10	P	0.5	B	42,912.00	42,912.00	y	N	0	n/a	#1
HTH 212	LS	9/22/2014	4/1/2016	53718	OPERATING ROOM ASST FP	N	HE6	10	P	1	B	40,164.00	38,556.00	y	N	0	n/a	#1
HTH 212	LS	1/25/2013	4/1/2016	55239	OPERATING ROOM ASST FP	N	HE6	10	P	0.5	B	40,164.00	34,836.00	y	N	0	n/a	#1
HTH 212	LS	2/27/2015	5/1/2016	57910	OPERATING ROOM ASST FP	N	HE6	10	T	0.5	B	40,164.00	38,748.00	y	N	0	n/a	#1
HTH 212	LS	10/3/2015	5/1/2016	56614	SURGICAL TECHNICIAN ENTRY	N	HE6	10	P	1	B	40,164.00	40,164.00	y	N	0	n/a	#1

Department of Health - Hawaii Health Systems Corporation  
Vacancy Report as of November 30, 2015

Table 13

Prog ID	Sub-Org	Date of Vacancy	Expected Fill Date	Position Number	Position Title	Exempt (Y/N)	SR Level	BU Code	Perm Temp (P/T)	FTE	MOF	Budgeted Amount	Actual Salary Last Paid	Authority to Hire (Y/N)	Occupied by 89 Day Hire (Y/N)	# of 89 Hire Appts	Describe if Filled by other Means	Priority # to Retain
HTH 212	LS	12/20/2012	4/1/2016	22658	SURGICAL TECHNICIAN FP	N	HE8	10	P	1	B	43,440.00	42,912.00	y	N	0	n/a	#1
HTH 212	LS	8/7/2012	4/1/2016	26317	SURGICAL TECHNICIAN FP	N	HE8	10	P	1	B	43,440.00	42,912.00	y	N	0	n/a	#1
HTH 212	LS	11/1/2015	3/1/2016	47265	SURGICAL TECHNICIAN FP	N	HE8	10	P	1	B	43,440.00	43,440.00	y	N	0	n/a	#1
HTH 212	LS	9/1/2015	2/1/2016	53717	TRANSPORTER	N	HE2	10	P	1	B	36,240.00	36,240.00	y	N	0	n/a	#1
HTH 212	LS	5/1/2015	4/1/2016	55469	CENTRAL SUPPLY TECHNICIAN I	N	SR14	4	P	1	B	49,968.00	49,968.00	y	N	0	n/a	#1
HTH 212	LS	4/8/2015	2/1/2016	58143	OPERATING ROOM AIDE ENTRY	N	HE2	10	T	1	B	36,240.00	34,044.00	y	N	0	n/a	#1
HTH 212	LS	7/21/2015	3/1/2016	40453	OPERATING ROOM AIDE FP	N	HE4	10	P	1	B	37,512.00	37,512.00	y	N	0	n/a	#1
HTH 212	LS	5/4/2013	4/1/2016	55735	OPERATING ROOM AIDE FP	N	HE4	10	P	0.5	B	42,912.00	42,912.00	y	N	0	n/a	#1
HTH 212	LS	8/14/2015	2/1/2016	54190	REGISTERED PROF NURSE III	N	SR20	9	P	1	B	83,868.00	83,868.00	y	N	0	n/a	#1
HTH 212	LS	6/1/2015	3/1/2016	55086	REGISTERED PROF NURSE III	N	SR20	9	P	1	B	100,104.00	100,104.00	y	N	0	n/a	#1
HTH 212	LS	7/30/2015	3/1/2016	57100	REGISTERED PROF NURSE III	N	SR20	9	P	1	B	96,684.00	96,684.00	y	N	0	n/a	#1
HTH 212	LS	1/14/2015	4/1/2016	57102	REGISTERED PROF NURSE III	N	SR20	9	P	0.9	B	90,708.00	90,708.00	y	N	0	n/a	#1
HTH 212	LS	5/14/2015	5/1/2016	57104	REGISTERED PROF NURSE III	N	SR20	9	P	0.9	B	90,708.00	90,708.00	y	N	0	n/a	#1
HTH 212	LS	12/18/2011	4/1/2016	57106	REGISTERED PROF NURSE III	N	SR20	9	P	0.6	B	83,868.00	68,736.00	y	N	0	n/a	#1
HTH 212	LS	5/14/2014	1/4/2016	55962	CLERK III	N	SR8	3	P	1	B	26,700.00	26,700.00	y	N	0	n/a	#1
HTH 212	LS	10/1/2015	2/1/2016	25341	REGISTERED PROF NURSE III	N	SR20	9	P	1	B	99,108.00	99,108.00	y	N	0	n/a	#1
HTH 212	LS	4/25/2015	3/1/2016	25398	REGISTERED PROF NURSE III	N	SR20	9	P	1	B	97,668.00	97,668.00	y	N	0	n/a	#1
HTH 212	LS	7/1/2015	12/14/2015	54875	REGISTERED PROF NURSE III	N	SR20	9	P	1	B	97,668.00	97,668.00	y	N	0	n/a	#1
HTH 212	LS	3/24/2014	3/1/2016	19788	REGISTERED PROF NURSE III	N	SR20	9	P	1	B	83,868.00	83,868.00	y	N	0	n/a	#1
HTH 212	LS	12/31/2014	3/1/2016	55718	ANESTHESIA AIDE FP	N	HE6	10	P	1	B	40,164.00	39,960.00	y	N	0	n/a	#1
HTH 212	LS	6/16/2014	3/1/2016	30846	MEDICAL TECHNOLOGIST III	N	SR20	13	P	1	B	55,584.00	55,584.00	y	N	0	n/a	#1
HTH 212	LS	7/25/2013	3/1/2016	19775	MEDICAL TECHNOLOGIST IV	N	SR22	23	P	1	B	64,920.00	64,920.00	y	N	0	n/a	#1
HTH 212	LS	12/31/2007	3/1/2016	19776	MEDICAL TECHNOLOGIST IV	N	SR22	23	P	1	B	64,920.00	64,920.00	y	N	0	n/a	#1
HTH 212	LS	5/15/2011	3/1/2016	19777	MEDICAL TECHNOLOGIST IV	N	SR22	13	P	1	B	54,876.00	54,876.00	y	N	0	n/a	#1
HTH 212	LS	12/1/2013	3/1/2016	19778	MEDICAL TECHNOLOGIST IV	N	SR22	23	P	1	B	71,712.00	71,712.00	y	N	0	n/a	#1
HTH 212	LS	12/31/2007	3/1/2016	22421	MEDICAL TECHNOLOGIST IV	N	SR22	23	P	1	B	65,388.00	65,388.00	y	N	0	n/a	#1
HTH 212	LS	10/1/2015	2/1/2016	55783	IMAGING SPECIALIST IV	N	SR22	13	P	1	B	71,580.00	71,580.00	y	N	0	n/a	#1
HTH 212	LS	4/1/2015	3/1/2016	56869	IMAGING SPECIALIST IV	N	SR22	13	P	1	B	69,360.00	69,360.00	y	N	0	n/a	#1
HTH 212	LS	11/17/2014	ee; rr	54464	REGISTERED PROF NURSE III	N	SR20	9	P	1	B	100,104.00	100,104.00	y	N	0	n/a	#1
HTH 212	LS	1/13/2015	3/1/2016	55057	REGISTERED PROF NURSE III	N	SR20	9	P	1	B	100,104.00	100,104.00	y	N	0	n/a	#1
HTH 212	LS	2/11/2014	4/1/2016	55526	REGISTERED PROF NURSE III	N	SR20	9	P	0.9	B	85,704.00	85,704.00	y	N	0	n/a	#1
HTH 212	LS	3/8/2012	3/1/2016	55797	IMAGING SPECIALIST IV	N	SR22	13	P	1	B	61,716.00	61,716.00	y	N	0	n/a	#1
HTH 212	LS	1/13/2014	4/1/2016	55989	IMAGING SPECIALIST IV	N	SR22	13	P	1	B	65,616.00	65,616.00	y	N	0	n/a	#1
HTH 212	LS	2/16/2011	5/1/2016	57060	IMAGING SPECIALIST IV	N	SR22	13	P	1	B	61,716.00	0.00	y	N	0	n/a	#1
HTH 212	LS	10/2/2015	3/1/2016	56255	REGISTERED PROF NURSE III	N	SR20	9	P	1	B	99,108.00	99,108.00	y	N	0	n/a	#1
HTH 212	LS	5/16/2015	4/1/2016	109525	PERFUSIONIST	Y	YS1	0	P	1	B	300,000.00	0.00	y	N	0	n/a	#1
HTH 212	LS	5/16/2015	5/1/2016	109526	PERFUSIONIST	Y	YS1	0	P	1	B	300,000.00	0.00	y	N	0	n/a	#1
HTH 212	LS	10/1/2015	3/1/2016	54509	CLERK III	N	SR8	3	P	1	B	33,720.00	33,720.00	y	N	0	n/a	#1
HTH 212	LS	7/31/2015	4/1/2016	54514	CLERK III	N	SR8	3	P	1	B	29,988.00	29,988.00	y	N	0	n/a	#1
HTH 212	LS	5/26/2015	2/1/2016	54454	IMAGING SPECIALIST II	N	SR18	13	P	1	B	54,552.00	54,552.00	y	N	0	n/a	#1
HTH 212	LS	1/23/2015	3/1/2016	54458	IMAGING SPECIALIST II	N	SR18	13	P	1	B	53,040.00	53,040.00	y	N	0	n/a	#1
HTH 212	LS	2/16/2015	2/1/2016	55415	IMAGING SPECIALIST II	N	SR18	13	P	1	B	54,552.00	54,552.00	y	N	0	n/a	#1
HTH 212	LS	10/24/2015	3/1/2016	55416	IMAGING SPECIALIST II	N	SR18	13	P	1	B	56,424.00	56,424.00	y	N	0	n/a	#1
HTH 212	LS	9/10/2015	4/1/2016	55576	IMAGING SPECIALIST II	N	SR18	13	P	1	B	57,576.00	57,576.00	y	N	0	n/a	#1
HTH 212	LS	7/1/2006	4/1/2016	55773	IMAGING SPECIALIST II	N	SR18	13	T	0.3	B	25.50	25.50	y	N	0	n/a	#1
HTH 212	LS	7/29/2015	2/1/2016	55417	IMAGING SPECIALIST III	N	SR20	13	P	1	B	55,992.00	55,992.00	y	N	0	n/a	#1
HTH 212	LS	7/30/2015	3/1/2016	54302	CLERK III	N	SR8	3	P	1	B	31,236.00	31,236.00	y	N	0	n/a	#1
HTH 212	LS	4/16/2014	under review	56245	DIR OF CARDIOVASCULAR SVCS	N	EM5	35	P	1	B	113,459.88	113,459.88	y	N	0	n/a	#1
HTH 212	LS	11/14/2015	2/1/2016	57145	HEALTH UNIT CLERK I	N	SR8	3	P	1	B	26,700.00	26,700.00	y	N	0	n/a	#1



Department of Health - Hawaii Health Systems Corporation  
 Vacancy Report as of November 30, 2015

Table 13

Prog ID	Sub-Org	Date of Vacancy	Expected Fill Date	Position Number	Position Title	Exempt (Y/N)	SR Level	BU Code	Perm Temp (P/T)	FTE	MOF	Budgeted Amount	Actual Salary Last Paid	Authority to Hire (Y/N)	Occupied by 89 Day Hire (Y/N)	# of 89 Hire Appts	Describe if Filled by other Means	Priority # to Retain
HTH 212	LS	4/16/2015	3/1/2016	109262	PER DIEM NURSE	Y	RD1	79	T	0.3	B	45.35	43.61	y	N	0	n/a	#1
HTH 212	LS	4/10/2013	4/1/2016	109263	PER DIEM NURSE	Y	RD1	79	T	0.3	B	45.35	40.20	y	N	0	n/a	#1
HTH 212	LS	3/22/2014	5/1/2016	109368	PER DIEM NURSE	Y	RD1	79	T	0.3	B	45.35	40.20	y	N	0	n/a	#1
HTH 212	LS	3/24/2014	1/12/2016	57119	REGISTERED PROF NURSE III	N	SR20	9	P	0.6	B	83,868.00	74,340.00	y	N	0	n/a	#1
HTH 212	LS	4/7/2013	3/1/2016	57122	REGISTERED PROF NURSE III	N	SR20	9	P	0.6	B	83,868.00	74,340.00	y	N	0	n/a	#1
HTH 212	LS	5/17/2014	4/1/2016	54450	IMAGING SPECIALIST IV	N	SR22	13	P	1	B	63,720.00	63,720.00	y	N	0	n/a	#1
HTH 212	LS	8/12/2014	4/1/2016	55771	IMAGING MULTI SPCLT	N	SR23	13	P	1	B	70,548.00	70,548.00	y	N	0	n/a	#1
HTH 212	LS	7/1/2006	3/1/2016	55781	IMAGING SPECIALIST IV	N	SR22	13	T	0.3	B	34.37	34.37	y	N	0	n/a	#1
HTH 212	LS	2/16/2015	4/1/2016	58136	IMAGING SPECIALIST IV	N	SR22	13	P	1	B	71,496.00	0.00	y	N	0	n/a	#1
HTH 212	LS	7/1/2006	2/1/2016	55775	IMAGING SPECIALIST IV	N	SR22	13	T	0.3	B	29.51	29.51	y	N	0	n/a	#1
HTH 212	LS	11/12/2014	3/1/2016	58106	IMAGING SPECIALIST IV	N	SR20	13	P	1	B	61,380.00	0.00	y	N	0	n/a	#1
HTH 212	LS	10/17/2011	3/1/2016	55088	PHARMACIST I	N	SR22	13	P	1	B	116,676.00	116,676.00	y	N	0	n/a	#1
HTH 212	LS	2/14/2015	3/1/2016	19878	PHARMACY TECHNICIAN ENTRY	N	HE4	10	P	1	B	38,748.00	38,748.00	y	N	0	n/a	#1
HTH 212	LS	7/1/2015	4/1/2016	55212	PHARMACY TECHNICIAN FP	N	HE6	10	P	0.5	B	40,164.00	40,164.00	y	N	0	n/a	#1
HTH 212	LS	6/23/2015	3/1/2016	53662	RESPIRATORY THERAPY TECH FN	N	HE12	10	P	1	B	66,444.00	66,444.00	y	N	0	n/a	#1
HTH 212	LS	8/20/2015	3/1/2016	53664	RESPIRATORY THERAPY TECH FN	N	HE12	10	P	1	B	58,848.00	58,848.00	y	N	0	n/a	#1
HTH 212	LS	7/11/2007	4/1/2016	56260	RESPIRATORY THERAPY TECH FN	N	HE12	10	T	0.3	B	26.53	26.53	y	N	0	n/a	#1
HTH 212	LS	10/2/2015	4/1/2016	57852	RESPIRATORY THERAPY TECH FN	N	HE12	10	T	1	B	55,176.00	55,176.00	y	N	0	n/a	#1
HTH 212	LS	6/2/2015	3/1/2016	55459	REGISTERED PROF NURSE III	N	SR20	9	P	0.9	B	83,868.00	80,640.00	y	N	0	n/a	#1
HTH 212	LS	10/1/2013	4/1/2016	56871	REGISTERED PROF NURSE III	N	SR20	9	T	1	B	83,868.00	83,616.00	y	N	0	n/a	#1
HTH 212	LS	8/13/2007	5/1/2016	53838	REGISTERED PROF NURSE IV	N	SR22	29	P	1	B	92,460.00	77,280.00	y	N	0	n/a	#1
HTH 212	LS	11/26/2015	3/1/2016	56526	REGISTERED PROF NURSE III	N	SR20	9	P	0.8	B	94,332.00	94,332.00	y	N	0	n/a	#1
HTH 212	LS	8/8/2015	3/1/2016	108609	PER DIEM NURSE	Y	RD1	79	T	0.3	B	45.35	45.35	y	N	0	n/a	#1
HTH 212	LS	5/1/2014	5/1/2016	56728	REHABILITATION SVCS MGR	N	SR26	23	P	1	B	96,372.00	96,372.00	y	N	0	n/a	#1
HTH 212	LS	6/2/2015	3/1/2016	54768	PHYSICAL THERAPIST ASST FP	N	HE10	10	P	1	B	58,056.00	58,056.00	y	N	0	n/a	#1
HTH 212	LS	8/16/2014	4/1/2016	55080	PHYSICAL THERAPIST ASST FP	N	HE10	10	P	1	B	54,900.00	54,900.00	y	N	0	n/a	#1
HTH 212	LS	7/31/2015	4/1/2016	55251	PHYSICAL THERAPIST III	N	SR20	13	P	1	B	62,400.00	62,400.00	y	N	0	n/a	#1
HTH 212	LS	12/1/2005	3/1/2016	55582	PHYSICAL THERAPIST III	N	SR20	13	T	0.3	B	35.00	35.00	y	N	0	n/a	#1
HTH 212	LS	12/1/2005	3/1/2016	55584	PHYSICAL THERAPIST III	N	SR20	13	T	0.3	B	35.00	35.00	y	N	0	n/a	#1
HTH 212	LS	12/1/2005	4/1/2016	55585	PHYSICAL THERAPIST III	N	SR20	13	T	0.3	B	35.00	35.00	y	N	0	n/a	#1
HTH 212	LS	7/16/2006	4/1/2016	55871	PHYSICAL THERAPIST III	N	SR20	13	T	0.3	B	35.00	35.00	y	N	0	n/a	#1
HTH 212	LS	6/16/2012	5/1/2016	57461	PHYSICAL THERAPIST III	N	SR20	13	T	1	B	67,344.00	67,344.00	y	N	0	n/a	#1
HTH 212	LS	5/1/2015	5/1/2016	19789	PHYSICAL THERAPIST IV	N	SR22	23	P	1	B	71,076.00	71,076.00	y	N	0	n/a	#1
HTH 212	LS	1/1/2006	3/1/2016	55609	SPEECH PATHOLOGIST IV	N	SR22	13	T	0.3	B	35.00	35.00	y	N	0	n/a	#1
HTH 212	LS	7/16/2011	4/1/2016	57143	SPEECH PATHOLOGIST IV	N	SR22	13	T	0.3	B	35.00	35.00	y	N	0	n/a	#1
HTH 212	LS	5/5/2015	3/1/2016	53691	OCCUP THERAPY AIDE ENTRY	N	HE4	10	P	1	B	37,512.00	36,240.00	y	N	0	n/a	#1
HTH 212	LS	8/16/2009	3/1/2016	56716	OCCUP THERAPY ASST FP	N	HE10	10	T	0.3	B	35.00	35.00	y	N	0	n/a	#1
HTH 212	LS	10/1/2015	4/1/2016	57458	OCCUP THERAPY ASST FP	N	HE10	10	P	1	B	57,696.00	57,696.00	y	N	0	n/a	#1
HTH 212	LS	6/1/2012	4/1/2016	57459	OCCUP THERAPY ASST FP	N	HE10	10	P	1	B	50,928.00	46,932.00	y	N	0	n/a	#1
HTH 212	LS	3/2/2014	3/1/2016	36141	OCCUPATIONAL THERAPIST III	N	SR20	13	P	1	B	74,028.00	74,028.00	y	N	0	n/a	#1
HTH 212	LS	6/16/2012	4/1/2016	57460	OCCUPATIONAL THERAPIST III	N	SR20	13	T	0.3	B	35.00	35.00	y	N	0	n/a	#1
HTH 212	LS	5/1/2014	5/1/2016	57924	OCCUPATIONAL THERAPIST III	N	SR20	13	T	1	B	72,348.00	0.00	y	N	0	n/a	#1
HTH 212	LS	5/27/2015	3/1/2016	57109	CLERK IV	N	SR10	3	P	1	B	28,872.00	28,872.00	y	N	0	n/a	#1
HTH 212	LS	4/11/2015	3/1/2016	57462	LICENSED PRACTICAL NURSE FP	N	HE8	10	P	1	B	43,440.00	41,772.00	y	N	0	n/a	#1
HTH 212	LS	11/30/2015	2/1/2016	19814	KITCHEN HELPER	N	BC2	1	P	1	B	36,684.00	36,684.00	y	N	0	n/a	#1
HTH 212	LS	1/23/2013	5/1/2016	55737	INSTITUTION FOOD SVCS MGR	N	F-208	2	P	1	B	55,392.00	51,000.00	y	N	0	n/a	#1
HTH 212	LS	2/26/2014	3/1/2016	19842	LAUNDRY HELPER I	N	BC2	1	P	1	B	36,684.00	33,888.00	y	N	0	n/a	#1
HTH 212	LS	7/1/2014	4/1/2016	19843	LAUNDRY WORKER I	N	BC3	1	P	1	B	37,716.00	34,848.00	y	N	0	n/a	#1
HTH 212	LS	5/16/2015	3/1/2016	54999	SOCIAL WORKER IV	N	SR22	13	P	1	B	67,512.00	57,624.00	y	N	0	n/a	#1

Department of Health - Hawaii Health Systems Corporation  
Vacancy Report as of November 30, 2015

Table 13

Prog ID	Sub-Org	Date of Vacancy	Expected Fill Date	Position Number	Position Title	Exempt (Y/N)	SR Level	BU Code	Perm Temp (P/T)	FTE	MOF	Budgeted Amount	Actual Salary Last Paid	Authority to Hire (Y/N)	Occupied by 89 Day Hire (Y/N)	# of 89 Hire Appts	Describe if Filled by other Means	Priority # to Retain
HTH 212	LS	9/1/2015	3/1/2016	56380	SOCIAL WORKER IV	N	SR22	13	P	1	B	67,608.00	67,608.00	y	N	0	n/a	#1
HTH 212	LS	7/15/2015	3/1/2016	57206	SOCIAL WORKER IV	N	SR22	13	P	1	B	67,512.00	67,512.00	y	N	0	n/a	#1
HTH 212	LS	6/1/2015	under review	55271	LICENSED PRACTICAL NURSE III	N	HE10	10	P	1	B	57,852.00	57,852.00	y	N	0	n/a	#1
HTH 212	LS	5/19/2015	3/1/2016	58145	CENTRAL SUPPLY AIDE II	N	SR8	3	T	1	B	26,700.00	0.00	y	N	0	n/a	#1
HTH 212	LS	4/1/2015	under review	36254	PURCHASING TECHNICIAN II	N	SR13	3	P	1	B	51,924.00	51,924.00	y	N	0	n/a	#1
HTH 212	LS	11/16/2015	3/1/2016	55649	CLERK IV	N	SR10	3	P	1	B	31,236.00	31,236.00	y	N	0	n/a	#1
HTH 212	LS	10/16/2015	3/1/2016	55571	HOSPITAL SECURITY OFFICER I	N	SR14	3	P	1	B	36,468.00	36,468.00	y	N	0	n/a	#1
HTH 212	LS	5/1/2010	3/1/2016	56783	HOSPITAL SECURITY OFFICER I	N	SR14	3	T	0.3	B	16.21	16.21	y	N	0	n/a	#1
HTH 212	LS	10/30/2015	4/1/2016	57469	HOSPITAL SECURITY OFFICER I	N	SR14	3	P	1	B	35,112.00	35,112.00	y	N	0	n/a	#1
HTH 212	LS	4/23/2015	4/1/2016	55647	HOSPITAL SECURITY OFFICER II	N	SR16	3	P	1	B	42,684.00	42,684.00	y	N	0	n/a	#1
HTH 212	LS	4/1/2013	3/1/2016	57703	HOSPITAL SECURITY OFFICER II	N	SR16	3	P	1	B	36,468.00	0.00	y	N	0	n/a	#1
HTH 212	LS	9/30/2013	1/4/2016	53606	ENVIRON SVCS WKR II	N	BC2	1	P	1	B	36,684.00	33,888.00	y	N	0	n/a	#1
HTH 212	LS	8/1/2015	2/1/2016	53608	ENVIRON SVCS WKR II	N	BC2	1	P	1	B	36,684.00	35,964.00	y	N	0	n/a	#1
HTH 212	LS	7/26/2014	12/14/2015	53610	ENVIRON SVCS WKR II	N	BC2	1	P	1	B	36,684.00	34,560.00	y	N	0	n/a	#1
HTH 212	LS	4/16/2015	2/1/2016	54729	ENVIRON SVCS WKR II	N	BC2	1	P	1	B	36,684.00	35,256.00	y	N	0	n/a	#1
HTH 212	LS	3/31/2015	3/1/2016	55917	ENVIRON SVCS WKR II	N	BC2	1	P	1	B	36,684.00	35,256.00	y	N	0	n/a	#1
HTH 212	LS	4/1/2015	4/1/2016	57378	ENVIRON SVCS WKR II	N	BC2	1	P	1	B	36,684.00	35,256.00	y	N	0	n/a	#1
HTH 212	LS	5/14/2012	2/1/2016	55919	ENVIRON SVCS WKR III	N	WS2	1	P	1	B	39,240.00	36,252.00	y	N	0	n/a	#1
HTH 212	LS	7/7/2015	3/1/2016	55920	ENVIRON SVCS WKR III	N	WS2	1	P	1	B	39,240.00	35,964.00	y	N	0	n/a	#1
HTH 212	LS	7/29/2015	3/1/2016	53902	ENVIRON SVCS SUPERVISOR I	N	F-102	2	P	1	B	41,412.00	35,964.00	y	N	0	n/a	#1
HTH 212	LS	3/16/2013	under review	55971	FACILITIES OPTNS MGR	N	SR26	23	P	1	B	82,128.00	82,128.00	y	N	0	n/a	#1
HTH 212	LS	6/21/2013	3/1/2016	53992	CONSTR & MAINT WORKER I	N	BC9	1	P	1	B	49,176.00	44,544.00	y	N	0	n/a	#1
HTH 212	LS	1/31/2015	4/1/2016	56051	BLDG & GRDS SUPVR I	N	F-109	2	P	1	B	56,016.00	56,016.00	y	N	0	n/a	#1
HTH 212	LS	10/1/2015	3/1/2016	57213	BLDG & GRDS SUPVR II	N	F-209	2	P	1	B	58,452.00	57,300.00	y	N	0	n/a	#1
HTH 212	LS	1/1/2014	3/1/2016	54596	BLDG MAINT WORKER I	N	BC9	1	P	1	B	49,176.00	45,432.00	y	N	0	n/a	#1
HTH 212	LS	10/24/2015	3/1/2016	56272	VAN DRIVER	N	BC5	1	P	0.5	B	40,812.00	40,008.00	y	N	0	n/a	#1
HTH 212	LS	5/1/2007	3/1/2016	22827	AIR CONDITIONING MECHANIC	N	BC10	1	P	1	B	51,048.00	41,364.00	y	N	0	n/a	#1
HTH 212	LS	11/21/2015	3/1/2016	19821	BIOMED ENG TECH III	N	BC14	1	P	1	B	59,112.00	59,112.00	y	N	0	n/a	#1
HTH 212	LS	9/1/2014	2/1/2016	57996	INFORMATION SYSTEMS SPLCLT	N	SR16	13	P	1	B	37,464.00	0.00	y	N	0	n/a	#1
HTH 212	LS	9/16/2015	3/1/2016	44914	INFORMATION SYSTEMS SPLCLT	N	SR20	13	P	1	B	49,308.00	49,308.00	y	N	0	n/a	#1
HTH 212	LS	4/27/2015	3/1/2016	54907	INFORMATION SYSTEMS SPLCLT	N	SR24	13	P	1	B	60,012.00	60,012.00	y	N	0	n/a	#1
HTH 212	LS	9/1/2014	4/1/2016	57995	INFORMATION SYSTEMS SPLCLT	N	SR24	13	P	1	B	53,364.00	0.00	y	N	0	n/a	#1
HTH 212	LS	1/16/2015	ee; rr	57219	INFORMATION SYSTEMS SPLCLT	N	SR26	23	P	1	B	73,032.00	73,032.00	y	N	0	n/a	#1
HTH 212	LS	11/13/2014	3/1/2016	55596	CONTRACTS MANAGER II	N	SR26	13	P	1	B	57,720.00	57,720.00	y	N	0	n/a	#1
HTH 212	LS	10/30/2015	3/1/2016	57987	PRE AUDIT CLERK I	N	SR11	3	P	0.5	B	36,468.00	36,468.00	y	N	0	n/a	#1
HTH 212	LS	1/1/2013	12/1/2015	19869	CLERK III	N	SR8	3	P	1	B	26,700.00	25,668.00	y	N	0	n/a	#1
HTH 212	LS	2/10/2015	2/1/2016	53755	CLERK III	N	SR8	3	P	1	B	26,700.00	26,700.00	y	N	0	n/a	#1
HTH 212	LS	7/20/2015	3/1/2016	36138	CLERK IV	N	SR10	3	P	1	B	33,720.00	33,720.00	y	N	0	n/a	#1
HTH 212	LS	5/2/2015	2/1/2016	31785	PATIENT ACCOUNT REP I	N	SR11	3	P	1	B	33,720.00	33,720.00	y	N	0	n/a	#1
HTH 212	LS	12/17/2013	3/1/2016	54024	PATIENT ACCOUNT REP I	N	SR11	3	P	1	B	36,516.00	36,516.00	y	N	0	n/a	#1
HTH 212	LS	5/1/2015	3/1/2016	56999	PATIENT ACCOUNT REP III	N	SR15	3	P	1	B	41,064.00	41,064.00	y	N	0	n/a	#1
HTH 212	LS	4/1/2014	3/1/2016	56997	PATIENT ACCOUNT REP V	N	SR19	3	P	1	B	48,048.00	48,048.00	y	N	0	n/a	#1
HTH 212	LS	9/1/2014	4/1/2016	57991	PATIENT ACCOUNT REP V	N	SR19	3	P	1	B	41,064.00	0.00	y	N	0	n/a	#1
HTH 212	LS	2/16/2013	5/1/2016	55429	FISCAL MANAGEMENT OFFCR	N	EM5	35	P	1	B	95,680.00	95,680.00	y	N	0	n/a	#1
HTH 212	LS	3/11/2015	3/1/2016	57993	PATIENT ACCOUNT REP III	N	SR15	3	P	1	B	41,064.00	41,064.00	y	N	0	n/a	#1
HTH 212	LS	9/1/2014	3/1/2016	57992	PATIENT FIN SVCS MGR I	N	SR24	23	P	1	B	53,364.00	0.00	y	N	0	n/a	#1
HTH 212	LS	10/5/2015	1/19/2016	57021	PATIENT ACCESS REP I	N	SR11	3	P	1	B	39,492.00	39,492.00	y	N	0	n/a	#1
HTH 212	LS	5/16/2015	1/19/2016	57030	PATIENT ACCESS REP I	N	SR11	3	P	1	B	29,988.00	29,988.00	y	N	0	n/a	#1
HTH 212	LS	10/5/2015	1/19/2016	57032	PATIENT ACCESS REP I	N	SR11	3	P	1	B	33,720.00	33,720.00	y	N	0	n/a	#1

Department of Health - Hawaii Health Systems Corporation  
Vacancy Report as of November 30, 2015

Table 13

Prog ID	Sub-Org	Date of Vacancy	Expected Fill Date	Position Number	Position Title	Exempt (Y/N)	SR Level	BU Code	Perm Temp (P/T)	FTE	MOF	Budgeted Amount	Actual Salary Last Paid	Authority to Hire (Y/N)	Occupied by 89 Day Hire (Y/N)	# of 89 Hire Appts	Describe if Filled by other Means	Priority # to Retain
HTH 212	LS	11/14/2015	1/19/2016	57044	PATIENT ACCESS REP I	N	SR11	3	P	1	B	29,988.00	29,988.00	y	N	0	n/a	#1
HTH 212	LS	2/1/2011	1/19/2016	57051	PATIENT ACCESS REP II	N	SR13	3	P	0.5	B	32,460.00	0.00	y	N	0	n/a	#1
HTH 212	LS	12/31/2014	3/1/2016	57007	PATIENT ACCESS REP V	N	SR19	3	P	1	B	56,172.00	56,172.00	y	N	0	n/a	#1
HTH 212	LS	2/23/2015	4/1/2016	57008	PATIENT ACCESS REP V	N	SR19	3	P	1	B	46,188.00	46,188.00	y	N	0	n/a	#1
HTH 212	LS	5/2/2015	12/17/2015	56876	PATIENT FINANCIAL COUNSELOR	N	SR15	3	P	1	B	36,468.00	36,468.00	y	N	0	n/a	#1
HTH 212	LS	7/1/2011	ee; rr	38641	SECRETARY IV	N	SR18	63	P	1	B	57,708.00	57,708.00	y	N	0	n/a	#1
HTH 212	LS	11/12/2015	3/1/2016	55496	HOSP ENVIR/SAFETY OFCR IV	N	SR22	13	P	1	B	70,188.00	70,188.00	y	N	0	n/a	#1
HTH 212	LS	12/31/2011	3/1/2016	109297	ASST ADMR/CHIEF FIN OFFCR	Y	MTG	0	P	1	B	147,000.00	118,750.08	y	N	0	n/a	#1
HTH 212	LS	6/1/2015	2/1/2016	109222	ASST ADMR CHIEF CLINICAL EXE	Y	MTG	0	P	1	B	147,000.00	139,360.00	y	N	0	n/a	#1
HTH 212	LS	7/31/2015	12/31/2015	55295	CLERK IV	N	SR10	3	P	1	B	35,112.00	35,112.00	y	N	0	n/a	#1
HTH 212	LS	6/26/2015	3/1/2016	57919	INFORMATION SYSTEMS SPCLT	N	SR24	13	P	1	B	75,960.00	75,960.00	y	N	0	n/a	#1
HTH 212	LS	7/31/2015	3/1/2016	57916	REGISTERED PROF NURSE IV	N	SR22	9	P	1	B	112,020.00	112,020.00	y	N	0	n/a	#1
HTH 212	LS	9/16/2015	1/4/2016	19871	CLERK III	N	SR8	3	P	1	B	26,700.00	26,700.00	y	N	0	n/a	#1
HTH 212	LS	7/16/2015	3/1/2016	58187	HUMAN RESOURCES CLERK IV	N	SR11	63	T	1	B	29,988.00	0.00	y	N	0	n/a	#1
HTH 212	LS	4/25/2015	4/1/2016	56769	HUMAN RESOURCES SPECIALIS	N	SR26	93	P	1	B	62,424.00	62,424.00	y	N	0	n/a	#1
HTH 212	LS	9/1/2015	ee; rr	54949	HEALTH INFO CLK I	N	SR8	3	P	1	B	27,768.00	27,768.00	y	N	0	n/a	#1
HTH 212	LS	10/25/2012	12/1/2015	57383	HEALTH INFO CLK I	N	SR8	3	T	1	B	26,700.00	25,688.00	y	N	0	n/a	#1
HTH 212	LS	5/1/2012	12/14/2015	57447	HEALTH INFO CLK I	N	SR8	3	T	1	B	26,700.00	0.00	y	N	0	n/a	#1
HTH 212	LS	7/16/2015	12/14/2015	58184	HEALTH INFO CLK I	N	SR8	3	T	1	B	26,700.00	0.00	y	N	0	n/a	#1
HTH 212	LS	3/13/2015	12/14/2015	34048	HEALTH INFO TECH I	N	SR11	3	P	1	B	31,236.00	31,236.00	y	N	0	n/a	#1
HTH 212	LS	7/16/2015	3/1/2016	58181	CODER I	N	SR13	3	T	1	B	36,060.00	0.00	y	N	0	n/a	#1
HTH 212	LS	7/16/2015	4/1/2016	58182	CODER I	N	SR13	3	T	1	B	36,060.00	0.00	y	N	0	n/a	#1
HTH 212	LS	12/1/2010	4/1/2016	36521	HEALTH INFO SPCLST II	N	SR18	13	P	1	B	56,712.00	56,712.00	y	N	0	n/a	#1
HTH 212	LS	6/1/2015	3/1/2016	22662	SECRETARY I	N	SR12	3	P	1	B	36,468.00	36,468.00	y	N	0	n/a	#1
HTH 212	LS	8/28/2014	3/1/2016	55274	MEDICAL STAFF SVCS DIR	N	SR26	93	P	1	B	82,140.00	82,140.00	y	N	0	n/a	#1
HTH 212	LS	12/31/2014	3/1/2016	108882	CHIEF MEDICAL OFFICER	Y	MTD	0	P	1	B	226,000.00	178,516.00	y	N	0	n/a	#1
HTH 212	LS	3/4/2015	1/19/2016	56883	CLERK IV	N	SR10	3	P	1	B	28,872.00	28,872.00	y	N	0	n/a	#1
HTH 212	LS	8/2/2014	3/1/2016	109186	STAFF PHYSICIAN	Y	YS1	0	P	0.8	B	250,500.00	210,000.00	y	N	0	n/a	#1
HTH 212	LS	12/20/2013	4/1/2016	109484	STAFF PHYSICIAN	Y	YS1	0	T	1	B	250,500.00	0.00	y	N	0	n/a	#1
HTH 212	LS	4/16/2014	5/1/2016	109494	STAFF PHYSICIAN	Y	YS1	0	T	0.3	B	250,500.00	0.00	y	N	0	n/a	#1
HTH 212	LS	4/1/2013	3/1/2016	109462	PHYSICIAN (EXTENDER)	Y	YS1	0	P	1	B	250,500.00	0.00	y	N	0	n/a	#1
HTH 212	LS	10/20/2015	3/1/2016	109366	STAFF PHYSICIAN	Y	YS1	0	P	1	B	325,000.00	325,000.00	y	N	0	n/a	#1
HTH 212	LS	4/1/2015	4/1/2016	109367	STAFF PHYSICIAN	Y	YS1	0	P	1	B	325,000.00	325,000.00	y	N	0	n/a	#1
HTH 212	LS	1/10/2015	5/1/2016	109374	STAFF PHYSICIAN	Y	YS1	0	P	1	B	350,000.00	350,000.00	y	N	0	n/a	#1
HTH 212	LS	1/1/2013	3/1/2016	109460	STAFF SURGEON	Y	YS1	0	T	0.3	B	350,000.00	0.00	y	N	0	n/a	#1
HTH 212	LS	3/1/2014	4/1/2016	109490	STAFF SURGEON	Y	YS1	0	P	1	B	400,000.00	0.00	y	N	0	n/a	#1
HTH 212	LS	9/16/2015	4/1/2016	109531	STAFF SURGEON	Y	YS1	0	P	1	B	600,000.00	0.00	y	N	0	n/a	#1
HTH 212	LS	9/16/2015	2/1/2016	109530	PHYSICIAN (EXTENDER)	Y	YS1	0	P	1	B	250,500.00	0.00	y	N	0	n/a	#1
HTH 212	LS	11/9/2015	3/1/2016	55875	CLERK IV	N	SR10	3	P	1	B	33,720.00	33,720.00	y	N	0	n/a	#1
HTH 212	LS	7/11/2015	2/1/2016	29023	REGISTERED PROF NURSE VI	N	SR24	29	P	0.9	B	115,332.00	115,332.00	y	N	0	n/a	#1
HTH 212	LS	5/1/2014	3/1/2016	55270	REGISTERED PROF NURSE VI	N	SR24	29	P	1	B	107,400.00	107,400.00	y	N	0	n/a	#1
HTH 212	LS	5/29/2015	4/1/2016	57107	REGISTERED PROF NURSE VI	N	SR24	29	P	0.75	B	110,892.00	110,892.00	y	N	0	n/a	#1
HTH 212	LS	3/29/2015	3/1/2016	108614	PER DIEM NURSE	Y	RD1	79	T	0.3	B	45.35	43.61	y	N	0	n/a	#1
HTH 212	LS	2/2/2014	3/1/2016	108833	PER DIEM NURSE	Y	RD1	79	T	0.3	B	45.35	40.20	y	N	0	n/a	#1
HTH 212	LS	12/17/2014	3/1/2016	108834	PER DIEM NURSE	Y	RD1	79	T	0.3	B	45.35	43.61	y	N	0	n/a	#1
HTH 212	LS	8/16/2014	3/1/2016	109110	PER DIEM CNA	Y	10I	10	T	0.3	B	19.31	19.21	y	N	0	n/a	#1
HTH 212	LS	7/1/2013	3/1/2016	109280	PER DIEM CNA	Y	10I	10	T	0.3	B	19.31	19.15	y	N	0	n/a	#1
HTH 212	LS	12/6/2013	4/1/2016	109281	PER DIEM CNA	Y	10I	10	T	0.3	B	19.31	19.15	y	N	0	n/a	#1
HTH 212	LS	2/15/2014	4/1/2016	109283	PER DIEM CNA	Y	10I	10	T	0.3	B	19.31	19.21	y	N	0	n/a	#1

Department of Health - Hawaii Health Systems Corporation  
 Vacancy Report as of November 30, 2015

Table 13

Prog ID	Sub-Org	Date of Vacancy	Expected Fill Date	Position Number	Position Title	Exempt (Y/N)	SR Level	BU Code	Perm Temp (P/T)	FTE	MOF	Budgeted Amount	Actual Salary Last Paid	Authority to Hire (Y/N)	Occupied by 89 Day Hire (Y/N)	# of 89 Hire Appts	Describe if Filled by other Means	Priority # to Retain
HTH 212	LS	1/14/2014	5/1/2016	109301	PER DIEM CNA	Y	10I	10	T	0.3	B	19.31	19.21	y	N	0	n/a	#1
HTH 212	LS	5/30/2014	5/1/2016	109302	PER DIEM CNA	Y	10I	10	T	0.3	B	19.31	19.21	y	N	0	n/a	#1
HTH 212	LS	11/15/2014	3/1/2016	109444	PER DIEM CNA	Y	10I	10	T	0.3	B	19.31	19.21	y	N	0	n/a	#1
HTH 212	LS	4/14/2015	3/1/2016	109445	PER DIEM CNA	Y	10I	10	T	0.3	B	19.31	19.31	y	N	0	n/a	#1
HTH 212	LS	9/7/2015	3/1/2016	56371	CLERK IV	N	SR10	3	P	0.5	B	28,872.00	28,872.00	y	N	0	n/a	#1
HTH 212	LS	7/30/2015	4/1/2016	58190	HEALTH UNIT CLERK II	N	SR10	3	T	1	B	28,872.00	0.00	y	N	0	n/a	#1
HTH 212	LS	5/28/2014	4/1/2016	55629	REGISTERED PROF NURSE III	N	SR20	9	P	0.9	B	83,868.00	83,616.00	y	N	0	n/a	#1
HTH 212	LS	3/9/2015	ee; rr	55631	REGISTERED PROF NURSE III	N	SR20	9	P	0.9	B	90,708.00	90,708.00	y	N	0	n/a	#1
HTH 212	LS	3/8/2015	4/1/2016	56365	REGISTERED PROF NURSE III	N	SR20	9	P	0.9	B	90,708.00	90,708.00	y	N	0	n/a	#1
HTH 212	LS	4/19/2015	ee; rr	56367	REGISTERED PROF NURSE III	N	SR20	9	P	0.6	B	90,708.00	90,708.00	y	N	0	n/a	#1
HTH 212	LS	1/20/2015	3/1/2016	57552	REGISTERED PROF NURSE III	N	SR20	9	P	1	B	90,708.00	90,708.00	y	N	0	n/a	#1
HTH 212	LS	10/16/2012	3/1/2016	57555	REGISTERED PROF NURSE III	N	SR20	9	P	0.9	B	83,868.00	0.00	y	N	0	n/a	#1
HTH 212	LS	10/16/2012	3/1/2016	57556	REGISTERED PROF NURSE III	N	SR20	9	P	0.9	B	83,868.00	0.00	y	N	0	n/a	#1
HTH 212	LS	7/29/2015	ee; rr	52191	NURSE AIDE FP	N	HE4	10	P	1	B	37,512.00	37,512.00	y	N	0	n/a	#1
HTH 212	LS	7/28/2015	ee; rr	54568	NURSE AIDE FP	N	HE4	10	P	1	B	40,164.00	40,164.00	y	N	0	n/a	#1
HTH 212	LS	7/30/2015	ee; rr	54570	NURSE AIDE FP	N	HE4	10	P	1	B	37,512.00	37,512.00	y	N	0	n/a	#1
HTH 212	LS	10/3/2015	12/1/2015	55186	NURSE AIDE FP	N	HE4	10	P	0.5	B	37,512.00	37,512.00	y	N	0	n/a	#1
HTH 212	LS	7/30/2015	ee; rr	55226	NURSE AIDE FP	N	HE4	10	P	1	B	37,512.00	37,512.00	y	N	0	n/a	#1
HTH 212	LS	3/21/2014	3/1/2016	56007	NURSE AIDE FP	N	HE4	10	P	0.5	B	37,512.00	34,944.00	y	N	0	n/a	#1
HTH 212	LS	5/29/2014	4/1/2016	49397	REGISTERED PROF NURSE III	N	SR20	9	P	1	B	83,868.00	83,868.00	y	N	0	n/a	#1
HTH 212	LS	7/21/2015	ee; rr	57550	REGISTERED PROF NURSE IV	N	SR22	9	P	1	B	114,816.00	114,816.00	y	N	0	n/a	#1
HTH 212	LS	9/26/2015	3/1/2016	55413	COMPL & PRIVACY SPCLST IV	N	SR22	13	P	0.5	B	62,424.00	62,424.00	y	N	0	n/a	#1
HTH 212	LS	9/1/2015	4/1/2016	54820	COMPL & PRIVACY SPCLST III	N	SR20	13	P	1	B	51,300.00	51,300.00	y	N	0	n/a	#1
HTH 212	LS	3/21/2015	2/1/2016	55594	REGISTERED PROF NURSE IV	N	SR22	29	P	1	B	100,020.00	100,020.00	y	N	0	n/a	#1
HTH 212	LS	10/6/2015	12/11/2015	57983	REGISTERED PROF NURSE IV	N	SR22	9	T	1	B	109,296.00	109,296.00	y	N	0	n/a	#1
HTH 212	LS	9/16/2015	12/28/2015	58191	REGISTERED PROF NURSE III	N	SR20	9	T	1	B	83,868.00	0.00	y	N	0	n/a	#1
HTH 212	LS	1/11/2014	3/1/2016	56770	MEDICAL TECHNOLOGIST IV	N	SR22	13	P	1	B	58,980.00	58,980.00	y	N	0	n/a	#1
HTH 212	LS	3/18/2014	3/1/2016	57906	MEDICAL TECHNOLOGIST IV	N	SR22	13	T	0.3	B	26.38	0.00	y	N	0	n/a	#1
HTH 212	LS	12/1/2011	under review	55933	HOSPITAL MANAGEMENT OFFIC	N	EM7	35	P	1	B	101,064.00	101,064.00	y	N	0	n/a	#1
HTH 212	LS	1/13/2015	1/11/2016	23013	REGISTERED PROF NURSE III	N	SR20	9	P	1	B	94,332.00	90,708.00	y	N	0	n/a	#1
HTH 212	LS	5/3/2015	1/11/2016	23016	REGISTERED PROF NURSE IV	N	SR22	9	P	1	B	104,016.00	100,020.00	y	N	0	n/a	#1
HTH 212	LS	5/12/2003	3/1/2016	19864	CERTIFIED NURSE AIDE ENTRY	N	HE2	10	T	0.3	B	17.42	15.32	y	N	0	n/a	#1
HTH 212	LS	7/2/2001	3/1/2016	23644	CERTIFIED NURSE AIDE ENTRY	N	HE2	10	T	0.3	B	17.42	12.64	y	N	0	n/a	#1
HTH 212	LS	10/16/2013	3/1/2016	109465	PER DIEM NURSE	Y	RD1	79	T	0.3	B	45.35	0.00	y	N	0	n/a	#1
HTH 212	LS	10/16/2013	3/1/2016	109466	PER DIEM NURSE	Y	RD1	79	T	0.3	B	45.35	0.00	y	N	0	n/a	#1
HTH 212	LS	1/1/2005	3/1/2016	55354	CERTIFIED NURSE AIDE ENTRY	N	HE2	10	T	0.3	B	17.42	14.95	y	N	0	n/a	#1
HTH 212	LS	11/26/2007	3/1/2016	23012	MEDICAL TECHNOLOGIST III	N	SR20	13	P	1	B	62,424.00	51,552.00	y	N	0	n/a	#1
HTH 212	LS	2/20/2002	1/11/2016	54779	MEDICAL TECHNOLOGIST III	N	SR20	13	T	0.3	B	30.01	30.01	y	N	0	n/a	#1
HTH 212	LS	2/1/2013	5/1/2016	56235	MEDICAL TECHNOLOGIST III	N	SR20	13	P	1	B	62,424.00	60,024.00	y	N	0	n/a	#1
HTH 212	LS	9/1/2006	2/1/2016	55897	IMAGING SPECIALIST II	N	SR18	13	T	0.3	B	25.50	24.66	y	N	0	n/a	#1
HTH 212	LS	3/25/2002	2/1/2016	54829	KITCHEN HELPER	N	BC2	1	T	0.3	B	17.64	16.75	y	N	0	n/a	#1
HTH 212	LS	10/9/2001	2/1/2016	54035	ENVIRON SVCS WKR II	N	BC2	1	T	0.3	B	17.64	15.98	y	N	0	n/a	#1
HTH 212	LS	6/16/2011	3/1/2016	57133	SOCIAL WORKER IV	N	SR22	13	T	0.3	B	32.46	0.00	y	N	0	n/a	#1
HTH 212	LS	7/16/2015	3/1/2016	58150	HEALTH UNIT CLERK I	N	SR8	3	T	1	B	26,700.00	0.00	y	N	0	n/a	#1
HTH 212	LS	11/20/2015	1/11/2016	20106	REGISTERED PROF NURSE III	N	SR20	9	P	1	B	94,332.00	94,332.00	y	N	0	n/a	#1
HTH 212	LS	7/16/2015	1/11/2016	58149	REGISTERED PROF NURSE III	N	SR20	9	T	1	B	83,868.00	0.00	y	N	0	n/a	#1
HTH 212	LS	7/16/2015	3/1/2016	58151	CERTIFIED NURSE AIDE FP	N	HE4	10	P	1	B	37,512.00	0.00	y	N	0	n/a	#1
HTH 212	LS	7/16/2015	3/1/2016	58152	CERTIFIED NURSE AIDE FP	N	HE4	10	P	1	B	37,512.00	0.00	y	N	0	n/a	#1
HTH 212	LS	7/16/2015	3/1/2016	58153	CERTIFIED NURSE AIDE FP	N	HE4	10	P	1	B	37,512.00	0.00	y	N	0	n/a	#1

Department of Health - Hawaii Health Systems Corporation  
Vacancy Report as of November 30, 2015

Table 13

Prog ID	Sub-Org	Date of Vacancy	Expected Fill Date	Position Number	Position Title	Exempt (Y/N)	SR Level	BU Code	Perm Temp (P/T)	FTE	MOF	Budgeted Amount	Actual Salary Last Paid	Authority to Hire (Y/N)	Occupied by 89 Day Hire (Y/N)	# of 89 Hire Appts	Describe if Filled by other Means	Priority # to Retain
HTH 212	LS	7/16/2015	3/1/2016	58154	CERTIFIED NURSE AIDE FP	N	HE4	10	P	1	B	37,512.00	0.00	y	N	0	n/a	#1
HTH 212	LS	7/16/2015	3/1/2016	58180	CERTIFIED NURSE AIDE FP	N	HE4	10	P	1	B	37,512.00	0.00	y	N	0	n/a	#1
HTH 212	LS	2/8/2015	3/1/2016	20060	CERTIFIED NURSE AIDE FP	N	HE4	10	P	1	B	37,512.00	36,240.00	y	N	0	n/a	#1
HTH 212	LS	11/14/2015	3/1/2016	26446	CERTIFIED NURSE AIDE FP	N	HE4	10	P	1	B	37,512.00	36,060.00	y	N	0	n/a	#1
HTH 212	LS	12/16/2013	3/1/2016	20038	REGISTERED PROF NURSE V	N	SR23	29	P	1	B	96,888.00	96,888.00	y	N	0	n/a	#1
HTH 212	LS	12/31/2014	3/1/2016	20086	CERTIFIED NURSE AIDE FP	N	HE4	10	P	1	B	37,512.00	36,060.00	y	N	0	n/a	#1
HTH 212	LS	7/16/2015	7/1/2016	20040	CERTIFIED NURSE AIDE FP	N	HE4	10	P	1	B	37,512.00	36,060.00	y	N	0	n/a	#1
HTH 212	LS	11/1/2014	7/1/2016	29768	CERTIFIED NURSE AIDE FP	N	HE4	10	P	1	B	37,512.00	36,060.00	y	N	0	n/a	#1
HTH 212	LS	5/22/2015	1/11/2016	53666	REGISTERED PROF NURSE III	N	SR20	9	P	1	B	95,292.00	95,292.00	y	N	0	n/a	#1
HTH 212	LS	5/21/2015	3/1/2016	20045	CERTIFIED NURSE AIDE FP	N	HE4	10	P	1	B	40,164.00	40,164.00	y	N	0	n/a	#1
HTH 212	LS	1/16/2015	3/1/2016	58133	HEALTH UNIT CLERK I	N	SR8	3	T	0.5	B	26,700.00	12.84	y	Y	0	n/a	#1
HTH 212	LS	4/16/2008	7/1/2016	23651	IMAGING SPECIALIST II	N	SR18	13	T	0.3	B	25.50	25.50	y	Y	1	n/a	#1
HTH 212	LS	10/6/2014	7/1/2016	58000	PHYSICAL THERAPIST III	N	SR20	13	T	0.3	B	30.00	30.00	y	Y	1	n/a	#1
HTH 212	LS	5/1/2015	7/1/2016	58148	PHYSICAL THERAPIST III	N	SR20	13	T	0.3	B	30.00	30.00	y	Y	1	n/a	#1
HTH 212	LS	10/6/2014	7/1/2016	57999	OCCUPATIONAL THERAPIST IV	N	SR22	23	T	0.3	B	37.62	37.62	y	Y	1	n/a	#1
HTH 212	LS	1/16/2014	3/1/2016	20112	RECREATIONAL AIDE FP	N	HE6	10	P	1	B	40,164.00	40,164.00	y	N	0	n/a	#1
HTH 212	LS	10/16/2015	12/16/2015	20054	COOK II	N	BC8	1	P	1	B	45,924.00	45,924.00	y	N	0	n/a	#1
HTH 212	LS	7/8/2015	3/1/2016	19943	LICENSED PRACTICAL NURSE II	N	HE8	10	P	1	B	43,440.00	41,568.00	y	N	0	n/a	#1
HTH 212	LS	8/17/2015	3/1/2016	19993	ENVIRON SVCS WKR II	N	BC2	1	P	1	B	36,684.00	35,964.00	y	N	0	n/a	#1
HTH 212	LS	11/16/2015	1/16/2016	20028	BLDG & GRDS UTILITY WORKER	N	BC5	1	P	1	B	40,812.00	40,812.00	y	N	0	n/a	#1
HTH 212	LS	9/5/2015	3/1/2016	20102	ACCOUNT CLERK III	N	SR11	3	P	1	B	31,236.00	31,236.00	y	N	0	n/a	#1
HTH 212	LS	8/25/2015	3/1/2016	56774	CLERK IV	N	SR10	3	P	1	B	32,460.00	32,460.00	y	N	0	n/a	#1
HTH 212	LS	5/9/2015	3/1/2016	109421	HOSPITAL ADMINISTRATOR	Y	MTG	0	P	1	B	166,400.00	166,400.00	y	N	0	n/a	#1
HTH 212	LS	12/31/2014	3/1/2016	108840	DIRECTOR OF NURSING	Y	MTJ	0	P	1	B	99,000.00	99,000.00	y	N	0	n/a	#1
HTH 212	LS	8/1/2015	1/11/2016	19942	REGISTERED PROF NURSE III	N	SR20	9	P	1	B	83,868.00	99,108.00	y	N	0	n/a	#1
HTH 212	LS	8/16/2013	3/1/2016	54942	CERTIFIED NURSE AIDE FP	N	HE4	10	P	1	B	37,512.00	34,836.00	y	N	0	n/a	#1
HTH 212	LS	5/18/2015	3/1/2016	56764	CERTIFIED NURSE AIDE FP	N	HE4	10	P	1	B	37,512.00	36,060.00	y	N	0	n/a	#1
HTH 212	LS	11/10/2015	12/3/2015	109054	PER DIEM NURSE	Y	RD1	79	T	0.3	B	45.35	45.35	y	Y	1	n/a	#1
HTH 212	LS	3/16/2015		109519	STAFF PHYSICIAN	Y	YS1	0	P	1	B	190,000.00		Y	N			1
HTH 212	LS	7/1/2015		109317	STAFF PHYSICIAN	Y	YS1	93	P	1	B	190,000.00	150,545.00	Y				2
HTH 212	LS	11/2/2015		58053	PATIENT FIN SVCS MGR II	N	SR26	13	T	1	B	20,000.00			N		TA ONLY	1
HTH 212	LS	8/12/2015	12/8/2015	58047	HEALTH INFO ADMR	N	SR24	23	P	1	B	82,500.00	81,756.00				FILLED	1
HTH 212	LS	7/6/2015	12/16/2015	34619	REGISTERED PROF NURSE III	N	SR20	9	P	1	B	83,868.00	94,332.00				FILLED	1
HTH 212	LS	8/16/2012		57344	AUTOMOTIVE MECHANIC I	N	BC10	1	T	1	B	20,000.00			N		TA ONLY	
HTH 212	LS	11/13/2015	12/28/2015	18193	CERTIFIED NURSE AIDE FP	N	HE4	10	P	1	B	37512.00	16,738.03	Y	N	0	N/A	
HTH 212	LS	11/1/2015	n/a	18239	CERTIFIED NURSE AIDE FP	N	HE4	10	P	1	B	37512.00	34,640.00	N	N	0	N/A	
HTH 212	LS	11/1/2015	n/a	56787	CERTIFIED NURSE AIDE FP	N	HE4	10	P	1	B	37512.00	34,338.86	N	N	0	N/A	1
HTH 212	LS	1/22/2015	12/1/2015	57957	OCCUP THERAPY ASST FP	N	HE10	10	P	1	B	50928.00	0	Y	N	0	N/A	3
HTH 212	LS	6/1/2010	1/1/2016	18448	KITCHEN HELPER	N	BC2	1	P	1	B	35256.00	43582.00	Y	N	0	N/A	abolish
HTH 212	LS	11/1/2015	1/1/2016	18452	KITCHEN HELPER	N	BC2	1	P	1	B	36684.00	32,506.50	Y	N	0	N/A	abolish
HTH 212	LS	4/4/2013	n/a	57186	KITCHEN HELPER	N	BC2	1	T	1	B	36684.00	0	N	N	0	N/A	2
HTH 212	LS	9/1/2015	7/1/2016	53589	INFORMATION SYSTEMS SPLCT	N	SR26	23	P	1	B	82140.00	78,717.50	N	N	0	N/A	4
HTH 212	LS	10/31/2015	7/1/2016	57188	REG HUMAN RESOURCES DIR III	N	EM5	35	P	1	B	131368.00	125,894.00	N	N	0	N/A	5
HTH 212	LS	6/23/2014	7/1/2016	57955	HEALTH INFO ADMR	N	SR24	23	P	1	B	53364.00	0	Y	N	0	N/A	abolish
HTH 212	LS	11/1/2015	n/a	55336	REGISTERED PROF NURSE III	N	SR20	9	P	1	B	87228.00	33,141.62	N	N	0	N/A	8
HTH 212	LS	5/20/2015	1/1/2016	109453	DIRECTOR OF NURSING	Y	MTK	0	P	1	B	120997.00	102,081.47	Y	N	0	N/A	15
HTH 212	LS	1/11/2015	7/1/2016	55604	REGISTERED PROF NURSE III	N	SR20	9	P	1	B	89,132.00	72,718.55	N	N	0	N/A	11
HTH 212	LS	5/30/2015	7/1/2016	20979	CERTIFIED NURSE AIDE FP	N	HE4	10	P	1	B	36,341.00	33,130.00	Y	N	0	N/A	abolish
HTH 212	LS	7/12/2014	7/1/2016	26291	CERTIFIED NURSE AIDE FP	N	HE4	10	P	1	B	34,944.00	28,335.34	N	N	0	N/A	1

Department of Health - Hawaii Health Systems Corporation  
 Vacancy Report as of November 30, 2015

Table 13

<u>Prog ID</u>	<u>Sub-Org</u>	<u>Date of Vacancy</u>	<u>Expected Fill Date</u>	<u>Position Number</u>	<u>Position Title</u>	<u>Exempt (Y/N)</u>	<u>SR Level</u>	<u>BU Code</u>	<u>Perm Temp (P/T)</u>	<u>FTE</u>	<u>MOF</u>	<u>Budgeted Amount</u>	<u>Actual Salary Last Paid</u>	<u>Authority to Hire (Y/N)</u>	<u>Occupied by 89 Day Hire (Y/N)</u>	<u># of 89 Hire Appts</u>	<u>Describe if Filled by other Means</u>	<u>Priority # to Retain</u>
HTH 212	LS	9/22/2014	1/16/2016	100911	STUDENT HELPER II	Y	UDII	0	T	0.48	B	7,787.00	2,452.50	Y	N	0	N/A	13
HTH 212	LS	6/29/2014	7/1/2016	24147	ENVIRON SVCS WKR II	N	BC2	1	P	1	B	35,243.00	32,506.50	N	N	0	N/A	12
HTH 212	LS	9/23/2014	2/1/2016	55140	HEALTH INFO SPCLST IV	N	SR22	13	P	1	B	80,587.60	64,920.00	Y	N	0	N/A	6
HTH 212	LS	3/1/2013	7/1/2016	21093	SECRETARY II	N	SR14	3	P	1	B	33,720.00	37,968.00	Y	N	0	N/A	17
HTH 212	LS	10/1/2014	7/1/2016	57181	REGISTERED PROF NURSE VI	N	SR24	9	P	1	B	103,721.00	95,908.50	Y	N	0	N/A	16
HTH 210	LA	4/1/2015		55534	SENIOR CONTRACTS MANAGER	N	EM5	35	P	1	B	75588		Y	N			7
HTH 210	LA	7/18/2015		109429	PRIVATE SECRETARY	Y	MTN	0	P	1	B	50375.52		Y	N			1
HTH 210	LA	7/7/2015		57291	INFORMATION SYSTEMS SPCLT	N	SR24	13	P	1	B	57293		Y	N			1
HTH 210	LA	6/1/2015		53407	INFORMATION SYSTEMS SPCLT	N	SR24	13	P	1	B	78624		Y	N			
HTH 210	LA	6/8/2015		57827	REVENUE CYCLE ANALYST V	N	SR24	13	P	1	B	62112		Y	N			1
HTH 210	LA	7/8/2014		109504	APPLICATIONS MGR	Y	MTK	13	P	1	B	125000		Y	N			1
HTH 210	LA	7/11/2015		57870	INFORMATION SYSTEMS SPCLT	N	SR24	13	P	1	B	57432		Y	N			1
HTH 210	LA	8/1/2015		106910	CORPORATE CONTROLLER	Y	MTH	0	P	1	B	96000		Y	N			1
HTH 210	LA	10/1/2015		57873	HUMAN RESOURCES MANAGER	N	EM5	35	P	1	B	94958.15		Y	N			

Department of Health - Hawaii Health Systems Corporation  
 Personnel Separations from July 1, 2014 to November 30, 2015

Table 14

Prog ID	Sub-Org	Separation Date	Position Number	Position Title	Exempt (Y/N)	SR Level	BU Code	T/P	MOF	Budgeted FTE	Budgeted Salary	Actual FTE	Actual Salary
HTH 212	LS	7/28/2014	57087	CERTIFIED NURSE AIDE FP	N	HE04	10	P	B	1	36060	1	36060
HTH 212	LS	8/22/2014	20206	REGISTERED PROF NURSE V	N	SR23	29	P	B	1	109272	1	109272
HTH 212	LS	9/30/2014	55475	OCCUPATIONAL THERAPIST III	N	SR20	13	P	B	0.6	45576	0.6	75792
HTH 212	LS	10/5/2014	53530	LICENSED PRACTICAL NURSE III	N	HE06	10	P	B	1	38556	1	38556
HTH 212	LS	10/16/2014	45545	ACCOUNTANT IV	N	SR22	13	P	B	1	47400	1	60336
HTH 212	LS	10/24/2014	55492	REGISTERED PROF NURSE VI	N	SR24	29	P	B	1	108180	1	108180
HTH 212	LS	10/24/2014	57299	SPEECH PATHOLOGIST III	N	SR20	13	P	B	0.8	64920	0.8	95784
HTH 212	LS	10/28/2014	57675	KITCHEN HELPER	N	BC02	01	T	B	0.5	35256	0.5	35256
HTH 212	LS	10/31/2014	54044	RECREATIONAL AIDE ENTRY	N	HE04	10	P	B	1	36060	1	36060
HTH 212	LS	11/8/2014	41404	REGISTERED PROF NURSE III	N	SR20	09	P	B	1	90708	1	90708
HTH 212	LS	12/4/2014	57088	LICENSED PRACTICAL NURSE III	N	HE08	10	P	B	1	41568	1	41568
HTH 212	LS	12/30/2014	20199	CLERK TYPIST III	N	SR10	03	P	B	1	41064	1	41064
HTH 212	LS	12/30/2014	49447	CERTIFIED NURSE AIDE FP	N	HE04	10	P	B	1	36060	1	36060
HTH 212	LS	1/19/2015	57764	CLERK IV	N	SR10	03	T	B	0.8	28872	0.8	28872
HTH 212	LS	3/6/2015	57800	RECREATIONAL AIDE FP	N	HE06	10	T	B	1	38748	1	38748
HTH 212	LS	4/22/2015	56843	UTILITY WORKER	N	BC03	01	P	B	0.5	36972	0.5	36972
HTH 212	LS	4/24/2015	56926	KITCHEN HELPER	N	BC02	01	T	B	1	35964	1	35964
HTH 212	LS	5/17/2015	20229	KITCHEN HELPER	N	BC02	01	P	B	1	35964	1	35964
HTH 212	LS	5/26/2015	56923	CERTIFIED NURSE AIDE FP	N	HE04	10	P	B	1	36240	1	36240
HTH 212	LS	6/26/2015	49445	CERTIFIED NURSE AIDE FP	N	HE04	10	P	B	0.5	36240	0.5	36240
HTH 212	LS	6/26/2015	57304	CERTIFIED NURSE AIDE FP	N	HE04	10	P	B	0.5	36240	0.5	36240
HTH 212	LS	6/27/2015	57898	RECREATIONAL AIDE ENTRY	N	HE04	10	T	B	1	36240	1	36240
HTH 212	LS	6/29/2015	56653	REGISTERED PROF NURSE III	N	SR20	09	P	B	1	87216	1	87216
HTH 212	LS	6/30/2015	49456	CERTIFIED NURSE AIDE FP	N	HE04	10	P	B	0.5	36240	0.5	36240
HTH 212	LS	6/30/2015	57087	CERTIFIED NURSE AIDE FP	N	HE02	10	P	B	1	36240	1	36240
HTH 212	LS	7/11/2015	56741	REGISTERED PROF NURSE III	N	SR20	09	P	B	1	94332	1	94332
HTH 212	LS	8/11/2015	58080	COOK II	N	BC08	01	T	B	1	45024	1	45024
HTH 212	LS	8/20/2015	20206	REGISTERED PROF NURSE IV	N	SR22	09	P	B	1	104016	1	104016
HTH 212	LS	8/24/2015	56836	LICENSED PRACTICAL NURSE III	N	HE08	10	P	B	1	46920	1	46920
HTH 212	LS	10/12/2015	49463	CERTIFIED NURSE AIDE FP	N	HE04	10	P	B	1	37512	1	37512
HTH 212	LS	10/31/2015	50269	SECRETARY II	N	SR14	03	P	B	1	41064	1	41064
HTH 212	LS	10/31/2015	55048	BLDG & GRDS UTILITY WKR	N	BC05	01	P	B	1	40812	1	40812
HTH 212	LS	10/31/2015	56511	REGISTERED PROF NURSE IV	N	SR22	09	P	B	0.5	106620	0.5	106620
HTH 212	LS	10/31/2015	56845	ENVIRON SVCS WKR II	N	BC02	01	P	B	1	36684	1	36684
HTH 212	LS	10/31/2015	56935	CLERK IV	N	SR10	03	P	B	0.5	31236	0.5	31236
HTH 212	LS	11/10/2015	49465	KITCHEN HELPER	N	BC02	01	P	B	1	36684	1	36684
HTH 212	LS	11/13/2015	50230	SOCIAL WORKER IV	N	SR22	13	P	B	1	47400	1	47400
HTH 212	LS	11/15/2015	20230	KITCHEN HELPER	N	BC02	01	P	B	1	36684	1	36684
HTH 212	LS	7/3/2014	56314	REGISTERED PROF NURSE III	N	SR20	09	P	B	0.9	80640	0.9	80640
HTH 212	LS	7/4/2014	33107	RESPIRATORY THERAPY TECH	N	HE12	10	P	B	1	52692	1	52692

Department of Health - Hawaii Health Systems Corporation  
 Personnel Separations from July 1, 2014 to November 30, 2015

Table 14

<u>Prog ID</u>	<u>Sub-Org</u>	<u>Separation Date</u>	<u>Position Number</u>	<u>Position Title</u>	<u>Exempt (Y/N)</u>	<u>SR Level</u>	<u>BU Code</u>	<u>T/P</u>	<u>MOF</u>	<u>Budgeted FTE</u>	<u>Budgeted Salary</u>	<u>Actual FTE</u>	<u>Actual Salary</u>
HTH 212	LS	7/4/2014	57303	CLERK IV	N	SR10	03	P	B	1	29988	1	29988
HTH 212	LS	7/7/2014	55813	IMAGING SPECIALIST IV	N	SR22	13	P	B	1	70188	1	75480
HTH 212	LS	7/10/2014	56759	OUTPATIENT CLINICAL ASST F	N	HE06	10	P	B	1	38556	1	38556
HTH 212	LS	7/11/2014	57794	REGISTERED PROF NURSE III	N	SR20	09	P	B	0.5	83868	0.5	83868
HTH 212	LS	7/13/2014	56204	RECREATIONAL AIDE FP	N	HE06	10	P	B	1	38556	1	38556
HTH 212	LS	7/18/2014	55721	STATISTICS CLK I	N	SR10	03	P	B	1	32460	1	32460
HTH 212	LS	7/22/2014	57438	REHABILITATION SVCS MGR	N	SR26	13	P	B	1	85416	1	85416
HTH 212	LS	7/22/2014	57616	REGISTERED PROF NURSE III	N	SR20	09	P	B	0.9	90708	0.9	90708
HTH 212	LS	7/26/2014	20543	REGISTERED PROF NURSE III	N	SR20	09	P	B	0.6	90708	0.6	90708
HTH 212	LS	7/26/2014	26442	REGISTERED PROF NURSE III	N	SR20	09	P	B	0.6	83868	0.6	83868
HTH 212	LS	7/31/2014	56008	PRE AUDIT CLERK II	N	SR13	03	P	B	1	36468	1	36468
HTH 212	LS	7/31/2014	56932	UTILITY WORKER	N	BC03	01	P	B	1	35544	1	35544
HTH 212	LS	7/31/2014	57679	REGISTERED PROF NURSE IV	N	SR22	09	T	B	0.5	100020	0.5	100020
HTH 212	LS	7/31/2014	57765	PATIENT ACCESS REP IV	N	SR17	03	P	B	1	39492	1	39492
HTH 212	LS	8/5/2014	54992	PHYSICAL THERAPIST III	N	SR20	13	P	B	0.6	51300	0.6	79068
HTH 212	LS	8/9/2014	109335	REGIONAL CEO	Y	MTB	00	P	B	1	264000	1	264000
HTH 212	LS	8/14/2014	55290	RESPIRATORY THERAPY TECH	N	HE12	10	P	B	1	52692	1	52692
HTH 212	LS	8/17/2014	57438	REHABILITATION SVCS MGR	N	SR26	13	P	B	1	85416	1	85416
HTH 212	LS	8/18/2014	20541	REGISTERED PROF NURSE IV	N	SR22	09	P	B	0.9	100020	0.9	100020
HTH 212	LS	8/18/2014	31186	PATIENT ACCESS REP I	N	SR11	03	P	B	1	29988	1	29988
HTH 212	LS	8/20/2014	109440	PHYSICIAN (EXTENDER)	Y	YS001	00	P	B	1	125000	1	125000
HTH 212	LS	8/21/2014	57798	REGISTERED PROF NURSE III	N	SR20	09	P	B	0.5	90708	0.5	90708
HTH 212	LS	8/22/2014	20617	LICENSED PRACTICAL NURSE I	N	HE10	10	P	B	1	48576	1	48576
HTH 212	LS	8/27/2014	20491	REGISTERED PROF NURSE III	N	SR20	09	P	B	1	97668	1	97668
HTH 212	LS	8/27/2014	22742	CERTIFIED NURSE AIDE ENTRY	N	HE02	10	P	B	0.5	33876	0.5	33876
HTH 212	LS	8/27/2014	55436	REGISTERED PROF NURSE VI	N	SR24	29	P	B	0.9	116496	0.9	116496
HTH 212	LS	8/29/2014	20636	OPERATING ROOM ASST FP	N	HE06	10	P	B	1	43224	1	43224
HTH 212	LS	8/29/2014	38487	CLERK IV	N	SR10	03	P	B	1	29988	1	29988
HTH 212	LS	8/31/2014	20314	PATIENT ACCESS REP I	N	SR11	03	P	B	1	31236	1	31236
HTH 212	LS	8/31/2014	47244	HEALTH UNIT CLERK II	N	SR10	03	P	B	1	41064	1	41064
HTH 212	LS	8/31/2014	47246	CLERK IV	N	SR10	03	P	B	1	29988	1	29988
HTH 212	LS	8/31/2014	55998	PSYCHIATRIC AIDE FP	N	HE06	10	T	B	1	38556	1	38556
HTH 212	LS	9/8/2014	54549	SURGICAL TECHNICIAN FP	N	HE08	10	P	B	1	41568	1	41568
HTH 212	LS	9/10/2014	54628	REGISTERED PROF NURSE III	N	SR20	09	P	B	0.9	80640	0.9	80640
HTH 212	LS	9/11/2014	54251	REGISTERED PROF NURSE III	N	SR20	09	P	B	0.9	90708	0.9	90708
HTH 212	LS	9/19/2014	20560	LICENSED PRACTICAL NURSE B	N	HE06	10	P	B	0.5	38556	0.5	38556
HTH 212	LS	9/19/2014	54396	CLERK IV	N	SR10	03	P	B	1	29988	1	29988
HTH 212	LS	9/29/2014	31696	PATIENT ACCESS REP I	N	SR11	03	P	B	1	29988	1	29988
HTH 212	LS	9/29/2014	57786	GRADUATE PHARMACIST	N	SR20	13	P	B	0.5	43812	0.5	83640
HTH 212	LS	9/30/2014	57611	CLERK IV	N	SR10	03	T	B	1	29988	1	29988



Department of Health - Hawaii Health Systems Corporation  
 Personnel Separations from July 1, 2014 to November 30, 2015

Table 14

<u>Prog ID</u>	<u>Sub-Org</u>	<u>Separation Date</u>	<u>Position Number</u>	<u>Position Title</u>	<u>Exempt (Y/N)</u>	<u>SR Level</u>	<u>BU Code</u>	<u>T/P</u>	<u>MOF</u>	<u>Budgeted FTE</u>	<u>Budgeted Salary</u>	<u>Actual FTE</u>	<u>Actual Salary</u>
HTH 212	LS	9/30/2014	108986	ASST HOSPITAL ADMR	Y	MT1	00	P	B	1	134701	1	134701
HTH 212	LS	10/2/2014	20317	CLERK IV	N	SR10	03	P	B	1	28872	1	28872
HTH 212	LS	10/4/2014	53518	PATIENT ACCESS REP III	N	SR15	03	P	B	1	35112	1	35112
HTH 212	LS	10/5/2014	41286	REGISTERED PROF NURSE III	N	SR20	09	P	B	0.6	87216	0.6	87216
HTH 212	LS	10/8/2014	55006	CLINIC SUPERVISOR	N	SR17	04	P	B	1	39492	1	39492
HTH 212	LS	10/20/2014	56937	SOCIAL SVC ASST V	N	SR13	03	P	B	0.5	33720	0.5	33720
HTH 212	LS	10/28/2014	47244	CLERK IV	N	SR10	03	P	B	1	28872	1	28872
HTH 212	LS	10/31/2014	20426	HEALTH INFO TECH III	N	SR15	03	P	B	1	56172	1	56172
HTH 212	LS	10/31/2014	20461	REGISTERED PROF NURSE VIII	N	SR26	29	P	B	1	129168	1	129168
HTH 212	LS	10/31/2014	26592	MEDICAL TRANSCRIPTIONIST	N	SR12	03	P	B	1	33720	1	33720
HTH 212	LS	10/31/2014	54299	SOCIAL WORKER IV	N	SR22	13	P	B	1	53364	1	53364
HTH 212	LS	10/31/2014	56002	MANAGEMENT ANALYST IV	N	SR22	13	P	B	1	51300	1	51300
HTH 212	LS	10/31/2014	57349	REGISTERED PROF NURSE IV	N	SR22	09	P	B	1	110400	1	110400
HTH 212	LS	10/31/2014	109416	PRIVATE SECRETARY	Y	MTN	00	P	B	1	63029	1	63029
HTH 212	LS	11/21/2014	57157	REGISTERED PROF NURSE III	N	SR20	09	P	B	0.9	90708	0.9	90708
HTH 212	LS	11/26/2014	57894	CENTRAL SUPPLY AIDE I	N	SR06	03	P	B	1	24636	1	24636
HTH 212	LS	11/27/2014	20540	REGISTERED PROF NURSE III	N	SR20	09	P	B	0.5	100104	0.5	100104
HTH 212	LS	11/28/2014	20301	PATIENT FINANCIAL COUNSEL	N	SR15	03	P	B	1	46188	1	46188
HTH 212	LS	11/28/2014	47556	STEAM PLANT OPERATOR I	N	BC05	01	P	B	1	39228	1	39228
HTH 212	LS	11/28/2014	57793	REGISTERED PROF NURSE III	N	SR20	09	P	B	0.5	83868	0.5	83868
HTH 212	LS	12/10/2014	54282	REGISTERED PROF NURSE III	N	SR20	09	P	B	0.5	90708	0.5	90708
HTH 212	LS	12/11/2014	109309	STAFF PHYSICIAN	Y	YS001	00	P	B	1	190000	1	190000
HTH 212	LS	12/15/2014	54555	REGISTERED PROF NURSE III	N	SR20	09	P	B	1	90708	1	90708
HTH 212	LS	12/15/2014	57309	PHARMACIST I	N	SR22	13	P	B	0.5	47400	0.5	96192
HTH 212	LS	12/16/2014	53482	LAUNDRY HELPER I	N	BC02	01	P	B	1	35256	1	35256
HTH 212	LS	12/18/2014	57249	SOCIAL WORKER IV	N	SR22	13	P	B	1	47400	1	47400
HTH 212	LS	12/29/2014	20338	KITCHEN HELPER	N	BC02	01	P	B	1	35256	1	35256
HTH 212	LS	12/29/2014	20567	LICENSED PRACTICAL NURSE I	N	HE08	10	P	B	1	46692	1	46692
HTH 212	LS	12/30/2014	20319	CERT REG NURSE ANESTHETIST	N	SR26	29	P	B	1	129168	1	168588
HTH 212	LS	12/30/2014	20415	BIOMED ENG TECH III	N	BC14	01	P	B	1	56808	1	56808
HTH 212	LS	12/30/2014	26612	CLERK III	N	SR08	03	P	B	1	33720	1	33720
HTH 212	LS	12/30/2014	46636	REGISTERED PROF NURSE III	N	SR20	09	P	B	1	100104	1	100104
HTH 212	LS	12/30/2014	55282	PATIENT FIN SVCS MGR II	N	SR26	13	P	B	1	64920	1	64920
HTH 212	LS	12/30/2014	56856	LICENSED PRACTICAL NURSE I	N	HE10	10	P	B	1	54900	1	54900
HTH 212	LS	12/31/2014	20388	MANAGEMENT ANALYST II	N	SR18	13	P	B	1	40548	1	40548
HTH 212	LS	12/31/2014	47404	PATIENT ACCESS REP I	N	SR11	03	P	B	1	31236	1	31236
HTH 212	LS	12/31/2014	57621	REGISTERED PROF NURSE III	N	SR20	09	P	B	0.5	90708	0.5	90708
HTH 212	LS	12/31/2014	57787	LAUNDRY HELPER I	N	BC02	01	T	B	1	35256	1	35256
HTH 212	LS	1/20/2015	57085	INFORMATION SYSTEMS SPCL	N	SR18	13	P	B	1	42168	1	42168
HTH 212	LS	1/26/2015	20502	REGISTERED PROF NURSE III	N	SR20	09	P	B	0.6	90708	0.6	90708
HTH 212	LS	1/27/2015	57163	REGISTERED PROF NURSE III	N	SR20	09	P	B	0.6	90708	0.6	90708

Department of Health - Hawaii Health Systems Corporation  
 Personnel Separations from July 1, 2014 to November 30, 2015

Table 14

<u>Prog ID</u>	<u>Sub-Org</u>	<u>Separation Date</u>	<u>Position Number</u>	<u>Position Title</u>	<u>Exempt (Y/N)</u>	<u>SR Level</u>	<u>BU Code</u>	<u>T/P</u>	<u>MOF</u>	<u>Budgeted FTE</u>	<u>Budgeted Salary</u>	<u>Actual FTE</u>	<u>Actual Salary</u>
HTH 212	LS	1/30/2015	44747	CERTIFIED NURSE AIDE FP	N	HE04	10	P	B	0.5	36240	0.5	36240
HTH 212	LS	1/30/2015	54303	REGISTERED PROF NURSE III	N	SR20	09	P	B	1	95292	1	95292
HTH 212	LS	1/30/2015	54608	CLERK IV	N	SR10	03	P	B	1	28872	1	28872
HTH 212	LS	1/30/2015	57080	SOCIAL SVC ASST V	N	SR13	03	P	B	1	32460	1	32460
HTH 212	LS	1/31/2015	109252	ASST ADMR MEDICAL GRP PR	Y	MTI	00	P	B	1	120175	1	120175
HTH 212	LS	2/7/2015	57422	SOCIAL SVC ASST V	N	SR13	03	P	B	0.5	33720	0.5	33720
HTH 212	LS	2/8/2015	54146	REGISTERED PROF NURSE III	N	SR20	09	P	B	0.9	100104	0.9	100104
HTH 212	LS	2/8/2015	55290	RESPIRATORY THERAPY TECH	N	HE12	10	P	B	1	52956	1	52956
HTH 212	LS	2/9/2015	57077	ENVIRON SVCS WKR II	N	BC02	01	P	B	1	35256	1	35256
HTH 212	LS	2/13/2015	57765	PATIENT ACCESS REP IV	N	SR17	03	P	B	1	37980	1	37980
HTH 212	LS	2/15/2015	57489	REGISTERED PROF NURSE III	N	SR20	09	P	B	0.6	90708	0.6	90708
HTH 212	LS	2/16/2015	20539	REGISTERED PROF NURSE III	N	SR20	09	P	B	0.5	90708	0.5	90708
HTH 212	LS	2/26/2015	20401	LAUNDRY WORKER I	N	BC03	01	P	B	1	36252	1	36252
HTH 212	LS	2/27/2015	55353	HEALTH INFO TECH I	N	SR11	03	P	B	1	41040	1	41040
HTH 212	LS	2/28/2015	46673	CERTIFIED NURSE AIDE FP	N	HE04	10	P	B	1	36240	1	36240
HTH 212	LS	3/1/2015	56652	PATIENT ACCESS REP I	N	SR11	03	P	B	0.5	29988	0.5	29988
HTH 212	LS	3/3/2015	56224	CLERK IV	N	SR10	03	P	B	1	32460	1	32460
HTH 212	LS	3/11/2015	55043	REGISTERED PROF NURSE III	N	SR20	09	P	B	0.9	90708	0.9	90708
HTH 212	LS	3/13/2015	31162	PHARMACIST I	N	SR22	13	P	B	0.5	49308	0.5	99924
HTH 212	LS	3/19/2015	24915	IMAGING SPECIALIST II	N	SR18	13	P	B	1	51300	1	52284
HTH 212	LS	3/26/2015	58020	EMERGENCY ROOM ASST FP	N	HE08	10	P	B	1	41772	1	41772
HTH 212	LS	3/27/2015	54311	CLERK III	N	SR08	03	P	B	1	26700	1	26700
HTH 212	LS	3/29/2015	57599	NURSE AIDE FP	N	HE04	10	P	B	0.5	36240	0.5	36240
HTH 212	LS	3/31/2015	20639	CENTRAL SUPPLY AIDE III	N	SR10	03	P	B	1	41064	1	41064
HTH 212	LS	3/31/2015	47251	REGISTERED PROF NURSE III	N	SR20	09	P	B	0.9	90708	0.9	90708
HTH 212	LS	3/31/2015	47606	PSYCHIATRIC AIDE FP	N	HE06	10	P	B	1	38748	1	38748
HTH 212	LS	3/31/2015	109436	ASST HOSPITAL ADMR	Y	MTI	00	P	B	1	155000	1	155000
HTH 212	LS	4/15/2015	109255	STAFF PHYSICIAN	Y	YS001	00	P	B	1	400000	1	400000
HTH 212	LS	4/16/2015	44744	CERTIFIED NURSE AIDE ENTRY	N	HE02	10	P	B	1	34044	1	34044
HTH 212	LS	4/18/2015	47244	CLERK IV	N	SR10	03	P	B	1	28872	1	28872
HTH 212	LS	4/28/2015	57685	CLERK IV	N	SR10	03	P	B	1	28872	1	28872
HTH 212	LS	4/30/2015	54076	REGISTERED PROF NURSE VI	N	SR24	29	P	B	1	113652	1	113652
HTH 212	LS	4/30/2015	54406	IMAGING SPECIALIST IV	N	SR22	13	P	B	1	70188	1	78252
HTH 212	LS	5/6/2015	38487	CLERK IV	N	SR10	03	P	B	1	28872	1	28872
HTH 212	LS	5/15/2015	54394	CLERK IV	N	SR10	03	P	B	1	28872	1	28872
HTH 212	LS	5/15/2015	54608	CLERK IV	N	SR10	03	P	B	1	28872	1	28872
HTH 212	LS	5/22/2015	57804	INFORMATION SYSTEMS SPCL	N	SR20	13	P	B	1	47400	1	47400
HTH 212	LS	5/26/2015	56659	UTILITY WORKER	N	BC03	01	T	B	1	36972	1	36972
HTH 212	LS	5/29/2015	20531	REGISTERED PROF NURSE III	N	SR20	09	P	B	0.9	92964	0.9	92964
HTH 212	LS	5/29/2015	47848	REGISTERED PROF NURSE III	N	SR20	09	P	B	1	90708	1	90708
HTH 212	LS	5/29/2015	53526	HUMAN RESOURCES CLERK III	N	SR09	63	P	B	1	27768	1	27768

Department of Health - Hawaii Health Systems Corporation  
 Personnel Separations from July 1, 2014 to November 30, 2015

Table 14

<u>Prog ID</u>	<u>Sub-Org</u>	<u>Separation Date</u>	<u>Position Number</u>	<u>Position Title</u>	<u>Exempt (Y/N)</u>	<u>SR Level</u>	<u>BU Code</u>	<u>T/P</u>	<u>MOF</u>	<u>Budgeted FTE</u>	<u>Budgeted Salary</u>	<u>Actual FTE</u>	<u>Actual Salary</u>
HTH 212	LS	5/29/2015	55978	PATIENT ACCESS REP III	N	SR15	03	P	B	1	35112	1	35112
HTH 212	LS	5/30/2015	20543	REGISTERED PROF NURSE III	N	SR20	09	P	B	0.9	80640	0.9	80640
HTH 212	LS	5/31/2015	20350	KITCHEN HELPER	N	BC02	01	P	B	1	35964	1	35964
HTH 212	LS	6/2/2015	57765	PATIENT ACCESS REP I	N	SR11	03	P	B	1	29988	1	29988
HTH 212	LS	6/5/2015	20545	REGISTERED PROF NURSE IV	N	SR22	09	P	B	1	100020	1	100020
HTH 212	LS	6/5/2015	57624	INSTITUTION FOOD SVCS MGR	N	F-108	02	P	B	1	48804	1	48804
HTH 212	LS	6/13/2015	20314	PATIENT ACCESS REP I	N	SR11	03	P	B	1	31236	1	31236
HTH 212	LS	6/13/2015	57250	TELEMETRY TECHNICIAN FP	N	HE08	10	P	B	1	41772	1	41772
HTH 212	LS	6/15/2015	57796	PSYCHIATRIC AIDE FP	N	HE06	10	T	B	1	38748	1	38748
HTH 212	LS	6/18/2015	57317	RESTORATIVE NURSE AIDE	N	HE04	10	P	B	1	36240	1	36240
HTH 212	LS	6/19/2015	57644	CLERK IV	N	SR10	03	T	B	1	29988	1	29988
HTH 212	LS	6/26/2015	57762	SOCIAL SVC ASST V	N	SR13	03	P	B	1	33720	1	33720
HTH 212	LS	6/28/2015	56660	ENVIRON SVCS WKR II	N	BC02	01	T	B	1	35964	1	35964
HTH 212	LS	6/30/2015	20397	LAUNDRY WORKER II	N	WS03	01	P	B	1	39588	1	39588
HTH 212	LS	6/30/2015	20630	CERTIFIED NURSE AIDE FP	N	HE04	10	P	B	0.5	36240	0.5	36240
HTH 212	LS	6/30/2015	53442	PHYSICAL THERAPIST III	N	SR20	13	P	B	1	45576	1	65844
HTH 212	LS	6/30/2015	57146	ACTIVITIES COORDINATOR FP	N	HE10	10	P	B	1	48816	1	48816
HTH 212	LS	6/30/2015	57609	ENVIRON SVCS WKR II	N	BC02	01	T	B	1	35964	1	35964
HTH 212	LS	7/2/2015	54704	INFORMATION SYSTEMS SPCL	N	SR24	13	P	B	1	64920	1	64920
HTH 212	LS	7/2/2015	57802	OUTPATIENT CLINICAL ASST F	N	HE06	10	P	B	1	40164	1	40164
HTH 212	LS	7/3/2015	31186	PATIENT ACCESS REP I	N	SR11	03	P	B	1	29988	1	29988
HTH 212	LS	7/3/2015	55290	RESPIRATORY THERAPY TECH	N	HE12	10	P	B	1	55176	1	55176
HTH 212	LS	7/6/2015	56515	PATIENT ACCESS REP I	N	SR11	03	P	B	1	29988	1	29988
HTH 212	LS	7/10/2015	57601	HEALTH INFO CLK I	N	SR08	03	P	B	0.5	26700	0.5	26700
HTH 212	LS	7/10/2015	109447	STAFF PHYSICIAN	Y	YS001	00	P	B	1	335000	1	335000
HTH 212	LS	7/17/2015	26591	PHYSICAL THERAPIST III	N	SR20	13	P	B	1	43812	1	62400
HTH 212	LS	7/17/2015	42073	ELECTRICIAN I	N	BC10	01	P	B	1	50052	1	50052
HTH 212	LS	7/17/2015	54179	NURSE AIDE FP	N	HE04	10	P	B	1	37512	1	37512
HTH 212	LS	7/20/2015	33922	CERTIFIED NURSE AIDE FP	N	HE04	10	P	B	1	37512	1	37512
HTH 212	LS	7/24/2015	33931	NURSE AIDE FP	N	HE04	10	P	B	0.9	37512	0.9	37512
HTH 212	LS	7/27/2015	54555	REGISTERED PROF NURSE III	N	SR20	09	P	B	0.5	83868	0.5	83868
HTH 212	LS	7/28/2015	56508	REGISTERED PROF NURSE III	N	SR20	09	P	B	0.6	94332	0.6	94332
HTH 212	LS	7/29/2015	55595	CHARGEMASTER COORD I	N	SR16	13	P	B	1	37464	1	37464
HTH 212	LS	7/31/2015	31160	RESPIRATORY THERAPY TECH	N	HE12	10	P	B	1	59988	1	59988
HTH 212	LS	8/3/2015	44974	HUMAN RESOURCES SPECIALI	N	SR24	73	P	B	1	55488	1	55488
HTH 212	LS	8/12/2015	21567	PHARMACIST I	N	SR22	13	P	B	1	49308	1	99924
HTH 212	LS	8/19/2015	31644	STORES CLERK II	N	SR08	03	P	B	1	27768	1	27768
HTH 212	LS	8/19/2015	50233	ENVIRON SVCS WKR II	N	BC02	01	P	B	1	35964	1	35964
HTH 212	LS	8/21/2015	25172	REGISTERED PROF NURSE IV	N	SR22	09	P	B	1	106620	1	106620
HTH 212	LS	8/21/2015	57484	SECRETARY I	N	SR12	03	P	B	1	33720	1	33720
HTH 212	LS	8/21/2015	57770	REGISTERED PROF NURSE IV	N	SR22	09	P	B	1	104016	1	104016

Department of Health - Hawaii Health Systems Corporation  
 Personnel Separations from July 1, 2014 to November 30, 2015

Table 14

<u>Prog ID</u>	<u>Sub-Org</u>	<u>Separation Date</u>	<u>Position Number</u>	<u>Position Title</u>	<u>Exempt (Y/N)</u>	<u>SR Level</u>	<u>BU Code</u>	<u>T/P</u>	<u>MOF</u>	<u>Budgeted FTE</u>	<u>Budgeted Salary</u>	<u>Actual FTE</u>	<u>Actual Salary</u>
HTH 212	LS	8/24/2015	20583	CERTIFIED NURSE AIDE FP	N	HE04	10	P	B	1	37512	1	37512
HTH 212	LS	8/27/2015	22742	CERTIFIED NURSE AIDE FP	N	HE04	10	P	B	0.5	37512	0.5	37512
HTH 212	LS	8/27/2015	56314	REGISTERED PROF NURSE III	N	SR20	09	P	B	0.9	83868	0.9	83868
HTH 212	LS	8/28/2015	55527	SOCIAL WORKER IV	N	SR22	13	P	B	1	49308	1	49308
HTH 212	LS	8/28/2015	56034	HEALTH INFO TECH I	N	SR11	03	P	B	1	33720	1	33720
HTH 212	LS	8/31/2015	33923	CERTIFIED NURSE AIDE FP	N	HE04	10	P	B	1	37512	1	37512
HTH 212	LS	8/31/2015	57346	REGISTERED PROF NURSE III	N	SR20	09	P	B	1	104112	1	104112
HTH 212	LS	8/31/2015	58017	COOK IV	N	F-108	02	P	B	1	50952	1	50952
HTH 212	LS	9/1/2015	55072	LICENSED PRACTICAL NURSE	N	HE08	10	P	B	1	43440	1	43440
HTH 212	LS	9/8/2015	41890	REGISTERED PROF NURSE III	N	SR20	09	P	B	0.5	90708	0.5	90708
HTH 212	LS	9/8/2015	44748	CERTIFIED NURSE AIDE FP	N	HE04	10	P	B	1	37512	1	37512
HTH 212	LS	9/10/2015	20317	CLERK IV	N	SR10	03	P	B	1	28872	1	28872
HTH 212	LS	9/28/2015	22739	CERTIFIED NURSE AIDE FP	N	HE04	10	P	B	1	37512	1	37512
HTH 212	LS	9/28/2015	46673	CERTIFIED NURSE AIDE FP	N	HE04	10	P	B	1	37512	1	37512
HTH 212	LS	9/30/2015	20297	PATIENT ACCOUNT REP III	N	SR15	03	P	B	1	44388	1	44388
HTH 212	LS	9/30/2015	20337	ASSISTANT TO THE DIETITIAN	N	BC03	01	P	B	1	36972	1	36972
HTH 212	LS	9/30/2015	47604	CODER III	N	SR17	03	P	B	1	58416	1	58416
HTH 212	LS	9/30/2015	53881	REGISTERED PROF NURSE III	N	SR20	09	P	B	0.9	99108	0.9	99108
HTH 212	LS	9/30/2015	54434	REGISTERED PROF NURSE III	N	SR20	09	P	B	0.9	96684	0.9	96684
HTH 212	LS	9/30/2015	55765	TELEMETRY TECHNICIAN FP	N	HE08	10	P	B	1	43440	1	43440
HTH 212	LS	9/30/2015	57540	PHYSICAL THERAPIST ASST FP	N	HE10	10	T	B	1	50928	1	50928
HTH 212	LS	10/2/2015	53577	CLERK IV	N	SR10	03	P	B	1	28872	1	28872
HTH 212	LS	10/2/2015	55615	REGISTERED PROF NURSE III	N	SR20	09	P	B	0.9	94332	0.9	94332
HTH 212	LS	10/3/2015	33107	RESPIRATORY THERAPY TECH	N	HE12	10	P	B	1	52956	1	52956
HTH 212	LS	10/3/2015	48566	REGISTERED PROF NURSE III	N	SR20	09	P	B	0.9	94332	0.9	94332
HTH 212	LS	10/4/2015	20639	STORES CLERK II	N	SR08	03	P	B	1	26700	1	26700
HTH 212	LS	10/7/2015	57156	NURSE AIDE FP	N	HE04	10	P	B	1	37512	1	37512
HTH 212	LS	10/9/2015	57264	CLERK IV	N	SR10	03	P	B	1	28872	1	28872
HTH 212	LS	10/16/2015	20330	COOK II	N	BC08	01	P	B	1	45924	1	45924
HTH 212	LS	10/23/2015	109510	PRIVATE SECRETARY	Y	MTN	00	P	B	1	43008	1	43008
HTH 212	LS	10/25/2015	20567	LICENSED PRACTICAL NURSE	N	HE08	10	P	B	1	43440	1	43440
HTH 212	LS	10/31/2015	33925	CERTIFIED NURSE AIDE FP	N	HE04	10	P	B	1	37512	1	37512
HTH 212	LS	10/31/2015	46800	COMMUNITY HLTH SVCS ASST	N	HE06	10	P	B	0.5	40164	0.5	40164
HTH 212	LS	10/31/2015	56751	HEALTH INFO CLK I	N	SR08	03	P	B	1	26700	1	26700
HTH 212	LS	10/31/2015	56858	PATIENT FIN SVCS MGR I	N	SR24	13	P	B	1	57720	1	57720
HTH 212	LS	10/31/2015	57320	NURSE PRACTITIONER II	N	SR28	09	P	B	1	131628	1	131628
HTH 212	LS	11/9/2015	55352	HEALTH INFO TECH I	N	SR11	03	P	B	1	35112	1	35112
HTH 212	LS	11/12/2015	54271	REGISTERED PROF NURSE III	N	SR20	09	P	B	1	94332	1	94332
HTH 212	LS	11/15/2015	20338	KITCHEN HELPER	N	BC02	01	P	B	1	36684	1	36684
HTH 212	LS	11/15/2015	44746	PSYCHIATRIC AIDE FP	N	HE06	10	P	B	1	40164	1	40164
HTH 212	LS	11/15/2015	57633	NURSE AIDE FP	N	HE04	10	P	B	0.5	37512	0.5	37512

Department of Health - Hawaii Health Systems Corporation  
 Personnel Separations from July 1, 2014 to November 30, 2015

Table 14

Prog ID	Sub-Org	Separation Date	Position Number	Position Title	Exempt (Y/N)	SR Level	BU Code	T/P	MOF	Budgeted FTE	Budgeted Salary	Actual FTE	Actual Salary
HTH 212	LS	11/20/2015	109106	STAFF PHYSICIAN	Y	YS001	00	P	B	1	225000	1	225000
HTH 212	LS	11/22/2015	20477	REGISTERED PROF NURSE V	N	SR23	29	P	B	1	113640	1	113640
HTH 212	LS	11/26/2015	20486	REGISTERED PROF NURSE III	N	SR20	09	P	B	0.9	104112	0.9	104112
HTH 212	LS	11/30/2015	54300	SOCIAL WORKER IV	N	SR22	13	P	B	1	70188	1	70188
HTH 212	LS	11/30/2015	54396	CLERK IV	N	SR10	03	P	B	1	28872	1	28872
HTH 212	LS	9/14/2014	55478	REGISTERED PROF NURSE III	N	SR20	09	P	B	1	90708	1	90708
HTH 212	LS	12/29/2014	22988	REGISTERED PROF NURSE IV	N	SR22	09	P	B	0.8	110400	0.8	110400
HTH 212	LS	3/8/2015	55096	INSTITUTION FOOD SVCS MGR	N	F-108	02	P	B	1	50796	1	50796
HTH 212	LS	4/21/2015	22986	REGISTERED PROF NURSE III	N	SR20	09	P	B	0.9	90708	0.9	90708
HTH 212	LS	4/23/2015	22998	CERTIFIED NURSE AIDE FP	N	HE04	10	P	B	1	36240	1	36240
HTH 212	LS	5/8/2015	56520	REGISTERED PROF NURSE III	N	SR20	09	P	B	0.6	80640	0.6	80640
HTH 212	LS	5/30/2015	56940	CERTIFIED NURSE AIDE ENTRY	N	HE02	10	T	B	1	34044	1	34044
HTH 212	LS	7/15/2015	109485	STAFF PHYSICIAN	Y	YH001	00	P	B	0.5	166400	0.5	166400
HTH 212	LS	7/17/2015	56645	REGISTERED PROF NURSE III	N	SR20	09	P	B	1	96684	1	96684
HTH 212	LS	9/30/2015	22985	REGISTERED PROF NURSE III	N	SR20	09	P	B	0.9	104112	0.9	104112
HTH 212	LS	11/26/2015	22984	REGISTERED PROF NURSE III	N	SR20	09	P	B	1	104112	1	104112
HTH 212	LS	7/10/2014	20172	CERTIFIED NURSE AIDE ENTRY	N	HE02	10	P	B	1	33876	1	33876
HTH 212	LS	7/28/2014	31016	CERTIFIED NURSE AIDE FP	N	HE04	10	P	B	1	36060	1	36060
HTH 212	LS	7/2/2014	57233	REGISTERED PROF NURSE III	N	SR20	09	P	B	0.9	90708	0.9	90708
HTH 212	LS	7/8/2014	53504	PATIENT ACCESS REP I	N	SR11	03	P	B	1	29988	1	29988
HTH 212	LS	7/31/2014	54188	CERTIFIED NURSE AIDE ENTRY	N	HE02	10	P	B	0.8	33876	0.8	33876
HTH 212	LS	8/31/2014	30985	REGISTERED PROF NURSE III	N	SR20	09	P	B	1	97668	1	97668
HTH 212	LS	8/30/2014	35334	RESPIRATORY THERAPY TECH	N	HE12	10	P	B	0.6	52692	0.6	52692
HTH 212	LS	8/9/2014	42017	REGISTERED PROF NURSE III	N	SR20	09	P	B	0.6	95292	0.6	95292
HTH 212	LS	8/23/2014	25857	CERTIFIED NURSE AIDE FP	N	HE04	10	P	B	1	36060	1	36060
HTH 212	LS	8/1/2014	54577	CERTIFIED NURSE AIDE FP	N	HE04	10	P	B	1	36060	1	36060
HTH 212	LS	8/2/2014	25861	REGISTERED PROF NURSE III	N	SR20	09	P	B	0.9	90708	0.9	90708
HTH 212	LS	8/17/2014	54921	PATIENT ACCESS REP I	N	SR11	03	P	B	1	31236	1	31236
HTH 212	LS	8/4/2014	57406	CONTRACTS ASST II	N	SR15	03	P	B	1	33756	1	33756
HTH 212	LS	8/15/2014	55709	CLERICAL SUPERVISOR II	N	SR12	04	P	B	1	41064	1	41064
HTH 212	LS	9/30/2014	54360	CERTIFIED NURSE AIDE FP	N	HE04	10	P	B	1	36060	1	36060
HTH 212	LS	9/30/2014	47695	CLERK IV	N	SR10	03	P	B	1	42684	1	42684
HTH 212	LS	9/16/2014	57241	REGISTERED PROF NURSE III	N	SR20	09	P	B	0.9	90708	0.9	90708
HTH 212	LS	10/31/2014	55848	IMAGING MULTI SPCLT	N	SR23	13	P	B	1	73032	1	73032
HTH 212	LS	10/1/2014	57812	CERTIFIED NURSE AIDE FP	N	HE04	10	P	B	1	36060	1	36060
HTH 212	LS	10/31/2014	34006	REGISTERED PROF NURSE III	N	SR20	09	P	B	1	90708	1	90708
HTH 212	LS	10/13/2014	56812	REGISTERED PROF NURSE III	N	SR20	09	P	B	0.9	90708	0.9	90708
HTH 212	LS	10/8/2014	57401	REGISTERED PROF NURSE III	N	SR20	09	P	B	0.9	90708	0.9	90708
HTH 212	LS	10/8/2014	55641	PATIENT ACCESS REP I	N	SR11	03	P	B	1	29988	1	29988
HTH 212	LS	10/3/2014	47029	REGISTERED PROF NURSE III	N	SR20	09	P	B	1	90708	1	90708
HTH 212	LS	10/17/2014	46574	SURGICAL TECHNICIAN FP	N	HE08	10	P	B	1	41568	1	41568

Department of Health - Hawaii Health Systems Corporation  
 Personnel Separations from July 1, 2014 to November 30, 2015

Table 14

Prog ID	Sub-Org	Separation Date	Position Number	Position Title	Exempt (Y/N)	SR Level	BU Code	T/P	MOF	Budgeted FTE	Budgeted Salary	Actual FTE	Actual Salary
HTH 212	LS	11/28/2014	109359	DIR CLINICAL QUALITY IMPR	Y	MTJ	00	P	B	1	105997	1	105997
HTH 212	LS	11/30/2014	34337	IMAGING ASST ENTRY	N	HE04	10	P	B	1	39960	1	39960
HTH 212	LS	11/1/2014	47037	REGISTERED PROF NURSE III	N	SR20	09	P	B	0.9	90708	0.9	90708
HTH 212	LS	11/30/2014	55845	IMAGING SPECIALIST IV	N	SR22	13	P	B	1	70188	1	70188
HTH 212	LS	11/14/2014	57507	NURSE PRACTITIONER II	N	SR28	09	P	B	1	139692	1	139692
HTH 212	LS	11/30/2014	40820	SOCIAL WORKER III	N	SR20	13	P	B	1	43812	1	43812
HTH 212	LS	11/14/2014	57221	KITCHEN HELPER	N	BC02	01	P	B	1	35256	1	35256
HTH 212	LS	11/26/2014	57805	PLUMBER I	N	BC10	01	T	B	1	49068	1	49068
HTH 212	LS	11/23/2014	53940	CERTIFIED NURSE AIDE FP	N	HE04	10	P	B	1	36060	1	36060
HTH 212	LS	12/30/2014	30993	REGISTERED PROF NURSE III	N	SR20	09	P	B	0.7	100104	0.7	100104
HTH 212	LS	12/28/2014	24839	REGISTERED PROF NURSE III	N	SR20	09	P	B	0.5	100104	0.5	100104
HTH 212	LS	12/28/2014	20254	REGISTERED PROF NURSE III	N	SR20	09	P	B	0.9	100104	0.9	100104
HTH 212	LS	12/30/2014	47038	REGISTERED PROF NURSE III	N	SR20	09	P	B	0.5	100104	0.5	100104
HTH 212	LS	12/29/2014	33876	REGISTERED PROF NURSE VI	N	SR24	29	P	B	1	119412	1	119412
HTH 212	LS	12/27/2014	56297	REGISTERED PROF NURSE III	N	SR20	09	P	B	0.5	100104	0.5	100104
HTH 212	LS	12/8/2014	41941	IMAGING SPECIALIST IV	N	SR22	13	P	B	1	60012	1	60012
HTH 212	LS	12/30/2014	55902	REGISTERED PROF NURSE III	N	SR20	09	P	B	0.6	100104	0.6	100104
HTH 212	LS	12/17/2014	28942	SOCIAL WORKER V	N	SR24	23	P	B	1	75960	1	75960
HTH 212	LS	12/30/2014	47039	REGISTERED PROF NURSE III	N	SR20	09	P	B	1	95292	1	95292
HTH 212	LS	12/28/2014	25316	CERTIFIED NURSE AIDE FP	N	HE04	10	P	B	0.5	36060	0.5	36060
HTH 212	LS	12/18/2014	49427	REGISTERED PROF NURSE III	N	SR20	09	P	B	1	90708	1	90708
HTH 212	LS	11/30/2014	22368	IMAGING SPECIALIST III	N	SR20	13	P	B	1	53364	1	53364
HTH 212	LS	11/30/2014	54748	IMAGING ASST ENTRY	N	HE04	10	P	B	1	36060	1	36060
HTH 212	LS	1/31/2015	51033	BLDG MAINT WORKER I	N	BC09	01	P	B	1	47268	1	47268
HTH 212	LS	1/2/2015	43946	PATIENT ACCESS REP II	N	SR13	03	P	B	1	37980	1	37980
HTH 212	LS	1/22/2015	57808	REGISTERED PROF NURSE III	N	SR20	09	P	B	0.75	92964	0.75	92964
HTH 212	LS	1/31/2015	25220	ENVIRON SVCS WKR II	N	BC02	01	P	B	1	35256	1	35256
HTH 212	LS	1/9/2015	48780	REGISTERED PROF NURSE III	N	SR20	09	P	B	0.9	90708	0.9	90708
HTH 212	LS	1/2/2015	57509	DATA PROCG USER SUPPT TEC	N	SR15	03	P	B	1	36468	1	36468
HTH 212	LS	1/26/2015	57952	REGISTERED PROF NURSE III	N	SR20	09	P	B	0.6	90708	0.6	90708
HTH 212	LS	1/19/2015	49209	REGISTERED PROF NURSE III	N	SR20	09	P	B	1	95292	1	95292
HTH 212	LS	1/15/2015	34788	RESPIRATORY THERAPY TECH	N	HE12	10	P	B	0.6	52956	0.6	52956
HTH 212	LS	2/28/2015	44056	REGISTERED PROF NURSE III	N	SR20	09	P	B	0.75	100104	0.75	100104
HTH 212	LS	2/26/2015	45814	REGISTERED PROF NURSE III	N	SR20	09	P	B	0.6	100104	0.6	100104
HTH 212	LS	2/5/2015	57933	REGISTERED PROF NURSE III	N	SR20	09	P	B	0.9	80640	0.9	80640
HTH 212	LS	2/6/2015	30993	REGISTERED PROF NURSE III	N	SR20	09	P	B	0.9	80640	0.9	80640
HTH 212	LS	3/20/2015	55829	PHARMACY TECHNICIAN FP	N	HE06	10	P	B	1	38748	1	38748
HTH 212	LS	3/31/2015	39856	CODER III	N	SR17	03	P	B	1	44388	1	44388
HTH 212	LS	3/4/2015	56967	CLERK IV	N	SR10	03	P	B	1	28872	1	28872
HTH 212	LS	3/8/2015	20254	REGISTERED PROF NURSE III	N	SR20	09	P	B	0.9	80640	0.9	80640
HTH 212	LS	4/30/2015	55485	RESPIRATORY THERAPY TECH	N	HE12	10	P	B	0.9	52956	0.9	52956

Department of Health - Hawaii Health Systems Corporation  
 Personnel Separations from July 1, 2014 to November 30, 2015

Table 14

<u>Prog ID</u>	<u>Sub-Org</u>	<u>Separation Date</u>	<u>Position Number</u>	<u>Position Title</u>	<u>Exempt (Y/N)</u>	<u>SR Level</u>	<u>BU Code</u>	<u>T/P</u>	<u>MOF</u>	<u>Budgeted FTE</u>	<u>Budgeted Salary</u>	<u>Actual FTE</u>	<u>Actual Salary</u>
HTH 212	LS	4/16/2015	109195	STAFF PHYSICIAN	Y	YS001	00	P	B	1	350000	1	350000
HTH 212	LS	5/5/2015	26288	KITCHEN HELPER	N	BC02	01	P	B	1	35964	1	35964
HTH 212	LS	5/29/2015	44056	REGISTERED PROF NURSE III	N	SR20	09	P	B	0.9	80640	0.9	80640
HTH 212	LS	6/30/2015	57519	NURSE PRACTITIONER II	N	SR28	29	T	B	1	136284	1	136284
HTH 212	LS	6/9/2015	57662	RESPIRATORY THERAPY TECH	N	HE12	10	P	B	1	52956	1	52956
HTH 212	LS	6/16/2015	56822	REGISTERED PROF NURSE III	N	SR20	09	P	B	0.5	90708	0.5	90708
HTH 212	LS	6/5/2015	54577	CERTIFIED NURSE AIDE FP	N	HE04	10	P	B	1	36240	1	36240
HTH 212	LS	6/15/2015	53528	SURGICAL TECHNICIAN FP	N	HE08	10	P	B	1	41772	1	41772
HTH 212	LS	7/12/2015	57232	REGISTERED PROF NURSE III	N	SR20	09	P	B	0.9	94332	0.9	94332
HTH 212	LS	7/31/2015	26315	OCCUPATIONAL THERAPIST IV	N	SR22	13	P	B	1	62424	1	62424
HTH 212	LS	7/31/2015	49196	ENVIRON SVCS WKR II	N	BC02	01	P	B	1	35964	1	35964
HTH 212	LS	7/24/2015	25860	CERTIFIED NURSE AIDE FP	N	HE04	10	P	B	1	37512	1	37512
HTH 212	LS	8/3/2015	57807	PATIENT ACCESS REP I	N	SR11	03	P	B	1	41064	1	41064
HTH 212	LS	8/4/2015	56966	REGISTERED PROF NURSE IV	N	SR22	09	P	B	1	104016	1	104016
HTH 212	LS	8/9/2015	56117	ENVIRON SVCS WKR II	N	BC02	01	P	B	1	35964	1	35964
HTH 212	LS	8/17/2015	56582	PATIENT ACCESS REP I	N	SR11	03	P	B	1	29988	1	29988
HTH 212	LS	8/20/2015	57939	CLERK III	N	SR08	03	P	B	1	26700	1	26700
HTH 212	LS	8/21/2015	56949	REGISTERED PROF NURSE III	N	SR20	09	P	B	1	94332	1	94332
HTH 212	LS	8/26/2015	56952	SECRETARY III	N	SR16	63	P	B	1	46188	1	46188
HTH 212	LS	8/26/2015	55641	PATIENT ACCESS REP I	N	SR11	03	P	B	1	32460	1	32460
HTH 212	LS	8/31/2015	25316	CERTIFIED NURSE AIDE FP	N	HE04	10	P	B	1	37512	1	37512
HTH 212	LS	9/4/2015	57771	REGISTERED PROF NURSE IV	N	SR22	09	P	B	1	104016	1	104016
HTH 212	LS	9/9/2015	56835	REGISTERED PROF NURSE III	N	SR20	09	P	B	0.9	94332	0.9	94332
HTH 212	LS	9/9/2015	56967	CLERK IV	N	SR10	03	P	B	1	28872	1	28872
HTH 212	LS	9/23/2015	55839	IMAGING SPECIALIST IV	N	SR22	13	P	B	1	70188	1	70188
HTH 212	LS	9/27/2015	31002	CERTIFIED NURSE AIDE FP	N	HE04	10	P	B	1	37512	1	37512
HTH 212	LS	9/27/2015	24839	REGISTERED PROF NURSE III	N	SR20	09	P	B	0.9	94332	0.9	94332
HTH 212	LS	9/28/2015	20190	IMAGING SPECIALIST II	N	SR18	13	P	B	1	51300	1	51300
HTH 212	LS	9/30/2015	38483	REGISTERED PROF NURSE III	N	SR20	09	P	B	0.9	104112	0.9	104112
HTH 212	LS	9/30/2015	49210	REGISTERED PROF NURSE III	N	SR20	09	P	B	0.9	94332	0.9	94332
HTH 212	LS	9/30/2015	57808	REGISTERED PROF NURSE III	N	SR20	09	P	B	1	94332	1	94332
HTH 212	LS	9/30/2015	20281	KITCHEN HELPER	N	BC02	01	P	B	1	35964	1	35964
HTH 212	LS	10/31/2015	54321	CERTIFIED NURSE AIDE FP	N	HE04	10	P	B	0.9	37512	0.9	37512
HTH 212	LS	10/31/2015	53617	CERTIFIED NURSE AIDE FP	N	HE04	10	P	B	1	37512	1	37512
HTH 212	LS	10/31/2015	56815	CERTIFIED NURSE AIDE FP	N	HE04	10	P	B	1	37512	1	37512
HTH 212	LS	10/29/2015	43946	PATIENT ACCESS REP II	N	SR13	03	P	B	1	35112	1	35112
HTH 212	LS	10/31/2015	54532	CERTIFIED NURSE AIDE FP	N	HE04	10	P	B	1	37512	1	37512
HTH 212	LS	10/31/2015	30998	CERTIFIED NURSE AIDE FP	N	HE04	10	P	B	1	37512	1	37512
HTH 212	LS	10/31/2015	20272	CERTIFIED NURSE AIDE FP	N	HE04	10	P	B	1	37512	1	37512
HTH 212	LS	10/16/2015	47546	IMAGING SPECIALIST V	N	SR24	13	P	B	1	62424	1	62424
HTH 212	LS	10/31/2015	55396	CERTIFIED NURSE AIDE FP	N	HE04	10	P	B	1	37512	1	37512

Department of Health - Hawaii Health Systems Corporation  
 Personnel Separations from July 1, 2014 to November 30, 2015

Table 14

Prog ID	Sub-Org	Separation Date	Position Number	Position Title	Exempt (Y/N)	SR Level	BU Code	T/P	MOF	Budgeted FTE	Budgeted Salary	Actual FTE	Actual Salary
HTH 212	LS	10/31/2015	54195	CERTIFIED NURSE AIDE FP	N	HE04	10	P	B	1	37512	1	37512
HTH 212	LS	10/7/2015	47038	REGISTERED PROF NURSE III	N	SR20	09	P	B	1	94332	1	94332
HTH 212	LS	10/31/2015	57937	REGISTERED PROF NURSE III	N	SR20	09	P	B	1	87228	1	87228
HTH 212	LS	10/31/2015	57948	CERTIFIED NURSE AIDE FP	N	HE04	10	P	B	1	37512	1	37512
HTH 212	LS	10/27/2015	56825	INFORMATION SYSTEMS SPCL	N	SR20	13	P	B	1	43812	1	43812
HTH 212	LS	10/22/2015	20275	REGISTERED PROF NURSE III	N	SR20	09	P	B	0.9	87228	0.9	87228
HTH 212	LS	11/26/2015	108563	ASST HOSPITAL ADMR	Y	MTK	00	P	B	1	99507	1	99507
HTH 212	LS	11/9/2015	20276	DIETITIAN IV	N	SR22	13	P	B	1	60012	1	60012
HTH 212	LS	11/5/2015	58063	REGISTERED PROF NURSE III	N	SR20	09	P	B	0.9	94332	0.9	94332
HTH 212	LS	11/12/2015	44966	REGISTERED PROF NURSE III	N	SR20	09	P	B	0.9	94332	0.9	94332
HTH 212	LS	10/31/2015	46116	PATIENT ACCESS MGR I	N	SR24	23	P	B	1	57720	1	57720
HTH 212	LS	10/31/2015	51492	REGISTERED PROF NURSE III	N	SR20	09	P	B	0.9	104112	0.9	104112
HTH 212	LS	10/31/2015	56814	CERTIFIED NURSE AIDE FP	N	HE04	10	P	B	1	37512	1	37512
HTH 212	LS	7/4/2014	55459	REGISTERED PROF NURSE III	N	SR20	09	P	B	0.9	95292	0.9	95292
HTH 212	LS	7/31/2014	54023	PATIENT ACCOUNT REP II	N	SR13	03	P	B	1	44388	1	44388
HTH 212	LS	7/7/2014	54449	IMAGING SPECIALIST IV	N	SR22	13	P	B	1	67512	1	67512
HTH 212	LS	7/31/2014	19786	PHARMACY TECHNICIAN FP	N	HE06	10	P	B	1	38556	1	38556
HTH 212	LS	7/25/2014	53610	ENVIRON SVCS WKR II	N	BC02	01	P	B	1	34560	1	34560
HTH 212	LS	7/24/2014	55696	INFORMATION SYSTEMS SPCL	N	SR16	13	P	B	1	37464	1	37464
HTH 212	LS	7/3/2014	53752	PATIENT ACCOUNT REP I	N	SR11	03	P	B	1	29988	1	29988
HTH 212	LS	7/11/2014	109467	STAFF PHYSICIAN	Y	YS001	00	P	B	1	290000	1	290000
HTH 212	LS	7/14/2014	57853	PHYSICAL THERAPIST ASST EN	N	HE08	10	T	B	1	41568	1	41568
HTH 212	LS	7/21/2014	57908	CLERK IV	N	SR10	03	P	B	1	28872	1	28872
HTH 212	LS	7/31/2014	109204	STAFF PHYSICIAN	Y	YS001	00	P	B	1	186475	1	186475
HTH 212	LS	8/29/2014	35981	REGISTERED PROF NURSE V	N	SR23	29	P	B	1	112008	1	112008
HTH 212	LS	8/29/2014	54129	ASSISTANT TO THE DIETITIAN	N	BC03	01	P	B	1	35544	1	35544
HTH 212	LS	8/31/2014	37353	REGISTERED PROF NURSE III	N	SR20	09	P	B	1	100104	1	100104
HTH 212	LS	8/15/2014	55080	PHYSICAL THERAPIST ASST FP	N	HE10	10	P	B	1	54900	1	54900
HTH 212	LS	8/27/2014	55274	MEDICAL STAFF SVCS DIR	N	SR26	93	P	B	1	82140	1	82140
HTH 212	LS	8/23/2014	56198	TRANSPORTER	N	HE02	10	P	B	1	33876	1	33876
HTH 212	LS	8/29/2014	19820	BIOMED ENG TECH III	N	BC14	01	P	B	1	55692	1	55692
HTH 212	LS	8/1/2014	54116	REGISTERED PROF NURSE III	N	SR20	09	P	B	0.9	92964	0.9	92964
HTH 212	LS	8/31/2014	55251	PHYSICAL THERAPIST III	N	SR20	13	P	B	0.75	47400	0.75	47400
HTH 212	LS	8/11/2014	55771	IMAGING MULTI SPCLT	N	SR23	13	P	B	1	70188	1	70188
HTH 212	LS	8/15/2014	38073	HOSPITAL SECURITY OFFICER	N	SR14	03	P	B	1	35112	1	35112
HTH 212	LS	8/1/2014	109186	MEDICAL DIRECTOR	Y	MTD	00	P	B	1	210000	1	210000
HTH 212	LS	8/14/2014	54026	SOCIAL WORKER IV	N	SR22	13	P	B	1	47400	1	47400
HTH 212	LS	8/1/2014	55465	OCCUPATIONAL THERAPIST III	N	SR20	13	P	B	0.5	43812	0.5	43812
HTH 212	LS	8/12/2014	53808	PHARMACY TECHNICIAN FP	N	HE06	10	P	B	1	38556	1	38556
HTH 212	LS	8/4/2014	19754	NURSE AIDE FP	N	HE04	10	P	B	1	36060	1	36060
HTH 212	LS	8/18/2014	55754	CLERK IV	N	SR10	03	P	B	1	31236	1	31236



Department of Health - Hawaii Health Systems Corporation  
 Personnel Separations from July 1, 2014 to November 30, 2015

Table 14

<u>Prog ID</u>	<u>Sub-Org</u>	<u>Separation Date</u>	<u>Position Number</u>	<u>Position Title</u>	<u>Exempt (Y/N)</u>	<u>SR Level</u>	<u>BU Code</u>	<u>T/P</u>	<u>MOF</u>	<u>Budgeted FTE</u>	<u>Budgeted Salary</u>	<u>Actual FTE</u>	<u>Actual Salary</u>
HTH 212	LS	8/31/2014	54219	IMAGING SPECIALIST I	N	SR16	13	P	B	1	49308	1	49308
HTH 212	LS	8/15/2014	19953	CERTIFIED NURSE AIDE ENTRY	N	HE02	10	P	B	1	33876	1	33876
HTH 212	LS	9/30/2014	57026	PATIENT ACCESS REP II	N	SR13	03	P	B	1	42684	1	42684
HTH 212	LS	9/15/2014	19785	PHARMACY TECHNICIAN FP	N	HE06	10	P	B	1	38556	1	38556
HTH 212	LS	9/19/2014	55859	REGISTERED PROF NURSE III	N	SR20	09	P	B	1	92964	1	92964
HTH 212	LS	9/1/2014	53612	MEDICAL TRANSCRIPTIONIST	N	SR12	03	P	B	1	32460	1	32460
HTH 212	LS	9/1/2014	43129	TRANSPORTER	N	HE02	10	P	B	1	33876	1	33876
HTH 212	LS	9/5/2014	21473	HEALTH UNIT CLERK II	N	SR10	03	P	B	1	29988	1	29988
HTH 212	LS	9/1/2014	57468	HOSPITAL SECURITY OFFICER	N	SR14	03	P	B	1	35112	1	35112
HTH 212	LS	9/18/2014	57199	REGISTERED PROF NURSE III	N	SR20	09	P	B	0.9	90708	0.9	90708
HTH 212	LS	9/1/2014	38075	HOSPITAL SECURITY OFFICER	N	SR14	03	P	B	1	35112	1	35112
HTH 212	LS	9/15/2014	56362	REGISTERED PROF NURSE III	N	SR20	09	P	B	0.9	90708	0.9	90708
HTH 212	LS	9/30/2014	30223	OPERATING ROOM AIDE ENTR	N	HE02	10	P	B	1	33876	1	33876
HTH 212	LS	9/30/2014	55252	FISCAL MANAGEMENT OFFCR	N	EM05	35	P	B	1	74628	1	74628
HTH 212	LS	9/23/2014	57907	LICENSED PRACTICAL NURSE I	N	HE08	10	T	B	1	41568	1	41568
HTH 212	LS	10/31/2014	55891	LICENSED PRACTICAL NURSE F	N	HE08	10	P	B	1	41568	1	41568
HTH 212	LS	10/17/2014	56768	NURSE AIDE FP	N	HE04	10	P	B	1	36060	1	36060
HTH 212	LS	10/10/2014	56724	TRANSPORTER	N	HE02	10	P	B	1	33876	1	33876
HTH 212	LS	10/13/2014	40009	CLERK IV	N	SR10	03	P	B	1	29988	1	29988
HTH 212	LS	10/3/2014	29049	SOCIAL WORKER V	N	SR24	23	P	B	1	55488	1	55488
HTH 212	LS	10/1/2014	53799	TELEMETRY TECHNICIAN FP	N	HE08	10	P	B	1	41568	1	41568
HTH 212	LS	10/27/2014	19818	INSTITUTION FACILITIES SUPT	N	SR24	04	P	B	1	80016	1	80016
HTH 212	LS	10/27/2014	19715	NURSE AIDE FP	N	HE04	10	P	B	1	36060	1	36060
HTH 212	LS	10/10/2014	55788	IMAGING SPECIALIST IV	N	SR22	13	P	B	1	60012	1	60012
HTH 212	LS	10/22/2014	54886	PHARMACIST I	N	SR22	13	P	B	1	47400	1	47400
HTH 212	LS	10/31/2014	29768	CERTIFIED NURSE AIDE FP	N	HE04	10	P	B	1	37320	1	37320
HTH 212	LS	11/29/2014	41584	REGISTERED PROF NURSE III	N	SR20	09	P	B	0.6	97668	0.6	97668
HTH 212	LS	11/28/2014	53981	REGISTERED PROF NURSE III	N	SR20	09	P	B	1	95292	1	95292
HTH 212	LS	11/15/2014	55865	REGISTERED PROF NURSE III	N	SR20	09	P	B	1	80640	1	80640
HTH 212	LS	11/24/2014	56190	REGISTERED PROF NURSE III	N	SR20	09	P	B	1	90708	1	90708
HTH 212	LS	11/12/2014	55596	CONTRACTS MANAGER II	N	SR26	13	P	B	1	60012	1	60012
HTH 212	LS	11/30/2014	109456	MEDICAL DIRECTOR	Y	MTD	00	P	B	1	310000	1	310000
HTH 212	LS	11/14/2014	57559	OUTPATIENT CLINICAL ASST F	N	HE06	10	T	B	1	38556	1	38556
HTH 212	LS	11/18/2014	57848	REGISTERED PROF NURSE III	N	SR20	09	P	B	1	90708	1	90708
HTH 212	LS	11/14/2014	20037	PHYSICAL THERAPIST IV	N	SR22	23	P	B	1	60012	1	60012
HTH 212	LS	11/26/2014	20087	RECREATIONAL AIDE FP	N	HE06	10	P	B	1	38556	1	38556
HTH 212	LS	11/22/2014	54936	RECREATIONAL AIDE FP	N	HE06	10	P	B	1	38556	1	38556
HTH 212	LS	11/16/2014	57553	REGISTERED PROF NURSE III	N	SR20	09	P	B	0.9	90708	0.9	90708
HTH 212	LS	12/30/2014	19662	REGISTERED PROF NURSE VI	N	SR24	29	P	B	1	119412	1	119412
HTH 212	LS	12/30/2014	54190	REGISTERED PROF NURSE III	N	SR20	09	P	B	0.6	97668	0.6	97668
HTH 212	LS	12/30/2014	55718	ANESTHESIA AIDE FP	N	HE06	10	P	B	1	39960	1	39960

Department of Health - Hawaii Health Systems Corporation  
 Personnel Separations from July 1, 2014 to November 30, 2015

Table 14

<u>Prog ID</u>	<u>Sub-Org</u>	<u>Separation Date</u>	<u>Position Number</u>	<u>Position Title</u>	<u>Exempt (Y/N)</u>	<u>SR Level</u>	<u>BU Code</u>	<u>T/P</u>	<u>MOF</u>	<u>Budgeted FTE</u>	<u>Budgeted Salary</u>	<u>Actual FTE</u>	<u>Actual Salary</u>
HTH 212	LS	12/30/2014	57007	PATIENT ACCESS REP V	N	SR19	03	P	B	1	56172	1	56172
HTH 212	LS	12/30/2014	31935	KITCHEN HELPER	N	BC02	01	P	B	1	35256	1	35256
HTH 212	LS	12/30/2014	19825	BLDG & GRDS UTILITY WORKER	N	BC05	01	P	B	1	39228	1	39228
HTH 212	LS	12/30/2014	108882	CHIEF MEDICAL OFFICER	Y	MTD	00	P	B	1	178516	1	178516
HTH 212	LS	12/12/2014	57708	REGISTERED PROF NURSE III	N	SR20	09	P	B	1	90708	1	90708
HTH 212	LS	12/13/2014	53745	REGISTERED PROF NURSE III	N	SR20	09	P	B	1	90708	1	90708
HTH 212	LS	12/1/2014	23636	REGISTERED PROF NURSE III	N	SR20	09	P	B	1	90708	1	90708
HTH 212	LS	12/21/2014	21472	HEALTH UNIT CLERK II	N	SR10	03	P	B	0.5	29988	0.5	29988
HTH 212	LS	12/15/2014	53616	PATIENT ACCOUNT REP I	N	SR11	03	P	B	1	29988	1	29988
HTH 212	LS	12/6/2014	57061	REGISTERED PROF NURSE III	N	SR20	09	P	B	1	90708	1	90708
HTH 212	LS	12/30/2014	19984	CERTIFIED NURSE AIDE FP	N	HE04	10	P	B	1	38556	1	38556
HTH 212	LS	12/15/2014	49186	SOCIAL WORKER III	N	SR20	13	P	B	1	47400	1	47400
HTH 212	LS	12/30/2014	108840	DIRECTOR OF NURSING	Y	MTJ	00	P	B	1	99000	1	99000
HTH 212	LS	12/30/2014	20086	CERTIFIED NURSE AIDE FP	N	HE04	10	P	B	1	36060	1	36060
HTH 212	LS	12/30/2014	20082	ENVIRON SVCS WKR II	N	BC02	01	P	B	1	35256	1	35256
HTH 212	LS	12/15/2014	47375	SOCIAL WORKER III	N	SR20	13	P	B	1	53364	1	53364
HTH 212	LS	1/2/2015	57027	PATIENT ACCESS REP II	N	SR13	03	P	B	1	41064	1	41064
HTH 212	LS	1/21/2015	54660	REGISTERED PROF NURSE III	N	SR20	09	P	B	1	90708	1	90708
HTH 212	LS	1/30/2015	56051	BLDG & GRDS SUPVR II	N	F-209	02	P	B	1	56016	1	56016
HTH 212	LS	1/10/2015	55862	REGISTERED PROF NURSE III	N	SR20	09	P	B	0.6	90708	0.6	90708
HTH 212	LS	1/30/2015	57467	HOSPITAL SECURITY OFFICER	N	SR14	03	P	B	1	35112	1	35112
HTH 212	LS	1/9/2015	109374	STAFF PHYSICIAN	Y	YS001	00	P	B	1	350000	1	350000
HTH 212	LS	1/1/2015	57214	HUMAN RESOURCES CLERK V	N	SR13	63	P	B	1	33720	1	33720
HTH 212	LS	1/30/2015	57110	CLERK III	N	SR08	03	P	B	1	26700	1	26700
HTH 212	LS	1/23/2015	57840	HEALTH UNIT CLERK I	N	SR08	03	P	B	1	26700	1	26700
HTH 212	LS	1/22/2015	54458	IMAGING SPECIALIST II	N	SR18	13	P	B	1	51300	1	51300
HTH 212	LS	1/21/2015	19692	REGISTERED PROF NURSE II	N	SR18	09	P	B	1	67836	1	67836
HTH 212	LS	1/26/2015	55788	IMAGING SPECIALIST IV	N	SR22	13	P	B	1	60012	1	60012
HTH 212	LS	1/13/2015	57102	REGISTERED PROF NURSE III	N	SR20	09	P	B	0.9	90708	0.9	90708
HTH 212	LS	1/23/2015	21473	HEALTH UNIT CLERK I	N	SR08	03	P	B	1	26700	1	26700
HTH 212	LS	1/12/2015	23013	REGISTERED PROF NURSE III	N	SR20	09	P	B	1	90708	1	90708
HTH 212	LS	1/23/2015	47774	REGISTERED PROF NURSE III	N	SR20	09	P	B	1	100104	1	100104
HTH 212	LS	1/14/2015	57392	REGISTERED PROF NURSE III	N	SR20	09	P	B	1	90708	1	90708
HTH 212	LS	2/27/2015	53683	REGISTERED PROF NURSE IV	N	SR22	09	P	B	1	107712	1	107712
HTH 212	LS	2/6/2015	56984	HEALTH INFO TECH II	N	SR13	03	P	B	1	39492	1	39492
HTH 212	LS	2/15/2015	44882	REGISTERED PROF NURSE III	N	SR20	09	P	B	0.9	90708	0.9	90708
HTH 212	LS	2/13/2015	19878	PHARMACY TECHNICIAN FP	N	HE06	10	P	B	1	38748	1	38748
HTH 212	LS	2/18/2015	56990	CODER I	N	SR13	03	P	B	1	35112	1	35112
HTH 212	LS	2/15/2015	54881	REGISTERED PROF NURSE III	N	SR20	09	P	B	0.75	90708	0.75	90708
HTH 212	LS	2/25/2015	44513	REGISTERED PROF NURSE II	N	SR18	09	P	B	1	67836	1	67836

Department of Health - Hawaii Health Systems Corporation  
 Personnel Separations from July 1, 2014 to November 30, 2015

Table 14

<u>Prog ID</u>	<u>Sub-Org</u>	<u>Separation Date</u>	<u>Position Number</u>	<u>Position Title</u>	<u>Exempt (Y/N)</u>	<u>SR Level</u>	<u>BU Code</u>	<u>T/P</u>	<u>MOF</u>	<u>Budgeted FTE</u>	<u>Budgeted Salary</u>	<u>Actual FTE</u>	<u>Actual Salary</u>
HTH 212	LS	2/6/2015	41519	REGISTERED PROF NURSE II	N	SR18	09	P	B	1	67836	1	67836
HTH 212	LS	2/9/2015	53755	CLERK III	N	SR08	03	P	B	1	26700	1	26700
HTH 212	LS	2/1/2015	31941	ENVIRON SVCS WKR II	N	BC02	01	P	B	1	35256	1	35256
HTH 212	LS	3/31/2015	56983	REGISTERED PROF NURSE III	N	SR20	09	P	B	1	95976	1	95976
HTH 212	LS	3/31/2015	53996	SECRETARY II	N	SR14	63	P	B	1	44388	1	44388
HTH 212	LS	3/31/2015	49394	NURSE AIDE FP	N	HE04	10	P	B	1	36240	1	36240
HTH 212	LS	3/10/2015	57057	CLERK IV	N	SR10	03	P	B	1	32460	1	32460
HTH 212	LS	3/30/2015	55917	ENVIRON SVCS WKR II	N	BC02	01	P	B	1	35256	1	35256
HTH 212	LS	3/26/2015	56625	PERFUSIONIST II	N	SR28	13	P	B	1	96096	1	96096
HTH 212	LS	3/26/2015	56626	PERFUSIONIST II	N	SR28	13	P	B	1	96096	1	96096
HTH 212	LS	3/27/2015	53974	RECREATIONAL THERAPIST III	N	SR20	13	P	B	0.75	47400	0.75	47400
HTH 212	LS	3/12/2015	57056	CLERK IV	N	SR10	03	P	B	1	29988	1	29988
HTH 212	LS	3/31/2015	109367	STAFF PHYSICIAN	Y	YS001	00	P	B	1	325000	1	325000
HTH 212	LS	3/31/2015	56869	IMAGING SPECIALIST IV	N	SR22	13	P	B	1	67512	1	67512
HTH 212	LS	3/15/2015	22840	HUMAN RESOURCES SPECIALI	N	SR22	73	P	B	1	53364	1	53364
HTH 212	LS	3/20/2015	55594	REGISTERED PROF NURSE IV	N	SR22	29	P	B	1	100020	1	100020
HTH 212	LS	4/30/2015	28975	REGISTERED PROF NURSE III	N	SR20	09	P	B	0.75	100104	0.75	100104
HTH 212	LS	4/30/2015	55469	CENTRAL SUPPLY TECHNICIAN	N	SR14	04	P	B	1	49968	1	49968
HTH 212	LS	4/30/2015	53508	NURSE AIDE FP	N	HE04	10	P	B	1	36240	1	36240
HTH 212	LS	4/15/2015	29021	REGISTERED PROF NURSE III	N	SR20	09	P	B	0.6	95292	0.6	95292
HTH 212	LS	4/5/2015	53762	CLERK IV	N	SR10	03	P	B	1	29988	1	29988
HTH 212	LS	4/30/2015	56999	PATIENT ACCOUNT REP III	N	SR15	03	P	B	1	41064	1	41064
HTH 212	LS	4/30/2015	19789	PHYSICAL THERAPIST IV	N	SR22	23	P	B	1	49308	1	49308
HTH 212	LS	4/20/2015	21637	HEALTH UNIT CLERK II	N	SR10	03	P	B	1	29988	1	29988
HTH 212	LS	4/24/2015	56769	HUMAN RESOURCES SPECIALI	N	SR26	73	P	B	1	62424	1	62424
HTH 212	LS	4/24/2015	25398	REGISTERED PROF NURSE III	N	SR20	09	P	B	1	90708	1	90708
HTH 212	LS	4/30/2015	57111	REGISTERED PROF NURSE IV	N	SR22	29	P	B	1	100020	1	100020
HTH 212	LS	4/17/2015	31994	REGISTERED PROF NURSE III	N	SR20	09	P	B	1	90708	1	90708
HTH 212	LS	4/10/2015	57462	LICENSED PRACTICAL NURSE F	N	HE08	10	P	B	1	41772	1	41772
HTH 212	LS	4/17/2015	56882	CLERK IV	N	SR10	03	P	B	1	28872	1	28872
HTH 212	LS	4/21/2015	19703	REGISTERED PROF NURSE III	N	SR20	09	P	B	0.9	90708	0.9	90708
HTH 212	LS	4/23/2015	30309	HEALTH UNIT CLERK I	N	SR08	03	P	B	1	26700	1	26700
HTH 212	LS	4/10/2015	57032	PATIENT ACCESS REP I	N	SR11	03	P	B	1	29988	1	29988
HTH 212	LS	4/26/2015	54907	INFORMATION SYSTEMS SPCL	N	SR24	13	P	B	1	60012	1	60012
HTH 212	LS	3/31/2015	57378	ENVIRON SVCS WKR II	N	BC02	01	P	B	1	35256	1	35256
HTH 212	LS	5/21/2015	55132	ENVIRMTL SVCS SUPT II	N	SR24	04	P	B	1	73956	1	73956
HTH 212	LS	5/31/2015	55086	REGISTERED PROF NURSE III	N	SR20	09	P	B	1	100104	1	100104
HTH 212	LS	5/31/2015	44878	REGISTERED PROF NURSE III	N	SR20	09	P	B	1	100104	1	100104
HTH 212	LS	5/31/2015	55271	LICENSED PRACTICAL NURSE I	N	HE10	10	P	B	1	55176	1	55176

Department of Health - Hawaii Health Systems Corporation  
Personnel Separations from July 1, 2014 to November 30, 2015

Table 14

<u>Prog ID</u>	<u>Sub-Org</u>	<u>Separation Date</u>	<u>Position Number</u>	<u>Position Title</u>	<u>Exempt (Y/N)</u>	<u>SR Level</u>	<u>BU Code</u>	<u>T/P</u>	<u>MOF</u>	<u>Budgeted FTE</u>	<u>Budgeted Salary</u>	<u>Actual FTE</u>	<u>Actual Salary</u>
HTH 212	LS	5/31/2015	44502	NURSE AIDE FP	N	HE04	10	P	B	1	36240	1	36240
HTH 212	LS	5/31/2015	109222	CHIEF NURSE EXECUTIVE	Y	MTG	00	P	B	1	139360	1	139360
HTH 212	LS	5/4/2015	53691	OCCUP THERAPY AIDE ENTRY	N	HE04	10	P	B	1	36240	1	36240
HTH 212	LS	5/28/2015	57107	REGISTERED PROF NURSE VI	N	SR24	29	P	B	0.75	110892	0.75	110892
HTH 212	LS	5/31/2015	22662	SECRETARY I	N	SR12	03	P	B	1	36468	1	36468
HTH 212	LS	5/1/2015	22903	REGISTERED PROF NURSE III	N	SR20	09	P	B	0.9	87216	0.9	87216
HTH 212	LS	5/31/2015	19877	NURSE AIDE FP	N	HE04	10	P	B	1	36240	1	36240
HTH 212	LS	5/26/2015	19681	REGISTERED PROF NURSE III	N	SR20	09	P	B	0.9	92964	0.9	92964
HTH 212	LS	5/15/2015	54510	CLERK IV	N	SR10	03	P	B	1	29988	1	29988
HTH 212	LS	5/1/2015	56876	PATIENT FINANCIAL COUNSEL	N	SR15	03	P	B	1	36468	1	36468
HTH 212	LS	5/20/2015	56781	NURSE AIDE FP	N	HE04	10	P	B	1	36240	1	36240
HTH 212	LS	5/25/2015	54454	IMAGING SPECIALIST II	N	SR18	13	P	B	1	53364	1	53364
HTH 212	LS	5/13/2015	57104	REGISTERED PROF NURSE III	N	SR20	09	P	B	0.9	90708	0.9	90708
HTH 212	LS	5/27/2015	19689	REGISTERED PROF NURSE III	N	SR20	09	P	B	0.9	90708	0.9	90708
HTH 212	LS	5/1/2015	31785	PATIENT ACCOUNT REP II	N	SR13	03	P	B	1	33720	1	33720
HTH 212	LS	5/26/2015	57109	CLERK IV	N	SR10	03	P	B	1	29988	1	29988
HTH 212	LS	5/10/2015	55051	NURSE AIDE FP	N	HE04	10	P	B	1	36240	1	36240
HTH 212	LS	5/15/2015	54999	SOCIAL WORKER IV	N	SR22	13	P	B	0.5	51300	0.5	51300
HTH 212	LS	5/29/2015	32071	PHARMACIST I	N	SR22	13	P	B	1	47400	1	47400
HTH 212	LS	5/1/2015	54466	REGISTERED PROF NURSE III	N	SR20	09	P	B	1	90708	1	90708
HTH 212	LS	5/15/2015	57030	PATIENT ACCESS REP I	N	SR11	03	P	B	1	29988	1	29988
HTH 212	LS	5/22/2015	56397	HEALTH UNIT CLERK I	N	SR08	03	P	B	1	26700	1	26700
HTH 212	LS	5/31/2015	19715	NURSE AIDE FP	N	HE04	10	P	B	1	36240	1	36240
HTH 212	LS	5/11/2015	36196	REGISTERED PROF NURSE III	N	SR20	09	P	B	1	80640	1	80640
HTH 212	LS	5/2/2015	23016	REGISTERED PROF NURSE IV	N	SR22	09	P	B	1	100020	1	100020
HTH 212	LS	5/20/2015	20045	CERTIFIED NURSE AIDE FP	N	HE04	10	P	B	1	40164	1	40164
HTH 212	LS	5/8/2015	109421	HOSPITAL ADMINISTRATOR	Y	MTG	00	P	B	1	166400	1	166400
HTH 212	LS	5/17/2015	56764	CERTIFIED NURSE AIDE FP	N	HE04	10	P	B	1	36240	1	36240
HTH 212	LS	6/30/2015	55558	REGISTERED PROF NURSE III	N	SR20	09	P	B	1	100104	1	100104
HTH 212	LS	6/30/2015	54875	REGISTERED PROF NURSE III	N	SR20	09	P	B	1	97668	1	97668
HTH 212	LS	6/30/2015	55212	PHARMACY TECHNICIAN FP	N	HE06	10	P	B	1	43440	1	43440
HTH 212	LS	6/22/2015	53662	RESPIRATORY THERAPY TECH	N	HE12	10	P	B	1	59988	1	59988
HTH 212	LS	6/1/2015	54768	PHYSICAL THERAPIST ASST FP	N	HE10	10	P	B	1	48816	1	48816
HTH 212	LS	6/30/2015	30901	BLDG MAINT WORKER I	N	BC09	01	P	B	1	48216	1	48216
HTH 212	LS	6/3/2015	55408	REGISTERED PROF NURSE III	N	SR20	09	P	B	1	92964	1	92964
HTH 212	LS	6/22/2015	53800	TELEMETRY TECHNICIAN FP	N	HE08	10	P	B	1	41772	1	41772
HTH 212	LS	6/15/2015	41584	REGISTERED PROF NURSE III	N	SR20	09	P	B	0.6	90708	0.6	90708
HTH 212	LS	6/8/2015	19839	LAUNDRY HELPER I	N	BC02	01	P	B	1	35964	1	35964
HTH 212	LS	6/30/2015	57145	HEALTH UNIT CLERK II	N	SR10	03	P	B	1	32460	1	32460

Department of Health - Hawaii Health Systems Corporation  
 Personnel Separations from July 1, 2014 to November 30, 2015

Table 14

<u>Prog ID</u>	<u>Sub-Org</u>	<u>Separation Date</u>	<u>Position Number</u>	<u>Position Title</u>	<u>Exempt (Y/N)</u>	<u>SR Level</u>	<u>BU Code</u>	<u>T/P</u>	<u>MOF</u>	<u>Budgeted FTE</u>	<u>Budgeted Salary</u>	<u>Actual FTE</u>	<u>Actual Salary</u>
HTH 212	LS	6/1/2015	54654	SOCIAL WORKER IV	N	SR22	13	P	B	1	49308	1	49308
HTH 212	LS	6/29/2015	57548	NURSE AIDE FP	N	HE04	10	P	B	1	36240	1	36240
HTH 212	LS	6/3/2015	35313	RESPIRATORY THERAPY TECH	N	HE12	10	P	B	1	52956	1	52956
HTH 212	LS	6/30/2015	57836	EMERGENCY ROOM ASST ENT	N	HE06	10	T	B	0.5	38748	0.5	38748
HTH 212	LS	6/1/2015	55459	REGISTERED PROF NURSE III	N	SR20	09	P	B	0.9	90708	0.9	90708
HTH 212	LS	5/31/2015	47771	REGISTERED PROF NURSE III	N	SR20	09	P	B	1	92964	1	92964
HTH 212	LS	7/2/2015	56611	REGISTERED PROF NURSE III	N	SR20	09	P	B	0.9	94332	0.9	94332
HTH 212	LS	7/9/2015	55219	REGISTERED PROF NURSE III	N	SR20	09	P	B	0.9	94332	0.9	94332
HTH 212	LS	7/19/2015	46498	REGISTERED PROF NURSE II	N	SR18	09	P	B	1	70548	1	70548
HTH 212	LS	7/6/2015	56978	REGISTERED PROF NURSE II	N	SR18	09	P	B	1	70548	1	70548
HTH 212	LS	7/23/2015	54579	EMERGENCY ROOM ASST ENT	N	HE06	10	P	B	1	43440	1	43440
HTH 212	LS	7/31/2015	53608	ENVIRON SVCS WKR II	N	BC02	01	P	B	1	35964	1	35964
HTH 212	LS	7/24/2015	55882	REGISTERED PROF NURSE III	N	SR20	09	P	B	0.5	96684	0.5	96684
HTH 212	LS	7/30/2015	54514	CLERK III	N	SR08	03	P	B	1	29988	1	29988
HTH 212	LS	7/23/2015	56778	RESPIRATORY THERAPY ASST	N	HE08	10	P	B	0.6	43440	0.6	43440
HTH 212	LS	7/31/2015	53611	MEDICAL TRANSCRIPTIONIST	N	SR10	03	P	B	1	28872	1	28872
HTH 212	LS	8/9/2015	41959	REGISTERED PROF NURSE III	N	SR20	09	P	B	0.9	99108	0.9	99108
HTH 212	LS	8/13/2015	54190	REGISTERED PROF NURSE III	N	SR20	09	P	B	1	83868	1	83868
HTH 212	LS	8/14/2015	57044	PATIENT ACCESS REP I	N	SR11	03	P	B	1	29988	1	29988
HTH 212	LS	8/19/2015	53664	RESPIRATORY THERAPY TECH	N	HE12	10	P	B	1	55176	1	55176
HTH 212	LS	8/24/2015	56774	CLERK IV	N	SR10	03	P	B	1	32460	1	32460
HTH 212	LS	8/28/2015	57065	REGISTERED PROF NURSE III	N	SR20	09	P	B	0.9	94332	0.9	94332
HTH 212	LS	8/31/2015	54820	MANAGEMENT ANALYST III	N	SR20	13	P	B	1	51300	1	51300
HTH 212	LS	8/31/2015	56380	SOCIAL WORKER IV	N	SR22	13	P	B	1	57720	1	57720
HTH 212	LS	8/31/2015	53717	TRANSPORTER	N	HE02	10	P	B	1	36240	1	36240
HTH 212	LS	9/1/2015	54844	NURSE AIDE FP	N	HE04	10	P	B	1	37512	1	37512
HTH 212	LS	9/2/2015	56385	TRANSPORTER	N	HE02	10	P	B	1	36240	1	36240
HTH 212	LS	9/4/2015	20102	ACCOUNT CLERK III	N	SR11	03	P	B	1	31236	1	31236
HTH 212	LS	9/9/2015	55576	IMAGING SPECIALIST II	N	SR18	13	P	B	1	55488	1	55488
HTH 212	LS	9/15/2015	54125	COOK II	N	BC08	01	P	B	1	45024	1	45024
HTH 212	LS	9/15/2015	44914	INFORMATION SYSTEMS SPCL	N	SR20	13	P	B	1	49308	1	49308
HTH 212	LS	9/15/2015	19822	AUTOMOTIVE MECHANIC I	N	BC10	01	P	B	1	50052	1	50052
HTH 212	LS	9/15/2015	19871	CLERK III	N	SR08	03	P	B	1	26700	1	26700
HTH 212	LS	9/15/2015	19997	BLDG MAINT WORKER I	N	BC09	01	P	B	1	48216	1	48216
HTH 212	LS	9/16/2015	36209	LICENSED PRACTICAL NURSE	N	HE08	10	P	B	1	43440	1	43440
HTH 212	LS	9/25/2015	55413	COMPL & PRIVACY SPCLST IV	N	SR22	13	P	B	0.5	62424	0.5	62424
HTH 212	LS	9/30/2015	55238	REGISTERED PROF NURSE III	N	SR20	09	P	B	0.9	104112	0.9	104112
HTH 212	LS	9/30/2015	25341	REGISTERED PROF NURSE III	N	SR20	09	P	B	1	99108	1	99108
HTH 212	LS	9/30/2015	57458	OCCUP THERAPY ASST FP	N	HE10	10	P	B	1	50928	1	50928

Department of Health - Hawaii Health Systems Corporation  
Personnel Separations from July 1, 2014 to November 30, 2015

Table 14

<u>Prog ID</u>	<u>Sub-Org</u>	<u>Separation Date</u>	<u>Position Number</u>	<u>Position Title</u>	<u>Exempt (Y/N)</u>	<u>SR Level</u>	<u>BU Code</u>	<u>T/P</u>	<u>MOF</u>	<u>Budgeted FTE</u>	<u>Budgeted Salary</u>	<u>Actual FTE</u>	<u>Actual Salary</u>
HTH 212	LS	9/30/2015	56720	REGISTERED PROF NURSE III	N	SR20	09	P	B	0.9	90708	0.9	90708
HTH 212	LS	10/31/2015	47265	SURGICAL TECHNICIAN FP	N	HE08	10	P	B	1	46920	1	46920
HTH 212	LS	10/5/2015	57983	REGISTERED PROF NURSE IV	N	SR22	09	T	B	1	109296	1	109296
HTH 212	LS	10/29/2015	57987	PRE AUDIT CLERK I	N	SR11	03	P	B	0.5	36468	0.5	36468
HTH 212	LS	10/1/2015	56255	REGISTERED PROF NURSE III	N	SR20	09	P	B	1	99108	1	99108
HTH 212	LS	10/2/2015	56614	SURGICAL TECHNICIAN ENTRY	N	HE06	10	P	B	1	40164	1	40164
HTH 212	LS	10/2/2015	55186	NURSE AIDE FP	N	HE04	10	P	B	0.5	37512	0.5	37512
HTH 212	LS	10/23/2015	55416	IMAGING SPECIALIST II	N	SR18	13	P	B	1	55488	1	55488
HTH 212	LS	10/19/2015	109366	STAFF PHYSICIAN	Y	YS001	00	P	B	1	325000	1	325000
HTH 212	LS	10/23/2015	56272	VAN DRIVER	N	BC05	01	P	B	0.5	40812	0.5	40812
HTH 212	LS	10/17/2015	25335	REGISTERED PROF NURSE III	N	SR20	09	P	B	1	94332	1	94332
HTH 212	LS	10/15/2015	55571	HOSPITAL SECURITY OFFICER	N	SR14	03	P	B	1	36468	1	36468
HTH 212	LS	10/3/2015	54572	TELEMETRY TECHNICIAN ENT	N	HE06	10	P	B	1	40164	1	40164
HTH 212	LS	10/29/2015	57469	HOSPITAL SECURITY OFFICER	N	SR14	03	P	B	1	35112	1	35112
HTH 212	LS	10/26/2015	19706	REGISTERED PROF NURSE III	N	SR20	09	P	B	1	83868	1	83868
HTH 212	LS	11/20/2015	19821	BIOMED ENG TECH III	N	BC14	01	P	B	1	59112	1	59112
HTH 212	LS	11/30/2015	54707	SECRETARY II	N	SR14	63	P	B	1	46188	1	46188
HTH 212	LS	11/30/2015	19774	MEDICAL TECHNOLOGIST V	N	SR24	23	P	B	1	78996	1	78996
HTH 212	LS	11/28/2015	41238	HEALTH UNIT CLERK II	N	SR10	03	P	B	1	35112	1	35112
HTH 212	LS	11/23/2015	56234	REGISTERED PROF NURSE III	N	SR20	09	P	B	0.6	99108	0.6	99108
HTH 212	LS	11/30/2015	39906	HOSPITAL SECURITY OFFICER	N	SR14	03	P	B	1	39492	1	39492
HTH 212	LS	11/30/2015	54122	HEALTH UNIT CLERK II	N	SR10	03	P	B	1	32460	1	32460
HTH 212	LS	11/25/2015	56526	REGISTERED PROF NURSE III	N	SR20	09	P	B	0.8	94332	0.8	94332
HTH 212	LS	11/13/2015	57044	PATIENT ACCESS REP I	N	SR11	03	P	B	1	29988	1	29988
HTH 212	LS	11/15/2015	55649	CLERK IV	N	SR10	03	P	B	1	31236	1	31236
HTH 212	LS	11/30/2015	55776	IMAGING SPECIALIST IV	N	SR22	13	P	B	1	70188	1	70188
HTH 212	LS	11/25/2015	56725	HEALTH UNIT CLERK I	N	SR08	03	P	B	1	26700	1	26700
HTH 212	LS	11/30/2015	57058	IMAGING SPECIALIST IV	N	SR22	13	P	B	1	60012	1	60012
HTH 212	LS	11/13/2015	57145	HEALTH UNIT CLERK I	N	SR08	03	P	B	1	26700	1	26700
HTH 212	LS	11/13/2015	26446	CERTIFIED NURSE AIDE FP	N	HE04	10	P	B	1	36060	1	36060
HTH 212	LS	11/19/2015	20106	REGISTERED PROF NURSE III	N	SR20	09	P	B	1	94332	1	94332
HTH 212	LS	11/30/2015	55769	SENIOR CONTRACTS MANAGE	N	EM05	35	P	B	1	92441	1	92441
HTH 212	LS	7/31/2014	20756	MEDICAL TECHNOLOGIST III	N	SR20	13	P	B	1	53364	1	53364
HTH 212	LS	7/1/2014	109446	STAFF PHYSICIAN	Y	YH001	00	P	B	0.3	208000	0.3	208000
HTH 212	LS	7/31/2014	56005	GENERAL LABORER II	N	BC03	01	P	B	1	35544	1	35544
HTH 212	LS	8/31/2014	54060	ADMITTING CLERK I	N	SR10	03	P	B	1	33720	1	33720
HTH 212	LS	8/31/2014	109353	STAFF PHYSICIAN	Y	YS001	00	P	B	1	260000	1	260000
HTH 212	LS	8/24/2014	56682	KITCHEN HELPER	N	BC02	01	T	B	1	34560	1	34560
HTH 212	LS	8/29/2014	109334	STAFF PHYSICIAN	Y	YS001	00	P	B	1	193357	1	193357

Department of Health - Hawaii Health Systems Corporation  
 Personnel Separations from July 1, 2014 to November 30, 2015

Table 14

Prog ID	Sub-Org	Separation Date	Position Number	Position Title	Exempt (Y/N)	SR Level	BU Code	T/P	MOF	Budgeted FTE	Budgeted Salary	Actual FTE	Actual Salary
HTH 212	LS	8/31/2014	55277	LICENSED PRACTICAL NURSE	N	HE08	10	P	B	1	41568	1	41568
HTH 212	LS	8/31/2014	21781	LICENSED PRACTICAL NURSE	N	HE08	10	P	B	1	41568	1	41568
HTH 212	LS	8/12/2014	36555	KITCHEN HELPER	N	BC02	01	P	B	1	34560	1	34560
HTH 212	LS	9/26/2014	109314	STAFF PHYSICIAN	Y	YS001	00	P	B	1	205000	1	205000
HTH 212	LS	9/25/2014	42130	HEALTH UNIT CLERK II	N	SR10	03	P	B	1	29988	1	29988
HTH 212	LS	9/21/2014	53448	REGISTERED PROF NURSE III	N	SR20	09	P	B	1	90708	1	90708
HTH 212	LS	10/31/2014	20910	ACCOUNTANT III	N	SR20	13	P	B	1	55488	1	55488
HTH 212	LS	10/3/2014	55549	ADMITTING CLERK I	N	SR10	03	P	B	1	29988	1	29988
HTH 212	LS	10/1/2014	28580	REGISTERED PROF NURSE III	N	SR20	09	P	B	1	92964	1	92964
HTH 212	LS	10/15/2014	109458	ASST ADMR/SPECIAL/CONSTRY		MTJ	00	P	B	0.5	104000	0.5	104000
HTH 212	LS	10/15/2014	56685	ENVIRON SVCS WKR II	N	BC02	01	T	B	1	35256	1	35256
HTH 212	LS	10/10/2014	54052	INFORMATION SYSTEMS SPCLN	N	SR22	13	P	B	1	55488	1	55488
HTH 212	LS	11/30/2014	47889	HUMAN RESOURCES TECHNICN	N	SR15	63	P	B	1	44388	1	44388
HTH 212	LS	11/30/2014	54057	ADMITTING CLERK I	N	SR10	03	P	B	1	35112	1	35112
HTH 212	LS	11/30/2014	56133	HOSP ENVIR/SAFETY OFCR V	N	SR24	13	P	B	1	75960	1	75960
HTH 212	LS	11/14/2014	55250	LICENSED PRACTICAL NURSE	N	HE08	10	P	B	1	41568	1	41568
HTH 212	LS	11/30/2014	57588	INFORMATION SYSTEMS SPCLN	N	SR20	13	P	B	1	49308	1	49308
HTH 212	LS	11/30/2014	56676	CERTIFIED NURSE AIDE FP	N	HE04	10	T	B	1	36060	1	36060
HTH 212	LS	11/30/2014	51040	ACCOUNT CLERK III	N	SR11	03	P	B	1	31236	1	31236
HTH 212	LS	11/30/2014	57585	TELEPHONE SWITCHBOARD O	N	SR07	03	P	B	1	26700	1	26700
HTH 212	LS	11/15/2014	20810	ENVIRON SVCS WKR II	N	BC02	01	P	B	1	35256	1	35256
HTH 212	LS	12/30/2014	56909	RESPIRATORY THERAPY TECH	N	HE12	10	P	B	1	59688	1	59688
HTH 212	LS	12/30/2014	47693	HEALTH UNIT CLERK II	N	SR10	03	P	B	1	37980	1	37980
HTH 212	LS	12/31/2014	109324	STAFF PHYSICIAN	Y	YS001	00	P	B	1	302400	1	302400
HTH 212	LS	12/31/2014	109275	MEDICAL DIRECTOR	Y	MTE	00	P	B	1	327600	1	327600
HTH 212	LS	12/19/2014	109352	STAFF PHYSICIAN	Y	YS001	00	P	B	1	166000	1	166000
HTH 212	LS	12/31/2014	109329	STAFF PHYSICIAN	Y	YS001	00	P	B	1	302400	1	302400
HTH 212	LS	12/31/2014	56668	SOCIAL WORKER III	N	SR20	13	P	B	1	47400	1	47400
HTH 212	LS	12/31/2014	109450	STAFF PHYSICIAN	Y	YS001	00	P	B	1	302400	1	302400
HTH 212	LS	12/30/2014	20785	COOK III	N	WS08	01	P	B	1	47232	1	47232
HTH 212	LS	12/29/2014	28037	CERTIFIED NURSE AIDE FP	N	HE04	10	P	B	1	36060	1	36060
HTH 212	LS	12/30/2014	20749	REGISTERED PROF NURSE III	N	SR20	09	P	B	1	100104	1	100104
HTH 212	LS	1/2/2015	55551	LICENSED PRACTICAL NURSE	N	HE08	10	P	B	1	41772	1	41772
HTH 212	LS	1/2/2015	57337	REGISTERED PROF NURSE III	N	SR20	09	P	B	1	90708	1	90708
HTH 212	LS	3/31/2015	33110	GENERAL LABORER II	N	BC03	01	P	B	1	36252	1	36252
HTH 212	LS	2/28/2015	20831	GENERAL LABORER II	N	BC03	01	P	B	1	36252	1	36252
HTH 212	LS	3/27/2015	57323	ADMITTING CLERK I	N	SR10	03	P	B	1	29988	1	29988
HTH 212	LS	3/31/2015	109341	REGIONAL CEO	Y	MTC	00	T	B	1	185250	1	185250
HTH 212	LS	4/22/2015	109353	STAFF PHYSICIAN	Y	YS001	00	P	B	1	240000	1	240000

Department of Health - Hawaii Health Systems Corporation  
 Personnel Separations from July 1, 2014 to November 30, 2015

Table 14

Prog ID	Sub-Org	Separation Date	Position Number	Position Title	Exempt (Y/N)	SR Level	BU Code	T/P	MOF	Budgeted FTE	Budgeted Salary	Actual FTE	Actual Salary
HTH 212	LS	4/15/2015	21784	REGISTERED PROF NURSE III	N	SR20	09	P	B	1	90708	1	90708
HTH 212	LS	5/7/2015	56559	HUMAN RESOURCES SPECIALI	N	SR24	73	P	B	1	67512	1	67512
HTH 212	LS	5/18/2015	56910	REGISTERED PROF NURSE III	N	SR20	09	P	B	1	80640	1	80640
HTH 212	LS	5/27/2015	54057	ADMITTING CLERK I	N	SR10	03	P	B	1	28872	1	28872
HTH 212	LS	5/27/2015	57337	REGISTERED PROF NURSE III	N	SR20	09	P	B	1	80640	1	80640
HTH 212	LS	5/20/2015	57745	CERTIFIED NURSE AIDE FP	N	HE04	10	P	B	1	36240	1	36240
HTH 212	LS	5/26/2015	20760	STOREKEEPER I	N	SR11	03	P	B	1	29988	1	29988
HTH 212	LS	6/15/2015	55327	HEALTH INFO TECH II	N	SR13	03	P	B	1	36468	1	36468
HTH 212	LS	6/23/2015	44933	REG HUMAN RESOURCES DIR	N	EM05	35	P	B	1	108696	1	108696
HTH 212	LS	6/5/2015	34220	PHARMACIST I	N	SR22	13	P	B	1	49308	1	49308
HTH 212	LS	6/5/2015	20791	COOK I	N	BC05	01	P	B	1	40008	1	40008
HTH 212	LS	7/15/2015	55554	CODER II	N	SR15	03	P	B	1	41064	1	41064
HTH 212	LS	7/5/2015	34619	REGISTERED PROF NURSE III	N	SR20	09	P	B	1	94332	1	94332
HTH 212	LS	7/31/2015	55338	REGISTERED PROF NURSE III	N	SR20	09	P	B	1	104112	1	104112
HTH 212	LS	7/30/2015	54058	CREDIT & COLLECTION CLERK	N	SR13	03	P	B	1	35112	1	35112
HTH 212	LS	7/31/2015	56898	CREDIT & COLLECTION CLERK	N	SR13	03	P	B	1	35112	1	35112
HTH 212	LS	7/27/2015	109478	ASST ADMR-CHIEF OPER OFCF	Y	MTI	00	P	B	1	135000	1	135000
HTH 212	LS	8/18/2015	20866	REGISTERED PROF NURSE III	N	SR20	09	P	B	1	94332	1	94332
HTH 212	LS	8/22/2015	20774	LICENSED PRACTICAL NURSE F	N	HE08	10	P	B	1	43440	1	43440
HTH 212	LS	9/3/2015	56677	REGISTERED PROF NURSE III	N	SR20	09	P	B	1	94332	1	94332
HTH 212	LS	9/15/2015	56553	IMAGING SPECIALIST II	N	SR18	13	P	B	1	40548	1	40548
HTH 212	LS	10/31/2015	21780	ENVIRON SVCS SUPERVISOR I	N	F-102	02	P	B	1	42240	1	42240
HTH 212	LS	10/31/2015	56556	NURSE PRACTITIONER I	N	SR26	09	P	B	0.6	124740	0.6	124740
HTH 212	LS	10/31/2015	55332	LICENSED PRACTICAL NURSE I	N	HE10	10	P	B	1	55176	1	55176
HTH 212	LS	10/8/2015	109446	STAFF PHYSICIAN	Y	YH001	00	P	B	0.3	208000	0.3	208000
HTH 212	LS	10/15/2015	55422	SECRETARY II	N	SR14	03	P	B	1	37980	1	37980
HTH 212	LS	10/23/2015	55903	REGISTERED PROF NURSE III	N	SR20	09	P	B	1	94332	1	94332
HTH 212	LS	10/8/2015	109376	STAFF PHYSICIAN	Y	YS001	00	P	B	0.5	203278	0.5	203278
HTH 212	LS	10/31/2015	57332	BLDG MAINT WORKER I	N	BC09	01	P	B	1	49176	1	49176
HTH 212	LS	10/31/2015	56038	HEALTH UNIT CLERK I	N	SR08	03	T	B	0.6	27768	0.6	27768
HTH 212	LS	10/31/2015	55551	LICENSED PRACTICAL NURSE F	N	HE08	10	P	B	1	43440	1	43440
HTH 212	LS	10/31/2015	20805	ENVIRON SVCS SUPERVISOR I	N	F-102	02	P	B	1	41412	1	41412
HTH 212	LS	10/31/2015	20761	OCCUPATIONAL THERAPIST IV	N	SR22	13	P	B	1	62424	1	62424
HTH 212	LS	10/31/2015	56139	PHYSICIAN LIAISON & RECR O	N	EM01	35	P	B	1	91136	1	91136
HTH 212	LS	10/4/2015	56564	REGISTERED PROF NURSE III	N	SR20	09	P	B	1	96684	1	96684
HTH 212	LS	10/31/2015	54052	INFORMATION SYSTEMS SPCLN	N	SR22	13	P	B	1	47400	1	47400
HTH 212	LS	11/30/2015	53446	REGISTERED PROF NURSE III	N	SR20	09	P	B	0.75	96684	0.75	96684
HTH 212	LS	11/15/2015	109325	MEDICAL DIRECTOR	Y	MTE	00	P	B	1	354487	1	354487
HTH 212	LS	11/15/2015	109328	STAFF PHYSICIAN	Y	YS001	00	P	B	1	327134	1	327134



Department of Health - Hawaii Health Systems Corporation  
Personnel Separations from July 1, 2014 to November 30, 2015

Table 14

<u>Prog ID</u>	<u>Sub-Org</u>	<u>Separation Date</u>	<u>Position Number</u>	<u>Position Title</u>	<u>Exempt (Y/N)</u>	<u>SR Level</u>	<u>BU Code</u>	<u>T/P</u>	<u>MOF</u>	<u>Budgeted FTE</u>	<u>Budgeted Salary</u>	<u>Actual FTE</u>	<u>Actual Salary</u>
HTH 212	LS	11/10/2015	55319	OUTPATIENT CLINICAL ASST F	N	HE06	10	P	B	1	40164	1	40164
HTH 212	LS	11/15/2015	109323	STAFF PHYSICIAN	Y	YS001	00	P	B	1	327134	1	327134
HTH 212	LS	11/26/2015	42130	HEALTH UNIT CLERK II	N	SR10	03	P	B	0.6	31236	0.6	31236
HTH 212	LS	11/30/2015	55549	ADMITTING CLERK I	N	SR10	03	P	B	1	28872	1	28872
HTH 212	LS	10/31/2015	20818	BLDG MAINT WORKER II	N	WS09	01	P	B	1	52188	1	52188
HTH 212	LS	10/31/2015	53588	INFORMATION SYSTEMS SPCL	N	SR26	13	P	B	1	82140	1	82140
HTH 212	LS	10/31/2015	20783	DIETITIAN IV	N	SR22	23	P	B	1	60012	1	60012
HTH 212	LS	10/31/2015	20877	LICENSED PRACTICAL NURSE F	N	HE08	10	P	B	1	43440	1	43440
HTH 212	LS	10/31/2015	30869	CERTIFIED NURSE AIDE FP	N	HE04	10	P	B	1	37512	1	37512
HTH 212	LS	7/31/2014	18161	SECRETARY II	N	SR14	03	P	B	1	46188	1	46188
HTH 212	LS	7/31/2014	18214	CERTIFIED NURSE AIDE FP	N	HE04	10	P	B	1	39960	1	39960
HTH 212	LS	7/22/2014	20982	ACTIVITIES COORDINATOR FP	N	HE10	10	P	B	1	48576	1	48576
HTH 212	LS	8/29/2014	45096	OCCUP THERAPY ASST FP	N	HE10	10	P	B	1	52692	1	52692
HTH 212	LS	8/29/2014	21005	CERTIFIED NURSE AIDE FP	N	HE04	10	P	B	1	36060	1	36060
HTH 212	LS	8/29/2014	20964	CERTIFIED NURSE AIDE FP	N	HE04	10	P	B	1	36060	1	36060
HTH 212	LS	8/29/2014	56465	CERTIFIED NURSE AIDE FP	N	HE04	10	P	B	1	36060	1	36060
HTH 212	LS	8/29/2014	20978	CERTIFIED NURSE AIDE FP	N	HE04	10	P	B	1	36060	1	36060
HTH 212	LS	9/22/2014	18342	CERTIFIED NURSE AIDE FP	N	HE04	10	P	B	1	36060	1	36060
HTH 212	LS	9/30/2014	21028	KITCHEN HELPER	N	BC02	01	P	B	1	34560	1	34560
HTH 212	LS	9/30/2014	57181	REGISTERED PROF NURSE VI	N	SR24	09	P	B	1	108180	1	108180
HTH 212	LS	10/31/2014	18328	CERTIFIED NURSE AIDE FP	N	HE04	10	P	B	1	36060	1	36060
HTH 212	LS	10/31/2014	102818	ASST HOSPITAL ADMR	Y	MTK	00	P	B	0.6	90002	0.6	90002
HTH 212	LS	10/24/2014	21099	HUMAN RESOURCES CLERK IV	N	SR11	63	P	B	1	31236	1	31236
HTH 212	LS	11/14/2014	18219	PATIENT CARE TECH FP	N	HE06	10	P	B	1	43224	1	43224
HTH 212	LS	11/10/2014	54390	HEALTH CARE AIDE FP	N	HE06	10	P	B	1	38556	1	38556
HTH 212	LS	11/10/2014	56169	REGISTERED PROF NURSE III	N	SR20	09	P	B	1	90708	1	90708
HTH 212	LS	11/14/2014	55403	REGISTERED PROF NURSE III	N	SR20	09	P	B	1	90708	1	90708
HTH 212	LS	12/30/2014	18235	LICENSED PRACTICAL NURSE F	N	HE08	10	P	B	1	46692	1	46692
HTH 212	LS	12/30/2014	18297	CERTIFIED NURSE AIDE FP	N	HE04	10	P	B	1	36060	1	36060
HTH 212	LS	12/18/2014	39913	CERTIFIED NURSE AIDE FP	N	HE04	10	P	B	1	36060	1	36060
HTH 212	LS	12/29/2014	21000	CERTIFIED NURSE AIDE FP	N	HE04	10	P	B	1	36060	1	36060
HTH 212	LS	12/30/2014	21052	BLDG MAINT SUPVR I	N	F-109	02	P	B	1	53592	1	53592
HTH 212	LS	12/29/2014	20954	REGISTERED PROF NURSE III	N	SR20	09	P	B	1	100104	1	100104
HTH 212	LS	12/29/2014	20972	PATIENT CARE TECH FP	N	HE06	10	P	B	1	43224	1	43224
HTH 212	LS	12/29/2014	21029	COOK I	N	BC05	01	P	B	1	39228	1	39228
HTH 212	LS	12/5/2014	21026	KITCHEN HELPER	N	BC02	01	P	B	1	35256	1	35256
HTH 212	LS	12/4/2014	20961	CLERK TYPIST III	N	SR10	03	P	B	1	32460	1	32460
HTH 212	LS	1/30/2015	39982	HEALTH CARE AIDE FP	N	HE06	10	P	B	1	38748	1	38748
HTH 212	LS	1/23/2015	56797	ASSISTANT TO THE DIETITIAN	N	BC03	01	T	B	1	36252	1	36252

Department of Health - Hawaii Health Systems Corporation  
 Personnel Separations from July 1, 2014 to November 30, 2015

Table 14

<u>Prog ID</u>	<u>Sub-Org</u>	<u>Separation Date</u>	<u>Position Number</u>	<u>Position Title</u>	<u>Exempt (Y/N)</u>	<u>SR Level</u>	<u>BU Code</u>	<u>T/P</u>	<u>MOF</u>	<u>Budgeted FTE</u>	<u>Budgeted Salary</u>	<u>Actual FTE</u>	<u>Actual Salary</u>
HTH 212	LS	1/11/2015	55940	RECREATIONAL AIDE FP	N	HE06	10	T	B	1	38748	1	38748
HTH 212	LS	1/10/2015	55604	REGISTERED PROF NURSE III	N	SR20	09	P	B	1	92964	1	92964
HTH 212	LS	3/24/2015	18274	CERTIFIED NURSE AIDE FP	N	HE04	10	P	B	1	36240	1	36240
HTH 212	LS	3/5/2015	51060	CERTIFIED NURSE AIDE FP	N	HE04	10	P	B	1	36240	1	36240
HTH 212	LS	4/30/2015	18157	PATIENT CARE TECH FP	N	HE06	10	P	B	1	38748	1	38748
HTH 212	LS	5/29/2015	18171	ADMINISTRATIVE SVCS OFFR I	N	EM03	35	P	B	1	85957	1	85957
HTH 212	LS	5/19/2015	109453	DIRECTOR OF NURSING	Y	MTK	00	P	B	1	120997	1	120997
HTH 212	LS	5/15/2015	18214	CERTIFIED NURSE AIDE FP	N	HE04	10	P	B	1	36240	1	36240
HTH 212	LS	5/14/2015	56169	REGISTERED PROF NURSE III	N	SR20	09	P	B	1	80640	1	80640
HTH 212	LS	7/31/2015	18340	CERTIFIED NURSE AIDE FP	N	HE04	10	P	B	1	37512	1	37512
HTH 212	LS	8/12/2015	20993	CERTIFIED NURSE AIDE FP	N	HE04	10	P	B	1	37512	1	37512
HTH 212	LS	8/26/2015	55211	HEALTH UNIT CLERK II	N	SR10	03	P	B	1	31236	1	31236
HTH 212	LS	8/31/2015	18291	CERTIFIED NURSE AIDE FP	N	HE04	10	P	B	1	40164	1	40164
HTH 212	LS	8/31/2015	18336	CERTIFIED NURSE AIDE FP	N	HE04	10	P	B	1	37512	1	37512
HTH 212	LS	9/4/2015	56471	DIETITIAN III	N	SR20	13	P	B	1	45576	1	45576
HTH 212	LS	9/4/2015	51058	CERTIFIED NURSE AIDE FP	N	HE04	10	P	B	1	37512	1	37512
HTH 212	LS	9/4/2015	20984	CERTIFIED NURSE AIDE FP	N	HE04	10	P	B	1	37512	1	37512
HTH 212	LS	9/18/2015	56170	REGISTERED PROF NURSE III	N	SR20	09	P	B	1	94332	1	94332
HTH 212	LS	10/31/2015	18419	COOK II	N	BC08	01	P	B	1	45924	1	45924
HTH 212	LS	10/31/2015	18388	CLERK IV	N	SR10	03	P	B	1	39492	1	39492
HTH 212	LS	10/31/2015	18520	SOCIAL WORKER II	N	SR18	13	P	B	1	47400	1	47400
HTH 212	LS	10/31/2015	55942	ACTIVITIES COORDINATOR FP	N	HE10	10	T	B	1	50928	1	50928
HTH 212	LS	10/30/2015	57188	REG HUMAN RESOURCES DIR	N	EM05	35	P	B	1	131368	1	131368
HTH 212	LS	10/31/2015	45099	ADULT DAY HLTH AIDE FP	N	HE06	10	P	B	1	40164	1	40164
HTH 212	LS	10/31/2015	18151	CERTIFIED NURSE AIDE FP	N	HE04	10	P	B	1	37512	1	37512
HTH 212	LS	10/31/2015	56787	CERTIFIED NURSE AIDE FP	N	HE04	10	P	B	1	37512	1	37512
HTH 212	LS	10/31/2015	18239	CERTIFIED NURSE AIDE FP	N	HE04	10	P	B	1	37512	1	37512
HTH 212	LS	10/31/2015	18538	CLERK TYPIST II	N	SR08	03	P	B	1	27768	1	27768
HTH 212	LS	10/31/2015	55941	RECREATIONAL AIDE FP	N	HE06	10	T	B	1	40164	1	40164
HTH 212	LS	10/31/2015	55336	REGISTERED PROF NURSE III	N	SR20	09	P	B	1	87228	1	87228
HTH 212	LS	10/31/2015	20958	REGISTERED PROF NURSE III	N	SR20	09	P	B	1	104112	1	104112
HTH 212	LS	10/5/2015	20987	CERTIFIED NURSE AIDE FP	N	HE04	10	P	B	1	37512	1	37512
HTH 212	LS	10/25/2015	56159	RECREATIONAL AIDE FP	N	HE06	10	T	B	1	40164	1	40164
HTH 212	LS	10/31/2015	21091	RECEPTIONIST	N	SR07	03	P	B	1	41064	1	41064
HTH 212	LS	10/31/2015	20942	REGISTERED PROF NURSE III	N	SR20	09	P	B	1	94332	1	94332
HTH 212	LS	10/5/2015	20999	CERTIFIED NURSE AIDE FP	N	HE04	10	P	B	1	37512	1	37512
HTH 212	LS	10/31/2015	21007	CERTIFIED NURSE AIDE FP	N	HE04	10	P	B	1	37512	1	37512
HTH 212	LS	10/31/2015	28571	CERTIFIED NURSE AIDE FP	N	HE04	10	P	B	1	37512	1	37512
HTH 212	LS	10/31/2015	21004	CERTIFIED NURSE AIDE FP	N	HE04	10	P	B	1	37512	1	37512

Department of Health - Hawaii Health Systems Corporation  
 Personnel Separations from July 1, 2014 to November 30, 2015

Table 14

<u>Prog ID</u>	<u>Sub-Org</u>	<u>Separation Date</u>	<u>Position Number</u>	<u>Position Title</u>	<u>Exempt (Y/N)</u>	<u>SR Level</u>	<u>BU Code</u>	<u>T/P</u>	<u>MOF</u>	<u>Budgeted FTE</u>	<u>Budgeted Salary</u>	<u>Actual FTE</u>	<u>Actual Salary</u>
HTH 212	LS	10/31/2015	20962	LICENSED PRACTICAL NURSE	N	HE08	10	P	B	1	43440	1	43440
HTH 212	LS	10/5/2015	56463	CERTIFIED NURSE AIDE FP	N	HE04	10	P	B	1	37512	1	37512
HTH 212	LS	11/30/2015	47226	CLERK III	N	SR08	03	P	B	1	37980	1	37980
HTH 212	LS	11/30/2015	54643	CLERK III	N	SR08	03	P	B	1	33720	1	33720
HTH 212	LS	11/12/2015	18193	CERTIFIED NURSE AIDE FP	N	HE04	10	P	B	1	37512	1	37512
HTH 212	LS	11/30/2015	55403	REGISTERED PROF NURSE III	N	SR20	09	P	B	1	94332	1	94332
HTH 212	LS	11/30/2015	21077	ENVIRON SVCS WKR II	N	BC02	01	P	B	1	36684	1	36684
HTH 212	LS	11/30/2015	56440	CLERK TYPIST II	N	SR08	03	P	B	1	31236	1	31236
HTH 212	LS	11/30/2015	57190	REGISTERED PROF NURSE V	N	SR23	09	P	B	1	108180	1	108180
HTH 210	LA	7/31/2014	109342	DIR OF QUALITY	Y	MTI	00	P	B	1	124384	1	124384
HTH 210	LA	8/31/2014	108504	IT PROJECT MGR	Y	MTK	00	P	B	1	91058	1	91058
HTH 210	LA	8/22/2014	57859	REGISTERED PROF NURSE IV	N	SR22	09	P	B	1	102516	1	102516
HTH 210	LA	8/29/2014	56609	HUMAN RESOURCES OFFICER	N	EM03	35	P	B	1	89816	1	89816
HTH 210	LA	9/12/2014	103499	CORP IT SECURITY MGR	Y	MTJ	00	P	B	1	110000	1	110000
HTH 210	LA	10/31/2014	109380	BUSINESS SYSTEMS DIR	Y	MTI	00	P	B	1	125000	1	125000
HTH 210	LA	10/31/2014	57282	INFORMATION SYSTEMS SPCL	N	SR24	13	P	B	1	55488	1	55488
HTH 210	LA	12/30/2014	55457	HUMAN RESOURCES MANAGER	N	EM05	35	P	B	1	89352	1	89352
HTH 210	LA	12/12/2014	57294	PHARMACY TECHNICIAN FP	N	HE06	10	P	B	1	38556	1	38556
HTH 210	LA	1/2/2015	57284	INFORMATION SYSTEMS SPCL	N	SR20	13	P	B	1	43812	1	43812
HTH 210	LA	1/2/2015	57820	INFORMATION SYSTEMS SPCL	N	SR20	13	P	B	1	43812	1	43812
HTH 210	LA	2/5/2015	109412	PRIVATE SECRETARY	Y	MTN	00	P	B	1	60756	1	60756
HTH 210	LA	3/31/2015	103485	EXECUTIVE COUNSEL	Y	MTE	00	P	B	1	178464	1	178464
HTH 210	LA	3/31/2015	55534	CONTRACTS MANAGER II	N	SR26	13	P	B	1	73032	1	73032
HTH 210	LA	4/15/2015	57272	INFORMATION SYSTEMS SPCL	N	SR24	13	P	B	1	73032	1	73032
HTH 210	LA	5/31/2015	53407	INFORMATION SYSTEMS SPCL	N	SR24	13	P	B	1	75960	1	75960
HTH 210	LA	7/17/2015	109429	PRIVATE SECRETARY	Y	MTN	00	P	B	1	48672	1	48672
HTH 210	LA	7/6/2015	57291	INFORMATION SYSTEMS SPCL	N	SR24	13	P	B	1	55488	1	55488
HTH 210	LA	7/10/2015	57870	INFORMATION SYSTEMS SPCL	N	SR24	13	P	B	1	53364	1	53364
HTH 210	LA	9/14/2015	56605	INFO SYSTEMS SUPPT TECH II	N	SR15	03	P	B	1	35112	1	35112
HTH 210	LA	9/30/2015	57873	HUMAN RESOURCES MANAGER	N	EM05	35	P	B	1	90175	1	90175
HTH 210	LA	11/30/2015	103486	DIR OF PUBLIC AFFAIRS	Y	MTI	00	P	B	0.67	123283	0.67	123283
HTH 210	LA	11/15/2015	108588	ASST GENERAL COUNSEL	Y	MTH	00	P	B	1	118975.92	1	118975.92

Department of Health - Hawaii Health Systems Corporation  
Positions Filled from July 1, 2014 to November 30, 2015

Table 15

<u>Prog ID</u>	<u>Sub-Org</u>	<u>Effective Date</u> <u>Position Filled</u>	<u>Position</u> <u>Number</u>	<u>Position Title</u>	<u>Exempt</u> <u>(Y/N)</u>	<u>SR Level</u>	<u>BU Code</u>	<u>T/P</u>	<u>MOF</u>	<u>Budgeted</u> <u>FTE</u>	<u>Budgeted</u> <u>Salary</u>	<u>Actual</u> <u>FTE</u>	<u>Actual</u> <u>Salary</u>	<u>Occupied</u> <u>by 89 Day</u> <u>Hire (Y/N)</u>
HTH 212	LS	7/1/2014	20365	ENVIRON SVCS WKR II	N	BC02	01	P	B	1	34560	1	34560	N
HTH 212	LS	7/1/2014	109481	RESIDENT PHYSICIAN	Y	YS001	00	P	B	1	55000	1	55000	N
HTH 212	LS	7/1/2014	109480	RESIDENT PHYSICIAN	Y	YS001	00	P	B	1	55000	1	55000	N
HTH 212	LS	7/1/2014	109479	RESIDENT PHYSICIAN	Y	YS001	00	P	B	1	55000	1	55000	N
HTH 212	LS	7/3/2014	57533	REGISTERED PROF NURSE	N	SR20	09	P	B	0.9	80640	0.9	80640	N
HTH 212	LS	7/14/2014	44744	CERTIFIED NURSE AIDE	N	HE02	10	P	B	1	33876	1	33876	N
HTH 212	LS	7/14/2014	54628	REGISTERED PROF NURSE	N	SR20	09	P	B	0.8	80640	0.8	80640	N
HTH 212	LS	7/28/2014	20418	UTILITY WORKER	N	BC03	01	P	B	1	35544	1	35544	N
HTH 212	LS	7/28/2014	57080	SOCIAL SVC ASST V	N	SR13	03	P	B	1	32460	1	32460	N
HTH 212	LS	7/28/2014	57685	CLERK IV	N	SR10	03	P	B	1	28872	1	28872	N
HTH 212	LS	7/28/2014	20481	REGISTERED PROF NURSE	N	SR20	09	P	B	0.9	80640	0.9	80640	N
HTH 212	LS	8/4/2014	57429	REGISTERED PROF NURSE	N	SR20	09	P	B	1	80640	1	80640	N
HTH 212	LS	8/11/2014	54625	CERTIFIED NURSE AIDE	N	HE02	10	P	B	1	33876	1	33876	N
HTH 212	LS	8/11/2014	20317	CLERK IV	N	SR10	03	P	B	1	28872	1	28872	N
HTH 212	LS	8/11/2014	57799	CERTIFIED NURSE AIDE	N	HE02	10	P	B	1	33876	1	33876	N
HTH 212	LS	8/18/2014	54306	SECRETARY III	N	SR16	63	P	B	1	36468	1	36468	N
HTH 212	LS	8/26/2014	20543	REGISTERED PROF NURSE	N	SR20	09	P	B	0.6	80640	0.6	80640	N
HTH 212	LS	9/1/2014	109449	STAFF PHYSICIAN	Y	YS001	00	P	B	1	180000	1	180000	N
HTH 212	LS	9/2/2014	31696	PATIENT ACCESS REP I	N	SR11	03	P	B	1	29988	1	29988	N
HTH 212	LS	9/2/2014	38501	CLERK IV	N	SR10	03	P	B	0.5	28872	0.5	28872	N
HTH 212	LS	9/2/2014	57901	HEALTH INFO CLK I	N	SR08	03	P	B	0.5	26700	0.5	26700	N
HTH 212	LS	9/2/2014	56653	REGISTERED PROF NURSE	N	SR20	09	P	B	1	80640	1	80640	N
HTH 212	LS	9/15/2014	26442	REGISTERED PROF NURSE	N	SR20	09	P	B	0.6	80640	0.6	80640	N
HTH 212	LS	9/22/2014	57684	CLERK IV	N	SR10	03	P	B	1	28872	1	28872	N
HTH 212	LS	9/29/2014	33107	RESPIRATORY THERAPY	N	HE12	10	P	B	1	52692	1	52692	N
HTH 212	LS	10/6/2014	56759	LICENSED PRACTICAL NURSE	N	HE06	10	P	B	1	38556	1	38556	N
HTH 212	LS	10/6/2014	38499	CLERK IV	N	SR10	03	P	B	1	28872	1	28872	N
HTH 212	LS	10/6/2014	47244	CLERK IV	N	SR10	03	P	B	1	28872	1	28872	N
HTH 212	LS	10/6/2014	54437	REGISTERED PROF NURSE	N	SR20	09	P	B	0.9	80640	0.9	80640	N
HTH 212	LS	10/13/2014	54155	REGISTERED PROF NURSE	N	SR18	09	P	B	0.6	67836	0.6	67836	N
HTH 212	LS	10/13/2014	57525	REGISTERED PROF NURSE	N	SR18	09	P	B	0.6	67836	0.6	67836	N
HTH 212	LS	10/13/2014	57260	REGISTERED PROF NURSE	N	SR18	09	P	B	0.6	67836	0.6	67836	N
HTH 212	LS	10/13/2014	57521	REGISTERED PROF NURSE	N	SR18	09	P	B	0.6	67836	0.6	67836	N
HTH 212	LS	10/13/2014	57307	REGISTERED PROF NURSE	N	SR18	09	P	B	0.6	67836	0.6	67836	N
HTH 212	LS	10/13/2014	57794	REGISTERED PROF NURSE	N	SR18	09	P	B	0.5	67836	0.5	67836	N
HTH 212	LS	10/13/2014	57247	REGISTERED PROF NURSE	N	SR18	09	P	B	0.6	67836	0.6	67836	N
HTH 212	LS	10/13/2014	56218	REGISTERED PROF NURSE	N	SR18	09	P	B	0.6	67836	0.6	67836	N
HTH 212	LS	10/13/2014	57441	REGISTERED PROF NURSE	N	SR18	09	P	B	0.6	67836	0.6	67836	N

Department of Health - Hawaii Health Systems Corporation  
Positions Filled from July 1, 2014 to November 30, 2015

Table 15

<u>Prog ID</u>	<u>Sub-Org</u>	<u>Effective Date</u> <u>Position Filled</u>	<u>Position</u> <u>Number</u>	<u>Position Title</u>	<u>Exempt</u> <u>(Y/N)</u>	<u>SR Level</u>	<u>BU Code</u>	<u>T/P</u>	<u>MOF</u>	<u>Budgeted</u> <u>FTE</u>	<u>Budgeted</u> <u>Salary</u>	<u>Actual</u> <u>FTE</u>	<u>Actual</u> <u>Salary</u>	<u>Occupied</u> <u>by 89 Day</u> <u>Hire (Y/N)</u>
HTH 212	LS	10/13/2014	57265	REGISTERED PROF NURS	N	SR18	09	P	B	0.6	67836	0.6	67836	N
HTH 212	LS	10/13/2014	57353	REGISTERED PROF NURS	N	SR18	09	P	B	0.6	67836	0.6	67836	N
HTH 212	LS	10/13/2014	54165	REGISTERED PROF NURS	N	SR18	09	P	B	0.6	67836	0.6	67836	N
HTH 212	LS	10/13/2014	57615	REGISTERED PROF NURS	N	SR20	09	P	B	0.6	80640	0.6	80640	N
HTH 212	LS	10/13/2014	109510	PRIVATE SECRETARY	Y	MTN	00	P	B	1	43008	1	43008	N
HTH 212	LS	10/13/2014	57087	CERTIFIED NURSE AIDE	N	HE02	10	P	B	1	33876	1	33876	N
HTH 212	LS	10/15/2014	47848	REGISTERED PROF NURS	N	SR20	09	P	B	1	80640	1	80640	N
HTH 212	LS	10/15/2014	20214	CERTIFIED NURSE AIDE	N	HE02	10	P	B	1	33876	1	33876	N
HTH 212	LS	10/20/2014	20533	REGISTERED PROF NURS	N	SR20	09	P	B	1	80640	1	80640	N
HTH 212	LS	10/20/2014	57424	CERTIFIED NURSE AIDE	N	HE02	10	T	B	0.5	33876	0.5	33876	N
HTH 212	LS	10/27/2014	57676	KITCHEN HELPER	N	BC02	01	T	B	0.5	35256	0.5	35256	N
HTH 212	LS	11/6/2014	57304	CERTIFIED NURSE AIDE	N	HE02	10	P	B	0.5	33876	0.5	33876	N
HTH 212	LS	11/10/2014	58020	EMERGENCY ROOM ASSN	N	HE08	10	P	B	1	41568	1	41568	N
HTH 212	LS	11/10/2014	56652	PATIENT ACCESS REP I	N	SR11	03	P	B	0.5	29988	0.5	29988	N
HTH 212	LS	11/10/2014	55739	PATIENT ACCESS REP I	N	SR11	03	P	B	1	29988	1	29988	N
HTH 212	LS	11/10/2014	54396	CLERK IV	N	SR10	03	P	B	1	28872	1	28872	N
HTH 212	LS	11/13/2014	53530	LICENSED PRACTICAL N	N	HE08	10	P	B	1	41568	1	41568	N
HTH 212	LS	11/24/2014	20603	NURSE AIDE FP	N	HE04	10	P	B	1	36060	1	36060	N
HTH 212	LS	11/24/2014	20317	CLERK IV	N	SR10	03	P	B	1	28872	1	28872	N
HTH 212	LS	11/24/2014	57264	CLERK IV	N	SR10	03	P	B	1	28872	1	28872	N
HTH 212	LS	11/28/2014	22739	CERTIFIED NURSE AIDE	N	HE04	10	P	B	1	36060	1	36060	N
HTH 212	LS	12/1/2014	58014	MANAGEMENT ANALYS	N	SR20	13	T	B	1	43812	1	43812	N
HTH 212	LS	12/7/2014	20511	REGISTERED PROF NURS	N	SR20	09	P	B	1	80640	1	80640	N
HTH 212	LS	12/8/2014	56493	PHARMACY TECHNICIAN	N	HE04	10	T	B	1	36060	1	36060	N
HTH 212	LS	12/8/2014	31186	PATIENT ACCESS REP I	N	SR11	03	P	B	1	29988	1	29988	N
HTH 212	LS	12/22/2014	20552	LICENSED PRACTICAL N	N	HE08	10	P	B	1	41568	1	41568	N
HTH 212	LS	12/22/2014	54299	SOCIAL WORKER IV	N	SR22	13	P	B	1	47400	1	47400	N
HTH 212	LS	12/22/2014	20444	PHYSICAL THERAPIST III	N	SR20	13	P	B	1	43812	1	62400	N
HTH 212	LS	1/1/2015	109482	RESIDENT PHYSICIAN	Y	YS001	00	P	B	1	55000	1	55000	N
HTH 212	LS	1/5/2015	20388	MANAGEMENT ANALYS	N	SR16	13	P	B	1	37464	1	37464	N
HTH 212	LS	1/8/2015	20484	REGISTERED PROF NURS	N	SR20	09	P	B	0.9	80640	0.9	80640	N
HTH 212	LS	1/15/2015	58017	COOK IV	N	F-108	02	P	B	1	48804	1	48804	N
HTH 212	LS	1/20/2015	57601	HEALTH INFO CLK I	N	SR08	03	P	B	0.5	26700	0.5	26700	N
HTH 212	LS	1/20/2015	56937	SOCIAL SVC ASST V	N	SR13	03	P	B	0.5	32460	0.5	32460	N
HTH 212	LS	1/20/2015	109182	STAFF PHYSICIAN	Y	YS001	00	P	B	1	210000	1	210000	N
HTH 212	LS	1/21/2015	57310	ACCOUNT CLERK III	N	SR11	03	T	B	1	29988	1	29988	N
HTH 212	LS	1/26/2015	56659	UTILITY WORKER	N	BC03	01	T	B	1	36252	1	36252	N
HTH 212	LS	1/26/2015	55290	RESPIRATORY THERAPY	N	HE12	10	P	B	1	52956	1	52956	N

Department of Health - Hawaii Health Systems Corporation  
Positions Filled from July 1, 2014 to November 30, 2015

Table 15

<u>Prog ID</u>	<u>Sub-Org</u>	<u>Effective Date</u> <u>Position Filled</u>	<u>Position</u> <u>Number</u>	<u>Position Title</u>	<u>Exempt</u> <u>(Y/N)</u>	<u>SR Level</u>	<u>BU Code</u>	<u>T/P</u>	<u>MOF</u>	<u>Budgeted</u> <u>FTE</u>	<u>Budgeted</u> <u>Salary</u>	<u>Actual</u> <u>FTE</u>	<u>Actual</u> <u>Salary</u>	<u>Occupied</u> <u>by 89 Day</u> <u>Hire (Y/N)</u>
HTH 212	LS	2/9/2015	57445	LICENSED PRACTICAL NURSE	N	HE08	10	P	B	1	41772	1	41772	N
HTH 212	LS	2/9/2015	31696	PATIENT ACCESS REP I	N	SR11	03	P	B	1	29988	1	29988	N
HTH 212	LS	2/9/2015	57765	PATIENT ACCESS REP IV	N	SR17	03	P	B	1	37980	1	37980	N
HTH 212	LS	2/9/2015	56314	REGISTERED PROF NURSE	N	SR20	09	P	B	0.6	80640	0.6	80640	N
HTH 212	LS	2/9/2015	55759	REGISTERED PROF NURSE	N	SR20	09	P	B	0.9	100104	0.9	100104	N
HTH 212	LS	2/9/2015	56520	REGISTERED PROF NURSE	N	SR20	09	P	B	0.6	80640	0.6	80640	N
HTH 212	LS	2/17/2015	57798	REGISTERED PROF NURSE	N	SR20	09	P	B	0.5	80640	0.5	80640	N
HTH 212	LS	2/17/2015	58029	REGISTERED PROF NURSE	N	SR22	09	P	B	1	88908	1	88908	N
HTH 212	LS	2/23/2015	56061	HEALTH INFO CLK I	N	SR08	03	P	B	0.5	26700	0.5	26700	N
HTH 212	LS	2/23/2015	53577	CLERK IV	N	SR10	03	P	B	1	28872	1	28872	N
HTH 212	LS	3/3/2015	22742	CERTIFIED NURSE AIDE I	N	HE02	10	P	B	0.5	34044	0.5	34044	N
HTH 212	LS	3/9/2015	41855	HEALTH INFO CLK I	N	SR08	03	P	B	0.5	26700	0.5	26700	N
HTH 212	LS	3/9/2015	57163	REGISTERED PROF NURSE	N	SR20	09	P	B	0.6	80640	0.6	80640	N
HTH 212	LS	3/11/2015	20543	REGISTERED PROF NURSE	N	SR20	09	P	B	0.9	80640	0.9	80640	N
HTH 212	LS	3/16/2015	20433	OCCUPATIONAL THERAPIST	N	SR20	13	P	B	1	43812	1	72348	N
HTH 212	LS	3/23/2015	26591	PHYSICAL THERAPIST III	N	SR20	13	P	B	1	43812	1	62400	N
HTH 212	LS	3/23/2015	57894	CENTRAL SUPPLY AIDE I	N	SR06	03	P	B	1	24636	1	24636	N
HTH 212	LS	3/25/2015	41355	REGISTERED PROF NURSE	N	SR20	09	P	B	1	80640	1	80640	N
HTH 212	LS	3/30/2015	20401	LAUNDRY WORKER I	N	BC03	01	P	B	1	36252	1	36252	N
HTH 212	LS	3/30/2015	57786	GRADUATE PHARMACIST	N	SR20	13	P	B	0.5	43812	0.5	43812	N
HTH 212	LS	3/30/2015	54628	REGISTERED PROF NURSE	N	SR20	09	P	B	0.9	80640	0.9	80640	N
HTH 212	LS	4/1/2015	109183	STAFF PHYSICIAN	Y	YS001	00	P	B	1	190000	1	190000	N
HTH 212	LS	4/3/2015	55290	RESPIRATORY THERAPY	N	HE12	10	P	B	1	52956	1	52956	N
HTH 212	LS	4/6/2015	57157	REGISTERED PROF NURSE	N	SR20	09	P	B	0.9	80640	0.9	80640	N
HTH 212	LS	4/6/2015	47244	CLERK IV	N	SR10	03	P	B	1	28872	1	28872	N
HTH 212	LS	4/10/2015	55096	INSTITUTION FOOD SVCN	N	F-108	02	P	B	1	48804	1	48804	N
HTH 212	LS	4/20/2015	46636	REGISTERED PROF NURSE	N	SR20	09	P	B	1	80640	1	80640	N
HTH 212	LS	4/20/2015	38487	CLERK IV	N	SR10	03	P	B	1	28872	1	28872	N
HTH 212	LS	4/20/2015	20540	REGISTERED PROF NURSE	N	SR20	09	P	B	0.5	80640	0.5	80640	N
HTH 212	LS	4/27/2015	54555	REGISTERED PROF NURSE	N	SR20	09	P	B	1	80640	1	80640	N
HTH 212	LS	4/27/2015	20579	NURSE AIDE ENTRY	N	HE02	10	P	B	0.6	34044	0.6	34044	N
HTH 212	LS	5/11/2015	44747	CERTIFIED NURSE AIDE I	N	HE04	10	P	B	0.5	36240	0.5	36240	N
HTH 212	LS	5/11/2015	54608	CLERK IV	N	SR10	03	P	B	1	28872	1	28872	N
HTH 212	LS	5/11/2015	57534	CLERK IV	N	SR10	03	T	B	1	28872	1	28872	N
HTH 212	LS	5/11/2015	46673	CERTIFIED NURSE AIDE I	N	HE04	10	P	B	1	36240	1	36240	N
HTH 212	LS	5/11/2015	57606	PHYSICAL THERAPIST III	N	SR20	13	P	B	0.5	43812	0.5	62400	N
HTH 212	LS	5/11/2015	44742	NURSE AIDE ENTRY	N	HE02	10	P	B	0.5	34044	0.5	34044	N
HTH 212	LS	5/18/2015	55595	CHARGEMASTER COORDINATOR	N	SR16	13	P	B	1	37464	1	37464	N

Department of Health - Hawaii Health Systems Corporation  
Positions Filled from July 1, 2014 to November 30, 2015

Table 15

<u>Prog ID</u>	<u>Sub-Org</u>	<u>Effective Date</u> <u>Position Filled</u>	<u>Position</u> <u>Number</u>	<u>Position Title</u>	<u>Exempt</u> <u>(Y/N)</u>	<u>SR Level</u>	<u>BU Code</u>	<u>T/P</u>	<u>MOF</u>	<u>Budgeted</u> <u>FTE</u>	<u>Budgeted</u> <u>Salary</u>	<u>Actual</u> <u>FTE</u>	<u>Actual</u> <u>Salary</u>	<u>Occupied</u> <u>by 89 Day</u> <u>Hire (Y/N)</u>
HTH 212	LS	5/18/2015	109309	STAFF PHYSICIAN	Y	YS001	00	P	B	1	190000	1	190000	N
HTH 212	LS	5/20/2015	109255	STAFF PHYSICIAN	Y	YS001	00	P	B	1	365000	1	365000	N
HTH 212	LS	5/26/2015	57765	PATIENT ACCESS REP I	N	SR11	03	P	B	1	29988	1	29988	N
HTH 212	LS	5/26/2015	20404	LAUNDRY HELPER I	N	BC02	01	P	B	1	35964	1	35964	N
HTH 212	LS	5/26/2015	55043	REGISTERED PROF NURS	N	SR20	09	P	B	0.9	80640	0.9	80640	N
HTH 212	LS	6/8/2015	54146	REGISTERED PROF NURS	N	SR20	09	P	B	0.9	80640	0.9	80640	N
HTH 212	LS	6/8/2015	58013	COOK I	N	BC05	01	T	B	0.5	40008	0.5	40008	N
HTH 212	LS	6/8/2015	57528	REGISTERED PROF NURS	N	SR20	09	P	B	0.7	80640	0.7	80640	N
HTH 212	LS	6/8/2015	56515	PATIENT ACCESS REP I	N	SR11	03	P	B	1	29988	1	29988	N
HTH 212	LS	6/16/2015	58020	EMERGENCY ROOM ASS	N	HE06	10	P	B	1	38748	1	38748	N
HTH 212	LS	6/29/2015	56318	HEALTH INFO CLK I	N	SR08	03	P	B	1	26700	1	26700	N
HTH 212	LS	6/29/2015	20314	PATIENT ACCESS REP I	N	SR11	03	P	B	1	29988	1	29988	N
HTH 212	LS	6/29/2015	47556	STEAM PLANT OPERATC	N	BC05	01	P	B	1	40008	1	40008	N
HTH 212	LS	6/29/2015	109521	RESIDENT PHYSICIAN	Y	YS001	00	P	B	1	55000	1	55000	N
HTH 212	LS	6/29/2015	109523	RESIDENT PHYSICIAN	Y	YS001	00	P	B	1	55000	1	55000	N
HTH 212	LS	6/29/2015	109522	RESIDENT PHYSICIAN	Y	YS001	00	P	B	1	55000	1	55000	N
HTH 212	LS	6/29/2015	109524	RESIDENT PHYSICIAN	Y	YS001	00	P	B	1	55000	1	55000	N
HTH 212	LS	7/1/2015	109436	ASST HOSPITAL ADMR	Y	MTI	00	P	B	1	120000	1	120000	N
HTH 212	LS	7/4/2015	54234	CERTIFIED NURSE AIDE	N	HE04	10	P	B	1	37512	1	37512	N
HTH 212	LS	7/6/2015	109294	STAFF PHYSICIAN	Y	YS001	00	P	B	1	340000	1	340000	N
HTH 212	LS	7/13/2015	54608	CLERK IV	N	SR10	03	P	B	1	28872	1	28872	N
HTH 212	LS	7/13/2015	56751	HEALTH INFO CLK I	N	SR08	03	P	B	1	26700	1	26700	N
HTH 212	LS	7/13/2015	26612	PURCHASING TECHNICI	N	SR13	03	P	B	1	32460	1	32460	N
HTH 212	LS	7/13/2015	38487	CLERK IV	N	SR10	03	P	B	0.5	28872	0.5	28872	N
HTH 212	LS	7/13/2015	54394	CLERK IV	N	SR10	03	P	B	1	28872	1	28872	N
HTH 212	LS	7/13/2015	43521	STORES CLERK II	N	SR08	03	P	B	1	26700	1	26700	N
HTH 212	LS	7/13/2015	53526	HUMAN RESOURCES CL	N	SR07	63	P	B	1	25632	1	25632	N
HTH 212	LS	7/13/2015	22986	REGISTERED PROF NURS	N	SR20	09	P	B	0.9	94332	0.9	94332	N
HTH 212	LS	7/14/2015	57882	REGISTERED PROF NURS	N	SR20	09	P	B	1	83868	1	83868	N
HTH 212	LS	7/27/2015	57078	UTILITY WORKER	N	BC03	01	T	B	1	36972	1	36972	N
HTH 212	LS	7/29/2015	56741	REGISTERED PROF NURS	N	SR20	09	P	B	1	83868	1	83868	N
HTH 212	LS	7/30/2015	45545	ACCOUNTANT III	N	SR20	13	P	B	1	43812	1	43812	N
HTH 212	LS	8/2/2015	20567	LICENSED PRACTICAL N	N	HE08	10	P	B	1	43440	1	43440	N
HTH 212	LS	8/6/2015	56645	REGISTERED PROF NURS	N	SR20	09	P	B	0.9	83868	0.9	83868	N
HTH 212	LS	8/8/2015	58080	COOK II	N	BC08	01	T	B	1	45024	1	45024	N
HTH 212	LS	8/10/2015	57249	SOCIAL WORKER III	N	SR20	13	P	B	1	43812	1	43812	N
HTH 212	LS	8/10/2015	56314	REGISTERED PROF NURS	N	SR20	09	P	B	0.9	83868	0.9	83868	N
HTH 212	LS	8/10/2015	47606	PSYCHIATRIC AIDE EN	N	HE04	10	P	B	1	37512	1	37512	N

Department of Health - Hawaii Health Systems Corporation  
Positions Filled from July 1, 2014 to November 30, 2015

Table 15

<u>Prog ID</u>	<u>Sub-Org</u>	<u>Effective Date</u> <u>Position Filled</u>	<u>Position</u> <u>Number</u>	<u>Position Title</u>	<u>Exempt</u> <u>(Y/N)</u>	<u>SR Level</u>	<u>BU Code</u>	<u>T/P</u>	<u>MOF</u>	<u>Budgeted</u> <u>FTE</u>	<u>Budgeted</u> <u>Salary</u>	<u>Actual</u> <u>FTE</u>	<u>Actual</u> <u>Salary</u>	<u>Occupied</u> <u>by 89 Day</u> <u>Hire (Y/N)</u>
HTH 212	LS	8/14/2015	20338	KITCHEN HELPER	N	BC02	01	P	B	1	35964	1	35964	N
HTH 212	LS	8/15/2015	20350	KITCHEN HELPER	N	BC02	01	P	B	1	35964	1	35964	N
HTH 212	LS	8/17/2015	20639	STORES CLERK II	N	SR08	03	P	B	1	26700	1	26700	N
HTH 212	LS	8/17/2015	50230	SOCIAL WORKER IV	N	SR22	13	P	B	1	47400	1	47400	N
HTH 212	LS	9/1/2015	57085	INFORMATION SYSTEMS	N	SR22	13	P	B	1	53364	1	53364	N
HTH 212	LS	9/3/2015	31162	PHARMACIST I	N	SR22	13	P	B	0.5	47400	0.5	47400	N
HTH 212	LS	9/8/2015	21567	PHARMACIST I	N	SR22	13	P	B	1	47400	1	47400	N
HTH 212	LS	9/8/2015	109505	PHYSICIAN (EXTENDER)	Y	YS001	00	P	B	1	122000	1	122000	N
HTH 212	LS	9/8/2015	20543	REGISTERED PROF NURS	N	SR20	09	P	B	0.9	83868	0.9	83868	N
HTH 212	LS	9/14/2015	57489	REGISTERED PROF NURS	N	SR20	09	P	B	0.6	83868	0.6	83868	N
HTH 212	LS	10/5/2015	55468	REGISTERED PROF NURS	N	SR20	09	P	B	1	83868	1	83868	N
HTH 212	LS	10/5/2015	57088	LICENSED PRACTICAL NUN	N	HE08	10	P	B	1	43440	1	43440	N
HTH 212	LS	10/19/2015	108925	DIRECTOR OF NURSING	Y	MTK	00	P	B	1	122500	1	122500	N
HTH 212	LS	10/26/2015	54159	REGISTERED PROF NURS	N	SR20	09	P	B	0.9	83868	0.9	83868	N
HTH 212	LS	10/26/2015	55493	PSYCHIATRIC AIDE ENRN	N	HE04	10	P	B	1	37512	1	37512	N
HTH 212	LS	10/26/2015	57788	REGISTERED PROF NURS	N	SR20	09	P	B	1	83868	1	83868	N
HTH 212	LS	11/1/2015	20308	PATIENT ACCESS MGR I	N	SR24	13	P	B	1	60012	1	60012	N
HTH 212	LS	11/1/2015	56515	PATIENT ACCESS REP I	N	SR11	03	P	B	1	41064	1	41064	N
HTH 212	LS	11/1/2015	46813	ENVIRON SVCS WKR II	N	BC02	01	P	B	1	36684	1	36684	N
HTH 212	LS	11/1/2015	58104	GENERAL LABORER II	N	BC03	01	P	B	1	37716	1	37716	N
HTH 212	LS	11/1/2015	109533	STAFF PHYSICIAN	Y	YS001	00	P	B	0.1	208000	0.1	208000	Y
HTH 212	LS	11/1/2015	109534	STAFF PHYSICIAN	Y	YS001	00	P	B	0.1	208000	0.1	208000	Y
HTH 212	LS	11/1/2015	22985	REGISTERED PROF NURS	N	SR20	09	P	B	0.9	104112	0.9	104112	N
HTH 212	LS	11/1/2015	22998	CERTIFIED NURSE AIDE FN	N	HE04	10	P	B	1	37512	1	37512	N
HTH 212	LS	11/2/2015	109528	MEDICAL DIRECTOR	Y	MTD	00	P	B	0.8	192000	0.8	192000	N
HTH 212	LS	11/9/2015	20317	CLERK IV	N	SR10	03	P	B	1	28872	1	28872	N
HTH 212	LS	11/9/2015	57431	CLERK IV	N	SR10	03	P	B	1	28872	1	28872	N
HTH 212	LS	11/9/2015	55998	PSYCHIATRIC AIDE FP	N	HE06	10	T	B	1	40164	1	40164	N
HTH 212	LS	11/9/2015	57527	REGISTERED PROF NURS	N	SR20	09	P	B	0.5	83868	0.5	83868	N
HTH 212	LS	11/13/2015	109459	DIRECTOR OF NURSING	Y	MTI	00	P	B	1	122500	1	122500	N
HTH 212	LS	11/16/2015	54193	KITCHEN HELPER	N	BC02	01	P	B	1	36684	1	36684	N
HTH 212	LS	11/16/2015	20230	KITCHEN HELPER	N	BC02	01	P	B	1	36684	1	36684	N
HTH 212	LS	11/23/2015	41890	REGISTERED PROF NURS	N	SR18	09	P	B	0.5	70548	0.5	70548	N
HTH 212	LS	11/23/2015	54555	REGISTERED PROF NURS	N	SR18	09	P	B	0.5	70548	0.5	70548	N
HTH 212	LS	11/23/2015	56520	REGISTERED PROF NURS	N	SR20	09	P	B	0.6	99108	0.6	99108	N
HTH 212	LS	7/16/2014	20172	CERTIFIED NURSE AIDE FN	N	HE02	10	P	B	1	33876	1	33876	N
HTH 212	LS	7/16/2014	20175	CERTIFIED NURSE AIDE FN	N	HE02	10	P	B	1	33876	1	33876	N
HTH 212	LS	7/28/2014	57936	REGISTERED PROF NURS	N	SR20	09	P	B	0.9	80640	0.9	80640	N



Department of Health - Hawaii Health Systems Corporation  
Positions Filled from July 1, 2014 to November 30, 2015

Table 15

<u>Prog ID</u>	<u>Sub-Org</u>	<u>Effective Date</u> <u>Position Filled</u>	<u>Position</u> <u>Number</u>	<u>Position Title</u>	<u>Exempt</u> <u>(Y/N)</u>	<u>SR Level</u>	<u>BU Code</u>	<u>T/P</u>	<u>MOF</u>	<u>Budgeted</u> <u>FTE</u>	<u>Budgeted</u> <u>Salary</u>	<u>Actual</u> <u>FTE</u>	<u>Actual</u> <u>Salary</u>	<u>Occupied</u> <u>by 89 Day</u> <u>Hire (Y/N)</u>
HTH 212	LS	7/10/2014	56967	CLERK IV	N	SR10	03	P	B	1	28872	1	28872	N
HTH 212	LS	7/25/2014	57221	KITCHEN HELPER	N	BC02	01	P	B	1	34560	1	34560	N
HTH 212	LS	8/7/2014	57938	REGISTERED PROF NURS	N	SR20	09	P	B	1	80640	1	80640	N
HTH 212	LS	8/1/2014	57935	CLERK IV	N	SR10	03	P	B	1	41064	1	41064	N
HTH 212	LS	8/7/2014	57933	REGISTERED PROF NURS	N	SR20	09	P	B	0.9	80640	0.9	80640	N
HTH 212	LS	8/7/2014	57945	CENTRAL SUPPLY AIDE I	N	SR06	03	P	B	1	24636	1	24636	N
HTH 212	LS	8/7/2014	25684	REGISTERED PROF NURS	N	SR20	09	P	B	1	80640	1	80640	N
HTH 212	LS	9/2/2014	56949	REGISTERED PROF NURS	N	SR20	09	P	B	1	80640	1	80640	N
HTH 212	LS	9/9/2014	53504	PATIENT ACCESS REP I	N	SR11	03	P	B	1	29988	1	29988	N
HTH 212	LS	9/25/2014	55826	CLERK IV	N	SR10	03	P	B	1	28872	1	28872	N
HTH 212	LS	9/3/2014	35334	RESPIRATORY THERAPY	N	HE12	10	P	B	0.6	52692	0.6	52692	N
HTH 212	LS	9/15/2014	57937	REGISTERED PROF NURS	N	SR18	09	P	B	1	67836	1	67836	N
HTH 212	LS	9/22/2014	46574	SURGICAL TECHNICIAN I	N	HE08	10	P	B	1	41568	1	41568	N
HTH 212	LS	9/15/2014	57953	REGISTERED PROF NURS	N	SR20	09	P	B	0.9	80640	0.9	80640	N
HTH 212	LS	9/15/2014	57946	REGISTERED PROF NURS	N	SR20	09	P	B	0.9	80640	0.9	80640	N
HTH 212	LS	9/15/2014	25861	REGISTERED PROF NURS	N	SR20	09	P	B	0.9	80640	0.9	80640	N
HTH 212	LS	9/16/2014	56582	PATIENT ACCESS REP I	N	SR11	03	P	B	1	29988	1	29988	N
HTH 212	LS	9/22/2014	57805	PLUMBER I	N	BC10	01	T	B	1	48108	1	48108	N
HTH 212	LS	10/16/2014	54229	CERTIFIED NURSE AIDE I	N	HE02	10	P	B	1	33876	1	33876	N
HTH 212	LS	10/1/2014	58056	REGISTERED PROF NURS	N	SR20	09	P	B	1	80640	1	80640	N
HTH 212	LS	10/9/2014	57952	REGISTERED PROF NURS	N	SR20	09	P	B	0.6	80640	0.6	80640	N
HTH 212	LS	11/24/2014	53917	CLERK III	N	SR08	03	P	B	1	26700	1	26700	N
HTH 212	LS	11/13/2014	47029	REGISTERED PROF NURS	N	SR20	09	P	B	1	80640	1	80640	N
HTH 212	LS	11/13/2014	57948	CERTIFIED NURSE AIDE I	N	HE04	10	P	B	1	36060	1	36060	N
HTH 212	LS	11/13/2014	58062	REGISTERED PROF NURS	N	SR20	09	P	B	0.6	80640	0.6	80640	N
HTH 212	LS	11/13/2014	55641	PATIENT ACCESS REP I	N	SR11	03	P	B	1	32460	1	32460	N
HTH 212	LS	12/1/2014	53789	IMAGING SPECIALIST II	N	SR18	13	T	B	0.5	53364	0.5	53364	N
HTH 212	LS	12/8/2014	53940	CERTIFIED NURSE AIDE I	N	HE04	10	P	B	1	36060	1	36060	N
HTH 212	LS	12/1/2014	109410	MEDICAL DIRECTOR	Y	MTE	00	P	B	0.8	220000	0.8	220000	N
HTH 212	LS	12/17/2014	57939	CLERK III	N	SR08	03	P	B	1	26700	1	26700	N
HTH 212	LS	12/11/2014	57938	REGISTERED PROF NURS	N	SR20	09	P	B	1	80640	1	80640	N
HTH 212	LS	12/11/2014	38484	REGISTERED PROF NURS	N	SR20	09	P	B	1	80640	1	80640	N
HTH 212	LS	12/11/2014	56276	SURGICAL TECHNICIAN I	N	HE08	10	P	B	1	41568	1	41568	N
HTH 212	LS	12/11/2014	57239	REGISTERED PROF NURS	N	SR20	09	P	B	1	80640	1	80640	N
HTH 212	LS	12/11/2014	57241	REGISTERED PROF NURS	N	SR20	09	P	B	0.9	80640	0.9	80640	N
HTH 212	LS	12/15/2014	56967	CLERK IV	N	SR10	03	P	B	1	28872	1	28872	N
HTH 212	LS	1/24/2015	57221	KITCHEN HELPER	N	BC02	01	P	B	1	35256	1	35256	N
HTH 212	LS	1/29/2015	54577	CERTIFIED NURSE AIDE I	N	HE04	10	P	B	1	36240	1	36240	N

Department of Health - Hawaii Health Systems Corporation  
Positions Filled from July 1, 2014 to November 30, 2015

Table 15

<u>Prog ID</u>	<u>Sub-Org</u>	<u>Effective Date</u> <u>Position Filled</u>	<u>Position</u> <u>Number</u>	<u>Position Title</u>	<u>Exempt</u> <u>(Y/N)</u>	<u>SR Level</u>	<u>BU Code</u>	<u>T/P</u>	<u>MOF</u>	<u>Budgeted</u> <u>FTE</u>	<u>Budgeted</u> <u>Salary</u>	<u>Actual</u> <u>FTE</u>	<u>Actual</u> <u>Salary</u>	<u>Occupied</u> <u>by 89 Day</u> <u>Hire (Y/N)</u>
HTH 212	LS	1/14/2015	58069	HUMAN RESOURCES CL	N	SR09	63	P	B	1	27768	1	27768	N
HTH 212	LS	1/15/2015	20254	REGISTERED PROF NURS	N	SR20	09	P	B	0.9	80640	0.9	80640	N
HTH 212	LS	1/15/2015	30993	REGISTERED PROF NURS	N	SR20	09	P	B	0.9	80640	0.9	80640	N
HTH 212	LS	1/15/2015	56812	REGISTERED PROF NURS	N	SR20	09	P	B	0.9	90708	0.9	90708	N
HTH 212	LS	1/15/2015	34006	REGISTERED PROF NURS	N	SR20	09	P	B	1	80640	1	80640	N
HTH 212	LS	2/6/2015	55902	REGISTERED PROF NURS	N	SR20	09	P	B	0.6	80640	0.6	80640	N
HTH 212	LS	2/8/2015	49427	REGISTERED PROF NURS	N	SR20	09	P	B	0.6	80640	0.6	80640	N
HTH 212	LS	2/4/2015	25316	CERTIFIED NURSE AIDE	N	HE04	10	P	B	1	36240	1	36240	N
HTH 212	LS	2/9/2015	109359	DIR CLINICAL QUALITY	Y	MTJ	00	P	B	1	117000	1	117000	N
HTH 212	LS	2/12/2015	51030	BLDG MAINT WORKER	N	BC09	01	P	B	1	47268	1	47268	N
HTH 212	LS	2/12/2015	56835	REGISTERED PROF NURS	N	SR20	09	P	B	0.9	80640	0.9	80640	N
HTH 212	LS	2/12/2015	57947	REGISTERED PROF NURS	N	SR20	09	P	B	0.9	80640	0.9	80640	N
HTH 212	LS	2/12/2015	58070	DATA PROCG USER SUP	N	SR15	03	P	B	1	35112	1	35112	N
HTH 212	LS	3/2/2015	28942	SOCIAL WORKER IV	N	SR22	23	P	B	1	47400	1	47400	N
HTH 212	LS	3/2/2015	56966	REGISTERED PROF NURS	N	SR22	09	P	B	1	88908	1	88908	N
HTH 212	LS	4/20/2015	54921	PATIENT ACCESS REP I	N	SR11	03	P	B	1	29988	1	29988	N
HTH 212	LS	4/23/2015	45814	REGISTERED PROF NURS	N	SR20	09	P	B	0.6	80640	0.6	80640	N
HTH 212	LS	4/1/2015	56967	CLERK IV	N	SR10	03	P	B	1	28872	1	28872	N
HTH 212	LS	4/16/2015	44056	REGISTERED PROF NURS	N	SR20	09	P	B	0.9	80640	0.9	80640	N
HTH 212	LS	4/16/2015	57933	REGISTERED PROF NURS	N	SR20	09	P	B	0.9	80640	0.9	80640	N
HTH 212	LS	4/16/2015	48780	REGISTERED PROF NURS	N	SR20	09	P	B	0.9	80640	0.9	80640	N
HTH 212	LS	4/16/2015	20275	REGISTERED PROF NURS	N	SR20	09	P	B	0.9	80640	0.9	80640	N
HTH 212	LS	4/28/2015	53528	SURGICAL TECHNICIAN	N	HE08	10	P	B	1	41772	1	41772	N
HTH 212	LS	4/17/2015	58076	EMERGENCY ROOM ASS	N	HE06	10	P	B	1	38748	1	38748	N
HTH 212	LS	4/20/2015	58063	REGISTERED PROF NURS	N	SR20	09	P	B	0.9	80640	0.9	80640	N
HTH 212	LS	5/26/2015	57401	REGISTERED PROF NURS	N	SR20	09	P	B	0.9	80640	0.9	80640	N
HTH 212	LS	5/5/2015	56706	REGISTERED PROF NURS	N	SR20	09	P	B	0.9	80640	0.9	80640	N
HTH 212	LS	5/8/2015	109464	PRIVATE SECRETARY	Y	MTN	00	P	B	1	56160	1	56160	N
HTH 212	LS	5/1/2015	56582	PATIENT ACCESS REP I	N	SR11	03	P	B	1	29988	1	29988	N
HTH 212	LS	5/21/2015	34788	RESPIRATORY THERAPY	N	HE12	10	P	B	0.6	52956	0.6	52956	N
HTH 212	LS	5/14/2015	57952	REGISTERED PROF NURS	N	SR20	09	P	B	0.9	80640	0.9	80640	N
HTH 212	LS	5/14/2015	55485	RESPIRATORY THERAPY	N	HE12	10	P	B	0.9	52956	0.9	52956	N
HTH 212	LS	5/14/2015	20254	REGISTERED PROF NURS	N	SR20	09	P	B	0.9	80640	0.9	80640	N
HTH 212	LS	5/14/2015	55829	PHARMACY TECHNICIAN	N	HE04	10	P	B	1	36240	1	36240	N
HTH 212	LS	6/15/2015	44966	REGISTERED PROF NURS	N	SR20	09	P	B	0.9	80640	0.9	80640	N
HTH 212	LS	7/1/2015	54547	CERTIFIED NURSE AIDE	N	HE04	10	P	B	1	37512	1	37512	N
HTH 212	LS	7/16/2015	57400	REGISTERED PROF NURS	N	SR20	09	P	B	0.9	83868	0.9	83868	N
HTH 212	LS	7/16/2015	33876	REGISTERED PROF NURS	N	SR24	29	P	B	0.9	100020	0.9	100020	N

Department of Health - Hawaii Health Systems Corporation  
Positions Filled from July 1, 2014 to November 30, 2015

Table 15

<u>Prog ID</u>	<u>Sub-Org</u>	<u>Effective Date</u> <u>Position Filled</u>	<u>Position</u> <u>Number</u>	<u>Position Title</u>	<u>Exempt</u> <u>(Y/N)</u>	<u>SR Level</u>	<u>BU Code</u>	<u>T/P</u>	<u>MOF</u>	<u>Budgeted</u> <u>FTE</u>	<u>Budgeted</u> <u>Salary</u>	<u>Actual</u> <u>FTE</u>	<u>Actual</u> <u>Salary</u>	<u>Occupied</u> <u>by 89 Day</u> <u>Hire (Y/N)</u>
HTH 212	LS	7/1/2015	54547	CERTIFIED NURSE AIDE I	N	HE04	10	P	B	1	37512	1	37512	N
HTH 212	LS	7/25/2015	57954	KITCHEN HELPER	N	BC02	01	T	B	1	35964	1	35964	N
HTH 212	LS	8/13/2015	56963	REGISTERED PROF NURSE	N	SR20	09	P	B	0.9	83868	0.9	83868	N
HTH 212	LS	8/17/2015	57233	REGISTERED PROF NURSE	N	SR20	09	P	B	0.6	83868	0.6	83868	N
HTH 212	LS	9/1/2015	34788	RESPIRATORY THERAPY	N	HE12	10	P	B	0.6	55176	0.6	55176	N
HTH 212	LS	9/10/2015	57508	DATA PROCG USER SUPV	N	SR15	03	P	B	1	35112	1	35112	N
HTH 212	LS	9/23/2015	56835	REGISTERED PROF NURSE	N	SR20	09	P	B	0.9	83868	0.9	83868	N
HTH 212	LS	9/24/2015	58158	IMAGING SPECIALIST II	N	SR18	13	P	B	1	60012	1	60012	N
HTH 212	LS	10/15/2015	57808	REGISTERED PROF NURSE	N	SR20	09	P	B	1	83868	1	83868	N
HTH 212	LS	10/15/2015	53893	REGISTERED PROF NURSE	N	SR20	09	P	B	0.9	83868	0.9	83868	N
HTH 212	LS	10/15/2015	58157	REGISTERED PROF NURSE	N	SR20	09	T	B	1	83868	1	83868	N
HTH 212	LS	11/1/2015	57806	REGISTERED PROF NURSE	N	SR22	09	P	B	1	106620	1	106620	N
HTH 212	LS	11/2/2015	58172	PHYSICAL THERAPIST AS	N	HE10	10	P	B	0.5	50928	0.5	50928	N
HTH 212	LS	11/18/2015	58056	REGISTERED PROF NURSE	N	SR20	09	P	B	1	83868	1	83868	N
HTH 212	LS	11/1/2015	20276	DIETITIAN IV	N	SR22	13	P	B	1	60012	1	60012	N
HTH 212	LS	11/9/2015	58169	PATIENT ACCOUNT REP	N	SR19	03	P	B	1	54012	1	54012	N
HTH 212	LS	11/12/2015	56296	REGISTERED PROF NURSE	N	SR20	09	P	B	1	83868	1	83868	N
HTH 212	LS	11/12/2015	47037	REGISTERED PROF NURSE	N	SR20	09	P	B	0.9	83868	0.9	83868	N
HTH 212	LS	7/14/2014	57469	HOSPITAL SECURITY OFF	N	SR14	03	P	B	1	33720	1	33720	N
HTH 212	LS	7/27/2014	57912	LICENSED PRACTICAL NU	N	HE08	10	T	B	0.5	41568	0.5	41568	N
HTH 212	LS	7/7/2014	31934	LAUNDRY HELPER I	N	BC02	01	P	B	1	34560	1	34560	N
HTH 212	LS	7/7/2014	54729	ENVIRON SVCS WKR II	N	BC02	01	P	B	1	34560	1	34560	N
HTH 212	LS	7/7/2014	57378	ENVIRON SVCS WKR II	N	BC02	01	P	B	1	34560	1	34560	N
HTH 212	LS	7/8/2014	54507	CLERICAL SUPERVISOR I	N	SR14	04	P	B	1	33720	1	33720	N
HTH 212	LS	7/14/2014	30925	CENTRAL SUPPLY AIDE I	N	SR06	03	P	B	1	24636	1	24636	N
HTH 212	LS	7/14/2014	56725	HEALTH UNIT CLERK I	N	SR08	03	P	B	1	26700	1	26700	N
HTH 212	LS	7/15/2014	57908	CLERK IV	N	SR10	03	P	B	1	28872	1	28872	N
HTH 212	LS	7/16/2014	21471	REG HUMAN RESOURCE	N	EM07	35	P	B	1	100000	1	100000	N
HTH 212	LS	7/21/2014	44917	HEALTH UNIT CLERK II	N	SR10	03	P	B	1	28872	1	28872	N
HTH 212	LS	7/21/2014	19767	CENTRAL SUPPLY AIDE I	N	SR06	03	P	B	1	24636	1	24636	N
HTH 212	LS	7/21/2014	57909	CLERK IV	N	SR10	03	P	B	1	28872	1	28872	N
HTH 212	LS	7/21/2014	55732	CASHIER CLERK	N	SR08	03	P	B	1	26700	1	26700	N
HTH 212	LS	7/21/2014	29012	NURSE AIDE ENTRY	N	HE02	10	P	B	1	33876	1	33876	N
HTH 212	LS	7/21/2014	55237	REGISTERED PROF NURSE	N	SR20	09	P	B	1	80640	1	80640	N
HTH 212	LS	7/28/2014	56720	REGISTERED PROF NURSE	N	SR20	09	P	B	0.9	80640	0.9	80640	N
HTH 212	LS	7/28/2014	31991	HEALTH UNIT CLERK I	N	SR08	03	P	B	1	26700	1	26700	N
HTH 212	LS	7/1/2014	57921	CERTIFIED NURSE AIDE I	N	HE04	10	P	B	1	36060	1	36060	N
HTH 212	LS	7/1/2014	57922	CERTIFIED NURSE AIDE I	N	HE04	10	P	B	1	36060	1	36060	N

Department of Health - Hawaii Health Systems Corporation  
Positions Filled from July 1, 2014 to November 30, 2015

Table 15

<u>Prog ID</u>	<u>Sub-Org</u>	<u>Effective Date</u> <u>Position Filled</u>	<u>Position</u> <u>Number</u>	<u>Position Title</u>	<u>Exempt</u> <u>(Y/N)</u>	<u>SR Level</u>	<u>BU Code</u>	<u>T/P</u>	<u>MOF</u>	<u>Budgeted</u> <u>FTE</u>	<u>Budgeted</u> <u>Salary</u>	<u>Actual</u> <u>FTE</u>	<u>Actual</u> <u>Salary</u>	<u>Occupied</u> <u>by 89 Day</u> <u>Hire (Y/N)</u>
HTH 212	LS	7/23/2014	57907	LICENSED PRACTICAL NURSE	N	HE08	10	T	B	1	41568	1	41568	N
HTH 212	LS	8/4/2014	35302	MEDICAL TECHNOLOGIST	N	SR20	13	P	B	1	60012	1	60012	N
HTH 212	LS	8/11/2014	19887	PHARMACIST I	N	SR22	13	P	B	1	47400	1	47400	N
HTH 212	LS	8/18/2014	55865	REGISTERED PROF NURSE	N	SR20	09	P	B	1	80640	1	80640	N
HTH 212	LS	8/13/2014	53611	MEDICAL TRANSCRIPTICIAN	N	SR10	03	P	B	1	28872	1	28872	N
HTH 212	LS	8/18/2014	53910	PRE AUDIT CLERK I	N	SR11	03	P	B	1	29988	1	29988	N
HTH 212	LS	8/18/2014	57055	COMMUNITY REL COORDINATOR	N	SR24	13	P	B	0.5	53364	0.5	53364	N
HTH 212	LS	8/4/2014	57707	HOSPITAL SECURITY OFFICER	N	SR14	03	P	B	1	33720	1	33720	N
HTH 212	LS	8/4/2014	44404	HOSPITAL SECURITY OFFICER	N	SR14	03	P	B	1	33720	1	33720	N
HTH 212	LS	8/4/2014	53511	NURSE AIDE ENTRY	N	HE02	10	P	B	1	33876	1	33876	N
HTH 212	LS	8/11/2014	57706	HOSPITAL SECURITY OFFICER	N	SR14	03	P	B	1	33720	1	33720	N
HTH 212	LS	8/11/2014	55594	REGISTERED PROF NURSE	N	SR22	29	P	B	1	88908	1	88908	N
HTH 212	LS	8/10/2014	54886	PHARMACIST I	N	SR22	13	P	B	1	47400	1	47400	N
HTH 212	LS	8/11/2014	19765	REGISTERED PROF NURSE	N	SR20	09	P	B	1	80640	1	80640	N
HTH 212	LS	8/13/2014	57845	SECRETARY I	N	SR12	03	T	B	1	31236	1	31236	N
HTH 212	LS	8/18/2014	57102	REGISTERED PROF NURSE	N	SR20	09	P	B	0.9	80640	0.9	80640	N
HTH 212	LS	8/25/2014	56882	CLERK IV	N	SR10	03	P	B	1	28872	1	28872	N
HTH 212	LS	8/25/2014	23013	REGISTERED PROF NURSE	N	SR20	09	P	B	1	80640	1	80640	N
HTH 212	LS	8/1/2014	20101	CLERK IV	N	SR10	03	P	B	1	28872	1	28872	N
HTH 212	LS	8/4/2014	54795	REGISTERED PROF NURSE	N	SR20	09	P	B	1	80640	1	80640	N
HTH 212	LS	8/27/2014	109221	ASST HOSPITAL ADMR	Y	MT1	00	P	B	1	127000	1	127000	N
HTH 212	LS	9/29/2014	57696	OPERATING ROOM AIDE	N	HE02	10	T	B	1	33876	1	33876	N
HTH 212	LS	9/23/2014	57910	OPERATING ROOM ASST	N	HE06	10	T	B	0.5	38556	0.5	38556	N
HTH 212	LS	9/2/2014	55825	TELEMTRY TECHNICIAN	N	HE06	10	P	B	1	38556	1	38556	N
HTH 212	LS	9/2/2014	57376	ENVIRON SVCS WKR II	N	BC02	01	P	B	1	34560	1	34560	N
HTH 212	LS	9/15/2014	19786	PHARMACY TECHNICIAN	N	HE06	10	P	B	1	38556	1	38556	N
HTH 212	LS	10/6/2014	19703	REGISTERED PROF NURSE	N	SR20	09	P	B	0.9	80640	0.9	80640	N
HTH 212	LS	10/20/2014	53615	PATIENT ACCOUNT REP	N	SR11	03	P	B	1	29988	1	29988	N
HTH 212	LS	10/27/2014	54023	PATIENT ACCOUNT REP	N	SR11	03	P	B	1	29988	1	29988	N
HTH 212	LS	10/27/2014	53752	PATIENT ACCOUNT REP	N	SR11	03	P	B	1	29988	1	29988	N
HTH 212	LS	10/27/2014	56883	CLERK IV	N	SR10	03	P	B	1	28872	1	28872	N
HTH 212	LS	11/17/2014	55145	REGISTERED PROF NURSE	N	SR20	09	P	B	0.6	80640	0.6	80640	N
HTH 212	LS	11/3/2014	44505	NURSE AIDE FP	N	HE04	10	P	B	1	36060	1	36060	N
HTH 212	LS	11/19/2014	57025	PATIENT ACCESS REP II	N	SR13	03	P	B	1	32460	1	32460	N
HTH 212	LS	11/17/2014	41521	REGISTERED PROF NURSE	N	SR18	09	P	B	1	67836	1	67836	N
HTH 212	LS	11/17/2014	19785	PHARMACY TECHNICIAN	N	HE04	10	P	B	1	36060	1	36060	N
HTH 212	LS	11/7/2014	55788	IMAGING SPECIALIST IV	N	SR22	13	P	B	1	60012	1	60012	N
HTH 212	LS	11/3/2014	30309	HEALTH UNIT CLERK I	N	SR08	03	P	B	1	26700	1	26700	N

Department of Health - Hawaii Health Systems Corporation  
Positions Filled from July 1, 2014 to November 30, 2015

Table 15

<u>Prog ID</u>	<u>Sub-Org</u>	<u>Effective Date</u> <u>Position Filled</u>	<u>Position</u> <u>Number</u>	<u>Position Title</u>	<u>Exempt</u> <u>(Y/N)</u>	<u>SR Level</u>	<u>BU Code</u>	<u>T/P</u>	<u>MOF</u>	<u>Budgeted</u> <u>FTE</u>	<u>Budgeted</u> <u>Salary</u>	<u>Actual</u> <u>FTE</u>	<u>Actual</u> <u>Salary</u>	<u>Occupied</u> <u>by 89 Day</u> <u>Hire (Y/N)</u>
HTH 212	LS	11/3/2014	56184	HUMAN RESOURCES CL	N	SR11	63	P	B	1	29988	1	29988	N
HTH 212	LS	11/3/2014	53808	PHARMACY TECHNICIAN	N	HE06	10	P	B	1	38556	1	38556	N
HTH 212	LS	11/3/2014	56357	NURSE AIDE FP	N	HE04	10	T	B	1	36060	1	36060	N
HTH 212	LS	11/17/2014	23016	REGISTERED PROF NURS	N	SR22	09	P	B	1	100020	1	100020	N
HTH 212	LS	12/1/2014	56383	TRANSPORTER	N	HE02	10	P	B	1	36060	1	36060	N
HTH 212	LS	12/18/2014	44515	REGISTERED PROF NURS	N	SR22	09	P	B	1	88908	1	88908	N
HTH 212	LS	12/30/2014	57200	CLERK IV	N	SR10	03	P	B	1	28872	1	28872	N
HTH 212	LS	12/1/2014	55252	FISCAL MANAGEMENT CN	N	EM05	35	P	B	1	74628	1	74628	N
HTH 212	LS	12/1/2014	56547	REGISTERED PROF NURS	N	SR20	09	P	B	0.9	80640	0.9	80640	N
HTH 212	LS	12/8/2014	38073	HOSPITAL SECURITY OFF	N	SR14	03	P	B	1	33720	1	33720	N
HTH 212	LS	12/8/2014	38075	HOSPITAL SECURITY OFF	N	SR14	03	P	B	1	33720	1	33720	N
HTH 212	LS	12/29/2014	56397	HEALTH UNIT CLERK I	N	SR08	03	P	B	1	26700	1	26700	N
HTH 212	LS	12/30/2014	109489	STAFF PHYSICIAN	Y	YS001	00	T	B	0.3	650000	0.3	650000	Y
HTH 212	LS	12/16/2014	49186	SOCIAL WORKER III	N	SR20	13	P	B	1	53364	1	53364	N
HTH 212	LS	12/1/2014	19943	LICENSED PRACTICAL NU	N	HE08	10	P	B	1	41568	1	41568	N
HTH 212	LS	12/1/2014	57907	LICENSED PRACTICAL NU	N	HE08	10	T	B	1	41568	1	41568	N
HTH 212	LS	1/19/2015	56195	REGISTERED PROF NURS	N	SR20	09	P	B	1	80640	1	80640	N
HTH 212	LS	1/12/2015	109491	ASST ADMR-CHIEF CLIN	Y	MTD	00	P	B	0.5	249600	0.5	249600	Y
HTH 212	LS	1/2/2015	47407	CLERK III	N	SR08	03	P	B	1	26700	1	26700	N
HTH 212	LS	1/5/2015	55891	LICENSED PRACTICAL NU	N	HE08	10	P	B	1	41772	1	41772	N
HTH 212	LS	1/5/2015	56198	TRANSPORTER	N	HE02	10	P	B	1	34044	1	34044	N
HTH 212	LS	1/5/2015	33105	PRE AUDIT CLERK I	N	SR11	03	P	B	1	29988	1	29988	N
HTH 212	LS	1/5/2015	56724	TRANSPORTER	N	HE02	10	P	B	1	34044	1	34044	N
HTH 212	LS	1/5/2015	19731	NURSE AIDE FP	N	HE04	10	P	B	1	36240	1	36240	N
HTH 212	LS	1/5/2015	21473	HEALTH UNIT CLERK I	N	SR08	03	P	B	1	26700	1	26700	N
HTH 212	LS	1/5/2015	19715	NURSE AIDE FP	N	HE04	10	P	B	1	36240	1	36240	N
HTH 212	LS	1/6/2015	56982	REGISTERED PROF NURS	N	SR20	09	T	B	1	80640	1	80640	N
HTH 212	LS	1/7/2015	109461	PHYSICIAN (EXTENDER)	Y	YS001	00	P	B	1	115000	1	115000	N
HTH 212	LS	1/12/2015	109493	STAFF SURGEON	Y	YS001	00	P	B	1	786000	1	786000	N
HTH 212	LS	1/20/2015	57836	EMERGENCY ROOM ASSN	N	HE06	10	T	B	0.5	38748	0.5	38748	N
HTH 212	LS	1/20/2015	109496	STAFF PHYSICIAN	Y	YS001	00	P	B	1	350000	1	350000	N
HTH 212	LS	1/20/2015	53983	REGISTERED PROF NURS	N	SR20	09	P	B	1	80640	1	80640	N
HTH 212	LS	1/20/2015	31935	KITCHEN HELPER	N	BC02	01	P	B	1	35256	1	35256	N
HTH 212	LS	1/20/2015	19729	NURSE AIDE ENTRY	N	HE02	10	P	B	1	34044	1	34044	N
HTH 212	LS	1/20/2015	109488	STAFF PHYSICIAN	Y	YS001	00	P	B	1	430000	1	430000	N
HTH 212	LS	1/21/2015	57988	SOCIAL WORKER IV	N	SR22	13	P	B	1	47400	1	47400	N
HTH 212	LS	1/15/2015	57196	REGISTERED PROF NURS	N	SR20	09	P	B	1	90708	1	90708	N
HTH 212	LS	1/6/2015	57923	REGISTERED PROF NURS	N	SR18	09	T	B	1	67836	1	67836	N

Department of Health - Hawaii Health Systems Corporation  
Positions Filled from July 1, 2014 to November 30, 2015

Table 15

<u>Prog ID</u>	<u>Sub-Org</u>	<u>Effective Date</u> <u>Position Filled</u>	<u>Position</u> <u>Number</u>	<u>Position Title</u>	<u>Exempt</u> <u>(Y/N)</u>	<u>SR Level</u>	<u>BU Code</u>	<u>T/P</u>	<u>MOF</u>	<u>Budgeted</u> <u>FTE</u>	<u>Budgeted</u> <u>Salary</u>	<u>Actual</u> <u>FTE</u>	<u>Actual</u> <u>Salary</u>	<u>Occupied</u> <u>by 89 Day</u> <u>Hire (Y/N)</u>
HTH 212	LS	1/11/2015	23030	REGISTERED PROF NURS	N	SR20	09	P	B	1	80640	1	80640	N
HTH 212	LS	1/1/2015	109204	STAFF PHYSICIAN	Y	YS001	00	P	B	1	195000	1	195000	N
HTH 212	LS	1/5/2015	20083	KITCHEN HELPER	N	BC02	01	P	B	1	35256	1	35256	N
HTH 212	LS	2/17/2015	45257	ENVIRON SVCS WKR II	N	BC02	01	P	B	1	35256	1	35256	N
HTH 212	LS	2/2/2015	57848	REGISTERED PROF NURS	N	SR20	09	P	B	1	80640	1	80640	N
HTH 212	LS	2/23/2015	55251	PHYSICAL THERAPIST III	N	SR20	13	P	B	0.75	43812	0.75	43812	N
HTH 212	LS	2/5/2015	54773	EMERGENCY ROOM ASS	N	HE06	10	P	B	0.5	38748	0.5	38748	N
HTH 212	LS	2/2/2015	57144	KITCHEN HELPER	N	BC02	01	T	B	1	35256	1	35256	N
HTH 212	LS	2/2/2015	56971	LICENSED PRACTICAL N	N	HE08	10	P	B	1	41772	1	41772	N
HTH 212	LS	2/2/2015	57032	PATIENT ACCESS REP I	N	SR11	03	P	B	1	29988	1	29988	N
HTH 212	LS	2/2/2015	56725	HEALTH UNIT CLERK I	N	SR08	03	P	B	1	26700	1	26700	N
HTH 212	LS	2/2/2015	31947	ENVIRON SVCS WKR II	N	BC02	01	P	B	1	35256	1	35256	N
HTH 212	LS	2/2/2015	36196	REGISTERED PROF NURS	N	SR20	09	P	B	1	80640	1	80640	N
HTH 212	LS	2/2/2015	57044	PATIENT ACCESS REP I	N	SR11	03	P	B	1	29988	1	29988	N
HTH 212	LS	2/5/2015	50242	CLINICAL PSYCHOLOGIS	N	SR28	13	P	B	1	96096	1	96096	N
HTH 212	LS	2/5/2015	19687	REGISTERED PROF NURS	N	SR20	09	P	B	1	80640	1	80640	N
HTH 212	LS	2/9/2015	19871	CLERK III	N	SR08	03	P	B	1	26700	1	26700	N
HTH 212	LS	2/17/2015	56543	REGISTERED PROF NURS	N	SR18	09	P	B	1	67836	1	67836	N
HTH 212	LS	2/19/2015	55459	REGISTERED PROF NURS	N	SR20	09	P	B	0.9	80640	0.9	80640	N
HTH 212	LS	2/17/2015	54732	ENVIRON SVCS WKR II	N	BC02	01	P	B	1	35256	1	35256	N
HTH 212	LS	2/17/2015	57047	PATIENT ACCESS REP I	N	SR11	03	P	B	1	29988	1	29988	N
HTH 212	LS	2/17/2015	19820	BIOMED ENG TECH III	N	BC14	01	P	B	1	56808	1	56808	N
HTH 212	LS	2/12/2015	55754	CLERK IV	N	SR10	03	P	B	1	28872	1	28872	N
HTH 212	LS	3/11/2015	57026	PATIENT ACCESS REP I	N	SR11	03	P	B	1	29988	1	29988	N
HTH 212	LS	3/16/2015	55878	REGISTERED PROF NURS	N	SR20	09	P	B	1	80640	1	80640	N
HTH 212	LS	3/16/2015	55075	HUMAN RESOURCES SP	N	SR24	73	P	B	1	60012	1	60012	N
HTH 212	LS	3/2/2015	54886	PHARMACIST I	N	SR22	13	P	B	1	47400	1	47400	N
HTH 212	LS	3/2/2015	54353	EMERGENCY ROOM ASS	N	HE08	10	P	B	0.5	41772	0.5	41772	N
HTH 212	LS	3/12/2015	54883	REGISTERED PROF NURS	N	SR20	09	P	B	1	80640	1	80640	N
HTH 212	LS	3/16/2015	55463	HEALTH UNIT CLERK I	N	SR08	03	P	B	0.6	26700	0.6	26700	N
HTH 212	LS	3/16/2015	53493	TRANSPORTER	N	HE02	10	P	B	1	34044	1	34044	N
HTH 212	LS	3/16/2015	57058	IMAGING SPECIALIST IV	N	SR22	13	P	B	1	47400	1	47400	N
HTH 212	LS	3/16/2015	19674	REGISTERED PROF NURS	N	SR20	09	P	B	1	80640	1	80640	N
HTH 212	LS	3/23/2015	54449	IMAGING SPECIALIST IV	N	SR22	13	P	B	1	62424	1	62424	N
HTH 212	LS	4/20/2015	54660	REGISTERED PROF NURS	N	SR20	09	P	B	1	80640	1	80640	N
HTH 212	LS	4/15/2015	109375	STAFF PHYSICIAN	Y	YS001	00	T	B	0.3	91874	0.3	91874	Y
HTH 212	LS	4/16/2015	22840	HUMAN RESOURCES SP	N	SR22	73	P	B	1	60012	1	60012	N
HTH 212	LS	4/19/2015	54918	REGISTERED PROF NURS	N	SR20	09	P	B	1	80640	1	80640	N

Department of Health - Hawaii Health Systems Corporation  
Positions Filled from July 1, 2014 to November 30, 2015

Table 15

<u>Prog ID</u>	<u>Sub-Org</u>	<u>Effective Date</u> <u>Position Filled</u>	<u>Position</u> <u>Number</u>	<u>Position Title</u>	<u>Exempt</u> <u>(Y/N)</u>	<u>SR Level</u>	<u>BU Code</u>	<u>T/P</u>	<u>MOF</u>	<u>Budgeted</u> <u>FTE</u>	<u>Budgeted</u> <u>Salary</u>	<u>Actual</u> <u>FTE</u>	<u>Actual</u> <u>Salary</u>	<u>Occupied</u> <u>by 89 Day</u> <u>Hire (Y/N)</u>
HTH 212	LS	4/20/2015	21473	HEALTH UNIT CLERK I	N	SR08	03	P	B	1	26700	1	26700	N
HTH 212	LS	4/9/2015	57197	REGISTERED PROF NURS	N	SR20	09	P	B	1	80640	1	80640	N
HTH 212	LS	4/1/2015	20082	ENVIRON SVCS WKR II	N	BC02	01	P	B	1	35964	1	35964	N
HTH 212	LS	5/18/2015	53858	NURSE AIDE FP	N	HE04	10	P	B	1	36240	1	36240	N
HTH 212	LS	5/4/2015	57852	RESPIRATORY THERAPY	N	HE12	10	T	B	1	52956	1	52956	N
HTH 212	LS	5/4/2015	54190	REGISTERED PROF NURS	N	SR20	09	P	B	1	80640	1	80640	N
HTH 212	LS	5/4/2015	57554	REGISTERED PROF NURS	N	SR20	09	P	B	0.9	80640	0.9	80640	N
HTH 212	LS	5/11/2015	109514	PHYSICIAN (EXTENDER)	Y	YS001	00	P	B	1	130000	1	130000	N
HTH 212	LS	5/18/2015	56990	CODER I	N	SR13	03	P	B	1	32460	1	32460	N
HTH 212	LS	5/18/2015	57553	REGISTERED PROF NURS	N	SR20	09	P	B	0.9	80640	0.9	80640	N
HTH 212	LS	5/18/2015	19758	NURSE AIDE ENTRY	N	HE02	10	P	B	1	34044	1	34044	N
HTH 212	LS	5/18/2015	56371	CLERK IV	N	SR10	03	P	B	0.5	28872	0.5	28872	N
HTH 212	LS	5/18/2015	19755	NURSE AIDE FP	N	HE04	10	P	B	1	36240	1	36240	N
HTH 212	LS	5/19/2015	40455	NURSE AIDE ENTRY	N	HE02	10	P	B	1	34044	1	34044	N
HTH 212	LS	5/5/2015	20037	PHYSICAL THERAPIST IV	N	SR22	23	P	B	1	47400	1	47400	N
HTH 212	LS	6/1/2015	57984	REGISTERED PROF NURS	N	SR22	09	P	B	1	88908	1	88908	N
HTH 212	LS	6/22/2015	109463	PHYSICIAN (EXTENDER)	Y	YS001	00	P	B	1	132272	1	132272	N
HTH 212	LS	6/1/2015	57564	REGISTERED PROF NURS	N	SR22	09	P	B	1	102516	1	102516	N
HTH 212	LS	6/29/2015	57926	REGISTERED PROF NURS	N	SR20	09	T	B	1	80640	1	80640	N
HTH 212	LS	6/1/2015	55986	LICENSED PRACTICAL NU	N	HE06	10	P	B	0.5	38748	0.5	38748	N
HTH 212	LS	6/1/2015	55936	LICENSED PRACTICAL NU	N	HE06	10	P	B	0.5	38748	0.5	38748	N
HTH 212	LS	6/1/2015	31994	REGISTERED PROF NURS	N	SR20	09	P	B	1	80640	1	80640	N
HTH 212	LS	6/1/2015	58107	HUMAN RESOURCES CLN	N	SR09	63	P	B	1	27768	1	27768	N
HTH 212	LS	6/15/2015	32001	NURSE AIDE ENTRY	N	HE02	10	P	B	1	34044	1	34044	N
HTH 212	LS	6/15/2015	37353	REGISTERED PROF NURS	N	SR20	09	P	B	1	80640	1	80640	N
HTH 212	LS	6/15/2015	57381	REGISTERED PROF NURS	N	SR20	09	P	B	1	80640	1	80640	N
HTH 212	LS	6/15/2015	19832	ENVIRON SVCS WKR II	N	BC02	01	P	B	1	35964	1	35964	N
HTH 212	LS	6/29/2015	57044	PATIENT ACCESS REP I	N	SR11	03	P	B	1	29988	1	29988	N
HTH 212	LS	6/30/2015	109363	STAFF PHYSICIAN	Y	YS001	00	T	B	0.3	208000	0.3	208000	Y
HTH 212	LS	7/6/2015	57843	HEALTH INFO TECH I	N	SR11	03	P	B	1	29988	1	29988	N
HTH 212	LS	7/1/2015	54654	SOCIAL WORKER IV	N	SR22	13	P	B	1	47400	1	47400	N
HTH 212	LS	7/1/2015	57220	CLERK IV	N	SR10	03	T	B	1	28872	1	28872	N
HTH 212	LS	7/6/2015	53683	REGISTERED PROF NURS	N	SR22	09	P	B	1	92460	1	92460	N
HTH 212	LS	7/6/2015	56768	NURSE AIDE FP	N	HE04	10	P	B	1	36240	1	36240	N
HTH 212	LS	7/6/2015	44884	REGISTERED PROF NURS	N	SR20	09	P	B	1	83868	1	83868	N
HTH 212	LS	7/6/2015	32071	PHARMACIST I	N	SR22	13	P	B	1	47400	1	47400	N
HTH 212	LS	7/6/2015	56781	NURSE AIDE ENTRY	N	HE02	10	P	B	1	34044	1	34044	N
HTH 212	LS	7/6/2015	44502	NURSE AIDE ENTRY	N	HE02	10	P	B	1	36240	1	36240	N

Department of Health - Hawaii Health Systems Corporation  
Positions Filled from July 1, 2014 to November 30, 2015

Table 15

<u>Prog ID</u>	<u>Sub-Org</u>	<u>Effective Date</u> <u>Position Filled</u>	<u>Position</u> <u>Number</u>	<u>Position Title</u>	<u>Exempt</u> <u>(Y/N)</u>	<u>SR Level</u>	<u>BU Code</u>	<u>T/P</u>	<u>MOF</u>	<u>Budgeted</u> <u>FTE</u>	<u>Budgeted</u> <u>Salary</u>	<u>Actual</u> <u>FTE</u>	<u>Actual</u> <u>Salary</u>	<u>Occupied</u> <u>by 89 Day</u> <u>Hire (Y/N)</u>
HTH 212	LS	7/15/2015	109104	MEDICAL DIRECTOR	Y	MTD	00	P	B	1	300000	1	300000	N
HTH 212	LS	7/17/2015	57468	HOSPITAL SECURITY OFF	N	SR14	03	P	B	1	33720	1	33720	N
HTH 212	LS	7/20/2015	53508	LICENSED PRACTICAL NU	N	HE08	10	P	B	1	43440	1	43440	N
HTH 212	LS	7/20/2015	57844	CODER I	N	SR13	03	P	B	1	32460	1	32460	N
HTH 212	LS	7/20/2015	19877	NURSE AIDE ENTRY	N	HE02	10	P	B	1	36240	1	36240	N
HTH 212	LS	7/20/2015	54026	SOCIAL WORKER IV	N	SR22	13	P	B	1	47400	1	47400	N
HTH 212	LS	7/20/2015	19839	LAUNDRY HELPER I	N	BC02	01	P	B	1	35964	1	35964	N
HTH 212	LS	7/20/2015	21472	HEALTH UNIT CLERK I	N	SR08	03	P	B	0.5	26700	0.5	26700	N
HTH 212	LS	7/8/2015	47771	REGISTERED PROF NURS	N	SR20	09	P	B	1	83868	1	83868	N
HTH 212	LS	7/8/2015	54796	REGISTERED PROF NURS	N	SR18	09	P	B	1	70548	1	70548	N
HTH 212	LS	7/30/2015	32089	HEALTH UNIT CLERK II	N	SR10	03	P	B	1	33720	1	33720	N
HTH 212	LS	7/27/2015	55882	REGISTERED PROF NURS	N	SR20	09	P	B	0.5	83868	0.5	83868	N
HTH 212	LS	7/29/2015	58115	REGISTERED PROF NURS	N	SR20	09	T	B	0.9	83868	0.9	83868	N
HTH 212	LS	7/26/2015	19689	REGISTERED PROF NURS	N	SR20	09	P	B	0.9	83868	0.9	83868	N
HTH 212	LS	7/24/2015	57712	NURSE AIDE FP	N	HE04	10	T	B	1	37512	1	37512	N
HTH 212	LS	7/27/2015	56176	CONSTR & MAINT WOR	N	WS10	01	P	B	1	53004	1	53004	N
HTH 212	LS	7/27/2015	53710	HUMAN RESOURCES CL	N	SR09	63	P	B	1	27768	1	27768	N
HTH 212	LS	7/27/2015	57713	NURSE AIDE FP	N	HE04	10	T	B	1	37512	1	37512	N
HTH 212	LS	7/29/2015	55876	CLERK IV	N	SR10	03	P	B	1	28872	1	28872	N
HTH 212	LS	7/30/2015	54099	REGISTERED PROF NURS	N	SR20	09	P	B	1	83868	1	83868	N
HTH 212	LS	7/31/2015	58129	NURSE AIDE FP	N	HE04	10	T	B	1	37512	1	37512	N
HTH 212	LS	7/31/2015	53493	TRANSPORTER	N	HE02	10	P	B	1	36240	1	36240	N
HTH 212	LS	7/31/2015	53983	REGISTERED PROF NURS	N	SR20	09	P	B	1	83868	1	83868	N
HTH 212	LS	7/31/2015	58131	NURSE AIDE ENTRY	N	HE02	10	T	B	1	36240	1	36240	N
HTH 212	LS	7/31/2015	58132	NURSE AIDE FP	N	HE04	10	T	B	1	37512	1	37512	N
HTH 212	LS	7/31/2015	19715	NURSE AIDE FP	N	HE04	10	P	B	1	37512	1	37512	N
HTH 212	LS	7/31/2015	109467	STAFF PHYSICIAN	Y	YS001	00	P	B	1	300000	1	300000	N
HTH 212	LS	8/17/2015	58188	TRANSPORTER	N	HE02	10	T	B	1	36240	1	36240	N
HTH 212	LS	8/24/2015	53995	CONSTR & MAINT WOR	N	BC09	01	P	B	1	48216	1	48216	N
HTH 212	LS	8/31/2015	109423	PHYSICIAN (EXTENDER)	Y	YS001	00	P	B	1	132272	1	132272	N
HTH 212	LS	9/14/2015	32004	REGISTERED PROF NURS	N	SR20	09	P	B	1	83868	1	83868	N
HTH 212	LS	9/14/2015	58128	NURSE AIDE ENTRY	N	HE02	10	T	B	1	36240	1	36240	N
HTH 212	LS	9/14/2015	19953	CERTIFIED NURSE AIDE	N	HE04	10	P	B	1	37512	1	37512	N
HTH 212	LS	9/14/2015	58141	HUMAN RESOURCES CL	N	SR11	63	T	B	1	35112	1	35112	N
HTH 212	LS	9/15/2015	57027	PATIENT ACCESS REP I	N	SR11	03	P	B	1	29988	1	29988	N
HTH 212	LS	9/30/2015	49389	NURSE AIDE FP	N	HE04	10	P	B	1	37512	1	37512	N
HTH 212	LS	10/26/2015	57044	PATIENT ACCESS REP I	N	SR11	03	P	B	1	29988	1	29988	N
HTH 212	LS	10/5/2015	57145	HEALTH UNIT CLERK I	N	SR08	03	P	B	1	26700	1	26700	N



Department of Health - Hawaii Health Systems Corporation  
Positions Filled from July 1, 2014 to November 30, 2015

Table 15

<u>Prog ID</u>	<u>Sub-Org</u>	<u>Effective Date</u> <u>Position Filled</u>	<u>Position</u> <u>Number</u>	<u>Position Title</u>	<u>Exempt</u> <u>(Y/N)</u>	<u>SR Level</u>	<u>BU Code</u>	<u>T/P</u>	<u>MOF</u>	<u>Budgeted</u> <u>FTE</u>	<u>Budgeted</u> <u>Salary</u>	<u>Actual</u> <u>FTE</u>	<u>Actual</u> <u>Salary</u>	<u>Occupied</u> <u>by 89 Day</u> <u>Hire (Y/N)</u>
HTH 212	LS	10/5/2015	57145	HEALTH UNIT CLERK I	N	SR08	03	P	B	1	26700	1	26700	N
HTH 212	LS	10/5/2015	57065	REGISTERED PROF NURS	N	SR20	09	P	B	0.9	83868	0.9	83868	N
HTH 212	LS	10/5/2015	19706	REGISTERED PROF NURS	N	SR20	09	P	B	1	83868	1	83868	N
HTH 212	LS	10/19/2015	31953	REGISTERED PROF NURS	N	SR20	09	P	B	1	83868	1	83868	N
HTH 212	LS	10/19/2015	55789	IMAGING SPECIALIST IV	N	SR22	13	P	B	1	60012	1	60012	N
HTH 212	LS	10/19/2015	32007	REGISTERED PROF NURS	N	SR20	09	P	B	1	83868	1	83868	N
HTH 212	LS	10/26/2015	23636	REGISTERED PROF NURS	N	SR20	09	P	B	1	83868	1	83868	N
HTH 212	LS	11/16/2015	53538	HEALTH UNIT CLERK I	N	SR08	03	P	B	1	26700	1	26700	N
HTH 212	LS	11/2/2015	57019	CLERK IV	N	SR10	03	P	B	1	28872	1	28872	N
HTH 212	LS	11/2/2015	55020	LICENSED PRACTICAL N	N	HE08	10	P	B	0.5	43440	0.5	43440	N
HTH 212	LS	11/4/2015	44513	REGISTERED PROF NURS	N	SR20	09	P	B	1	83868	1	83868	N
HTH 212	LS	11/9/2015	54515	CLERK III	N	SR08	03	P	B	1	26700	1	26700	N
HTH 212	LS	11/16/2015	37352	REGISTERED PROF NURS	N	SR20	09	P	B	1	83868	1	83868	N
HTH 212	LS	11/16/2015	58185	NURSE AIDE FP	N	HE04	10	T	B	1	37512	1	37512	N
HTH 212	LS	11/16/2015	55238	REGISTERED PROF NURS	N	SR20	09	P	B	0.9	83868	0.9	83868	N
HTH 212	LS	11/27/2015	57836	EMERGENCY ROOM ASS	N	HE06	10	T	B	0.5	40164	0.5	40164	N
HTH 212	LS	11/3/2015	54682	ENVIRON SVCS WKR II	N	BC02	01	P	B	1	36684	1	36684	N
HTH 212	LS	9/29/2015	30223	OPERATING ROOM AIDE	N	HE02	10	P	B	1	36240	1	36240	N
HTH 212	LS	7/31/2015	58130	NURSE AIDE ENTRY	N	HE02	10	T	B	1	36240	1	36240	N
HTH 212	LS	7/28/2014	109334	STAFF PHYSICIAN	Y	YS001	00	P	B	1	193357	1	193357	Y
HTH 212	LS	7/23/2014	57743	LICENSED PRACTICAL N	N	HE06	10	P	B	1	38556	1	38556	N
HTH 212	LS	8/16/2014	109446	STAFF PHYSICIAN	Y	YH001	00	P	B	0.3	208000	0.3	208000	Y
HTH 212	LS	8/1/2014	20866	REGISTERED PROF NURS	N	SR20	09	P	B	1	80640	1	80640	N
HTH 212	LS	9/2/2014	55551	LICENSED PRACTICAL N	N	HE08	10	P	B	1	41568	1	41568	N
HTH 212	LS	10/1/2014	29180	SURGICAL TECHNICIAN	N	HE06	10	P	B	1	38556	1	38556	N
HTH 212	LS	10/1/2014	53447	REGISTERED PROF NURS	N	SR20	09	P	B	1	80640	1	80640	N
HTH 212	LS	11/16/2014	22171	ENVIRON SVCS WKR II	N	BC02	01	P	B	1	34560	1	34560	N
HTH 212	LS	11/1/2014	57724	NURSE PRACTITIONER I	N	SR26	09	P	B	1	104016	1	104016	N
HTH 212	LS	12/16/2014	46142	ENVIRON SVCS WKR II	N	BC02	01	P	B	1	35256	1	35256	N
HTH 212	LS	12/16/2014	55549	ADMITTING CLERK I	N	SR10	03	P	B	1	28872	1	28872	N
HTH 212	LS	12/16/2014	34030	CLERK III	N	SR08	03	P	B	1	26700	1	26700	N
HTH 212	LS	12/22/2014	20836	LICENSED PRACTICAL N	N	HE06	10	P	B	1	38556	1	38556	N
HTH 212	LS	12/19/2014	55278	CLERK III	N	SR08	03	T	B	1	26700	1	26700	N
HTH 212	LS	12/22/2014	21781	LICENSED PRACTICAL N	N	HE06	10	P	B	1	38556	1	38556	N
HTH 212	LS	1/16/2015	56909	RESPIRATORY THERAPY	N	HE12	10	P	B	1	52956	1	52956	N
HTH 212	LS	3/1/2015	20831	GENERAL LABORER II	N	BC03	01	P	B	1	36252	1	36252	N
HTH 212	LS	3/16/2015	28901	KITCHEN HELPER	N	BC02	01	P	B	1	35256	1	35256	N
HTH 212	LS	4/16/2015	57336	REGISTERED PROF NURS	N	SR20	09	P	B	1	90708	1	90708	N

Department of Health - Hawaii Health Systems Corporation  
Positions Filled from July 1, 2014 to November 30, 2015

Table 15

<u>Prog ID</u>	<u>Sub-Org</u>	<u>Effective Date</u> <u>Position Filled</u>	<u>Position</u> <u>Number</u>	<u>Position Title</u>	<u>Exempt</u> <u>(Y/N)</u>	<u>SR Level</u>	<u>BU Code</u>	<u>T/P</u>	<u>MOF</u>	<u>Budgeted</u> <u>FTE</u>	<u>Budgeted</u> <u>Salary</u>	<u>Actual</u> <u>FTE</u>	<u>Actual</u> <u>Salary</u>	<u>Occupied</u> <u>by 89 Day</u> <u>Hire (Y/N)</u>
HTH 212	LS	4/1/2015	55551	LICENSED PRACTICAL NURSE	N	HE08	10	P	B	1	41772	1	41772	N
HTH 212	LS	4/1/2015	101688	REGIONAL CEO	Y	MTC	00	P	B	1	200000	1	200000	N
HTH 212	LS	4/16/2015	28580	REGISTERED PROF NURSE	N	SR20	09	P	B	1	80640	1	80640	N
HTH 212	LS	4/16/2015	56910	REGISTERED PROF NURSE	N	SR20	09	P	B	1	80640	1	80640	N
HTH 212	LS	4/16/2015	109353	STAFF PHYSICIAN	Y	YS001	00	P	B	1	240000	1	240000	N
HTH 212	LS	4/27/2015	54057	ADMITTING CLERK I	N	SR10	03	P	B	1	28872	1	28872	N
HTH 212	LS	4/16/2015	20791	COOK I	N	BC05	01	P	B	1	40008	1	40008	N
HTH 212	LS	5/1/2015	57337	REGISTERED PROF NURSE	N	SR20	09	P	B	1	80640	1	80640	N
HTH 212	LS	5/12/2015	56566	REGISTERED PROF NURSE	N	SR20	09	P	B	1	80640	1	80640	N
HTH 212	LS	6/22/2015	28037	CERTIFIED NURSE AIDE	N	HE04	10	P	B	1	36240	1	36240	N
HTH 212	LS	6/1/2015	57587	INFORMATION SYSTEMS	N	SR16	13	P	B	1	37464	1	37464	N
HTH 212	LS	6/1/2015	54052	INFORMATION SYSTEMS	N	SR22	13	P	B	1	47400	1	47400	N
HTH 212	LS	9/5/2015	55338	REGISTERED PROF NURSE	N	SR20	09	P	B	0.9	83868	0.9	83868	N
HTH 212	LS	10/26/2015	109527	CLINICAL DOCUMENTATION	Y	MTJ	00	P	B	1	85000	1	85000	N
HTH 212	LS	11/1/2015	57332	BLDG MAINT WORKER I	N	BC09	01	P	B	1	49176	1	49176	N
HTH 212	LS	11/1/2015	57591	INFORMATION SYSTEMS	N	SR24	13	P	B	1	78996	1	78996	N
HTH 212	LS	11/1/2015	20774	LICENSED PRACTICAL NURSE	N	HE08	10	P	B	1	43440	1	43440	N
HTH 212	LS	11/1/2015	58050	CERTIFIED NURSE AIDE	N	HE04	10	P	B	1	37512	1	37512	N
HTH 212	LS	9/8/2014	56043	ACTIVITIES COORDINATOR	N	HE10	10	T	B	1	48576	1	48576	N
HTH 212	LS	9/22/2014	56463	CERTIFIED NURSE AIDE	N	HE04	10	P	B	1	36060	1	36060	N
HTH 212	LS	10/10/2014	23650	CERTIFIED NURSE AIDE	N	HE04	10	T	B	1	36060	1	36060	N
HTH 212	LS	10/2/2014	20993	CERTIFIED NURSE AIDE	N	HE04	10	P	B	1	36060	1	36060	N
HTH 212	LS	10/6/2014	51061	CERTIFIED NURSE AIDE	N	HE04	10	P	B	1	36060	1	36060	N
HTH 212	LS	11/24/2014	20985	CERTIFIED NURSE AIDE	N	HE04	10	P	B	1	36060	1	36060	N
HTH 212	LS	1/12/2015	55941	RECREATIONAL AIDE	N	HE06	10	T	B	1	38748	1	38748	N
HTH 212	LS	3/12/2015	56169	REGISTERED PROF NURSE	N	SR20	09	P	B	1	80640	1	80640	N
HTH 212	LS	4/1/2015	55336	REGISTERED PROF NURSE	N	SR20	09	P	B	1	80640	1	80640	N
HTH 212	LS	10/19/2015	18517	STOREKEEPER I	N	SR11	03	P	B	1	29988	1	29988	N
HTH 212	LS	11/9/2015	55306	RESIDENT FINANCIAL COUNSELOR	N	SR15	03	T	B	1	35112	1	35112	N
HTH 210	LA	8/1/2014	103493	DIR OF HUMAN RESOURCES	Y	MTF	00	P	B	1	130000	1	130000	N
HTH 210	LA	12/16/2014	103482	CHIEF EXECUTIVE OFFICER	Y	MTA	00	P	B	1	275000	1	275000	N
HTH 210	LA	1/20/2015	57865	REGISTERED PROF NURSE	N	SR22	09	P	B	1	105096	1	105096	N
HTH 210	LA	2/2/2015	56609	HUMAN RESOURCES OFFICER	N	EM03	35	P	B	1	80175	1	80175	N
HTH 210	LA	2/2/2015	57873	HUMAN RESOURCES MANAGER	N	EM05	35	P	B	1	90175	1	90175	N
HTH 210	LA	2/25/2015	103499	CORP IT SECURITY MGR	Y	MTJ	00	P	B	1	112000	1	112000	N
HTH 210	LA	3/2/2015	109412	PRIVATE SECRETARY	Y	MTN	00	P	B	1	58000	1	58000	N
HTH 210	LA	3/2/2015	57820	INFORMATION SYSTEMS	N	SR20	13	P	B	1	43812	1	43812	N
HTH 210	LA	4/27/2015	57875	INFORMATION SYSTEMS	N	SR24	13	P	B	1	64920	1	64920	N

Department of Health - Hawaii Health Systems Corporation  
 Positions Filled from July 1, 2014 to November 30, 2015

Table 15

<u>Prog ID</u>	<u>Sub-Org</u>	<u>Effective Date Position Filled</u>	<u>Position Number</u>	<u>Position Title</u>	<u>Exempt (Y/N)</u>	<u>SR Level</u>	<u>BU Code</u>	<u>T/P</u>	<u>MOF</u>	<u>Budgeted FTE</u>	<u>Budgeted Salary</u>	<u>Actual FTE</u>	<u>Actual Salary</u>	<u>Occupied by 89 Day Hire (Y/N)</u>
HTH 210	LA	5/18/2015	57280	INFORMATION SYSTEMS	N	SR24	13	P	B	1	62424	1	62424	N
HTH 210	LA	5/16/2015	109520	CHIEF OPERATING OFFCY	Y	MTC	00	P	B	1	150000	1	150000	N
HTH 210	LA	7/7/2015	56605	INFO SYSTEMS SUPPT T	N	SR15	03	P	B	1	35112	1	35112	N
HTH 210	LA	11/17/2015	56605	INFO SYSTEMS SUPPT T	N	SR15	03	P	B	1	35112	1	35112	N

Department of Health - Hawaii Health Systems Corporation  
 Unauthorized Positions as of November 30, 2015

Table 16

<u>Prog ID</u>	<u>Sub-Org</u>	<u>Date Established</u>	<u>Legal Authority</u>	<u>Position Number</u>	<u>Position Title</u>	<u>Exempt (Y/N)</u>	<u>SR Level</u>	<u>BU Code</u>	<u>T/P</u>	<u>MOF</u>	<u>FTE</u>	<u>Annual Salary</u>	<u>Filled (Y/N)</u>	<u>Occupied by 89 Day Hire (Y/N)</u>
					None									

Department of Health - Hawaii Health Systems Corporation  
Overtime Expenditure Summary

Table 17

Prog ID	Sub-Org	Program Title	MOF	FY15 (actual)			FY16 (estimated)			FY17 (budgeted)		
				Base Salary \$\$\$\$	Overtime \$\$\$\$	me Perce nt	Base Salary \$\$\$\$	Overtime \$\$\$\$	me Perce nt	Base Salary \$\$\$\$	Overtime \$\$\$\$	Overtim e Percent
HTH 212	LS	Hilo Medical Center	B	\$ 75,438,300.35	\$ 4,915,775.46	6.5%	\$ 76,040,000	\$ 4,562,400	6.0%	\$ 78,938,000	\$ 4,736,280	6.0%
HTH 212	LS	Hale Ho'ola Hamakua	B	\$ 6,791,626.72	\$ 904,442.98	13.3%	\$ 6,356,000	\$ 699,160	11.0%	\$ 6,618,000	\$ 661,800	10.0%
HTH 212	LS	Kau Hospital	B	\$ 3,856,188.42	\$ 262,347.90	6.8%	\$ 3,888,000	\$ 311,040	8.0%	\$ 4,011,000	\$ 280,770	7.0%
HTH 212	LS	Kohala Hospital	B	\$ 2,974,043.22	\$ 433,762.27	14.6%	\$ 3,122,745	\$ 374,730	12.0%	\$ 3,278,882	\$ 327,888	10.0%
HTH 212	LS	Kona Community Hospit	B	\$ 26,371,061.48	\$ 2,197,388.26	8.3%	\$ 27,326,300	\$ 2,230,000	8.16%	\$ 28,419,400	\$ 2,310,000	8.13%
HTH 212	LS	Maui Memorial Medical	B	\$ 83,280,867.26	\$ 9,135,706.55	11.0%	\$ 86,945,707	\$ 8,705,375	10.0%	\$ 90,697,277	\$ 9,053,590	10.0%
HTH 212	LS	Lanai Community Hospit	B	\$ 1,558,082.09	\$ 133,685.24	8.6%	\$ 1,649,012	\$ 127,674	7.7%	\$ 1,737,109	\$ 127,675	7.3%
HTH 212	LS	Kula Hospital	B	\$ 10,774,771.07	\$ 728,558.04	6.8%	\$ 11,205,736	\$ 1,020,066	9.1%	\$ 11,620,250	\$ 808,066	7.0%
HTH 212	LS	Kauai Veterans memoria	B	\$ 18,739,525.96	\$ 641,577.18	3.4%	\$ 19,112,345	\$ 573,370	3.0%	\$ 20,771,000	\$ 623,130	3.0%
HTH 212	LS	Samuel Mahelona Memc	B	\$ 6,926,343.41	\$ 722,196.60	10.4%	\$ 8,255,105	\$ 825,510	10.0%	\$ 8,987,000	\$ 898,700	10.0%
HTH 210	LA	Corporate	B	\$ 8,177,798.09	\$ 192,693.81	2.4%	\$ 8,814,571	\$ 203,176	2.3%	\$ 9,069,571	\$ 203,176	2.2%
HTH 212	LS	Leahi Hospital	B	\$ 11,633,634.31	\$ 721,623.09	6.2%	\$ 11,505,451	\$ 656,047	5.7%	\$ 12,156,452	\$ 731,573	6.0%
HTH 212	LS	Maluhia	B	\$ 9,234,556.43	\$ 848,154.61	9.2%	\$ 8,879,925	\$ 787,216	8.9%	\$ 9,057,523	\$ 734,243	8.1%

Overtime Position List

(Only for Positions the Sum of Overtime Paid and Value of Compensatory Time for which was at Least 10% of Base Pay during FY15)

Prog ID	Position No.	Bargaining Unit	Included in CB (Y/N)	Exempt (Y/N)	Temp or Perm (T/P)	MOF	Position Title	Salary Range Level	Base Annual Pay	Hours Exceeding Standard	FY 15						
											OT		Comp Time		Total OT/Comp		
											\$ Amount Paid	% of Base	Hours Earned	\$ Value of Hours Earned	% \$ Value of Base Salary	\$ Amount OT Paid + \$ Value Comp Hours Earned	% of Base
HTH 212	20597	10	Y	N	PERM	B	CERTIFIED NURSE AIDE FP	4	36,096.00	578.00	12,595.34	34.9%	8.75	215,5425	0.6%	12,811	35.5%
HTH 212	46631	9	Y	N	PERM	B	REGISTERED PROF NURSE III	20	85,571.84	298.20	18,355.24	21.5%			0.0%	18,355	21.5%
HTH 212	20327	2	Y	N	PERM	B	INSTITUTION FOOD SVCS MGR IV	308	55,323.00	216.50	8,643.60	15.6%	5	199.65	0.4%	8,843	16.0%
HTH 212	20375	1	Y	N	PERM	B	ENVIRON SVCS WKR II	2	35,200.50	473.25	11,140.47	31.6%			0.0%	11,140	31.6%
HTH 212	49242	1	Y	N	PERM	B	LAUNDRY WORKER I	3	36,191.21	184.25	4,096.76	11.3%			0.0%	4,097	11.3%
HTH 212	57316	70	N	N	TEMP	B	CERTIFIED NURSE AIDE FP	4	7,930.46	57.50	1,502.47	18.9%			0.0%	1,502	18.9%
HTH 212	47562	1	Y	N	PERM	B	STEAM PLANT OPERATOR I	5	39,231.00	694.25	17,629.31	44.9%			0.0%	17,629	44.9%
HTH 212	20677	10	Y	N	PERM	B	CERTIFIED NURSE AIDE FP	4	36,063.05	612.25	14,830.26	41.1%	5.5	143.715	0.4%	14,974	41.5%
HTH 212	57254	3	Y	N	PERM	B	PATIENT ACCESS REP II	13	31,654.46	131.50	3,458.33	10.9%			0.0%	3,458	10.9%
HTH 212	20353	1	Y	N	PERM	B	ASSISTANT TO THE DIETITIAN	3	36,255.00	205.75	5,235.84	14.4%			0.0%	5,236	14.4%
HTH 212	20342	1	Y	N	PERM	B	KITCHEN HELPER	2	35,200.50	425.75	9,615.39	27.3%			0.0%	9,615	27.3%
HTH 212	54799	10	Y	N	PERM	B	CERTIFIED NURSE AIDE FP	4	36,091.73	447.50	11,061.13	30.6%			0.0%	11,061	30.6%
HTH 212	58091	79	N	N	TEMP	B	REGISTERED PROF NURSE III	20	4,061.16	7.00	407.09	10.0%			0.0%	407	10.0%
HTH 212	56008	3	Y	N	PERM	B	PRE AUDIT CLERK II	13	33,867.74	479.75	11,447.46	33.8%			0.0%	11,447	33.8%
HTH 212	55977	3	Y	N	PERM	B	PATIENT ACCESS REP II	13	35,055.50	223.50	5,389.17	15.4%			0.0%	5,389	15.4%
HTH 212	46205	1	Y	N	PERM	B	ENVIRON SVCS WKR II	2	35,200.50	176.00	4,449.39	12.6%			0.0%	4,449	12.6%
HTH 212	22899	10	Y	N	PERM	B	CERTIFIED NURSE AIDE FP	4	36,150.00	1,018.50	24,056.59	66.5%	70	652.15	1.8%	24,709	68.4%
HTH 212	33932	10	Y	N	PERM	B	CERTIFIED NURSE AIDE FP	4	36,150.00	1,359.00	29,870.80	82.6%	21.75	298.3175	0.8%	30,169	83.5%
HTH 212	20496	9	Y	N	PERM	B	REGISTERED PROF NURSE III	20	94,484.04	951.27	54,578.66	57.8%			0.0%	54,579	57.8%
HTH 212	54261	10	Y	N	PERM	B	CERTIFIED NURSE AIDE FP	4	26,009.35	227.00	5,247.49	20.2%	14.25	370.6425	1.4%	5,618	21.6%
HTH 212	53904	10	Y	N	PERM	B	CERTIFIED NURSE AIDE FP	4	36,096.00	248.25	5,980.00	16.6%			0.0%	5,980	16.6%
HTH 212	30274	10	Y	N	PERM	B	CERTIFIED NURSE AIDE FP	4	36,086.74	1,021.75	23,202.62	64.3%	4	104.04	0.3%	23,307	64.6%
HTH 212	22739	10	Y	N	PERM	B	CERTIFIED NURSE AIDE FP	4	29,271.93	324.75	7,806.96	26.7%	61	1419.73	4.9%	9,227	31.5%
HTH 212	54280	9	Y	N	PERM	B	REGISTERED PROF NURSE III	20	85,174.74	172.10	9,833.21	11.5%			0.0%	9,833	11.5%
HTH 212	47561	1	Y	N	PERM	B	STEAM PLANT OPERATOR I	5	39,166.50	468.00	11,860.21	30.3%	211.5	5313.5325	13.6%	17,174	43.8%
HTH 212	47610	10	Y	N	PERM	B	PSYCHIATRIC AIDE FP	6	38,652.00	551.50	13,576.75	35.1%			0.0%	13,577	35.1%
HTH 212	20608	10	Y	N	PERM	B	LICENSED PRACTICAL NURSE FP	8	41,313.53	177.00	5,564.70	13.5%			0.0%	5,565	13.5%
HTH 212	44743	10	Y	N	PERM	B	CERTIFIED NURSE AIDE FP	4	27,610.42	175.75	4,427.51	16.0%			0.0%	4,428	16.0%
HTH 212	57747	70	N	N	TEMP	B	NURSE AIDE ENTRY	2	5,208.96	46.50	1,130.83	21.7%			0.0%	1,131	21.7%
HTH 212	56506	9	Y	N	PERM	B	REGISTERED PROF NURSE IV	22	102,603.48	248.00	16,153.76	15.7%			0.0%	16,154	15.7%
HTH 212	20663	10	Y	N	PERM	B	OPERATING ROOM ASST FP	6	41,670.00	188.00	4,871.66	11.7%			0.0%	4,872	11.7%
HTH 212	53518	3	Y	N	PERM	B	PATIENT ACCESS REP III	15	34,238.50	278.25	6,341.45	18.5%			0.0%	6,341	18.5%
HTH 212	22731	10	Y	N	PERM	B	CERTIFIED NURSE AIDE FP	4	36,095.63	1,171.75	28,496.86	78.9%	146.5	1316.605	3.6%	29,813	82.6%
HTH 212	20692	10	Y	N	PERM	B	CERTIFIED NURSE AIDE FP	4	36,091.92	382.25	9,213.98	25.5%	8.5	221.085	0.6%	9,435	26.1%
HTH 212	52177	9	Y	N	PERM	B	REGISTERED PROF NURSE III	20	50,841.35	128.25	7,694.87	15.1%	8	187.84	0.4%	7,883	15.5%
HTH 212	47839	9	Y	N	PERM	B	REGISTERED PROF NURSE III	20	99,596.50	208.75	10,883.48	10.9%	24	1732.68	1.7%	12,616	12.7%
HTH 212	56756	13	Y	N	PERM	B	PHARMACIST I	22	46,919.53	121.75	7,514.83	16.0%	17.5	1121.5625	2.4%	8,636	18.4%
HTH 212	42034	3	Y	N	PERM	B	HEALTH UNIT CLERK II	10	35,055.50	147.50	3,599.82	10.3%			0.0%	3,600	10.3%
HTH 212	49240	9	Y	N	PERM	B	REGISTERED PROF NURSE III	20	11,783.64	34.00	1,560.31	13.2%	8	503.16	4.3%	2,063	17.5%

Department of Health - Hawaii Health Systems Corporation  
Overtime Position List

Table 18

(Only for Positions the Sum of Overtime Paid and Value of Compensatory Time for which was at Least 10% of Base Pay during FY15)

HTH 212	20571	10	Y	N	PERM	B	RESTORATIVE NURSE AIDE	4	36,096.00	363.00	7,700.36	21.3%			0.0%	7,700	21.3%
HTH 212	50594	10	Y	N	PERM	B	LICENSED PRACTICAL NURSE FP	8	35,994.50	147.00	4,960.94	13.8%			0.0%	4,961	13.8%
HTH 212	54543	9	Y	N	PERM	B	REGISTERED PROF NURSE III	20	100,104.00	327.50	15,839.80	15.8%	168.5	12164.8575	12.2%	28,005	28.0%
HTH 212	57313	70	N	N	TEMP	B	CERTIFIED NURSE AIDE FP	4	8,753.56	162.75	4,252.64	48.6%			0.0%	4,253	48.6%
HTH 212	31696	3	Y	N	PERM	B	PATIENT ACCESS REP I	11	10,685.66	88.25	1,562.48	14.6%			0.0%	1,562	14.6%
HTH 212	20465	29	Y	N	PERM	B	REGISTERED PROF NURSE V	23	109,084.50	180.00	15,008.53	13.8%	30	2524.5	2.3%	17,533	16.1%
HTH 212	20614	10	Y	N	PERM	B	LICENSED PRACTICAL NURSE FP	8	41,594.50	307.00	9,623.97	23.1%			0.0%	9,624	23.1%
HTH 212	57754	70	N	N	TEMP	B	CERTIFIED NURSE AIDE FP	4	18,769.15	186.00	4,621.42	24.6%			0.0%	4,621	24.6%
HTH 212	54627	10	Y	N	PERM	B	CERTIFIED NURSE AIDE FP	4	35,924.63	304.00	6,211.95	17.3%	11	287.07	0.8%	6,499	18.1%
HTH 212	57763	13	Y	N	PERM	B	IMAGING SPECIALIST III	20	57,159.74	170.00	6,783.24	11.9%	3	127.17	0.2%	6,910	12.1%
HTH 212	47253	10	Y	N	PERM	B	RESPIRATORY THERAPY TECH FP	12	52,729.00	170.00	5,874.24	11.1%	12	497.88	0.9%	6,372	12.1%
HTH 212	50233	1	Y	N	PERM	B	ENVIRON SVCS WKR II	2	26,550.56	105.75	2,684.24	10.1%	3	76.275	0.3%	2,761	10.4%
HTH 212	20539	9	Y	N	TEMP	B	REGISTERED PROF NURSE III	20	36,373.88	57.25	3,646.86	10.0%			0.0%	3,647	10.0%
HTH 212	20641	10	Y	N	PERM	B	LICENSED PRACTICAL NURSE FP	8	48,678.15	428.75	10,805.69	22.2%	160.75	2738.82875	5.6%	13,545	27.8%
HTH 212	20340	1	Y	N	PERM	B	KITCHEN HELPER	2	35,200.50	1,269.50	22,353.24	63.5%	8	207.48	0.6%	22,561	64.1%
HTH 212	57747	70	N	N	TEMP	B	NURSE AIDE ENTRY	2	1,956.72	16.00	390.96	20.0%			0.0%	391	20.0%
HTH 212	26964	10	Y	N	PERM	B	RESPIRATORY THERAPY TECH FP	12	52,729.00	145.25	6,020.96	11.4%			0.0%	6,021	11.4%
HTH 212	20374	1	Y	N	PERM	B	ENVIRON SVCS WKR II	2	35,200.50	392.25	9,345.51	26.5%	13.75	356.60625	1.0%	9,702	27.6%
HTH 212	54790	10	Y	N	PERM	B	CERTIFIED NURSE AIDE FP	4	35,788.55	588.00	13,924.21	38.9%	81.5	2080.525	5.8%	16,005	44.7%
HTH 212	33947	3	Y	N	PERM	B	CLERK IV	10	28,825.50	178.75	3,461.51	12.0%			0.0%	3,462	12.0%
HTH 212	57674	13	Y	N	PERM	B	IMAGING SPECIALIST IV	22	59,469.59	174.50	6,698.16	11.3%			0.0%	6,698	11.3%
HTH 212	45802	10	Y	N	PERM	B	CERTIFIED NURSE AIDE FP	4	36,150.00	1,501.50	27,578.29	76.3%	32	278.08	0.8%	27,856	77.1%
HTH 212	20471	9	Y	N	PERM	B	REGISTERED PROF NURSE III	20	97,457.75	228.00	14,324.64	14.7%	5.5	387.42	0.4%	14,712	15.1%
HTH 212	46628	9	Y	N	PERM	B	REGISTERED PROF NURSE IV	22	102,263.28	206.25	13,473.68	13.2%			0.0%	13,474	13.2%
HTH 212	55978	3	Y	N	PERM	B	PATIENT ACCESS REP III	15	32,934.54	140.25	3,578.78	10.9%			0.0%	3,579	10.9%
HTH 212	44744	10	Y	N	TEMP	B	CERTIFIED NURSE AIDE ENTRY	2	25,915.29	132.25	3,238.36	12.5%	11.5	281.0025	1.1%	3,519	13.6%
HTH 212	56502	9	Y	N	PERM	B	REGISTERED PROF NURSE IV	22	105,096.00	262.50	17,657.70	16.8%			0.0%	17,658	16.8%
HTH 212	20647	10	Y	N	PERM	B	PSYCHIATRIC AIDE FP	6	38,592.13	656.00	16,426.43	42.6%	10.5	292.41	0.8%	16,719	43.3%
HTH 212	57621	9	Y	N	PERM	B	REGISTERED PROF NURSE III	20	43,480.54	89.50	5,038.90	11.6%			0.0%	5,039	11.6%
HTH 212	33107	10	Y	N	PERM	B	RESPIRATORY THERAPY TECH FP	12	2,710.27	11.75	469.27	17.3%			0.0%	469	17.3%
HTH 212	57746	70	N	N	TEMP	B	NURSE AIDE ENTRY	2	21,378.88	95.25	2,336.91	10.9%			0.0%	2,337	10.9%
HTH 212	38487	3	Y	N	TEMP	B	CLERK IV	10	6,199.50	35.00	726.43	11.7%			0.0%	726	11.7%
HTH 212	20309	3	Y	N	PERM	B	PATIENT ACCESS REP II	13	32,408.00	217.75	4,976.76	15.4%			0.0%	4,977	15.4%
HTH 212	55767	10	Y	N	PERM	B	TELEMETRY TECHNICIAN FP	8	41,589.67	144.25	4,256.17	10.2%			0.0%	4,256	10.2%
HTH 212	41291	9	Y	N	PERM	B	REGISTERED PROF NURSE III	20	67,990.17	162.25	8,358.05	12.3%	74	4711.71	6.9%	13,070	19.2%
HTH 212	47604	3	Y	N	PERM	B	CODER III	17	56,172.00	332.75	14,317.81	25.5%			0.0%	14,318	25.5%
HTH 212	33925	10	Y	N	PERM	B	CERTIFIED NURSE AIDE FP	4	35,921.15	383.75	9,156.96	25.5%	8	209.04	0.6%	9,366	26.1%
HTH 212	20678	10	Y	N	PERM	B	CERTIFIED NURSE AIDE FP	4	35,967.95	968.75	21,702.65	60.3%	18	382.48	1.1%	22,085	61.4%
HTH 212	22742	10	Y	N	PERM	B	CERTIFIED NURSE AIDE FP	4	25,089.56	198.25	4,788.45	19.1%			0.0%	4,788	19.1%
HTH 212	53713	13	Y	N	PERM	B	PHARMACIST I	22	45,676.45	153.75	11,772.46	25.8%			0.0%	11,772	25.8%
HTH 212	54235	10	Y	N	PERM	B	CERTIFIED NURSE AIDE FP	4	36,091.71	218.00	5,391.04	14.9%			0.0%	5,391	14.9%
HTH 212	30855	9	Y	N	PERM	B	REGISTERED PROF NURSE III	20	97,500.00	192.50	11,774.17	12.1%			0.0%	11,774	12.1%
HTH 212	57679	9	Y	N	TEMP	B	REGISTERED PROF NURSE IV	22	9,744.36	15.50	1,106.10	11.4%			0.0%	1,106	11.4%
HTH 212	20359	1	Y	N	PERM	B	KITCHEN HELPER	2	34,926.22	437.50	9,614.19	27.5%			0.0%	9,614	27.5%
HTH 212	56646	9	Y	N	PERM	B	REGISTERED PROF NURSE III	20	86,032.06	158.70	8,811.27	10.2%			0.0%	8,811	10.2%
HTH 212	23436	3	Y	N	PERM	B	CODER III	17	49,968.00	130.50	5,030.25	10.1%			0.0%	5,030	10.1%
HTH 212	46636	9	Y	N	PERM	B	REGISTERED PROF NURSE III	20	12,819.54	96.25	5,500.38	42.9%			0.0%	5,500	42.9%
HTH 212	58006	70	N	N	TEMP	B	NURSE AIDE ENTRY	2	11,793.06	59.25	1,453.44	12.3%			0.0%	1,453	12.3%
HTH 212	54612	1	Y	N	PERM	B	KITCHEN HELPER	2	35,200.50	915.25	18,901.97	53.7%			0.0%	18,902	53.7%

Department of Health - Hawaii Health Systems Corporation  
Overtime Position List

Table 18

(Only for Positions the Sum of Overtime Paid and Value of Compensatory Time for which was at Least 10% of Base Pay during FY15)

HTH 212	20329	1	Y	N	PERM	B	COOK II	8	35,979.59	641.25	13,699.42	38.1%	16	135.6	0.4%	13,835	38.5%
HTH 212	57168	9	Y	N	PERM	B	REGISTERED PROF NURSE III	20	58,506.83	180.75	10,907.81	18.6%	40.5	2474.8675	4.2%	13,383	22.9%
HTH 212	55976	63	N	N	TEMP	B	PATIENT ACCESS REP I	13	13,487.04	93.25	2,183.44	16.2%			0.0%	2,183	16.2%
HTH 212	54917	9	Y	N	PERM	B	REGISTERED PROF NURSE III	20	97,500.00	541.75	29,978.15	30.7%	4	281.76	0.3%	30,260	31.0%
HTH 212	55103	10	Y	N	PERM	B	RESTORATIVE NURSE AIDE	4	36,210.23	940.50	21,797.35	60.2%	36	936.325	2.6%	22,734	62.8%
HTH 212	57261	10	Y	N	PERM	B	NURSE AIDE FP	4	36,035.33	172.25	4,405.97	12.2%			0.0%	4,406	12.2%
HTH 212	55620	9	Y	N	PERM	B	REGISTERED PROF NURSE III	20	95,382.39	331.00	21,706.06	22.8%	4	274.86	0.3%	21,981	23.0%
HTH 212	52208	1	Y	N	PERM	B	KITCHEN HELPER	2	34,931.93	455.00	9,936.62	28.4%			0.0%	9,937	28.4%
HTH 212	56742	3	Y	N	PERM	B	SECRETARY I	12	31,794.00	163.00	3,707.70	11.7%			0.0%	3,708	11.7%
HTH 212	20350	61	N	N	TEMP	B	KITCHEN HELPER	2	5,532.80	54.25	1,406.97	25.4%			0.0%	1,407	25.4%
HTH 212	54798	10	Y	N	PERM	B	CERTIFIED NURSE AIDE FP	4	36,096.00	522.25	12,817.50	35.5%	5	43.35	0.1%	12,861	35.6%
HTH 212	42134	10	Y	N	PERM	B	SURGICAL TECHNICIAN FP	8	48,652.85	1,328.27	36,975.36	76.0%	3	67.57	0.1%	37,043	76.1%
HTH 212	56217	10	Y	N	PERM	B	LICENSED PRACTICAL NURSE FP	8	41,589.79	173.00	5,684.45	13.7%			0.0%	5,684	13.7%
HTH 212	20329	1	Y	N	PERM	B	COOK II	8	26,350.82	227.25	4,925.38	18.7%	108.75	2439.1825	9.3%	7,365	27.9%
HTH 212	55072	10	Y	N	PERM	B	LICENSED PRACTICAL NURSE FP	8	41,212.37	457.75	11,567.57	28.1%			0.0%	11,568	28.1%
HTH 212	33919	10	Y	N	PERM	B	CERTIFIED NURSE AIDE FP	4	35,863.81	707.75	14,831.51	41.4%			0.0%	14,832	41.4%
HTH 212	20397	1	Y	N	PERM	B	LAUNDRY WORKER II	3	38,814.00	572.50	12,537.17	32.3%	0.5	13.995	0.0%	12,551	32.3%
HTH 212	47252	10	Y	N	PERM	B	RESPIRATORY THERAPY TECH FP	12	62,217.39	174.50	6,913.85	11.1%	4.5	214.65	0.3%	7,129	11.5%
HTH 212	30286	9	Y	N	PERM	B	REGISTERED PROF NURSE III	20	79,697.63	179.75	8,485.41	10.6%			0.0%	8,485	10.6%
HTH 212	57349	9	Y	N	PERM	B	REGISTERED PROF NURSE IV	22	97,579.50	397.00	22,356.77	22.9%	56	3848.04	3.9%	26,205	26.9%
HTH 212	47404	3	Y	N	TEMP	B	PATIENT ACCESS REP I	11	13,878.33	61.75	1,395.79	10.1%			0.0%	1,396	10.1%
HTH 212	44774	9	Y	N	PERM	B	REGISTERED PROF NURSE III	20	29,197.00	51.75	3,210.13	11.0%	4	307.56	1.1%	3,518	12.0%
HTH 212	42026	1	Y	N	PERM	B	ENVIRON SVCS WKR II	2	35,090.33	258.75	6,540.32	18.6%	11.5	295.1925	0.8%	6,836	19.5%
HTH 212	33250	1	Y	N	PERM	B	ENVIRON SVCS WKR II	2	35,200.50	462.00	11,488.32	32.6%	27	229.6125	0.7%	11,718	33.3%
HTH 212	57315	70	N	N	TEMP	B	CERTIFIED NURSE AIDE ENTRY	2	10,681.43	219.75	5,395.95	50.5%			0.0%	5,396	50.5%
HTH 212	57755	70	N	N	TEMP	B	CERTIFIED NURSE AIDE ENTRY	2	6,417.04	74.75	1,835.49	28.6%			0.0%	1,835	28.6%
HTH 212	54983	9	Y	N	PERM	B	REGISTERED PROF NURSE III	20	35,071.64	428.50	14,871.99	42.4%			0.0%	14,872	42.4%
HTH 212	44748	10	Y	N	PERM	B	CERTIFIED NURSE AIDE FP	4	30,960.19	190.75	4,426.01	14.3%	42.5	1023.425	3.3%	5,449	17.6%
HTH 212	55994	29	Y	N	PERM	B	REGISTERED PROF NURSE VI	24	103,995.15	157.10	11,408.54	11.0%			0.0%	11,409	11.0%
HTH 212	55615	9	Y	N	PERM	B	REGISTERED PROF NURSE III	20	52,522.56	100.85	5,746.63	10.9%	16.5	1057.5425	2.0%	6,804	13.0%
HTH 212	55615	9	Y	N	PERM	B	REGISTERED PROF NURSE III	20	31,416.35	65.25	3,614.13	11.5%			0.0%	3,614	11.5%
HTH 212	26961	10	Y	N	PERM	B	PHARMACY TECHNICIAN FP	6	38,297.18	173.75	4,478.25	11.7%	1	27.945	0.1%	4,506	11.8%
HTH 212	57255	9	Y	N	PERM	B	REGISTERED PROF NURSE III	20	83,040.86	227.25	11,232.55	13.5%			0.0%	11,233	13.5%
HTH 212	52172	13	Y	N	PERM	B	INFORMATION SYSTEMS SPCLT V	24	64,715.50	164.00	6,668.01	10.3%	4.75	223.5825	0.3%	6,892	10.6%
HTH 212	58020	10	Y	N	TEMP	B	EMERGENCY ROOM ASST FP	8	866.00	8.00	239.82	27.7%			0.0%	240	27.7%
HTH 212	20337	1	Y	N	PERM	B	ASSISTANT TO THE DIETITIAN	3	36,254.74	357.50	8,418.95	23.2%	84	1520.68	4.2%	9,940	27.4%
HTH 212	57445	10	Y	N	PERM	B	LICENSED PRACTICAL NURSE FP	8	14,774.47	52.25	1,573.98	10.7%			0.0%	1,574	10.7%
HTH 212	45801	10	Y	N	PERM	B	CERTIFIED NURSE AIDE FP	4	35,986.90	698.25	18,015.38	50.1%	130	1218	3.4%	19,233	53.4%
HTH 212	53444	3	Y	N	PERM	B	PATIENT ACCESS REP IV	17	39,269.56	340.25	9,201.09	23.4%			0.0%	9,201	23.4%
HTH 212	57794	9	Y	N	TEMP	B	REGISTERED PROF NURSE III	20	4,942.00	16.00	638.49	12.9%			0.0%	638	12.9%
HTH 212	55739	3	Y	N	PERM	B	PATIENT ACCESS REP I	11	18,060.95	169.25	3,083.49	17.1%			0.0%	3,083	17.1%
HTH 212	54164	9	Y	N	PERM	B	REGISTERED PROF NURSE III	20	67,244.40	158.00	7,878.45	11.7%	0.5	30.24	0.0%	7,909	11.8%
HTH 212	20330	1	Y	N	PERM	B	COOK II	8	41,831.81	819.75	14,040.45	33.6%	27	864.57	2.1%	14,905	35.6%
HTH 212	33923	10	Y	N	PERM	B	CERTIFIED NURSE AIDE FP	4	35,872.51	454.25	11,292.67	31.5%			0.0%	11,293	31.5%
HTH 212	20426	3	Y	N	PERM	B	HEALTH INFO CLK II	10	26,831.64	326.75	6,655.63	24.8%	4	84.915	0.3%	6,741	25.1%
HTH 212	57603	29	Y	N	PERM	B	REGISTERED PROF NURSE V	23	108,094.50	226.50	15,759.37	14.6%			0.0%	15,759	14.6%
HTH 212	55992	10	Y	N	PERM	B	CERTIFIED NURSE AIDE FP	4	35,608.55	464.75	10,986.95	30.9%	23	199.83	0.6%	11,187	31.4%
HTH 212	55381	3	Y	N	PERM	B	INFO SYSTEMS SUPPT TECH II	15	39,428.50	144.25	4,082.24	10.4%	0.25	7.12125	0.0%	4,089	10.4%
HTH 212	56945	9	Y	N	PERM	B	REGISTERED PROF NURSE IV	22	110,400.00	148.25	11,776.74	10.7%	1	79.62	0.1%	11,856	10.7%



Department of Health - Hawaii Health Systems Corporation  
Overtime Position List

Table 18

(Only for Positions the Sum of Overtime Paid and Value of Compensatory Time for which was at Least 10% of Base Pay during FY15)

HTH 212	20521	9	Y	N	PERM	B	REGISTERED PROF NURSE III	20	51,303.28	107.50	7,086.66	13.8%			0.0%	7,087	13.8%
HTH 212	20497	9	Y	N	PERM	B	REGISTERED PROF NURSE III	20	60,967.39	120.25	7,248.77	11.9%			0.0%	7,249	11.9%
HTH 212	46635	9	Y	N	PERM	B	REGISTERED PROF NURSE III	20	27,029.77	49.50	3,318.54	12.3%			0.0%	3,319	12.3%
HTH 212	54271	9	Y	N	PERM	B	REGISTERED PROF NURSE III	20	89,159.77	165.75	10,144.67	11.4%			0.0%	10,145	11.4%
HTH 212	56658	9	Y	N	PERM	B	REGISTERED PROF NURSE III	20	91,962.00	327.00	16,265.80	17.7%	51	3395.295	3.7%	19,661	21.4%
HTH 212	55042	9	Y	N	PERM	B	REGISTERED PROF NURSE III	20	100,104.00	488.00	28,138.34	28.1%			0.0%	28,138	28.1%
HTH 212	20450	13	Y	N	PERM	B	IMAGING SPECIALIST II	18	51,027.08	179.75	6,173.04	12.1%			0.0%	6,173	12.1%
HTH 212	55758	13	Y	N	PERM	B	MATERIALS MGMT SPLCLST V	24	75,139.55	337.50	16,322.34	21.7%			0.0%	16,322	21.7%
HTH 212	33933	10	Y	N	PERM	B	EMERGENCY ROOM ASST FP	8	41,670.00	279.75	7,438.53	17.9%			0.0%	7,439	17.9%
HTH 212	20736	1	Y	N	PERM	B	KITCHEN HELPER	2	35,200.50	527.25	11,419.60	32.4%	47.25	407.8325	1.2%	11,827	33.6%
HTH 212	58005	70	N	N	TEMP	B	NURSE AIDE ENTRY	2	18,737.40	100.25	2,264.48	12.1%			0.0%	2,264	12.1%
HTH 212	20543	9	Y	N	TEMP	B	REGISTERED PROF NURSE III	20	6,918.83	37.75	2,238.72	32.4%			0.0%	2,239	32.4%
HTH 212	20339	1	Y	N	PERM	B	KITCHEN HELPER	2	35,259.00	671.00	13,400.84	38.0%			0.0%	13,401	38.0%
HTH 212	20587	10	Y	N	PERM	B	LICENSED PRACTICAL NURSE FP	8	48,674.00	289.00	9,567.44	19.7%	4	134.7	0.3%	9,702	19.9%
HTH 212	20387	13	Y	N	PERM	B	MEDICAL TECHNOLOGIST IV	22	70,188.00	429.25	21,312.75	30.4%			0.0%	21,313	30.4%
HTH 212	20488	9	Y	N	PERM	B	REGISTERED PROF NURSE III	20	86,096.19	180.50	9,572.86	11.1%			0.0%	9,573	11.1%
HTH 212	55353	3	Y	N	PERM	B	HEALTH INFO TECH I	11	27,139.31	183.75	3,669.58	13.5%	43	861.075	3.2%	4,531	16.7%
HTH 212	57526	9	Y	N	PERM	B	REGISTERED PROF NURSE III	20	86,031.45	361.75	19,049.06	22.1%	74.25	3863.23875	4.5%	22,912	26.6%
HTH 212	57756	70	N	N	TEMP	B	CERTIFIED NURSE AIDE FP	4	4,585.82	21.75	568.32	12.4%			0.0%	568	12.4%
HTH 212	20402	1	Y	N	PERM	B	LAUNDRY WORKER I	3	36,195.50	196.00	5,120.70	14.1%			0.0%	5,121	14.1%
HTH 212	56647	73	N	N	TEMP	B	PHYSICAL THERAPIST III	20	3,653.94	18.00	810.00	22.2%			0.0%	810	22.2%
HTH 212	56523	3	Y	N	PERM	B	PRE AUDIT CLERK I	11	31,186.00	247.75	5,576.91	17.9%	16	360.48	1.2%	5,937	19.0%
HTH 212	55593	3	Y	N	PERM	B	PRE AUDIT CLERK II	13	36,409.50	225.00	5,917.30	16.3%			0.0%	5,917	16.3%
HTH 212	20383	1	Y	N	PERM	B	ENVIRON SVCS WKR II	2	35,066.95	483.25	11,428.97	32.6%			0.0%	11,429	32.6%
HTH 212	55738	4	Y	N	PERM	B	PRE AUDIT CLERK IV	17	49,968.00	204.00	7,308.48	14.6%	8.5	306.255	0.6%	7,615	15.2%
HTH 212	20579	10	Y	N	PERM	B	NURSE AIDE ENTRY	2	4,063.99	23.25	456.24	11.2%			0.0%	456	11.2%
HTH 212	20421	1	Y	N	PERM	B	CARPENTER I	9	47,184.88	254.00	7,786.58	16.5%			0.0%	7,787	16.5%
HTH 212	54482	10	Y	N	PERM	B	IMAGING ASST FP	6	1,614.50	8.00	223.55	13.8%			0.0%	224	13.8%
HTH 212	20636	10	Y	N	PERM	B	OPERATING ROOM ASST ENTRY	4	36,304.00	329.00	7,295.92	20.1%	8	209.04	0.6%	7,505	20.7%
HTH 212	54443	3	Y	N	PERM	B	CLERK III	8	33,947.97	191.75	4,311.85	12.7%			0.0%	4,312	12.7%
HTH 212	54266	10	Y	N	PERM	B	RESPIRATORY THERAPY TECH FP	12	52,729.00	293.00	8,602.68	16.3%	18.5	501.58375	1.0%	9,104	17.3%
HTH 212	20333	1	Y	N	PERM	B	KITCHEN HELPER	2	35,200.50	795.00	14,282.04	40.6%			0.0%	14,282	40.6%
HTH 212	109509	0	N	N	PERM	B	PRIVATE SECRETARY	N	42,611.72	222.25	7,011.21	16.5%	161	4699.18875	11.0%	11,710	27.5%
HTH 212	20345	1	Y	N	PERM	B	KITCHEN HELPER	2	35,187.73	272.25	6,923.88	19.7%	4.5	64.3275	0.2%	6,988	19.9%
HTH 212	58017	2	Y	N	PERM	B	COOK IV	108	20,577.63	105.25	3,516.59	17.1%	8	281.52	1.4%	3,798	18.5%
HTH 212	57848	9	Y	N	PERM	B	REGISTERED PROF NURSE III	20	14,664.23	31.00	1,761.09	12.0%			0.0%	1,761	12.0%
HTH 212	38578	10	Y	N	PERM	B	PHARMACY TECHNICIAN FP	6	38,318.24	221.75	5,193.20	13.6%			0.0%	5,193	13.6%
HTH 212	57766	70	N	N	TEMP	B	CERTIFIED NURSE AIDE FP	4	24,380.05	465.75	12,018.67	49.3%			0.0%	12,019	49.3%
HTH 212	38587	10	Y	N	PERM	B	CERTIFIED NURSE AIDE FP	4	35,533.99	163.25	4,215.87	11.9%			0.0%	4,216	11.9%
HTH 212	20512	9	Y	N	PERM	B	REGISTERED PROF NURSE III	20	61,263.15	118.00	6,966.38	11.4%			0.0%	6,966	11.4%
HTH 212	46670	10	Y	N	PERM	B	PSYCHIATRIC AIDE FP	6	38,592.50	203.50	5,515.90	14.3%	26.25	730.31625	1.9%	6,246	16.2%
HTH 212	20331	1	Y	N	PERM	B	COOK II	8	44,063.42	374.00	9,066.87	20.6%	8	259.8	0.6%	9,327	21.2%
HTH 212	57747	70	N	N	TEMP	B	NURSE AIDE ENTRY	2	3,208.07	16.00	461.04	14.4%			0.0%	461	14.4%
HTH 212	20381	1	Y	N	PERM	B	ENVIRON SVCS WKR II	2	35,200.50	1,163.00	26,318.67	74.8%			0.0%	26,319	74.8%
HTH 212	53845	9	Y	N	PERM	B	REGISTERED PROF NURSE III	20	85,181.44	227.05	11,895.08	14.0%			0.0%	11,895	14.0%
HTH 212	33929	10	Y	N	PERM	B	CERTIFIED NURSE AIDE FP	4	36,076.00	1,514.75	34,423.39	95.4%	93.5	1733.745	4.8%	36,157	100.2%
HTH 212	55763	10	Y	N	PERM	B	TELEMETRY TECHNICIAN FP	8	41,025.52	299.75	8,071.32	19.7%	17	491.73	1.2%	8,563	20.9%
HTH 212	20523	9	Y	N	PERM	B	REGISTERED PROF NURSE III	20	78,501.31	190.50	12,716.20	16.2%	16	1072.56	1.4%	13,789	17.6%
HTH 212	26592	3	Y	N	PERM	B	MEDICAL TRANSCRIPTIONIST II	12	35,712.09	141.50	3,719.29	10.4%	2.5	65.7375	0.2%	3,785	10.6%

Department of Health - Hawaii Health Systems Corporation  
Overtime Position List

Table 18

(Only for Positions the Sum of Overtime Paid and Value of Compensatory Time for which was at Least 10% of Base Pay during FY15)

HTH 212	55290	10	Y	N	TEMP	B	RESPIRATORY THERAPY TECH FP	12	28,069.80	110.50	3,811.66	13.6%			0.0%	3,812	13.6%
HTH 212	20691	10	Y	N	PERM	B	LICENSED PRACTICAL NURSE FP	8	41,594.50	188.50	4,684.13	11.3%			0.0%	4,684	11.3%
HTH 212	22735	10	Y	N	PERM	B	CERTIFIED NURSE AIDE FP	4	36,096.00	625.25	13,593.70	37.7%	4	34.84	0.1%	13,629	37.8%
HTH 212	55241	3	Y	N	PERM	B	PATIENT ACCESS REP IV	17	49,962.34	432.75	15,406.57	30.8%			0.0%	15,407	30.8%
HTH 212	31186	3	Y	N	PERM	B	PATIENT ACCESS REP I	11	15,579.70	104.00	2,249.11	14.4%			0.0%	2,249	14.4%
HTH 212	54233	10	Y	N	PERM	B	TELEMETRY TECHNICIAN FP	8	41,594.50	246.00	6,426.92	15.5%	8	239.76	0.6%	6,667	16.0%
HTH 212	57317	10	Y	N	PERM	B	RESTORATIVE NURSE AIDE	4	36,087.42	361.25	7,480.11	20.7%			0.0%	7,480	20.7%
HTH 212	20366	1	Y	N	PERM	B	ENVIRON SVCS WKR II	2	35,200.50	342.25	8,351.70	23.7%	22	556.5	1.6%	8,908	25.3%
HTH 212	33249	1	Y	N	PERM	B	ENVIRON SVCS WKR II	2	31,049.62	197.00	4,811.06	15.5%			0.0%	4,811	15.5%
HTH 212	38504	10	Y	N	PERM	B	CERTIFIED NURSE AIDE FP	4	36,096.00	469.00	11,332.33	31.4%			0.0%	11,332	31.4%
HTH 212	44779	10	Y	N	PERM	B	CERTIFIED NURSE AIDE FP	4	35,828.00	185.50	4,604.98	12.9%	16	418.08	1.2%	5,023	14.0%
HTH 212	20579	10	Y	N	TEMP	B	NURSE AIDE FP	4	3,119.20	16.00	416.08	13.3%			0.0%	416	13.3%
HTH 212	30278	10	Y	N	PERM	B	SURGICAL TECHNICIAN FP	8	27,677.29	132.75	3,500.74	12.6%	15	469.7625	1.7%	3,971	14.3%
HTH 212	20511	9	Y	N	PERM	B	REGISTERED PROF NURSE III	20	44,827.50	113.00	5,816.33	13.0%			0.0%	5,816	13.0%
HTH 212	20468	9	Y	N	PERM	B	REGISTERED PROF NURSE III	20	85,753.11	252.90	13,324.88	15.5%	12	610.54	0.7%	13,935	16.3%
HTH 212	20365	1	Y	N	PERM	B	ENVIRON SVCS WKR II	2	33,760.50	352.00	8,655.91	25.6%	12	301.14	0.9%	8,957	26.5%
HTH 212	20581	10	Y	N	PERM	B	LICENSED PRACTICAL NURSE FP	8	33,830.41	216.75	6,267.66	18.5%			0.0%	6,268	18.5%
HTH 212	47837	9	Y	N	PERM	B	REGISTERED PROF NURSE III	20	83,938.93	165.90	9,313.93	11.1%	36.75	2153.24375	2.6%	11,467	13.7%
HTH 212	20638	10	Y	N	PERM	B	LICENSED PRACTICAL NURSE FP	8	48,621.73	185.50	6,312.20	13.0%			0.0%	6,312	13.0%
HTH 212	54633	10	Y	N	PERM	B	LICENSED PRACTICAL NURSE FP	8	48,664.50	178.25	6,014.99	12.4%	12.75	429.35625	0.9%	6,444	13.2%
HTH 212	21568	3	Y	N	PERM	B	CLERK TYPIST IV	12	37,919.00	273.25	7,468.84	19.7%	1.5	41.085	0.1%	7,510	19.8%
HTH 212	57786	13	Y	N	TEMP	B	GRADUATE PHARMACIST	20	10,010.84	20.00	1,206.34	12.1%			0.0%	1,206	12.1%
HTH 212	54522	3	Y	N	PERM	B	STORES CLERK II	8	31,186.00	152.00	3,417.70	11.0%			0.0%	3,418	11.0%
HTH 212	47888	9	Y	N	PERM	B	REGISTERED PROF NURSE III	20	100,088.00	139.75	10,070.72	10.1%			0.0%	10,071	10.1%
HTH 212	57695	70	N	N	TEMP	B	NURSE AIDE ENTRY	2	20,205.75	101.50	2,478.35	12.3%			0.0%	2,478	12.3%
HTH 212	54181	10	Y	N	PERM	B	CERTIFIED NURSE AIDE FP	4	36,091.73	399.50	9,513.75	26.4%			0.0%	9,514	26.4%
HTH 212	33921	10	Y	N	PERM	B	CERTIFIED NURSE AIDE FP	4	36,096.00	261.50	6,633.06	18.4%			0.0%	6,633	18.4%
HTH 212	55819	13	Y	N	PERM	B	IMAGING SPECIALIST IV	22	65,048.81	297.00	10,313.93	15.9%			0.0%	10,314	15.9%
HTH 212	55010	10	Y	N	PERM	B	LICENSED PRACTICAL NURSE FP	8	48,664.50	256.25	7,924.23	16.3%	2.5	28.0625	0.1%	7,952	16.3%
HTH 212	20373	1	Y	N	PERM	B	ENVIRON SVCS WKR II	2	35,200.50	657.00	15,033.51	42.7%	15.25	389.44875	1.1%	15,423	43.8%
HTH 212	44742	10	Y	N	PERM	B	NURSE AIDE ENTRY	2	3,363.00	29.50	724.25	21.5%	6.5	159.6075	4.7%	884	26.3%
HTH 212	55592	3	Y	N	PERM	B	PRE AUDIT CLERK I	11	47,947.00	201.25	6,960.18	14.5%	8.25	285.73875	0.6%	7,246	15.1%
HTH 212	53579	3	Y	N	PERM	B	PRE AUDIT CLERK I	11	33,611.64	161.00	3,908.07	11.6%	41	996.915	3.0%	4,905	14.6%
HTH 212	56312	9	Y	N	PERM	B	REGISTERED PROF NURSE III	20	88,416.15	170.25	11,303.80	12.8%			0.0%	11,304	12.8%
HTH 212	54791	10	Y	N	PERM	B	LICENSED PRACTICAL NURSE FP	8	39,306.55	229.00	6,489.31	16.5%			0.0%	6,489	16.5%
HTH 212	53423	1	Y	N	PERM	B	COOK II	8	44,069.00	489.25	11,943.47	27.1%			0.0%	11,943	27.1%
HTH 212	30285	9	Y	N	PERM	B	REGISTERED PROF NURSE IV	22	100,056.00	209.75	13,229.15	13.2%			0.0%	13,229	13.2%
HTH 212	56757	13	Y	N	PERM	B	PHARMACIST I	22	48,725.09	126.75	7,308.16	15.0%	10.25	642.535	1.3%	7,951	16.3%
HTH 212	40991	13	Y	N	PERM	B	IMAGING SPECIALIST II	18	59,370.16	198.25	7,574.92	12.8%			0.0%	7,575	12.8%
HTH 212	20311	3	Y	N	PERM	B	PATIENT ACCESS REP II	13	32,219.05	216.25	5,125.20	15.9%			0.0%	5,125	15.9%
HTH 212	20540	9	Y	N	PERM	B	REGISTERED PROF NURSE III	20	24,677.25	77.25	4,914.95	19.9%			0.0%	4,915	19.9%
HTH 212	54645	10	Y	N	PERM	B	CERTIFIED NURSE AIDE FP	4	35,160.39	334.50	8,276.75	23.5%	34.5	901.485	2.6%	9,178	26.1%
HTH 212	20338	70	N	N	TEMP	B	KITCHEN HELPER	2	5,947.76	32.50	842.89	14.2%			0.0%	843	14.2%
HTH 212	20380	1	Y	N	PERM	B	ENVIRON SVCS WKR II	2	35,075.28	193.25	4,887.10	13.9%			0.0%	4,887	13.9%
HTH 212	20364	1	Y	N	PERM	B	ENVIRON SVCS WKR II	2	35,200.50	284.50	6,773.75	19.2%	4	101.7	0.3%	6,875	19.5%
HTH 212	20382	1	Y	N	PERM	B	ENVIRON SVCS WKR II	2	35,200.50	725.00	16,941.59	48.1%	53	775.0275	2.2%	17,717	50.3%
HTH 212	56216	10	Y	N	PERM	B	CERTIFIED NURSE AIDE FP	4	36,096.00	185.25	4,124.34	11.4%			0.0%	4,124	11.4%
HTH 212	22744	10	Y	N	PERM	B	CERTIFIED NURSE AIDE FP	4	36,073.64	595.25	13,690.72	38.0%			0.0%	13,691	38.0%
HTH 212	57599	10	Y	N	PERM	B	CERTIFIED NURSE AIDE FP	4	33,240.59	375.25	7,601.58	22.9%	47.25	977.24875	2.9%	8,579	25.8%

Department of Health - Hawaii Health Systems Corporation

Table 18

Overtime Position List

(Only for Positions the Sum of Overtime Paid and Value of Compensatory Time for which was at Least 10% of Base Pay during FY15)

HTH 212	45287	1	Y	N	PERM	B	ENVIRON SVCS WKR II	2	35,194.75	200.50	4,919.75	14.0%	4	101.7	0.3%	5,021	14.3%
HTH 212	37440	9	Y	N	PERM	B	REGISTERED PROF NURSE III	20	97,500.00	424.75	23,528.70	24.1%	109.5	6586.14	6.8%	30,115	30.9%
HTH 212	56211	9	Y	N	PERM	B	REGISTERED PROF NURSE III	20	84,125.19	183.25	9,916.52	11.8%	49.5	2714.9175	3.2%	12,631	15.0%
HTH 212	44747	10	Y	N	PERM	B	CERTIFIED NURSE AIDE FP	4	3,470.24	26.25	642.47	18.5%			0.0%	642	18.5%
HTH 212	57434	70	N	N	TEMP	B	NURSE AIDE ENTRY	2	632.40	8.25	195.65	30.9%			0.0%	196	30.9%
HTH 212	56748	10	Y	N	PERM	B	NURSE AIDE FP	4	36,096.00	1,212.50	24,452.26	67.7%			0.0%	24,452	67.7%
HTH 212	20522	9	Y	N	PERM	B	REGISTERED PROF NURSE III	20	59,292.97	140.00	8,254.79	13.9%			0.0%	8,255	13.9%
HTH 212	47556	1	Y	N	PERM	B	STEAM PLANT OPERATOR I	5	16,153.00	195.50	5,206.47	32.2%			0.0%	5,206	32.2%
HTH 212	20354	1	Y	N	PERM	B	KITCHEN HELPER	2	35,200.50	244.00	6,210.95	17.6%			0.0%	6,211	17.6%
HTH 212	33266	1	Y	N	PERM	B	LAUNDRY HELPER I	2	35,200.50	210.75	4,269.01	12.1%			0.0%	4,269	12.1%
HTH 212	54983	9	Y	N	PERM	B	REGISTERED PROF NURSE III	20	46,179.62	280.50	15,552.89	33.7%			0.0%	15,553	33.7%
HTH 212	57435	70	N	N	TEMP	B	NURSE AIDE FP	4	26,318.89	145.75	3,799.36	14.4%			0.0%	3,799	14.4%
HTH 212	53482	1	Y	N	PERM	B	LAUNDRY HELPER I	2	35,259.00	302.00	6,049.84	17.2%			0.0%	6,050	17.2%
HTH 212	57530	9	Y	N	PERM	B	REGISTERED PROF NURSE IV	22	93,804.24	131.50	9,914.08	10.6%			0.0%	9,914	10.6%
HTH 212	20506	9	Y	N	PERM	B	REGISTERED PROF NURSE III	20	64,106.93	160.80	8,821.99	13.8%			0.0%	8,822	13.8%
HTH 212	41185	9	Y	N	PERM	B	REGISTERED PROF NURSE III	20	90,068.37	156.00	9,116.73	10.1%	4	274.86	0.3%	9,392	10.4%
HTH 212	54960	3	Y	N	PERM	B	STORES CLERK II	8	27,513.14	151.75	3,037.84	11.0%	2	40.05	0.1%	3,078	11.2%
HTH 212	20679	10	Y	N	PERM	B	CERTIFIED NURSE AIDE FP	4	35,358.41	156.25	4,050.85	11.5%			0.0%	4,051	11.5%
HTH 212	47580	1	Y	N	PERM	B	COOK II	8	44,069.00	224.25	4,869.61	11.0%	8	259.8	0.6%	5,129	11.6%
HTH 212	55043	9	Y	N	PERM	B	REGISTERED PROF NURSE III	20	4,729.84	12.00	542.77	11.5%			0.0%	543	11.5%
HTH 212	20670	10	Y	N	PERM	B	LICENSED PRACTICAL NURSE FP	8	21,767.98	151.00	3,677.15	16.9%			0.0%	3,677	16.9%
HTH 212	20404	1	Y	N	PERM	B	LAUNDRY HELPER I	2	1,963.13	8.00	207.49	10.6%			0.0%	207	10.6%
HTH 212	33108	10	Y	N	PERM	B	RESPIRATORY THERAPY TECH FP	12	62,229.06	156.50	7,220.30	11.6%	12.75	609.1725	1.0%	7,829	12.6%
HTH 212	25286	9	Y	N	PERM	B	REGISTERED PROF NURSE III	20	50,161.63	231.25	12,947.99	25.8%			0.0%	12,948	25.8%
HTH 212	30273	10	Y	N	PERM	B	CERTIFIED NURSE AIDE FP	4	36,096.00	392.75	8,970.65	24.9%			0.0%	8,971	24.9%
HTH 212	58015	29	Y	N	PERM	B	REGISTERED PROF NURSE VIII	25	124,594.78	225.50	20,247.84	16.3%	2.75	240.28125	0.2%	20,488	16.4%
HTH 212	20585	10	Y	N	PERM	B	NURSE AIDE FP	4	35,945.75	273.50	5,558.70	15.5%	8	209.04	0.6%	5,768	16.0%
HTH 212	20401	1	Y	N	PERM	B	LAUNDRY WORKER I	3	7,959.64	35.25	939.85	11.8%			0.0%	940	11.8%
HTH 212	38513	10	Y	N	PERM	B	CERTIFIED NURSE AIDE FP	4	36,096.00	165.25	3,816.69	10.6%	18	470.34	1.3%	4,287	11.9%
HTH 212	57077	1	Y	N	PERM	B	ENVIRON SVCS WKR II	2	22,713.40	192.25	4,583.97	20.2%	37.25	934.5825	4.1%	5,519	24.3%
HTH 212	34692	1	Y	N	PERM	B	ENVIRON SVCS WKR II	2	35,200.50	234.00	5,531.86	15.7%			0.0%	5,532	15.7%
HTH 212	20535	9	Y	N	PERM	B	REGISTERED PROF NURSE III	20	92,389.26	181.20	10,072.92	10.9%			0.0%	10,073	10.9%
HTH 212	55814	13	Y	N	PERM	B	IMAGING SPECIALIST IV	22	71,511.37	275.00	14,150.17	19.8%			0.0%	14,150	19.8%
HTH 212	55493	10	Y	N	PERM	B	PSYCHIATRIC AIDE FP	6	38,592.50	159.25	3,865.89	10.0%	39.5	1098.495	2.8%	4,964	12.9%
HTH 212	54853	10	Y	N	PERM	B	CERTIFIED NURSE AIDE FP	4	36,096.00	295.75	6,595.59	18.3%			0.0%	6,596	18.3%
HTH 212	20573	10	Y	N	PERM	B	LICENSED PRACTICAL NURSE FP	8	41,594.50	160.00	4,387.70	10.5%	8	239.76	0.6%	4,627	11.1%
HTH 212	56855	10	Y	N	PERM	B	OUTPATIENT CLINICAL ASST FP	6	38,592.50	178.00	4,946.41	12.8%	1	27.81	0.1%	4,974	12.9%
HTH 212	36120	13	Y	N	PERM	B	PHARMACIST I	22	57,067.62	97.25	5,900.45	10.3%	18.75	1454.625	2.5%	7,355	12.9%
HTH 212	20689	13	Y	N	PERM	B	ACCOUNTANT V	24	66,444.87	380.50	19,713.41	29.7%			0.0%	19,713	29.7%
HTH 212	57151	10	Y	N	PERM	B	TELEMETRY TECHNICIAN ENTRY	6	36,360.63	169.50	4,071.99	11.2%			0.0%	4,072	11.2%
HTH 212	20690	10	Y	N	PERM	B	CERTIFIED NURSE AIDE FP	4	35,922.72	1,297.25	30,664.27	85.4%			0.0%	30,664	85.4%
HTH 212	20583	10	Y	N	PERM	B	CERTIFIED NURSE AIDE FP	4	36,096.00	222.50	4,378.27	12.1%			0.0%	4,378	12.1%
HTH 212	55820	13	Y	N	PERM	B	IMAGING MULTI SPCLT	23	74,515.60	136.00	7,502.32	10.1%			0.0%	7,502	10.1%
HTH 212	20352	1	Y	N	PERM	B	KITCHEN HELPER	2	35,259.00	1,277.25	25,625.92	72.7%	146	2878.2	8.2%	28,504	80.8%
HTH 212	20314	3	Y	N	PERM	B	PATIENT ACCESS REP I	11	31,000.07	172.25	3,759.97	12.1%			0.0%	3,760	12.1%
HTH 212	41286	9	Y	N	PERM	B	REGISTERED PROF NURSE III	20	78,965.24	149.00	8,111.96	10.3%	48	2502.64	3.2%	10,615	13.4%
HTH 212	57756	70	N	N	TEMP	B	CERTIFIED NURSE AIDE ENTRY	2	17,113.18	600.25	14,646.20	85.6%			0.0%	14,646	85.6%
HTH 212	57609	1	Y	N	TEMP	B	ENVIRON SVCS WKR II	2	35,200.50	492.50	12,225.53	34.7%			0.0%	12,226	34.7%
HTH 212	41196	9	Y	N	PERM	B	REGISTERED PROF NURSE III	20	95,910.60	340.50	22,563.95	23.5%	4.5	199.58	0.2%	22,764	23.7%

Department of Health - Hawaii Health Systems Corporation  
Overtime Position List

Table 18

(Only for Positions the Sum of Overtime Paid and Value of Compensatory Time for which was at Least 10% of Base Pay during FY15)

HTH 212	55450	3	Y	N	PERM	B	CODER III	17	46,114.00	352.00	12,616.39	27.4%			0.0%	12,616	27.4%
HTH 212	34664	9	Y	N	PERM	B	REGISTERED PROF NURSE III	20	50,648.31	198.50	10,409.60	20.6%	6	274.86	0.5%	10,684	21.1%
HTH 212	20542	9	Y	N	PERM	B	REGISTERED PROF NURSE III	20	97,500.00	218.50	12,863.79	13.2%	32	1878.4	1.9%	14,742	15.1%
HTH 212	21498	10	Y	N	PERM	B	CERTIFIED NURSE AIDE FP	4	36,096.00	264.50	5,632.84	15.6%			0.0%	5,633	15.6%
HTH 212	47404	63	N	N	TEMP	B	PATIENT ACCESS REP I	11	8,861.09	61.75	1,335.66	15.1%			0.0%	1,336	15.1%
HTH 212	57248	9	Y	N	PERM	B	REGISTERED PROF NURSE III	20	92,804.50	441.00	24,766.60	26.7%	9	536.28	0.6%	25,303	27.3%
HTH 212	38486	10	Y	N	PERM	B	CERTIFIED NURSE AIDE FP	4	36,094.57	251.25	5,652.80	15.7%			0.0%	5,653	15.7%
HTH 212	54691	3	Y	N	PERM	B	CLERK IV	10	33,666.00	179.50	4,357.01	12.9%			0.0%	4,357	12.9%
HTH 212	20358	1	Y	N	PERM	B	KITCHEN HELPER	2	35,200.50	775.25	16,018.68	45.5%	10.75	270.9675	0.8%	16,290	46.3%
HTH 212	57684	3	Y	N	PERM	B	CLERK IV	10	27,971.78	135.00	2,810.85	10.0%	8.75	182.175	0.7%	2,993	10.7%
HTH 212	21567	13	Y	N	PERM	B	PHARMACIST I	22	48,011.08	99.50	6,999.81	14.6%	91.5	4688.62	9.8%	11,688	24.3%
HTH 212	20577	10	Y	N	PERM	B	LICENSED PRACTICAL NURSE FP	8	48,674.00	436.75	12,735.33	26.2%	19.5	658.6425	1.4%	13,394	27.5%
HTH 212	56515	3	Y	N	PERM	B	PATIENT ACCESS REP I	11	603.45	8.00	173.01	28.7%			0.0%	173	28.7%
HTH 212	20489	9	Y	N	PERM	B	REGISTERED PROF NURSE III	20	57,077.16	139.00	7,352.16	12.9%	34	2279.19	4.0%	9,631	16.9%
HTH 212	20336	1	Y	N	PERM	B	ASSISTANT TO THE DIETITIAN	3	29,824.55	296.25	5,629.31	18.9%	39.5	1028.9025	3.4%	6,658	22.3%
HTH 212	57780	79	N	N	TEMP	B	REGISTERED PROF NURSE III	20	12,681.28	24.00	1,376.52	10.9%			0.0%	1,377	10.9%
HTH 212	20477	29	Y	N	PERM	B	REGISTERED PROF NURSE V	23	109,084.50	276.25	19,953.30	18.3%	95.75	7426.42875	6.8%	27,380	25.1%
HTH 212	38762	9	Y	N	PERM	B	REGISTERED PROF NURSE III	20	100,104.00	325.50	19,359.01	19.3%			0.0%	19,359	19.3%
HTH 212	41187	9	Y	N	PERM	B	REGISTERED PROF NURSE III	20	51,994.22	141.00	7,955.53	15.3%			0.0%	7,956	15.3%
HTH 212	58019	10	Y	N	PERM	B	EMERGENCY ROOM ASST FP	8	39,775.61	159.25	4,173.10	10.5%			0.0%	4,173	10.5%
HTH 212	22729	10	Y	N	PERM	B	CERTIFIED NURSE AIDE FP	4	36,150.00	615.50	14,225.25	39.4%			0.0%	14,225	39.4%
HTH 212	54248	9	Y	N	PERM	B	REGISTERED PROF NURSE III	20	61,727.83	146.50	7,586.83	12.3%			0.0%	7,587	12.3%
HTH 212	30264	10	Y	N	PERM	B	LICENSED PRACTICAL NURSE FP	8	48,663.75	472.25	14,533.15	29.9%	12.5	437.8125	0.9%	14,971	30.8%
HTH 212	20314	3	Y	N	TEMP	B	PATIENT ACCESS REP I	11	6,400.91	35.25	664.68	10.4%			0.0%	665	10.4%
HTH 212	20532	9	Y	N	PERM	B	REGISTERED PROF NURSE III	20	100,104.00	185.00	11,045.13	11.0%			0.0%	11,045	11.0%
HTH 212	56505	9	Y	N	PERM	B	REGISTERED PROF NURSE IV	22	96,363.84	210.00	12,871.95	13.4%			0.0%	12,872	13.4%
HTH 212	55588	9	Y	N	PERM	B	REGISTERED PROF NURSE IV	22	102,481.18	142.00	10,336.46	10.1%	28.75	2125.63125	2.1%	12,462	12.2%
HTH 212	47403	3	Y	N	PERM	B	PATIENT ACCESS REP I	11	29,940.00	181.00	3,568.29	11.9%			0.0%	3,568	11.9%
HTH 212	56927	29	Y	N	PERM	B	REGISTERED PROF NURSE V	23	111,815.50	269.00	21,728.46	19.4%	155.5	12560.5125	11.2%	34,289	30.7%
HTH 212	20494	9	Y	N	PERM	B	REGISTERED PROF NURSE III	20	84,656.32	160.15	9,301.10	11.0%	78.5	4350.0975	5.1%	13,651	16.1%
HTH 212	57528	9	Y	N	PERM	B	REGISTERED PROF NURSE III	20	2,381.67	8.50	494.31	20.8%			0.0%	494	20.8%
HTH 212	58024	35	N	N	PERM	B	ADMINISTRATIVE SVCS OFFR I	1	71,477.80	274.50	13,659.40	19.1%			0.0%	13,659	19.1%
HTH 212	25290	9	Y	N	PERM	B	REGISTERED PROF NURSE III	20	90,552.00	262.50	15,406.61	17.0%	8	523.32	0.6%	15,930	17.6%
HTH 212	47664	13	Y	N	PERM	B	IMAGING SPECIALIST II	18	51,300.00	183.75	6,210.89	12.1%			0.0%	6,211	12.1%
HTH 212	20541	9	Y	N	PERM	B	REGISTERED PROF NURSE IV	22	93,844.56	176.85	11,636.61	12.4%	12	690.06	0.7%	12,327	13.1%
HTH 212	54439	9	Y	N	PERM	B	REGISTERED PROF NURSE III	20	96,684.20	175.25	11,017.06	11.4%	12.5	880.5	0.9%	11,898	12.3%
HTH 212	54555	9	Y	N	PERM	B	REGISTERED PROF NURSE III	20	10,920.00	20.00	1,163.07	10.7%			0.0%	1,163	10.7%
HTH 212	20552	10	Y	N	PERM	B	LICENSED PRACTICAL NURSE FP	8	17,250.74	250.25	7,398.11	42.9%			0.0%	7,398	42.9%
HTH 212	57748	79	N	N	TEMP	B	REGISTERED PROF NURSE III	20	6,691.90	31.50	1,831.89	27.4%			0.0%	1,832	27.4%
HTH 212	56305	29	Y	N	PERM	B	REGISTERED PROF NURSE VI	24	68,472.98	127.00	10,029.26	14.6%			0.0%	10,029	14.6%
HTH 212	20567	10	Y	N	PERM	B	LICENSED PRACTICAL NURSE FP	8	25,214.00	318.75	9,475.89	37.6%			0.0%	9,476	37.6%
HTH 212	31185	3	Y	N	PERM	B	PATIENT ACCESS REP IV	17	36,776.01	257.25	7,308.32	19.9%			0.0%	7,308	19.9%
HTH 212	44403	3	Y	N	PERM	B	STORES CLERK II	8	31,186.00	139.75	3,143.70	10.1%			0.0%	3,144	10.1%
HTH 212	20406	1	Y	N	PERM	B	LAUNDRY HELPER I	2	34,861.55	394.00	8,098.24	23.2%	12	303.12	0.9%	8,401	24.1%
HTH 212	57886	70	N	N	TEMP	B	PHARMACY AIDE FP	4	3,065.54	14.25	371.34	12.1%			0.0%	371	12.1%
HTH 212	56652	3	Y	N	TEMP	B	PATIENT ACCESS REP I	11	6,350.23	31.00	670.40	10.6%			0.0%	670	10.6%
HTH 212	57167	9	Y	N	PERM	B	REGISTERED PROF NURSE III	20	70,042.84	136.00	8,544.77	12.2%			0.0%	8,545	12.2%
HTH 212	56302	2	Y	N	PERM	B	INSTITUTION FOOD SVCS MGR II	108	49,684.00	194.75	6,223.51	12.5%			0.0%	6,224	12.5%
HTH 212	20526	9	Y	N	PERM	B	REGISTERED PROF NURSE III	20	91,398.00	168.75	10,093.62	11.0%	55.25	3529.28125	3.9%	13,623	14.9%

Department of Health - Hawaii Health Systems Corporation  
Overtime Position List

Table 18

(Only for Positions the Sum of Overtime Paid and Value of Compensatory Time for which was at Least 10% of Base Pay during FY15)

HTH 212	21489	3	Y	N	PERM	B	PATIENT ACCESS REP IV	17	39,428.50	301.50	8,131.02	20.6%			0.0%	8,131	20.6%
HTH 212	46672	10	Y	N	PERM	B	OPERATING ROOM AIDE ENTRY	2	31,250.24	241.75	4,916.03	15.7%	1	16.37	0.1%	4,932	15.8%
HTH 212	56660	1	Y	N	TEMP	B	ENVIRON SVCS WKR II	2	35,200.50	165.00	4,079.96	11.6%	16	402.84	1.1%	4,483	12.7%
HTH 212	20498	9	Y	N	PERM	B	REGISTERED PROF NURSE III	20	82,636.12	184.20	9,677.25	11.7%	8	523.32	0.6%	10,201	12.3%
HTH 212	53422	1	Y	N	PERM	B	KITCHEN HELPER	2	35,200.50	678.75	15,639.26	44.4%	34.25	848.0175	2.4%	16,487	46.8%
HTH 212	54416	10	Y	N	PERM	B	CERTIFIED NURSE AIDE FP	4	34,185.31	150.00	3,864.16	11.3%	16	418.08	1.2%	4,282	12.5%
HTH 212	54523	10	Y	N	PERM	B	CERTIFIED NURSE AIDE FP	4	34,663.07	195.50	4,774.15	13.8%			0.0%	4,774	13.8%
HTH 212	49436	10	Y	N	PERM	B	CERTIFIED NURSE AIDE FP	4	35,400.56	273.25	6,882.51	19.4%			0.0%	6,883	19.4%
HTH 212	56653	9	Y	N	PERM	B	REGISTERED PROF NURSE III	20	76,589.07	336.00	18,873.76	24.6%			0.0%	18,874	24.6%
HTH 212	22826	10	Y	N	PERM	B	RESTORATIVE NURSE AIDE	4	36,007.55	189.75	4,531.22	12.6%			0.0%	4,531	12.6%
HTH 212	57891	70	N	N	TEMP	B	CERTIFIED NURSE AIDE FP	4	18,517.60	142.50	3,720.78	20.1%			0.0%	3,721	20.1%
HTH 212	49464	1	Y	N	PERM	B	KITCHEN HELPER	2	35,200.50	461.50	12,052.79	34.2%	2	50.85	0.1%	12,104	34.4%
HTH 212	49443	10	Y	N	PERM	B	CERTIFIED NURSE AIDE FP	4	36,096.00	520.00	12,487.68	34.6%			0.0%	12,488	34.6%
HTH 212	57799	10	Y	N	PERM	B	CERTIFIED NURSE AIDE FP	4	33,925.04	163.75	3,962.02	11.7%	90	2199.15	6.5%	6,161	18.2%
HTH 212	41173	9	Y	N	PERM	B	REGISTERED PROF NURSE III	20	90,165.46	373.00	23,331.48	25.9%			0.0%	23,331	25.9%
HTH 212	57791	1	Y	N	TEMP	B	COOK II	8	43,790.94	735.00	22,956.13	52.4%	12	381.96	0.9%	23,338	53.3%
HTH 212	57473	79	N	N	TEMP	B	REGISTERED PROF NURSE III	20	66,533.91	181.00	10,520.05	15.8%			0.0%	10,520	15.8%
HTH 212	49442	10	Y	N	PERM	B	CERTIFIED NURSE AIDE FP	4	36,096.00	406.75	9,717.89	26.9%			0.0%	9,718	26.9%
HTH 212	49449	10	Y	N	PERM	B	CERTIFIED NURSE AIDE FP	4	33,372.43	412.75	11,574.39	34.7%			0.0%	11,574	34.7%
HTH 212	56759	10	Y	N	PERM	B	LICENSED PRACTICAL NURSE FP	8	11,859.04	221.50	4,996.03	42.1%	45	1333.455	11.2%	6,329	53.4%
HTH 212	57304	10	Y	N	PERM	B	CERTIFIED NURSE AIDE FP	4	30,242.19	275.75	6,747.10	22.3%			0.0%	6,747	22.3%
HTH 212	56840	10	Y	N	PERM	B	CERTIFIED NURSE AIDE FP	4	36,087.79	761.75	16,679.93	46.2%	37.5	975.375	2.7%	17,655	48.9%
HTH 212	57423	10	Y	N	PERM	B	CERTIFIED NURSE AIDE FP	4	24,449.54	166.75	4,268.19	17.5%			0.0%	4,268	17.5%
HTH 212	57675	1	Y	N	TEMP	B	KITCHEN HELPER	2	7,263.72	41.00	1,023.20	14.1%			0.0%	1,023	14.1%
HTH 212	49435	10	Y	N	PERM	B	CERTIFIED NURSE AIDE FP	4	36,091.53	1,671.25	34,857.44	96.6%			0.0%	34,857	96.6%
HTH 212	53530	10	Y	N	PERM	B	LICENSED PRACTICAL NURSE ENTRY	4	36,096.00	193.25	4,581.83	12.7%	16	416.16	1.2%	4,998	13.8%
HTH 212	54487	10	Y	N	PERM	B	CERTIFIED NURSE AIDE FP	4	36,091.67	701.00	16,706.44	46.3%	7.5	195.075	0.5%	16,902	46.8%
HTH 212	49439	10	Y	N	PERM	B	CERTIFIED NURSE AIDE FP	4	34,352.63	298.50	7,450.78	21.7%			0.0%	7,451	21.7%
HTH 212	49465	1	Y	N	PERM	B	KITCHEN HELPER	2	35,195.98	282.00	7,172.29	20.4%			0.0%	7,172	20.4%
HTH 212	49462	10	Y	N	PERM	B	CERTIFIED NURSE AIDE FP	4	36,091.28	268.25	6,641.35	18.4%			0.0%	6,641	18.4%
HTH 212	49441	10	Y	N	PERM	B	CERTIFIED NURSE AIDE FP	4	36,150.00	225.25	5,776.65	16.0%			0.0%	5,777	16.0%
HTH 212	49451	10	Y	N	PERM	B	CERTIFIED NURSE AIDE FP	4	36,096.00	183.25	4,329.01	12.0%			0.0%	4,329	12.0%
HTH 212	20215	10	Y	N	PERM	B	LICENSED PRACTICAL NURSE FP	8	34,708.00	155.75	4,304.46	12.4%			0.0%	4,304	12.4%
HTH 212	49454	10	Y	N	PERM	B	CERTIFIED NURSE AIDE FP	4	34,061.56	331.50	7,943.01	23.3%	22.5	585.225	1.7%	8,528	25.0%
HTH 212	56926	1	Y	N	TEMP	B	KITCHEN HELPER	2	15,058.80	118.75	3,019.21	20.0%			0.0%	3,019	20.0%
HTH 212	57677	1	Y	N	PERM	B	KITCHEN HELPER	2	35,200.50	524.75	12,812.07	36.4%			0.0%	12,812	36.4%
HTH 212	57474	79	N	N	TEMP	B	REGISTERED PROF NURSE III	20	24,389.46	48.25	3,746.35	15.4%			0.0%	3,746	15.4%
HTH 212	20205	9	Y	N	PERM	B	REGISTERED PROF NURSE III	20	92,127.21	192.50	12,111.45	13.1%			0.0%	12,111	13.1%
HTH 212	20230	1	Y	N	PERM	B	KITCHEN HELPER	2	33,436.07	259.00	6,050.62	18.1%	16	406.8	1.2%	6,457	19.3%
HTH 212	57898	10	Y	N	TEMP	B	RECREATIONAL AIDE ENTRY	4	36,061.33	145.75	3,731.64	10.3%			0.0%	3,732	10.3%
HTH 212	20214	10	Y	N	PERM	B	CERTIFIED NURSE AIDE FP	4	33,336.97	326.75	8,085.06	24.3%			0.0%	8,085	24.3%
HTH 212	57902	1	Y	N	PERM	B	ASSISTANT TO THE DIETITIAN	3	36,115.28	167.00	4,366.83	12.1%			0.0%	4,367	12.1%
HTH 212	20229	1	Y	N	PERM	B	KITCHEN HELPER	2	32,475.95	421.75	10,700.43	32.9%			0.0%	10,700	32.9%
HTH 212	49445	10	Y	N	PERM	B	CERTIFIED NURSE AIDE FP	4	24,967.24	191.50	4,783.56	19.2%			0.0%	4,784	19.2%
HTH 212	20545	9	Y	N	PERM	B	REGISTERED PROF NURSE IV	22	2,246.85	12.25	876.16	39.0%	4	288.54	12.8%	1,165	51.8%
HTH 212	20201	13	Y	N	PERM	B	IMAGING SPECIALIST II	18	32,487.59	154.00	4,115.96	12.7%			0.0%	4,116	12.7%
HTH 212	27315	29	Y	N	PERM	B	REGISTERED PROF NURSE V	23	106,437.00	208.50	16,006.08	15.0%	28	2152.92	2.0%	18,159	17.1%
HTH 212	56741	9	Y	N	PERM	B	REGISTERED PROF NURSE III	20	90,150.00	202.50	12,090.78	13.4%			0.0%	12,091	13.4%
HTH 212	57438	13	Y	N	PERM	B	REHABILITATION SVCS MGR	26	3,576.81	15.75	1,001.84	28.0%			0.0%	1,002	28.0%

Department of Health - Hawaii Health Systems Corporation  
Overtime Position List

Table 18

(Only for Positions the Sum of Overtime Paid and Value of Compensatory Time for which was at Least 10% of Base Pay during FY15)

HTH 212	56922	10	Y	N	PERM	B	CERTIFIED NURSE AIDE FP	4	36,096.00	1,280.25	28,671.11	79.4%			0.0%	28,671	79.4%
HTH 212	56841	10	Y	N	PERM	B	CERTIFIED NURSE AIDE FP	4	36,096.00	605.00	13,767.82	38.1%			0.0%	13,768	38.1%
HTH 212	53530	10	Y	N	PERM	B	LICENSED PRACTICAL NURSE FP	8	22,872.05	113.75	3,212.35	14.0%			0.0%	3,212	14.0%
HTH 212	57471	79	N	N	TEMP	B	REGISTERED PROF NURSE III	20	69,670.80	190.25	11,039.99	15.8%			0.0%	11,040	15.8%
HTH 212	55541	13	Y	N	PERM	B	IMAGING SPECIALIST II	18	34,498.74	435.25	12,372.84	35.9%			0.0%	12,373	35.9%
HTH 212	54222	9	Y	N	PERM	B	REGISTERED PROF NURSE III	20	90,478.29	206.75	11,420.50	12.6%			0.0%	11,421	12.6%
HTH 212	57799	10	Y	N	PERM	B	CERTIFIED NURSE AIDE FP	4	28,511.99	113.75	2,964.86	10.4%			0.0%	2,965	10.4%
HTH 212	57267	13	Y	N	TEMP	B	IMAGING SPECIALIST II	18	3,635.41	45.00	1,207.47	33.2%			0.0%	1,207	33.2%
HTH 212	56836	10	Y	N	PERM	B	LICENSED PRACTICAL NURSE FP	8	48,668.21	442.50	12,814.64	26.3%			0.0%	12,815	26.3%
HTH 212	54264	10	Y	N	PERM	B	LICENSED PRACTICAL NURSE FP	8	41,594.50	272.75	7,764.53	18.7%	0.25	8.32125	0.0%	7,773	18.7%
HTH 212	57892	70	N	N	TEMP	B	CERTIFIED NURSE AIDE ENTRY	2	14,261.20	104.50	2,565.99	18.0%			0.0%	2,566	18.0%
HTH 212	56036	73	Y	N	TEMP	B	IMAGING SPECIALIST II	18	5,496.18	123.00	2,397.27	43.6%			0.0%	2,397	43.6%
HTH 212	41355	9	Y	N	PERM	B	REGISTERED PROF NURSE III	20	18,327.27	47.50	2,762.29	15.1%			0.0%	2,762	15.1%
HTH 212	56924	29	Y	N	PERM	B	REGISTERED PROF NURSE V	23	109,005.70	228.00	17,925.44	16.4%	10.75	847.04625	0.8%	18,772	17.2%
HTH 212	57435	70	N	N	TEMP	B	NURSE AIDE FP	4	2,299.68	83.00	1,995.71	86.8%			0.0%	1,996	86.8%
HTH 212	56838	10	Y	N	PERM	B	RESTORATIVE NURSE AIDE	4	36,096.00	210.00	5,424.08	15.0%	11	287.43	0.8%	5,712	15.8%
HTH 212	49444	10	Y	N	PERM	B	CERTIFIED NURSE AIDE FP	4	36,096.00	793.50	18,397.11	51.0%			0.0%	18,397	51.0%
HTH 212	57889	70	N	N	TEMP	B	CERTIFIED NURSE AIDE ENTRY	2	15,186.88	164.75	4,045.42	26.6%			0.0%	4,045	26.6%
HTH 212	55200	9	Y	N	PERM	B	REGISTERED PROF NURSE III	20	90,552.00	434.25	23,220.74	25.6%	8	523.32	0.6%	23,744	26.2%
HTH 212	54041	10	Y	N	PERM	B	CERTIFIED NURSE AIDE FP	4	35,428.04	588.00	14,201.52	40.1%			0.0%	14,202	40.1%
HTH 212	49460	10	Y	N	PERM	B	CERTIFIED NURSE AIDE FP	4	35,219.91	440.25	10,629.74	30.2%			0.0%	10,630	30.2%
HTH 212	49457	10	Y	N	PERM	B	CERTIFIED NURSE AIDE FP	4	34,904.73	346.00	8,539.55	24.5%			0.0%	8,540	24.5%
HTH 212	55527	13	Y	N	PERM	B	SOCIAL WORKER IV	22	759.33	9.75	390.57	51.4%			0.0%	391	51.4%
HTH 212	55491	9	Y	N	PERM	B	REGISTERED PROF NURSE III	20	89,830.50	1,385.50	77,151.96	85.9%			0.0%	77,152	85.9%
HTH 212	57087	10	Y	N	PERM	B	CERTIFIED NURSE AIDE FP	4	33,443.23	545.25	13,012.43	38.9%	34	830.79	2.5%	13,843	41.4%
HTH 212	54043	10	Y	N	PERM	B	CERTIFIED NURSE AIDE FP	4	36,096.41	162.50	4,236.55	11.7%			0.0%	4,237	11.7%
HTH 212	49437	10	Y	N	PERM	B	CERTIFIED NURSE AIDE FP	4	36,091.90	536.50	12,945.73	35.9%	18.5	483.405	1.3%	13,429	37.2%
HTH 212	48331	10	Y	N	PERM	B	CERTIFIED NURSE AIDE FP	4	36,096.00	297.50	7,662.21	21.2%			0.0%	7,662	21.2%
HTH 212	49448	10	Y	N	PERM	B	CERTIFIED NURSE AIDE FP	4	36,069.52	453.25	11,380.76	31.6%			0.0%	11,381	31.6%
HTH 212	57890	70	N	N	TEMP	B	CERTIFIED NURSE AIDE ENTRY	2	11,258.47	76.00	1,866.19	16.6%			0.0%	1,866	16.6%
HTH 212	57084	13	Y	N	PERM	B	INFORMATION SYSTEMS SPCLT II	18	1,740.91	6.00	178.66	10.3%			0.0%	179	10.3%
HTH 212	57086	10	Y	N	PERM	B	CERTIFIED NURSE AIDE FP	4	36,096.00	577.50	13,635.38	37.8%			0.0%	13,635	37.8%
HTH 212	49447	10	Y	N	PERM	B	CERTIFIED NURSE AIDE FP	4	18,030.00	819.00	17,446.58	96.8%			0.0%	17,447	96.8%
HTH 212	49456	10	Y	N	TEMP	B	CERTIFIED NURSE AIDE FP	4	24,191.15	179.50	4,584.25	19.0%			0.0%	4,584	19.0%
HTH 212	48330	10	Y	N	PERM	B	CERTIFIED NURSE AIDE FP	4	36,096.00	632.75	15,083.00	41.8%			0.0%	15,083	41.8%
HTH 212	26410	10	Y	N	PERM	B	CERTIFIED NURSE AIDE FP	4	36,091.73	779.50	18,572.08	51.5%			0.0%	18,572	51.5%
HTH 212	57088	10	Y	N	PERM	B	LICENSED PRACTICAL NURSE FP	8	19,314.90	105.75	2,180.83	11.3%			0.0%	2,181	11.3%
HTH 212	20218	10	Y	N	PERM	B	LICENSED PRACTICAL NURSE FP	8	48,674.00	200.50	6,525.71	13.4%			0.0%	6,526	13.4%
HTH 212	52130	1	Y	N	PERM	B	COOK II	8	44,063.88	262.75	8,373.36	19.0%			0.0%	8,373	19.0%
HTH 212	20200	3	Y	N	PERM	B	ACCOUNT CLERK V	15	39,428.50	286.75	8,157.82	20.7%			0.0%	8,158	20.7%
HTH 212	56837	10	Y	N	PERM	B	LICENSED PRACTICAL NURSE FP	8	10,134.50	46.75	1,401.44	13.8%			0.0%	1,401	13.8%
HTH 212	57804	13	Y	N	PERM	B	INFORMATION SYSTEMS SPCLT III	20	2,696.17	23.00	784.26	29.1%			0.0%	784	29.1%
HTH 212	55014	10	Y	N	PERM	B	CERTIFIED NURSE AIDE FP	4	36,096.00	328.00	7,884.79	21.8%	60	1550.38	4.3%	9,435	26.1%
HTH 212	22999	10	Y	N	PERM	B	LICENSED PRACTICAL NURSE FP	8	35,987.34	242.80	7,725.11	21.5%	21.5	287.64	0.8%	8,013	22.3%
HTH 212	22991	10	Y	N	PERM	B	CERTIFIED NURSE AIDE FP	4	36,096.00	243.50	5,842.63	16.2%	47	1219.4	3.4%	7,062	19.6%
HTH 212	54692	10	Y	N	PERM	B	CERTIFIED NURSE AIDE FP	4	36,096.00	172.75	4,479.16	12.4%			0.0%	4,479	12.4%
HTH 212	55480	10	Y	N	PERM	B	CERTIFIED NURSE AIDE FP	4	36,096.00	276.00	6,997.12	19.4%			0.0%	6,997	19.4%
HTH 212	31862	13	Y	N	PERM	B	IMAGING SPECIALIST III	20	55,679.45	496.70	15,273.28	27.4%			0.0%	15,273	27.4%
HTH 212	56010	10	Y	N	PERM	B	CERTIFIED NURSE AIDE FP	4	36,096.00	310.50	7,538.78	20.9%	9.75	128.2525	0.4%	7,667	21.2%

Department of Health - Hawaii Health Systems Corporation  
Overtime Position List

Table 18

(Only for Positions the Sum of Overtime Paid and Value of Compensatory Time for which was at Least 10% of Base Pay during FY15)

HTH 212	22989	9	Y	N	PERM	B	REGISTERED PROF NURSE III	20	98,658.29	212.75	12,586.08	12.8%			0.0%	12,586	12.8%
HTH 212	55683	9	Y	N	PERM	B	REGISTERED PROF NURSE III	20	67,751.48	203.75	12,986.40	19.2%			0.0%	12,986	19.2%
HTH 212	22984	9	Y	N	PERM	B	REGISTERED PROF NURSE III	20	100,104.00	221.50	13,339.45	13.3%	24	1540.16	1.5%	14,880	14.9%
HTH 212	54703	10	Y	N	PERM	B	LICENSED PRACTICAL NURSE FP	8	48,664.50	205.50	6,475.81	13.3%	1.5	50.6775	0.1%	6,526	13.4%
HTH 212	56520	9	Y	N	PERM	B	REGISTERED PROF NURSE III	20	32,960.66	60.50	3,518.36	10.7%			0.0%	3,518	10.7%
HTH 212	56744	13	Y	N	PERM	B	INFORMATION SYSTEMS SPCLT II	18	365.62	4.00	160.06	43.8%	14.75	584.175	159.8%	744	203.6%
HTH 212	55760	10	Y	N	PERM	B	CERTIFIED NURSE AIDE FP	4	36,096.00	394.25	9,894.92	27.4%	6	104.52	0.3%	9,999	27.7%
HTH 212	55192	10	Y	N	PERM	B	CERTIFIED NURSE AIDE FP	4	36,096.00	353.50	8,973.43	24.9%	3.75	89.0675	0.2%	9,062	25.1%
HTH 212	55478	9	Y	N	PERM	B	REGISTERED PROF NURSE III	20	73,840.10	229.75	11,626.86	15.7%			0.0%	11,627	15.7%
HTH 212	57267	13	Y	N	TEMP	B	IMAGING SPECIALIST II	18	36,721.08	619.35	16,528.87	45.0%			0.0%	16,529	45.0%
HTH 212	56645	9	Y	N	PERM	B	REGISTERED PROF NURSE III	20	92,804.50	652.00	39,186.45	42.2%			0.0%	39,186	42.2%
HTH 212	55578	10	Y	N	PERM	B	CERTIFIED NURSE AIDE FP	4	35,380.52	276.00	6,853.86	19.4%	8.75	228.6375	0.6%	7,082	20.0%
HTH 212	22986	9	Y	N	PERM	B	REGISTERED PROF NURSE III	20	69,536.61	174.00	9,376.03	13.5%			0.0%	9,376	13.5%
HTH 212	57084	13	Y	N	PERM	B	INFORMATION SYSTEMS SPCLT II	18	2,297.58	9.00	269.58	11.7%			0.0%	270	11.7%
HTH 212	57804	13	Y	N	PERM	B	INFORMATION SYSTEMS SPCLT III	20	1,828.46	8.25	280.08	15.3%			0.0%	280	15.3%
HTH 212	43055	63	N	N	PERM	B	HUMAN RESOURCES TECHNICIAN VI	15	44,249.50	476.04	10,063.78	22.7%	-	-	0.0%	10,064	22.7%
HTH 212	55561	10	Y	N	PERM	B	PSYCHIATRIC AIDE FP	6	38,592.50	1,379.14	25,555.30	66.2%	-	-	0.0%	25,555	66.2%
HTH 212	57024	3	Y	N	PERM	B	PATIENT ACCESS REP II	13	36,409.50	797.51	13,939.67	38.3%	-	-	0.0%	13,940	38.3%
HTH 212	54785	3	Y	N	PERM	B	PRE AUDIT CLERK I	11	33,720.00	496.19	8,016.26	23.8%	4.50	72.95	0.2%	8,089	24.0%
HTH 212	53686	9	Y	N	PERM	B	REGISTERED PROF NURSE IV	22	110,400.00	74.26	3,779.09	3.4%	79.13	4,200.22	3.8%	7,979	7.2%
HTH 212	54576	10	Y	N	PERM	B	TELEMETRY TECHNICIAN FP	8	41,594.50	648.25	12,990.07	31.2%	-	-	0.0%	12,990	31.2%
HTH 212	41958	9	Y	N	PERM	B	REGISTERED PROF NURSE III	20	100,104.00	823.17	39,443.07	39.4%	-	-	0.0%	39,443	39.4%
HTH 212	44898	9	Y	N	PERM	B	REGISTERED PROF NURSE III	20	99,495.00	234.03	11,119.58	11.2%	-	-	0.0%	11,120	11.2%
HTH 212	44404	3	Y	N	PERM	B	HOSPITAL SECURITY OFFICER I	14	29,371.19	207.50	3,363.57	11.5%	-	-	0.0%	3,364	11.5%
HTH 212	56383	10	Y	N	PERM	B	TRANSPORTER	2	19,615.00	957.52	16,678.25	85.0%	-	-	0.0%	16,678	85.0%
HTH 212	55238	9	Y	N	PERM	B	REGISTERED PROF NURSE III	20	98,033.00	251.25	11,982.22	12.2%	-	-	0.0%	11,982	12.2%
HTH 212	57392	9	Y	N	PERM	B	REGISTERED PROF NURSE III	20	22,577.00	177.75	7,751.68	34.3%	0.75	32.71	0.1%	7,784	34.5%
HTH 212	26453	10	Y	N	PERM	B	NURSE AIDE FP	4	35,761.03	562.38	9,752.88	27.3%	-	-	0.0%	9,753	27.3%
HTH 212	54875	9	Y	N	PERM	B	REGISTERED PROF NURSE III	20	103,755.27	238.88	12,326.61	11.9%	32.25	1,669.91	1.6%	13,997	13.5%
HTH 212	55283	9	Y	N	PERM	B	REGISTERED PROF NURSE III	20	81,774.82	324.00	14,097.26	17.2%	-	-	0.0%	14,097	17.2%
HTH 212	53857	10	Y	N	PERM	B	NURSE AIDE FP	4	36,096.00	1,488.39	25,790.07	71.4%	8.00	139.36	0.4%	25,929	71.8%
HTH 212	54828	10	Y	N	PERM	B	NURSE AIDE FP	4	36,150.00	1,256.00	21,747.03	60.2%	-	-	0.0%	21,747	60.2%
HTH 212	19823	1	Y	N	PERM	B	BLDG & GRDS UTILITY WORKER	5	38,595.30	236.25	4,428.53	11.5%	-	-	0.0%	4,429	11.5%
HTH 212	53970	3	Y	N	PERM	B	HEALTH INFO TECH I	11	31,186.00	496.50	7,439.18	23.9%	-	-	0.0%	7,439	23.9%
HTH 212	41238	3	Y	N	PERM	B	HEALTH UNIT CLERK II	10	33,046.77	590.65	9,548.40	28.9%	-	-	0.0%	9,548	28.9%
HTH 212	57009	3	Y	N	PERM	B	PATIENT ACCESS REP IV	17	49,968.00	924.13	22,154.19	44.3%	-	-	0.0%	22,154	44.3%
HTH 212	55176	10	Y	N	PERM	B	NURSE AIDE FP	4	36,096.00	249.75	4,329.17	12.0%	-	-	0.0%	4,329	12.0%
HTH 212	57039	3	Y	N	PERM	B	PATIENT ACCESS REP II	13	46,188.00	289.88	6,424.07	13.9%	-	-	0.0%	6,424	13.9%
HTH 212	57568	29	Y	N	TEMP	B	REGISTERED PROF NURSE IV	22	95,988.50	226.75	10,251.62	10.7%	-	-	0.0%	10,252	10.7%
HTH 212	55087	1	Y	N	PERM	B	BLDG MAINT WORKER I	9	47,196.00	472.50	10,721.38	22.7%	-	-	0.0%	10,721	22.7%
HTH 212	53994	1	Y	N	PERM	B	ELECTRICIAN I	10	48,445.23	249.00	6,330.13	13.1%	72.75	1,861.67	3.8%	8,192	16.9%
HTH 212	32088	3	Y	N	PERM	B	HEALTH UNIT CLERK II	10	36,468.00	241.50	4,201.34	11.5%	24.00	420.72	1.2%	4,622	12.7%
HTH 212	43129	10	Y	N	PERM	B	TRANSPORTER	2	33,911.50	229.25	3,717.92	11.0%	-	-	0.0%	3,718	11.0%
HTH 212	29042	13	Y	N	PERM	B	PHARMACIST I	22	69,012.00	245.26	14,176.02	20.5%	-	-	0.0%	14,176	20.5%
HTH 212	57918	9	Y	N	PERM	B	REGISTERED PROF NURSE IV	22	110,400.00	363.38	19,057.17	17.3%	48.00	2,547.84	2.3%	21,605	19.6%
HTH 212	57017	3	Y	N	PERM	B	PATIENT ACCESS REP II	13	41,064.00	210.75	4,136.85	10.1%	-	-	0.0%	4,137	10.1%
HTH 212	57707	3	Y	N	PERM	B	HOSPITAL SECURITY OFFICER I	14	29,371.19	319.75	5,183.14	17.6%	-	-	0.0%	5,183	17.6%
HTH 212	50640	9	Y	N	PERM	B	REGISTERED PROF NURSE III	20	94,710.00	750.31	33,835.22	35.7%	81.88	3,750.92	4.0%	37,586	39.7%
HTH 212	39666	9	Y	N	PERM	B	REGISTERED PROF NURSE III	20	94,038.34	813.38	36,540.47	38.9%	-	-	0.0%	36,540	38.9%

Department of Health - Hawaii Health Systems Corporation  
Overtime Position List

Table 18

(Only for Positions the Sum of Overtime Paid and Value of Compensatory Time for which was at Least 10% of Base Pay during FY15)

HTH 212	58139	10	Y	N	TEMP	B	EMERGENCY ROOM ASST ENTRY	6	36,399.55	831.01	14,410.84	39.6%	0.25	4.66	0.0%	14,416	39.6%
HTH 212	31994	9	Y	N	PERM	B	REGISTERED PROF NURSE III	20	71,895.86	426.29	18,506.80	25.7%	62.76	2,631.53	3.7%	21,138	29.4%
HTH 212	55705	4	Y	N	PERM	B	CLERICAL SUPERVISOR III	14	44,388.00	314.68	6,687.91	15.1%	0.75	16.01	0.0%	6,704	15.1%
HTH 212	57034	3	Y	N	PERM	B	PATIENT ACCESS REP I	11	29,940.00	588.38	8,471.46	28.3%	-	-	0.0%	8,471	28.3%
HTH 212	54756	10	Y	N	PERM	B	NURSE AIDE FP	4	36,150.00	272.75	4,717.07	13.0%	2.00	34.68	0.1%	4,752	13.1%
HTH 212	34696	3	Y	N	PERM	B	CENTRAL SUPPLY AIDE III	10	33,666.00	230.63	3,717.60	11.0%	0.38	6.16	0.0%	3,724	11.1%
HTH 212	20091	1	Y	N	PERM	B	BLDG MAINT WORKER I	9	47,196.00	464.64	10,545.42	22.3%	-	-	0.0%	10,545	22.3%
HTH 212	54865	10	Y	N	PERM	B	NURSE AIDE FP	4	40,062.00	213.75	4,106.50	10.3%	-	-	0.0%	4,107	10.3%
HTH 212	53682	9	Y	N	PERM	B	REGISTERED PROF NURSE IV	22	110,400.00	424.00	22,435.30	20.3%	3.00	159.24	0.1%	22,595	20.5%
HTH 212	47265	10	Y	N	PERM	B	SURGICAL TECHNICIAN FP	8	49,566.03	449.81	10,112.45	20.4%	-	-	0.0%	10,112	20.4%
HTH 212	21637	63	N	N	PERM	B	HEALTH UNIT CLERK II	10	25,282.77	206.38	2,976.00	11.8%	36.00	519.12	2.1%	3,495	13.8%
HTH 212	53725	10	Y	N	PERM	B	SURGICAL TECHNICIAN FP	8	41,330.93	204.79	4,678.70	11.3%	39.39	902.42	2.2%	5,581	13.5%
HTH 212	39906	3	Y	N	PERM	B	HOSPITAL SECURITY OFFICER I	14	37,919.00	375.00	6,826.51	18.0%	-	-	0.0%	6,827	18.0%
HTH 212	54467	9	Y	N	PERM	B	REGISTERED PROF NURSE III	20	92,804.50	236.78	10,476.85	11.3%	9.38	419.19	0.5%	10,896	11.7%
HTH 212	55572	3	Y	N	PERM	B	HOSPITAL SECURITY OFFICER I	14	37,919.00	282.00	5,124.14	13.5%	-	-	0.0%	5,124	13.5%
HTH 212	22656	29	Y	N	PERM	B	REGISTERED PROF NURSE VI	24	73,211.81	145.00	7,922.80	10.8%	-	-	0.0%	7,923	10.8%
HTH 212	56193	9	Y	N	PERM	B	REGISTERED PROF NURSE III	20	91,270.74	285.00	12,736.65	14.0%	94.00	4,200.86	4.6%	16,938	18.6%
HTH 212	54114	9	Y	N	PERM	B	REGISTERED PROF NURSE III	20	92,804.50	270.38	12,083.31	13.0%	-	-	0.0%	12,083	13.0%
HTH 212	49394	10	Y	N	PERM	B	NURSE AIDE FP	4	28,600.00	286.50	4,948.48	17.3%	-	-	0.0%	4,948	17.3%
HTH 212	53953	29	Y	N	PERM	B	REGISTERED PROF NURSE VI	24	119,412.00	285.38	15,987.18	13.4%	-	-	0.0%	15,987	13.4%
HTH 212	19662	29	Y	N	PERM	B	REGISTERED PROF NURSE VI	24	92,392.39	270.77	12,224.12	13.2%	-	-	0.0%	12,224	13.2%
HTH 212	57463	9	Y	N	PERM	B	REGISTERED PROF NURSE III	20	82,950.48	231.27	10,085.70	12.2%	-	-	0.0%	10,086	12.2%
HTH 212	53484	9	Y	N	PERM	B	REGISTERED PROF NURSE III	20	95,128.50	617.29	28,096.87	29.5%	-	-	0.0%	28,097	29.5%
HTH 212	53975	10	Y	N	PERM	B	PSYCHIATRIC AIDE FP	6	37,935.30	237.75	4,417.11	11.6%	8.00	149.04	0.4%	4,566	12.0%
HTH 212	57035	3	Y	N	PERM	B	PATIENT ACCESS REP I	11	29,940.00	424.15	6,098.22	20.4%	-	-	0.0%	6,098	20.4%
HTH 212	38072	4	Y	N	PERM	B	HOSPITAL SECURITY OFFICER III	18	54,012.00	378.38	9,786.04	18.1%	-	-	0.0%	9,786	18.1%
HTH 212	31676	13	Y	N	PERM	B	PHYSICAL THERAPIST III	20	50,895.50	238.50	8,654.56	17.0%	149.25	5,549.12	10.9%	14,204	27.9%
HTH 212	37361	9	Y	N	PERM	B	REGISTERED PROF NURSE III	20	100,104.00	612.39	29,390.75	29.4%	-	-	0.0%	29,391	29.4%
HTH 212	56612	9	Y	N	PERM	B	REGISTERED PROF NURSE III	20	30,207.00	310.39	13,584.09	45.0%	-	-	0.0%	13,584	45.0%
HTH 212	44513	9	Y	N	PERM	B	REGISTERED PROF NURSE II	18	46,368.70	224.63	7,325.19	15.8%	-	-	0.0%	7,325	15.8%
HTH 212	56363	9	Y	N	PERM	B	REGISTERED PROF NURSE III	20	68,100.90	199.27	6,813.57	10.0%	-	-	0.0%	6,814	10.0%
HTH 212	56613	9	Y	N	PERM	B	REGISTERED PROF NURSE III	20	90,552.00	240.76	10,467.15	11.6%	9.00	392.49	0.4%	10,860	12.0%
HTH 212	54350	9	Y	N	PERM	B	REGISTERED PROF NURSE III	20	97,668.00	553.16	25,915.98	26.5%	-	-	0.0%	25,916	26.5%
HTH 212	19690	9	Y	N	PERM	B	REGISTERED PROF NURSE III	20	70,377.58	226.54	10,303.10	14.6%	-	-	0.0%	10,303	14.6%
HTH 212	57460	73	N	N	TEMP	B	OCCUPATIONAL THERAPIST III	20	2,545.11	14.00	486.92	19.1%	1.00	31.21	1.2%	518	20.4%
HTH 212	32005	9	Y	N	PERM	B	REGISTERED PROF NURSE III	20	57,159.92	130.50	5,832.05	10.2%	-	-	0.0%	5,832	10.2%
HTH 212	57020	3	Y	N	PERM	B	PATIENT FINANCIAL COUNSELOR	15	35,055.50	783.75	12,880.17	36.7%	-	-	0.0%	12,880	36.7%
HTH 212	57070	9	Y	N	PERM	B	REGISTERED PROF NURSE IV	22	99,848.00	461.66	22,102.74	22.1%	67.13	3,228.28	3.2%	25,331	25.4%
HTH 212	53532	3	Y	N	PERM	B	HEALTH UNIT CLERK II	10	29,940.00	269.76	3,879.03	13.0%	-	-	0.0%	3,879	13.0%
HTH 212	37735	3	Y	N	PERM	B	PRE AUDIT CLERK III	15	46,188.00	337.51	7,295.49	15.8%	204.87	4,550.17	9.9%	11,846	25.6%
HTH 212	55574	3	Y	N	PERM	B	HOSPITAL SECURITY OFFICER I	14	36,409.50	224.25	3,909.99	10.7%	-	-	0.0%	3,910	10.7%
HTH 212	41963	9	Y	N	PERM	B	REGISTERED PROF NURSE III	20	96,152.18	390.75	17,900.28	18.6%	-	-	0.0%	17,900	18.6%
HTH 212	55917	1	Y	N	PERM	B	ENVIRON SVCS WKR II	2	3,457.84	24.00	398.88	11.5%	-	-	0.0%	399	11.5%
HTH 212	57036	3	Y	N	PERM	B	PATIENT ACCESS REP I	11	29,940.00	734.26	10,562.67	35.3%	-	-	0.0%	10,563	35.3%
HTH 212	55208	10	Y	N	PERM	B	NURSE AIDE FP	4	36,096.00	932.50	16,186.63	44.8%	-	-	0.0%	16,187	44.8%
HTH 212	41590	9	Y	N	PERM	B	REGISTERED PROF NURSE III	20	100,104.00	242.30	11,626.05	11.6%	-	-	0.0%	11,626	11.6%
HTH 212	19758	10	Y	N	PERM	B	NURSE AIDE ENTRY	2	2,769.45	18.00	294.66	10.6%	-	-	0.0%	295	10.6%
HTH 212	56725	3	Y	N	PERM	B	HEALTH UNIT CLERK I	8	10,012.50	109.00	1,399.56	14.0%	34.50	442.98	4.4%	1,843	18.4%
HTH 212	36200	9	Y	N	PERM	B	REGISTERED PROF NURSE III	20	100,104.00	410.17	19,655.67	19.6%	-	-	0.0%	19,656	19.6%



Department of Health - Hawaii Health Systems Corporation  
Overtime Position List

Table 18

(Only for Positions the Sum of Overtime Paid and Value of Compensatory Time for which was at Least 10% of Base Pay during FY15)

HTH 212	55481	3	Y	N	PERM	B	HEALTH INFO TECH I	11	31,085.09	293.25	4,388.98	14.1%	205.50	3,086.62	9.9%	7,476	24.0%
HTH 212	55236	10	Y	N	PERM	B	NURSE AIDE ENTRY	2	25,302.91	187.88	2,713.29	10.7%	27.25	446.08	1.8%	3,159	12.5%
HTH 212	55050	9	Y	N	PERM	B	REGISTERED PROF NURSE III	20	95,128.50	728.82	33,259.64	35.0%	148.63	6,808.74	7.2%	40,068	42.1%
HTH 212	53859	10	Y	N	PERM	B	NURSE AIDE FP	4	36,096.00	278.75	4,840.21	13.4%	140.50	2,436.27	6.7%	7,276	20.2%
HTH 212	54848	10	Y	N	PERM	B	NURSE AIDE FP	4	36,096.00	952.25	16,488.59	45.7%	-	-	0.0%	16,489	45.7%
HTH 212	19877	10	Y	N	PERM	B	NURSE AIDE FP	4	25,144.18	171.53	2,967.02	11.8%	35.25	611.24	2.4%	3,578	14.2%
HTH 212	55187	10	Y	N	PERM	B	NURSE AIDE FP	4	36,096.00	832.00	14,405.55	39.9%	-	-	0.0%	14,406	39.9%
HTH 212	46503	9	Y	N	PERM	B	REGISTERED PROF NURSE III	20	100,104.00	357.75	17,145.39	17.1%	-	-	0.0%	17,145	17.1%
HTH 212	44896	9	Y	N	PERM	B	REGISTERED PROF NURSE III	20	90,552.00	349.75	15,548.24	17.2%	-	-	0.0%	15,548	17.2%
HTH 212	55225	10	Y	N	PERM	B	NURSE AIDE FP	4	32,769.60	984.75	17,078.61	52.1%	-	-	0.0%	17,079	52.1%
HTH 212	26609	3	Y	N	PERM	B	LABORATORY ASSISTANT III	10	41,064.00	274.38	5,397.51	13.1%	-	-	0.0%	5,398	13.1%
HTH 212	53862	9	Y	N	PERM	B	REGISTERED PROF NURSE III	20	51,679.99	261.75	11,900.54	23.0%	-	-	0.0%	11,901	23.0%
HTH 212	57013	3	Y	N	PERM	B	PATIENT ACCESS REP IV	17	39,428.50	940.50	17,773.37	45.1%	-	-	0.0%	17,773	45.1%
HTH 212	53511	10	Y	N	PERM	B	NURSE AIDE ENTRY	2	29,584.07	619.75	10,123.08	34.2%	8.00	130.32	0.4%	10,253	34.7%
HTH 212	57467	3	Y	N	PERM	B	HOSPITAL SECURITY OFFICER I	14	21,888.50	156.75	2,582.03	11.8%	-	-	0.0%	2,582	11.8%
HTH 212	19669	29	Y	N	PERM	B	REGISTERED PROF NURSE V	23	114,804.00	696.00	38,276.04	33.3%	-	-	0.0%	38,276	33.3%
HTH 212	19702	9	Y	N	PERM	B	REGISTERED PROF NURSE III	20	100,104.00	317.16	15,177.89	15.2%	-	-	0.0%	15,178	15.2%
HTH 212	54886	13	Y	N	PERM	B	PHARMACIST I	22	13,825.00	32.25	1,773.75	12.8%	34.50	1,897.50	13.7%	3,671	26.6%
HTH 212	57101	9	Y	N	PERM	B	REGISTERED PROF NURSE III	20	91,962.00	341.63	14,872.71	16.2%	12.00	536.28	0.6%	15,409	16.8%
HTH 212	56384	10	Y	N	PERM	B	TRANSPORTER	2	39,998.00	292.00	5,420.37	13.6%	-	-	0.0%	5,420	13.6%
HTH 212	26452	10	Y	N	PERM	B	NURSE AIDE FP	4	36,150.00	432.00	7,494.96	20.7%	-	-	0.0%	7,495	20.7%
HTH 212	55776	13	Y	N	PERM	B	IMAGING SPECIALIST IV	22	71,688.00	261.79	8,997.75	12.6%	-	-	0.0%	8,998	12.6%
HTH 212	52191	10	Y	N	PERM	B	NURSE AIDE FP	4	37,558.00	994.25	17,271.38	46.0%	-	-	0.0%	17,271	46.0%
HTH 212	46500	9	Y	N	PERM	B	REGISTERED PROF NURSE III	20	100,104.00	1,909.88	91,465.85	91.4%	-	-	0.0%	91,466	91.4%
HTH 212	19791	23	Y	N	PERM	B	HEALTH INFO ADMR	24	77,460.00	518.68	18,942.22	24.5%	-	-	0.0%	18,942	24.5%
HTH 212	54677	29	Y	N	PERM	B	REGISTERED PROF NURSE VI	24	71,275.41	276.12	14,628.00	20.5%	0.25	13.33	0.0%	14,641	20.5%
HTH 212	57450	10	Y	N	PERM	B	TELEMETRY TECHNICIAN FP	8	41,670.00	254.63	5,074.74	12.2%	31.50	632.52	1.5%	5,707	13.7%
HTH 212	53679	9	Y	N	PERM	B	REGISTERED PROF NURSE IV	22	106,953.74	533.64	27,334.22	25.6%	-	-	0.0%	27,334	25.6%
HTH 212	45277	3	Y	N	PERM	B	CLERK IV	10	28,775.36	656.08	9,081.02	31.6%	-	-	0.0%	9,081	31.6%
HTH 212	49396	9	Y	N	PERM	B	REGISTERED PROF NURSE III	20	90,552.00	511.81	22,261.98	24.6%	-	-	0.0%	22,262	24.6%
HTH 212	55788	13	Y	N	PERM	B	IMAGING SPECIALIST IV	22	13,093.53	74.25	2,175.28	16.6%	-	-	0.0%	2,175	16.6%
HTH 212	54025	3	Y	N	PERM	B	PATIENT ACCOUNT REP II	13	42,684.00	278.70	5,687.54	13.3%	2.26	46.38	0.1%	5,734	13.4%
HTH 212	25335	9	Y	N	PERM	B	REGISTERED PROF NURSE III	20	90,552.00	388.89	16,916.32	18.7%	-	-	0.0%	16,916	18.7%
HTH 212	55974	1	Y	N	PERM	B	LAUNDRY WORKER II	3	38,814.00	325.50	6,020.55	15.5%	-	-	0.0%	6,021	15.5%
HTH 212	57115	10	Y	N	PERM	B	EMERGENCY ROOM ASST FP	8	41,594.50	235.90	4,705.97	11.3%	-	-	0.0%	4,706	11.3%
HTH 212	55555	9	Y	N	PERM	B	REGISTERED PROF NURSE III	20	97,500.00	248.27	11,636.92	11.9%	136.54	6,411.91	6.6%	18,049	18.5%
HTH 212	40458	10	Y	N	PERM	B	NURSE AIDE FP	4	42,064.26	642.63	12,370.03	29.4%	192.75	3,709.56	8.8%	16,080	38.2%
HTH 212	56535	29	Y	N	PERM	B	REGISTERED PROF NURSE V	23	106,437.00	425.63	21,775.62	20.5%	29.00	1,486.54	1.4%	23,262	21.9%
HTH 212	45261	10	Y	N	PERM	B	NURSE AIDE FP	4	36,096.00	1,403.50	24,291.54	67.3%	-	-	0.0%	24,292	67.3%
HTH 212	55182	10	Y	N	PERM	B	LICENSED PRACTICAL NURSE FP	8	41,345.79	1,496.63	33,728.18	81.6%	-	-	0.0%	33,728	81.6%
HTH 212	56538	9	Y	N	PERM	B	REGISTERED PROF NURSE III	20	92,804.50	286.69	12,812.17	13.8%	114.01	5,095.10	5.5%	17,907	19.3%
HTH 212	55229	10	Y	N	PERM	B	NURSE AIDE FP	4	41,651.50	418.50	8,048.81	19.3%	-	-	0.0%	8,049	19.3%
HTH 212	19735	10	Y	N	PERM	B	NURSE AIDE FP	4	36,305.04	1,385.26	24,021.72	66.2%	45.75	793.31	2.2%	24,815	68.4%
HTH 212	50639	9	Y	N	PERM	B	REGISTERED PROF NURSE III	20	92,804.50	804.15	35,780.12	38.6%	36.38	1,625.82	1.8%	37,406	40.3%
HTH 212	57905	9	Y	N	TEMP	B	REGISTERED PROF NURSE III	20	90,552.00	379.42	16,557.16	18.3%	63.01	2,747.87	3.0%	19,305	21.3%
HTH 212	57392	9	Y	N	PERM	B	REGISTERED PROF NURSE III	20	61,077.35	217.38	10,262.88	16.8%	0.75	32.71	0.1%	10,296	16.9%
HTH 212	56781	10	Y	N	PERM	B	NURSE AIDE FP	4	33,579.33	255.00	4,349.92	13.0%	-	-	0.0%	4,350	13.0%
HTH 212	57030	3	Y	N	PERM	B	PATIENT ACCESS REP I	11	27,382.16	407.26	5,853.80	21.4%	-	-	0.0%	5,854	21.4%
HTH 212	19707	10	Y	N	PERM	B	NURSE AIDE FP	4	36,096.00	566.76	9,747.23	27.0%	-	-	0.0%	9,747	27.0%

Department of Health - Hawaii Health Systems Corporation  
Overtime Position List

Table 18

(Only for Positions the Sum of Overtime Paid and Value of Compensatory Time for which was at Least 10% of Base Pay during FY15)

HTH 212	57038	3	Y	N	PERM	B	PATIENT ACCESS REP I	11	29,940.00	365.25	5,253.48	17.5%	-	-	0.0%	5,253	17.5%
HTH 212	56982	9	Y	N	TEMP	B	REGISTERED PROF NURSE III	20	37,721.64	118.51	4,594.64	12.2%	136.51	5,953.20	15.8%	10,548	28.0%
HTH 212	53957	13	Y	N	PERM	B	PHARMACIST I	22	51,567.50	214.50	12,639.68	24.5%	-	-	0.0%	12,640	24.5%
HTH 212	56188	10	Y	N	PERM	B	EMERGENCY ROOM ASST FP	8	41,594.50	909.25	18,136.79	43.6%	-	-	0.0%	18,137	43.6%
HTH 212	21635	3	Y	N	PERM	B	CLERK IV	10	11,154.71	164.25	2,368.50	21.2%	1.50	20.82	0.2%	2,389	21.4%
HTH 212	55732	3	Y	N	PERM	B	CASHIER CLERK	8	24,387.23	270.00	3,466.80	14.2%	33.75	433.35	1.8%	3,900	16.0%
HTH 212	55223	29	Y	N	PERM	B	REGISTERED PROF NURSE V	23	108,094.50	265.66	13,782.01	12.7%	1.00	52.53	0.0%	13,835	12.8%
HTH 212	56988	3	Y	N	PERM	B	CODER III	17	42,615.50	318.75	7,070.91	16.6%	-	-	0.0%	7,071	16.6%
HTH 212	19680	9	Y	N	PERM	B	REGISTERED PROF NURSE III	20	77,023.77	231.38	9,072.77	11.8%	-	-	0.0%	9,073	11.8%
HTH 212	49393	10	Y	N	PERM	B	NURSE AIDE FP	4	36,514.08	886.50	15,361.57	42.1%	8.00	139.36	0.4%	15,501	42.5%
HTH 212	40074	1	Y	N	PERM	B	BLDG MAINT WORKER I	9	47,196.00	465.88	10,539.51	22.3%	-	-	0.0%	10,540	22.3%
HTH 212	19785	10	Y	N	PERM	B	PHARMACY TECHNICIAN ENTRY	4	21,117.50	220.14	3,657.85	17.3%	-	-	0.0%	3,658	17.3%
HTH 212	53727	10	Y	N	PERM	B	SURGICAL TECHNICIAN FP	8	41,594.50	240.80	5,527.34	13.3%	-	-	0.0%	5,527	13.3%
HTH 212	37363	9	Y	N	PERM	B	REGISTERED PROF NURSE III	20	97,668.00	240.77	11,267.26	11.5%	-	-	0.0%	11,267	11.5%
HTH 212	56356	10	Y	N	PERM	B	NURSE AIDE FP	4	36,096.00	1,908.75	33,107.61	91.7%	-	-	0.0%	33,108	91.7%
HTH 212	44879	9	Y	N	PERM	B	REGISTERED PROF NURSE III	20	100,104.00	471.79	22,707.27	22.7%	24.38	1,173.41	1.2%	23,881	23.9%
HTH 212	54115	9	Y	N	PERM	B	REGISTERED PROF NURSE III	20	93,474.12	730.91	33,275.77	35.6%	-	-	0.0%	33,276	35.6%
HTH 212	58108	29	Y	N	TEMP	B	REGISTERED PROF NURSE IV	22	94,006.92	263.52	11,733.94	12.5%	-	-	0.0%	11,734	12.5%
HTH 212	57037	3	Y	N	PERM	B	PATIENT ACCESS REP I	11	29,940.00	400.89	5,758.39	19.2%	-	-	0.0%	5,758	19.2%
HTH 212	57011	3	Y	N	PERM	B	PATIENT ACCESS REP IV	17	42,615.50	614.76	12,508.23	29.4%	120.75	2,477.79	5.8%	14,986	35.2%
HTH 212	55115	29	Y	N	PERM	B	REGISTERED PROF NURSE V	23	108,679.00	366.76	18,724.54	17.2%	-	-	0.0%	18,725	17.2%
HTH 212	51503	9	Y	N	PERM	B	REGISTERED PROF NURSE III	20	92,018.03	699.88	31,244.52	34.0%	-	-	0.0%	31,245	34.0%
HTH 212	41583	9	Y	N	PERM	B	REGISTERED PROF NURSE III	20	84,991.46	255.76	11,380.24	13.4%	-	-	0.0%	11,380	13.4%
HTH 212	55782	13	Y	N	PERM	B	IMAGING SPECIALIST V	24	80,496.00	281.01	11,029.65	13.7%	-	-	0.0%	11,030	13.7%
HTH 212	19736	10	Y	N	PERM	B	NURSE AIDE FP	4	34,328.88	647.01	11,261.36	32.8%	-	-	0.0%	11,261	32.8%
HTH 212	55564	9	Y	N	PERM	B	REGISTERED PROF NURSE III	20	92,804.50	325.00	14,455.14	15.6%	8.00	357.52	0.4%	14,813	16.0%
HTH 212	30907	10	Y	N	PERM	B	LICENSED PRACTICAL NURSE FP	8	41,594.50	179.25	4,225.60	10.2%	105.25	2,481.64	6.0%	6,707	16.1%
HTH 212	36138	3	Y	N	PERM	B	CLERK IV	10	31,186.00	311.30	4,664.44	15.0%	21.39	321.28	1.0%	4,986	16.0%
HTH 212	54466	9	Y	N	PERM	B	REGISTERED PROF NURSE III	20	79,573.45	247.90	11,092.02	13.9%	21.75	948.52	1.2%	12,041	15.1%
HTH 212	57563	9	Y	N	PERM	B	REGISTERED PROF NURSE IV	22	110,400.00	298.50	15,790.18	14.3%	-	-	0.0%	15,790	14.3%
HTH 212	53524	9	Y	N	PERM	B	REGISTERED PROF NURSE III	20	97,668.00	213.54	10,027.80	10.3%	92.64	4,350.37	4.5%	14,378	14.7%
HTH 212	39669	9	Y	N	PERM	B	REGISTERED PROF NURSE III	20	80,755.57	240.88	10,058.40	12.5%	-	-	0.0%	10,058	12.5%
HTH 212	54932	10	Y	N	PERM	B	HEALTH CARE AIDE FP	6	38,592.50	457.75	8,480.03	22.0%	3.00	55.62	0.1%	8,536	22.1%
HTH 212	55774	73	N	N	TEMP	B	IMAGING SPECIALIST IV	22	12,223.07	47.63	1,596.61	13.1%	-	-	0.0%	1,597	13.1%
HTH 212	32015	10	Y	N	PERM	B	RESPIRATORY THERAPY TECH FP	12	62,607.60	486.77	15,497.53	24.8%	-	-	0.0%	15,498	24.8%
HTH 212	55995	10	Y	N	PERM	B	EMERGENCY ROOM ASST FP	8	32,783.19	399.00	7,946.36	24.2%	-	-	0.0%	7,946	24.2%
HTH 212	55567	9	Y	N	PERM	B	REGISTERED PROF NURSE III	20	97,668.00	251.75	11,819.27	12.1%	-	-	0.0%	11,819	12.1%
HTH 212	57107	29	Y	N	PERM	B	REGISTERED PROF NURSE VI	24	99,136.56	397.14	21,159.20	21.3%	-	-	0.0%	21,159	21.3%
HTH 212	19751	10	Y	N	PERM	B	LICENSED PRACTICAL NURSE FP	8	48,674.00	401.30	9,781.17	20.1%	-	-	0.0%	9,781	20.1%
HTH 212	46633	9	Y	N	PERM	B	REGISTERED PROF NURSE III	20	90,552.00	276.29	12,170.33	13.4%	43.52	1,897.91	2.1%	14,068	15.5%
HTH 212	25333	9	Y	N	PERM	B	REGISTERED PROF NURSE III	20	97,668.00	363.78	17,072.90	17.5%	-	-	0.0%	17,073	17.5%
HTH 212	51500	10	Y	N	PERM	B	NURSE AIDE FP	4	36,096.00	241.00	4,187.60	11.6%	-	-	0.0%	4,188	11.6%
HTH 212	52189	10	Y	N	PERM	B	LICENSED PRACTICAL NURSE FP	8	42,009.94	1,891.75	43,638.06	103.9%	9.00	207.92	0.5%	43,846	104.4%
HTH 212	54514	3	Y	N	PERM	B	CLERK III	8	27,723.50	786.25	10,478.10	37.8%	1.25	16.69	0.1%	10,495	37.9%
HTH 212	44882	9	Y	N	PERM	B	REGISTERED PROF NURSE III	20	56,126.93	143.25	6,247.16	11.1%	-	-	0.0%	6,247	11.1%
HTH 212	29050	13	Y	N	PERM	B	IMAGING SPECIALIST VI	26	78,996.00	801.50	31,298.60	39.6%	-	-	0.0%	31,299	39.6%
HTH 212	19739	10	Y	N	PERM	B	NURSE AIDE FP	4	36,304.08	219.01	3,798.01	10.5%	-	-	0.0%	3,798	10.5%
HTH 212	55428	35	N	N	PERM	B	QUAL & CONT IMPR OFFCR	3	98,604.00	969.06	45,758.75	46.4%	10.50	497.81	0.5%	46,257	46.9%
HTH 212	54884	13	Y	N	PERM	B	PHARMACIST I	22	47,400.00	153.50	8,442.50	17.8%	-	-	0.0%	8,443	17.8%

Department of Health - Hawaii Health Systems Corporation  
Overtime Position List

Table 18

(Only for Positions the Sum of Overtime Paid and Value of Compensatory Time for which was at Least 10% of Base Pay during FY15)

HTH 212	53537	3	Y	N	PERM	B	SECRETARY I	12	33,780.50	649.00	10,487.77	31.0%	-	-	0.0%	10,488	31.0%
HTH 212	53836	9	Y	N	PERM	B	REGISTERED PROF NURSE III	20	83,224.96	312.50	13,809.38	16.6%	-	-	0.0%	13,809	16.6%
HTH 212	57708	9	Y	N	PERM	B	REGISTERED PROF NURSE III	20	93,507.69	321.38	14,314.88	15.3%	-	-	0.0%	14,315	15.3%
HTH 212	57114	13	Y	N	PERM	B	IMAGING SPECIALIST IV	22	37,832.73	121.25	4,575.99	12.1%	-	-	0.0%	4,576	12.1%
HTH 212	19699	9	Y	N	PERM	B	REGISTERED PROF NURSE III	20	86,973.59	228.75	9,943.39	11.4%	19.13	834.26	1.0%	10,778	12.4%
HTH 212	54773	10	Y	N	PERM	B	EMERGENCY ROOM ASST FP	8	8,423.96	184.25	3,431.93	40.7%	-	-	0.0%	3,432	40.7%
HTH 212	56054	2	Y	N	PERM	B	GEN CONST & MAINT SUPVR I	110	52,799.71	1,176.00	29,441.78	55.8%	3.00	77.31	0.1%	29,519	55.9%
HTH 212	56611	9	Y	N	PERM	B	REGISTERED PROF NURSE III	20	65,470.27	172.13	7,506.59	11.5%	-	-	0.0%	7,507	11.5%
HTH 212	36208	10	Y	N	PERM	B	NURSE AIDE FP	4	36,358.08	322.75	5,570.41	15.3%	16.00	278.08	0.8%	5,848	16.1%
HTH 212	54737	10	Y	N	PERM	B	PHARMACY TECHNICIAN ENTRY	4	36,096.00	461.63	8,006.64	22.2%	10.00	173.72	0.5%	8,180	22.7%
HTH 212	29028	9	Y	N	PERM	B	REGISTERED PROF NURSE III	20	90,552.00	564.75	24,623.35	27.2%	-	-	0.0%	24,623	27.2%
HTH 212	55411	29	Y	N	PERM	B	REGISTERED PROF NURSE VI	24	88,038.64	344.88	15,553.23	17.7%	3.50	165.24	0.2%	15,718	17.9%
HTH 212	31998	10	Y	N	PERM	B	NURSE AIDE FP	4	36,096.00	340.76	5,897.45	16.3%	-	-	0.0%	5,897	16.3%
HTH 212	56626	13	Y	N	PERM	B	PERFUSIONIST II	28	76,484.00	287.90	19,888.13	26.0%	8.00	552.64	0.7%	20,441	26.7%
HTH 212	56625	13	Y	N	PERM	B	PERFUSIONIST II	28	75,655.04	325.27	22,469.65	29.7%	8.00	552.64	0.7%	23,022	30.4%
HTH 212	32014	10	Y	N	PERM	B	RESPIRATORY THERAPY TECH FP	12	62,226.00	209.75	6,681.79	10.7%	0.75	23.85	0.0%	6,706	10.8%
HTH 212	57846	32	N	N	PERM	B	ASST DIR OF NURSING	3	121,369.88	393.75	22,901.50	18.9%	-	-	0.0%	22,902	18.9%
HTH 212	54579	10	Y	N	PERM	B	EMERGENCY ROOM ASST ENTRY	6	31,134.73	341.75	6,681.80	21.5%	12.00	240.96	0.8%	6,923	22.2%
HTH 212	22662	3	Y	N	PERM	B	SECRETARY I	12	34,890.00	420.79	7,376.46	21.1%	70.14	1,229.56	3.5%	8,606	24.7%
HTH 212	37359	9	Y	N	PERM	B	REGISTERED PROF NURSE III	20	77,071.50	217.76	8,441.09	11.0%	-	-	0.0%	8,441	11.0%
HTH 212	53435	9	Y	N	PERM	B	REGISTERED PROF NURSE III	20	63,064.61	300.76	13,892.27	22.0%	-	-	0.0%	13,892	22.0%
HTH 212	41964	9	Y	N	PERM	B	REGISTERED PROF NURSE III	20	92,888.52	1,751.50	78,108.95	84.1%	-	-	0.0%	78,109	84.1%
HTH 212	19812	1	Y	N	PERM	B	DIETARY AIDE	3	36,195.50	237.38	4,127.69	11.4%	15.00	261.45	0.7%	4,389	12.1%
HTH 212	57840	3	Y	N	PERM	B	HEALTH UNIT CLERK I	8	16,138.82	127.00	1,615.68	10.0%	-	-	0.0%	1,616	10.0%
HTH 212	53534	10	Y	N	PERM	B	PHARMACY TECHNICIAN FP	6	38,592.50	559.01	10,255.42	26.6%	22.25	413.96	1.1%	10,669	27.6%
HTH 212	40457	10	Y	N	PERM	B	NURSE AIDE FP	4	36,096.00	464.00	8,052.55	22.3%	-	-	0.0%	8,053	22.3%
HTH 212	56233	9	Y	N	PERM	B	REGISTERED PROF NURSE III	20	89,111.31	199.50	8,915.67	10.0%	-	-	0.0%	8,916	10.0%
HTH 212	57028	3	Y	N	PERM	B	PATIENT ACCESS REP I	11	28,852.93	819.38	11,815.51	41.0%	-	-	0.0%	11,816	41.0%
HTH 212	35274	13	Y	N	PERM	B	IMAGING SPECIALIST V	24	70,188.00	478.93	16,307.56	23.2%	17.38	591.79	0.8%	16,899	24.1%
HTH 212	54463	9	Y	N	PERM	B	REGISTERED PROF NURSE III	20	59,405.37	183.52	8,464.03	14.2%	-	-	0.0%	8,464	14.2%
HTH 212	53902	2	Y	N	PERM	B	ENVIRON SVCS SUPERVISOR I	102	39,620.00	383.00	7,281.93	18.4%	-	-	0.0%	7,282	18.4%
HTH 212	56264	3	Y	N	PERM	B	HEALTH INFO TECH III	15	40,998.00	648.77	12,738.95	31.1%	-	-	0.0%	12,739	31.1%
HTH 212	57023	3	Y	N	PERM	B	PATIENT ACCESS REP II	13	36,409.50	504.25	8,816.93	24.2%	-	-	0.0%	8,817	24.2%
HTH 212	56382	10	Y	N	PERM	B	TRANSPORTER	2	33,911.50	263.00	4,269.87	12.6%	-	-	0.0%	4,270	12.6%
HTH 212	53797	10	Y	N	PERM	B	TELEMETRY TECHNICIAN FP	8	41,527.65	1,301.62	26,079.18	62.8%	20.00	400.40	1.0%	26,480	63.8%
HTH 212	57053	35	N	N	PERM	B	HOSPITAL MANAGEMENT OFFICER	7	111,879.14	399.75	20,875.25	18.7%	-	-	0.0%	20,875	18.7%
HTH 212	57048	3	Y	N	PERM	B	PATIENT ACCESS REP I	11	35,972.98	542.25	9,489.61	26.4%	-	-	0.0%	9,490	26.4%
HTH 212	55418	13	Y	N	PERM	B	IMAGING SPECIALIST II	18	28,905.50	114.00	2,995.92	10.4%	52.50	1,379.70	4.8%	4,376	15.1%
HTH 212	53894	63	N	N	PERM	B	SECRETARY III	16	36,299.50	450.40	7,895.54	21.8%	-	-	0.0%	7,896	21.8%
HTH 212	56529	10	Y	N	PERM	B	EMERGENCY ROOM ASST FP	8	25,270.93	294.75	5,864.87	23.2%	-	-	0.0%	5,865	23.2%
HTH 212	55769	35	N	N	PERM	B	SENIOR CONTRACTS MANAGER	5	91,262.04	608.16	26,561.14	29.1%	-	-	0.0%	26,561	29.1%
HTH 212	56981	9	Y	N	PERM	B	REGISTERED PROF NURSE III	20	64,922.78	172.05	7,670.98	11.8%	-	-	0.0%	7,671	11.8%
HTH 212	56986	3	Y	N	PERM	B	MEDICAL TRANSCRIPTIONIST IV	16	54,012.00	1,541.00	39,853.33	73.8%	-	-	0.0%	39,853	73.8%
HTH 212	19685	9	Y	N	PERM	B	REGISTERED PROF NURSE III	20	95,128.50	584.27	26,663.93	28.0%	-	-	0.0%	26,664	28.0%
HTH 212	28974	9	Y	N	PERM	B	REGISTERED PROF NURSE III	20	62,873.67	200.25	9,638.04	15.3%	-	-	0.0%	9,638	15.3%
HTH 212	53691	10	Y	N	PERM	B	OCCUP THERAPY AIDE ENTRY	4	31,853.62	193.25	3,350.36	10.5%	68.25	1,183.46	3.7%	4,534	14.2%
HTH 212	56545	9	Y	N	PERM	B	REGISTERED PROF NURSE III	20	90,552.00	305.15	13,188.33	14.6%	-	-	0.0%	13,188	14.6%
HTH 212	57029	3	Y	N	PERM	B	PATIENT ACCESS REP II	13	36,409.50	918.01	16,036.46	44.0%	-	-	0.0%	16,036	44.0%
HTH 212	108503	0	N	Y	PERM	B	DIRECTOR OF NURSING	1	132,300.00	260.25	14,324.16	10.8%	-	-	0.0%	14,324	10.8%

Department of Health - Hawaii Health Systems Corporation  
Overtime Position List

Table 18

(Only for Positions the Sum of Overtime Paid and Value of Compensatory Time for which was at Least 10% of Base Pay during FY15)

HTH 212	19762	9	Y	N	PERM	B	REGISTERED PROF NURSE III	20	90,498.68	228.64	9,919.03	11.0%	159.88	7,063.09	7.8%	16,982	18.8%
HTH 212	55888	9	Y	N	PERM	B	REGISTERED PROF NURSE III	20	90,150.00	557.84	24,424.86	27.1%	-	-	0.0%	24,425	27.1%
HTH 212	54413	9	Y	N	PERM	B	REGISTERED PROF NURSE III	20	75,078.00	430.57	20,694.23	27.6%	57.00	2,743.41	3.7%	23,438	31.2%
HTH 212	54597	1	Y	N	PERM	B	BLDG MAINT WORKER I	9	47,196.00	560.65	12,686.91	26.9%	-	-	0.0%	12,687	26.9%
HTH 212	57198	9	Y	N	PERM	B	REGISTERED PROF NURSE III	20	83,314.02	261.76	11,395.77	13.7%	7.50	327.08	0.4%	11,723	14.1%
HTH 212	54100	9	Y	N	PERM	B	REGISTERED PROF NURSE III	20	92,804.50	311.13	13,904.40	15.0%	-	-	0.0%	13,904	15.0%
HTH 212	55226	10	Y	N	PERM	B	NURSE AIDE FP	4	36,096.00	1,008.75	17,475.41	48.4%	-	-	0.0%	17,475	48.4%
HTH 212	55218	3	Y	N	PERM	B	HEALTH UNIT CLERK II	10	33,666.00	689.25	11,143.96	33.1%	-	-	0.0%	11,144	33.1%
HTH 212	57547	1	Y	N	PERM	B	KITCHEN HELPER	2	34,716.09	387.00	6,437.40	18.5%	-	-	0.0%	6,437	18.5%
HTH 212	57046	3	Y	N	PERM	B	PATIENT ACCESS REP II	13	31,186.00	449.26	6,724.45	21.6%	-	-	0.0%	6,724	21.6%
HTH 212	32073	13	Y	N	PERM	B	PHARMACIST I	22	59,823.50	163.15	9,674.03	16.2%	-	-	0.0%	9,674	16.2%
HTH 212	56185	13	Y	N	PERM	B	PHARMACIST I	22	33,352.50	76.50	4,577.76	13.7%	69.00	4,128.96	12.4%	8,707	26.1%
HTH 212	55653	10	Y	N	PERM	B	HEALTH CARE AIDE FP	6	38,592.50	244.00	4,526.28	11.7%	36.00	670.68	1.7%	5,197	13.5%
HTH 212	53603	10	Y	N	PERM	B	EMERGENCY ROOM ASST FP	8	40,229.50	222.00	4,263.52	10.6%	-	-	0.0%	4,264	10.6%
HTH 212	55872	73	N	N	TEMP	B	PHYSICAL THERAPIST III	20	7,421.41	24.00	784.44	10.6%	-	-	0.0%	784	10.6%
HTH 212	58122	9	Y	N	TEMP	B	REGISTERED PROF NURSE III	20	56,674.39	351.77	15,361.78	27.1%	7.38	322.65	0.6%	15,684	27.7%
HTH 212	29027	9	Y	N	PERM	B	REGISTERED PROF NURSE III	20	81,323.71	212.25	9,452.34	11.6%	-	-	0.0%	9,452	11.6%
HTH 212	55570	3	Y	N	PERM	B	HOSPITAL SECURITY OFFICER I	14	37,919.00	415.50	7,549.11	19.9%	-	-	0.0%	7,549	19.9%
HTH 212	55757	9	Y	N	PERM	B	REGISTERED PROF NURSE III	20	92,450.79	213.03	9,509.29	10.3%	-	-	0.0%	9,509	10.3%
HTH 212	29031	9	Y	N	PERM	B	REGISTERED PROF NURSE III	20	74,426.60	402.38	17,945.79	24.1%	-	-	0.0%	17,946	24.1%
HTH 212	57548	10	Y	N	PERM	B	NURSE AIDE ENTRY	2	33,911.50	501.38	8,167.51	24.1%	24.75	403.18	1.2%	8,571	25.3%
HTH 212	56526	9	Y	N	PERM	B	REGISTERED PROF NURSE III	20	72,441.60	255.29	11,095.40	15.3%	58.13	2,535.05	3.5%	13,630	18.8%
HTH 212	49400	9	Y	N	PERM	B	REGISTERED PROF NURSE III	20	90,552.00	471.79	20,461.84	22.6%	70.76	3,085.84	3.4%	23,548	26.0%
HTH 212	30916	9	Y	N	PERM	B	REGISTERED PROF NURSE III	20	15,118.00	48.00	1,593.96	10.5%	-	-	0.0%	1,594	10.5%
HTH 212	57985	9	Y	N	PERM	B	REGISTERED PROF NURSE IV	22	97,666.91	222.38	11,087.94	11.4%	-	-	0.0%	11,088	11.4%
HTH 212	56380	13	Y	N	PERM	B	SOCIAL WORKER IV	22	56,087.70	217.50	6,891.28	12.3%	-	-	0.0%	6,891	12.3%
HTH 212	56357	10	Y	N	TEMP	B	NURSE AIDE FP	4	22,539.58	710.88	12,375.19	54.9%	-	-	0.0%	12,375	54.9%
HTH 212	53680	9	Y	N	PERM	B	REGISTERED PROF NURSE IV	22	99,848.00	350.25	16,807.72	16.8%	20.25	973.82	1.0%	17,782	17.8%
HTH 212	57033	3	Y	N	PERM	B	PATIENT ACCESS REP II	13	29,940.00	333.38	4,794.34	16.0%	-	-	0.0%	4,794	16.0%
HTH 212	57027	3	Y	N	PERM	B	PATIENT ACCESS REP II	13	20,843.09	266.63	5,228.26	25.1%	-	-	0.0%	5,228	25.1%
HTH 212	53685	9	Y	N	PERM	B	REGISTERED PROF NURSE IV	22	55,303.53	198.28	9,488.18	17.2%	15.63	751.65	1.4%	10,240	18.5%
HTH 212	57018	3	Y	N	PERM	B	PATIENT ACCESS REP II	13	39,428.50	684.75	12,960.14	32.9%	-	-	0.0%	12,960	32.9%
HTH 212	25332	9	Y	N	PERM	B	REGISTERED PROF NURSE III	20	86,034.49	295.75	13,043.65	15.2%	-	-	0.0%	13,044	15.2%
HTH 212	56975	9	Y	N	PERM	B	REGISTERED PROF NURSE III	20	92,804.50	303.04	13,482.82	14.5%	7.88	352.16	0.4%	13,835	14.9%
HTH 212	37370	9	Y	N	PERM	B	REGISTERED PROF NURSE III	20	95,128.50	484.44	22,148.48	23.3%	64.89	2,972.61	3.1%	25,121	26.4%
HTH 212	53834	9	Y	N	PERM	B	REGISTERED PROF NURSE III	20	91,621.72	633.76	30,470.05	33.3%	-	-	0.0%	30,470	33.3%
HTH 212	52193	10	Y	N	PERM	B	NURSE AIDE FP	4	29,976.71	478.50	8,324.12	27.8%	84.00	1,461.43	4.9%	9,786	32.6%
HTH 212	54831	10	Y	N	PERM	B	NURSE AIDE FP	4	36,096.00	341.25	5,921.27	16.4%	-	-	0.0%	5,921	16.4%
HTH 212	54449	13	Y	N	PERM	B	IMAGING SPECIALIST IV	22	13,005.00	80.26	2,458.36	18.9%	8.26	253.00	1.9%	2,711	20.8%
HTH 212	19754	10	Y	N	PERM	B	NURSE AIDE FP	4	36,096.00	1,398.50	24,213.09	67.1%	-	-	0.0%	24,213	67.1%
HTH 212	19764	9	Y	N	PERM	B	REGISTERED PROF NURSE III	20	95,128.50	572.30	26,131.76	27.5%	33.38	1,529.14	1.6%	27,661	29.1%
HTH 212	32010	3	Y	N	PERM	B	HEALTH UNIT CLERK II	10	39,492.00	219.63	4,139.71	10.5%	-	-	0.0%	4,140	10.5%
HTH 212	54846	10	Y	N	PERM	B	NURSE AIDE FP	4	36,096.00	262.50	4,536.83	12.6%	-	-	0.0%	4,537	12.6%
HTH 212	56619	10	Y	N	PERM	B	EEG TECH FP	8	41,594.50	504.00	10,076.92	24.2%	-	-	0.0%	10,077	24.2%
HTH 212	40009	3	Y	N	PERM	B	CLERK IV	10	28,544.99	446.32	6,428.80	22.5%	-	-	0.0%	6,429	22.5%
HTH 212	57021	3	Y	N	PERM	B	PATIENT ACCESS REP II	13	37,919.00	1,328.75	24,170.97	63.7%	-	-	0.0%	24,171	63.7%
HTH 212	53760	29	Y	N	PERM	B	REGISTERED PROF NURSE V	23	106,437.00	497.81	25,267.13	23.7%	67.01	3,434.93	3.2%	28,702	27.0%
HTH 212	53535	10	Y	N	PERM	B	PHARMACY TECHNICIAN FP	6	30,611.50	254.00	4,723.64	15.4%	-	-	0.0%	4,724	15.4%
HTH 212	31935	1	Y	N	PERM	B	KITCHEN HELPER	2	14,570.41	105.75	1,809.81	12.4%	-	-	0.0%	1,810	12.4%

Department of Health - Hawaii Health Systems Corporation  
Overtime Position List

Table 18

(Only for Positions the Sum of Overtime Paid and Value of Compensatory Time for which was at Least 10% of Base Pay during FY15)

HTH 212	44878	9	Y	N	PERM	B	REGISTERED PROF NURSE III	20	92,195.17	264.00	12,666.03	13.7%	-	-	0.0%	12,666	13.7%
HTH 212	53510	10	Y	N	PERM	B	NURSE AIDE FP	4	36,096.00	386.75	6,693.76	18.5%	-	-	0.0%	6,694	18.5%
HTH 212	56633	9	Y	N	PERM	B	REGISTERED PROF NURSE III	20	88,853.11	401.31	18,307.19	20.6%	-	-	0.0%	18,307	20.6%
HTH 212	56635	9	Y	N	PERM	B	REGISTERED PROF NURSE III	20	86,343.08	239.25	10,670.01	12.4%	-	-	0.0%	10,670	12.4%
HTH 212	56985	3	Y	N	PERM	B	HEALTH INFO TECH II	13	32,870.38	835.77	13,205.99	40.2%	30.00	486.30	1.5%	13,692	41.7%
HTH 212	55868	9	Y	N	PERM	B	REGISTERED PROF NURSE III	20	83,470.15	402.75	17,450.54	20.9%	-	-	0.0%	17,451	20.9%
HTH 212	54561	9	Y	N	PERM	B	REGISTERED PROF NURSE IV	22	59,899.32	136.16	6,768.85	11.3%	-	-	0.0%	6,769	11.3%
HTH 212	55929	35	N	N	PERM	B	HOSPITAL MANAGEMENT OFFICER	7	119,856.00	403.50	23,052.72	19.2%	-	-	0.0%	23,053	19.2%
HTH 212	53726	10	Y	N	PERM	B	SURGICAL TECHNICIAN FP	8	41,670.00	1,108.56	25,394.07	60.9%	-	-	0.0%	25,394	60.9%
HTH 212	57025	3	Y	N	PERM	B	PATIENT ACCESS REP II	13	15,144.73	130.50	2,033.51	13.4%	108.75	1,697.59	11.2%	3,731	24.6%
HTH 212	54353	10	Y	N	PERM	B	EMERGENCY ROOM ASST FP	8	7,808.59	51.00	1,024.08	13.1%	-	-	0.0%	1,024	13.1%
HTH 212	55802	35	N	N	PERM	B	DIR OF IMAGING (REGION)	5	101,053.54	381.00	18,501.92	18.3%	117.00	5,702.58	5.6%	24,205	24.0%
HTH 212	32012	10	Y	N	PERM	B	RESPIRATORY THERAPY TECH FP	12	52,729.00	198.75	5,574.36	10.6%	-	-	0.0%	5,574	10.6%
HTH 212	54659	9	Y	N	PERM	B	REGISTERED PROF NURSE III	20	73,627.84	352.26	13,022.96	17.7%	-	-	0.0%	13,023	17.7%
HTH 212	55823	10	Y	N	PERM	B	TELEMETRY TECHNICIAN FP	8	41,107.52	302.01	6,021.98	14.6%	22.50	451.80	1.1%	6,474	15.7%
HTH 212	54919	9	Y	N	PERM	B	REGISTERED PROF NURSE III	20	100,104.00	590.25	28,252.05	28.2%	4.00	192.52	0.2%	28,445	28.4%
HTH 212	54139	35	N	N	PERM	B	INFORMATION SYSTEMS MGR II	5	90,925.30	333.00	14,491.49	15.9%	-	-	0.0%	14,491	15.9%
HTH 212	58138	10	Y	N	TEMP	B	EMERGENCY ROOM ASST ENTRY	6	28,546.00	557.38	9,643.63	33.8%	8.00	138.72	0.5%	9,782	34.3%
HTH 212	30923	3	Y	N	PERM	B	CENTRAL SUPPLY AIDE III	10	39,492.00	222.26	4,196.33	10.6%	-	-	0.0%	4,196	10.6%
HTH 212	38073	3	Y	N	PERM	B	HOSPITAL SECURITY OFFICER I	14	17,654.13	168.00	2,723.28	15.4%	-	-	0.0%	2,723	15.4%
HTH 212	54944	10	Y	N	PERM	B	EMERGENCY ROOM ASST ENTRY	6	22,050.96	1,087.38	20,114.47	91.2%	-	-	0.0%	20,114	91.2%
HTH 212	57988	13	Y	N	PERM	B	SOCIAL WORKER IV	22	19,211.36	96.75	2,499.07	13.0%	1.50	38.75	0.2%	2,538	13.2%
HTH 212	57849	3	Y	N	PERM	B	TRAUMA REGISTRAR TECH II	12	36,409.50	1,092.02	19,096.94	52.5%	-	-	0.0%	19,097	52.5%
HTH 212	29044	3	Y	N	PERM	B	SECRETARY I	12	39,428.50	901.50	17,051.23	43.2%	-	-	0.0%	17,051	43.2%
HTH 212	54345	10	Y	N	PERM	B	RESPIRATORY THERAPY TECH FP	12	52,729.00	876.88	25,143.69	47.7%	-	-	0.0%	25,144	47.7%
HTH 212	30906	10	Y	N	PERM	B	NURSE AIDE FP	4	36,096.00	336.25	5,820.78	16.1%	8.00	138.72	0.4%	5,960	16.5%
HTH 212	57043	3	Y	N	PERM	B	PATIENT ACCESS REP II	13	32,518.50	704.50	10,954.22	33.7%	-	-	0.0%	10,954	33.7%
HTH 212	57026	3	Y	N	PERM	B	PATIENT ACCESS REP I	11	7,951.36	225.00	3,046.54	38.3%	-	-	0.0%	3,047	38.3%
HTH 212	29013	10	Y	N	PERM	B	LICENSED PRACTICAL NURSE FP	8	48,674.00	237.76	5,650.77	11.6%	-	-	0.0%	5,651	11.6%
HTH 212	56256	3	Y	N	PERM	B	SECRETARY I	12	32,408.00	878.26	13,641.94	42.1%	-	-	0.0%	13,642	42.1%
HTH 212	55648	3	Y	N	PERM	B	HOSPITAL SECURITY OFFICER II	16	39,428.50	494.25	9,364.17	23.7%	-	-	0.0%	9,364	23.7%
HTH 212	33084	9	Y	N	PERM	B	REGISTERED PROF NURSE III	20	75,067.50	305.88	11,427.82	15.2%	-	-	0.0%	11,428	15.2%
HTH 212	55858	3	Y	N	PERM	B	CLERK IV	10	39,492.00	249.39	4,714.33	11.9%	-	-	0.0%	4,714	11.9%
HTH 212	32101	3	Y	N	PERM	B	HEALTH UNIT CLERK II	10	37,980.00	372.75	6,781.22	17.9%	-	-	0.0%	6,781	17.9%
HTH 212	56989	3	Y	N	PERM	B	CODER III	17	41,264.50	227.64	4,899.69	11.9%	-	-	0.0%	4,900	11.9%
HTH 212	44915	3	Y	N	PERM	B	HEALTH UNIT CLERK II	10	32,408.00	360.75	5,603.56	17.3%	-	-	0.0%	5,604	17.3%
HTH 212	56398	3	Y	N	PERM	B	HEALTH UNIT CLERK II	10	29,940.00	327.75	4,691.32	15.7%	-	-	0.0%	4,691	15.7%
HTH 212	50624	9	Y	N	PERM	B	REGISTERED PROF NURSE III	20	61,833.77	179.50	8,615.46	13.9%	-	-	0.0%	8,615	13.9%
HTH 212	41525	9	Y	N	PERM	B	REGISTERED PROF NURSE III	20	85,778.72	201.75	9,016.21	10.5%	-	-	0.0%	9,016	10.5%
HTH 212	56719	9	Y	N	PERM	B	REGISTERED PROF NURSE III	20	86,155.59	216.52	9,703.44	11.3%	54.00	2,354.94	2.7%	12,058	14.0%
HTH 212	57049	3	Y	N	PERM	B	PATIENT ACCESS REP I	11	31,186.00	820.90	12,282.53	39.4%	-	-	0.0%	12,283	39.4%
HTH 212	43058	93	N	N	PERM	B	HUMAN RESOURCES SPECIALIST VI	26	79,382.76	404.31	15,393.09	19.4%	-	-	0.0%	15,393	19.4%
HTH 212	55697	13	Y	N	PERM	B	MANAGEMENT ANALYST V	24	63,718.00	285.38	8,649.61	13.6%	39.00	1,285.09	2.0%	9,935	15.6%
HTH 212	53841	9	Y	N	PERM	B	REGISTERED PROF NURSE III	20	95,128.50	281.81	12,851.23	13.5%	12.39	567.59	0.6%	13,419	14.1%
HTH 212	44519	9	Y	N	PERM	B	REGISTERED PROF NURSE III	20	68,375.69	465.75	15,744.55	23.0%	-	-	0.0%	15,745	23.0%
HTH 212	57031	3	Y	N	PERM	B	PATIENT ACCESS REP II	13	33,889.54	833.00	13,498.06	39.8%	-	-	0.0%	13,498	39.8%
HTH 212	37366	9	Y	N	PERM	B	REGISTERED PROF NURSE III	20	95,292.00	373.17	16,996.92	17.8%	82.53	3,780.70	4.0%	20,778	21.8%
HTH 212	19784	23	Y	N	PERM	B	PHARMACIST III	26	59,916.50	526.51	35,780.03	59.7%	72.38	4,927.63	8.2%	40,708	67.9%
HTH 212	57015	3	Y	N	PERM	B	PATIENT ACCESS REP III	15	37,919.00	880.88	16,011.93	42.2%	-	-	0.0%	16,012	42.2%

Department of Health - Hawaii Health Systems Corporation  
Overtime Position List

Table 18

(Only for Positions the Sum of Overtime Paid and Value of Compensatory Time for which was at Least 10% of Base Pay during FY15)

HTH 212	19887	13	Y	N	PERM	B	PHARMACIST I	22	2,821.43	12.00	659.88	23.4%	-	-	0.0%	660	23.4%
HTH 212	19887	13	Y	N	PERM	B	PHARMACIST I	22	35,550.00	223.75	12,306.25	34.6%	-	-	0.0%	12,306	34.6%
HTH 212	19675	9	Y	N	PERM	B	REGISTERED PROF NURSE III	20	90,855.90	269.65	12,624.18	13.9%	-	-	0.0%	12,624	13.9%
HTH 212	32071	13	Y	N	PERM	B	PHARMACIST I	22	45,425.00	126.00	6,930.00	15.3%	65.25	3,588.75	7.9%	10,519	23.2%
HTH 212	56994	23	Y	N	PERM	B	PATIENT FIN SVCS MGR II	26	60,017.00	1,670.66	48,039.37	80.0%	-	-	0.0%	48,039	80.0%
HTH 212	41526	9	Y	N	PERM	B	REGISTERED PROF NURSE II	18	23,504.76	135.75	2,511.59	10.7%	141.25	3,958.94	16.8%	6,471	27.5%
HTH 212	19774	23	Y	N	PERM	B	MEDICAL TECHNOLOGIST V	24	80,496.00	1,008.06	41,935.32	52.1%	-	-	0.0%	41,935	52.1%
HTH 212	55151	10	Y	N	PERM	B	PHARMACY TECHNICIAN FP	6	38,592.50	225.00	4,171.95	10.8%	-	-	0.0%	4,172	10.8%
HTH 212	53489	9	Y	N	PERM	B	REGISTERED PROF NURSE III	20	58,877.68	154.88	7,027.39	11.9%	-	-	0.0%	7,027	11.9%
HTH 212	56996	3	Y	N	PERM	B	PATIENT ACCOUNT REP V	19	49,968.00	530.31	12,672.18	25.4%	-	-	0.0%	12,672	25.4%
HTH 212	55145	9	Y	N	PERM	B	REGISTERED PROF NURSE III	20	32,327.58	147.13	6,167.66	19.1%	68.25	2,817.88	8.7%	8,986	27.8%
HTH 212	56998	3	Y	N	PERM	B	PATIENT ACCOUNT REP III	15	42,396.62	457.17	9,372.86	22.1%	-	-	0.0%	9,373	22.1%
HTH 212	35273	29	Y	N	PERM	B	REGISTERED PROF NURSE V	23	103,837.50	299.53	14,942.41	14.4%	158.27	7,915.08	7.6%	22,857	22.0%
HTH 212	32111	29	Y	N	PERM	B	REGISTERED PROF NURSE V	23	111,136.50	227.25	12,089.11	10.9%	-	-	0.0%	12,089	10.9%
HTH 212	43056	93	N	N	PERM	B	HUMAN RESOURCES SPECIALIST VI	26	69,968.50	261.01	8,542.43	12.2%	5.25	177.14	0.3%	8,720	12.5%
HTH 212	53810	10	Y	N	PERM	B	NURSE AIDE FP	4	36,096.00	832.25	14,399.90	39.9%	-	-	0.0%	14,400	39.9%
HTH 212	19670	29	Y	N	PERM	B	REGISTERED PROF NURSE V	23	114,804.00	288.75	15,752.26	13.7%	183.38	10,120.74	8.8%	25,873	22.5%
HTH 212	19761	29	Y	N	PERM	B	REGISTERED PROF NURSE VII	25	124,200.00	209.40	12,503.30	10.1%	5.75	343.33	0.3%	12,847	10.3%
HTH 212	56396	10	Y	N	PERM	B	OCCUP THERAPY AIDE FP	6	37,762.99	306.75	5,673.26	15.0%	42.75	794.54	2.1%	6,468	17.1%
HTH 212	57706	3	Y	N	PERM	B	HOSPITAL SECURITY OFFICER I	14	28,702.14	239.25	3,878.24	13.5%	-	-	0.0%	3,878	13.5%
HTH 212	55183	10	Y	N	PERM	B	NURSE AIDE FP	4	36,096.00	270.25	4,686.54	13.0%	8.00	138.72	0.4%	4,825	13.4%
HTH 212	36197	9	Y	N	PERM	B	REGISTERED PROF NURSE III	20	100,104.00	239.51	11,524.65	11.5%	-	-	0.0%	11,525	11.5%
HTH 212	53809	10	Y	N	PERM	B	NURSE AIDE FP	4	36,096.00	515.25	8,921.96	24.7%	48.00	832.32	2.3%	9,754	27.0%
HTH 212	57126	9	Y	N	PERM	B	REGISTERED PROF NURSE III	20	92,804.50	1,411.50	62,790.14	67.7%	-	-	0.0%	62,790	67.7%
HTH 212	19841	1	Y	N	PERM	B	LAUNDRY WORKER I	3	36,195.50	309.25	5,339.98	14.8%	-	-	0.0%	5,340	14.8%
HTH 212	53724	10	Y	N	PERM	B	SURGICAL TECHNICIAN FP	8	48,664.50	775.58	17,449.44	35.9%	-	-	0.0%	17,449	35.9%
HTH 212	53977	10	Y	N	PERM	B	PSYCHIATRIC AIDE FP	6	38,592.50	683.12	12,686.14	32.9%	-	-	0.0%	12,686	32.9%
HTH 212	55594	29	Y	N	PERM	B	REGISTERED PROF NURSE IV	22	58,670.09	245.02	11,588.39	19.8%	120.01	5,771.28	9.8%	17,360	29.6%
HTH 212	55565	9	Y	N	PERM	B	REGISTERED PROF NURSE III	20	84,172.05	222.75	9,921.59	11.8%	20.25	904.97	1.1%	10,827	12.9%
HTH 212	29025	9	Y	N	PERM	B	REGISTERED PROF NURSE III	20	87,480.22	297.13	13,597.47	15.5%	-	-	0.0%	13,597	15.5%
HTH 212	53808	10	Y	N	PERM	B	PHARMACY TECHNICIAN FP	6	24,185.50	152.26	2,832.98	11.7%	-	-	0.0%	2,833	11.7%
HTH 212	57453	10	Y	N	PERM	B	TELEMETRY TECHNICIAN FP	8	41,594.50	558.75	11,160.97	26.8%	-	-	0.0%	11,161	26.8%
HTH 212	36209	10	Y	N	PERM	B	LICENSED PRACTICAL NURSE FP	8	41,594.50	263.00	5,329.21	12.8%	-	-	0.0%	5,329	12.8%
HTH 212	41589	9	Y	N	PERM	B	REGISTERED PROF NURSE III	20	51,049.33	459.27	20,955.28	41.0%	-	-	0.0%	20,955	41.0%
HTH 212	37354	9	Y	N	PERM	B	REGISTERED PROF NURSE III	20	92,804.50	311.40	13,850.24	14.9%	0.38	16.98	0.0%	13,867	14.9%
HTH 212	54022	9	Y	N	PERM	B	REGISTERED PROF NURSE III	20	64,102.19	217.13	6,415.45	10.0%	-	-	0.0%	6,415	10.0%
HTH 212	20052	1	Y	N	PERM	B	BLDG MAINT WORKER II	9	50,083.00	585.75	14,052.33	28.1%	-	-	0.0%	14,052	28.1%
HTH 212	19839	1	Y	N	PERM	B	LAUNDRY HELPER I	2	34,519.36	255.00	4,289.20	12.4%	-	-	0.0%	4,289	12.4%
HTH 212	54845	10	Y	N	PERM	B	NURSE AIDE FP	4	35,899.56	649.13	11,272.67	31.4%	-	-	0.0%	11,273	31.4%
HTH 212	56360	9	Y	N	PERM	B	REGISTERED PROF NURSE III	20	83,149.00	784.15	34,196.78	41.1%	-	-	0.0%	34,197	41.1%
HTH 212	54784	3	Y	N	PERM	B	PRE AUDIT CLERK I	11	31,186.00	604.54	9,060.87	29.1%	-	-	0.0%	9,061	29.1%
HTH 212	57014	3	Y	N	PERM	B	PATIENT ACCESS REP III	15	36,409.50	990.00	17,278.87	47.5%	-	-	0.0%	17,279	47.5%
HTH 212	55575	3	Y	N	PERM	B	HOSPITAL SECURITY OFFICER I	14	32,129.50	279.00	4,696.85	14.6%	-	-	0.0%	4,697	14.6%
HTH 212	53684	9	Y	N	PERM	B	REGISTERED PROF NURSE IV	22	107,712.00	313.55	16,154.16	15.0%	38.63	2,000.26	1.9%	18,154	16.9%
HTH 212	44505	10	Y	N	PERM	B	NURSE AIDE FP	4	5,986.49	83.00	1,439.22	24.0%	-	-	0.0%	1,439	24.0%
HTH 212	55751	3	Y	N	PERM	B	CLERK IV	10	29,940.00	255.78	3,667.39	12.2%	-	-	0.0%	3,667	12.2%
HTH 212	37355	9	Y	N	PERM	B	REGISTERED PROF NURSE III	20	95,128.50	585.39	26,760.34	28.1%	-	-	0.0%	26,760	28.1%
HTH 212	19664	29	Y	N	PERM	B	REGISTERED PROF NURSE VI	24	99,554.28	413.26	21,096.91	21.2%	-	-	0.0%	21,097	21.2%
HTH 212	19876	10	Y	N	PERM	B	NURSE AIDE FP	4	36,096.00	253.75	4,375.66	12.1%	-	-	0.0%	4,376	12.1%

Department of Health - Hawaii Health Systems Corporation  
Overtime Position List

Table 18

(Only for Positions the Sum of Overtime Paid and Value of Compensatory Time for which was at Least 10% of Base Pay during FY15)

HTH 212	19717	10	Y	N	PERM	B	NURSE AIDE FP	4	36,096.00	1,158.25	20,119.50	55.7%	-	-	0.0%	20,120	55.7%
HTH 212	35313	10	Y	N	PERM	B	RESPIRATORY THERAPY TECH FP	12	50,943.77	270.00	7,315.12	14.4%	-	-	0.0%	7,315	14.4%
HTH 212	54594	10	Y	N	PERM	B	RESPIRATORY THERAPY TECH FP	12	52,729.00	316.51	9,123.41	17.3%	22.50	651.38	1.2%	9,775	18.5%
HTH 212	55801	13	Y	N	PERM	B	IMAGING SPECIALIST VI	26	86,916.00	706.18	33,169.31	38.2%	-	-	0.0%	33,169	38.2%
HTH 212	57455	10	Y	N	PERM	B	TELEMETRY TECHNICIAN FP	8	41,594.50	394.00	7,852.49	18.9%	-	-	0.0%	7,852	18.9%
HTH 212	57045	3	Y	N	PERM	B	PATIENT ACCESS REP II	13	33,780.50	642.38	10,413.01	30.8%	-	-	0.0%	10,413	30.8%
HTH 212	57714	10	Y	N	TEMP	B	NURSE AIDE FP	4	36,096.00	546.00	9,485.73	26.3%	-	-	0.0%	9,486	26.3%
HTH 212	46497	9	Y	N	PERM	B	REGISTERED PROF NURSE III	20	100,104.00	707.67	34,060.16	34.0%	-	-	0.0%	34,060	34.0%
HTH 212	54836	9	Y	N	PERM	B	REGISTERED PROF NURSE III	20	91,974.03	310.15	13,859.25	15.1%	-	-	0.0%	13,859	15.1%
HTH 212	57012	3	Y	N	PERM	B	PATIENT ACCESS REP IV	17	44,317.00	906.13	19,278.05	43.5%	-	-	0.0%	19,278	43.5%
HTH 212	56723	9	Y	N	PERM	B	REGISTERED PROF NURSE III	20	89,947.68	516.00	22,373.18	24.9%	-	-	0.0%	22,373	24.9%
HTH 212	56629	9	Y	N	PERM	B	REGISTERED PROF NURSE III	20	87,995.53	304.38	13,546.86	15.4%	-	-	0.0%	13,547	15.4%
HTH 212	53506	10	Y	N	PERM	B	NURSE AIDE FP	4	41,651.50	1,918.48	36,955.54	88.7%	-	-	0.0%	36,956	88.7%
HTH 212	44510	10	Y	N	PERM	B	NURSE AIDE FP	4	36,096.00	343.25	5,951.95	16.5%	-	-	0.0%	5,952	16.5%
HTH 212	57454	10	Y	N	PERM	B	TELEMETRY TECHNICIAN FP	8	41,594.50	596.63	11,916.42	28.6%	-	-	0.0%	11,916	28.6%
HTH 212	54174	10	Y	N	PERM	B	PHYSICAL THERAPIST ASST FP	10	56,193.69	214.50	5,670.12	10.1%	-	-	0.0%	5,670	10.1%
HTH 212	55569	3	Y	N	PERM	B	HOSPITAL SECURITY OFFICER I	14	35,055.50	243.75	4,098.90	11.7%	-	-	0.0%	4,099	11.7%
HTH 212	51502	10	Y	N	PERM	B	NURSE AIDE FP	4	36,096.00	1,279.24	22,162.54	61.4%	-	-	0.0%	22,163	61.4%
HTH 212	58138	10	Y	N	TEMP	B	EMERGENCY ROOM ASST ENTRY	6	7,754.02	209.25	3,703.23	47.8%	8.00	138.72	1.8%	3,842	49.5%
HTH 212	53611	3	Y	N	PERM	B	MEDICAL TRANSCRIPTIONIST I	10	24,346.43	183.00	2,480.72	10.2%	-	-	0.0%	2,481	10.2%
HTH 212	56196	9	Y	N	PERM	B	REGISTERED PROF NURSE III	20	90,552.00	336.25	15,809.93	17.5%	-	-	0.0%	15,810	17.5%
HTH 212	57465	9	Y	N	PERM	B	REGISTERED PROF NURSE III	20	65,206.73	301.75	12,875.23	19.7%	70.50	2,842.56	4.4%	15,718	24.1%
HTH 212	19721	10	Y	N	PERM	B	NURSE AIDE FP	4	36,096.00	947.25	16,405.64	45.5%	35.25	611.24	1.7%	17,017	47.1%
HTH 212	19716	10	Y	N	PERM	B	LICENSED PRACTICAL NURSE FP	8	46,806.00	344.25	8,538.96	18.2%	-	-	0.0%	8,539	18.2%
HTH 212	25341	9	Y	N	PERM	B	REGISTERED PROF NURSE III	20	95,128.50	579.22	26,534.09	27.9%	-	-	0.0%	26,534	27.9%
HTH 212	19757	10	Y	N	PERM	B	NURSE AIDE FP	4	34,291.74	220.25	3,815.87	11.1%	2.00	34.84	0.1%	3,851	11.2%
HTH 212	19873	3	Y	N	PERM	B	HEALTH INFO TECH III	15	35,291.19	1,600.50	27,963.30	79.2%	36.00	631.08	1.8%	28,594	81.0%
HTH 212	53574	9	Y	N	PERM	B	REGISTERED PROF NURSE III	20	91,398.00	249.66	10,971.39	12.0%	-	-	0.0%	10,971	12.0%
HTH 212	54837	9	Y	N	PERM	B	REGISTERED PROF NURSE III	20	95,566.86	332.79	15,075.71	15.8%	19.50	893.30	0.9%	15,969	16.7%
HTH 212	55141	10	Y	N	PERM	B	EEG TECH FP	8	41,594.50	448.50	8,939.94	21.5%	-	-	0.0%	8,940	21.5%
HTH 212	53505	10	Y	N	PERM	B	NURSE AIDE FP	4	35,539.80	383.50	6,615.27	18.6%	79.25	1,374.20	3.9%	7,989	22.5%
HTH 212	49404	9	Y	N	PERM	B	REGISTERED PROF NURSE III	20	92,804.50	731.26	32,613.78	35.1%	-	-	0.0%	32,614	35.1%
HTH 212	56531	13	Y	N	PERM	B	OCCUPATIONAL THERAPIST III	20	44,826.30	128.25	4,653.03	10.4%	54.00	1,967.76	4.4%	6,621	14.8%
HTH 212	54184	73	N	N	PERM	B	HUMAN RESOURCES SPECIALIST IV	22	53,039.50	454.75	12,808.52	24.1%	31.50	808.29	1.5%	13,617	25.7%
HTH 212	55434	13	Y	N	PERM	B	PROCUREMENT & SUPPLY SPCLT I	16	52,666.50	219.00	5,467.99	10.4%	1.50	40.02	0.1%	5,508	10.5%
HTH 212	50638	9	Y	N	PERM	B	REGISTERED PROF NURSE III	20	89,311.00	422.91	18,191.54	20.4%	141.38	6,165.58	6.9%	24,357	27.3%
HTH 212	19759	10	Y	N	PERM	B	NURSE AIDE FP	4	36,150.00	599.50	10,368.74	28.7%	-	-	0.0%	10,369	28.7%
HTH 212	41960	9	Y	N	PERM	B	REGISTERED PROF NURSE III	20	95,035.50	251.29	11,372.74	12.0%	-	-	0.0%	11,373	12.0%
HTH 212	57050	3	Y	N	PERM	B	PATIENT ACCESS REP I	11	31,186.00	1,041.63	15,606.05	50.0%	-	-	0.0%	15,606	50.0%
HTH 212	33085	9	Y	N	PERM	B	REGISTERED PROF NURSE III	20	95,321.78	320.51	14,655.34	15.4%	-	-	0.0%	14,655	15.4%
HTH 212	54462	9	Y	N	PERM	B	REGISTERED PROF NURSE III	20	92,804.50	352.18	15,629.23	16.8%	-	-	0.0%	15,629	16.8%
HTH 212	55927	10	Y	N	PERM	B	PHARMACY TECHNICIAN FP	6	38,307.85	225.38	4,074.88	10.6%	13.50	251.51	0.7%	4,326	11.3%
HTH 212	57022	3	Y	N	PERM	B	PATIENT ACCESS REP II	13	38,138.12	789.64	14,350.87	37.6%	0.75	13.70	0.0%	14,365	37.7%
HTH 212	57006	23	Y	N	PERM	B	PATIENT ACCESS MGR II	26	49,798.95	434.50	9,740.57	19.6%	129.00	3,579.75	7.2%	13,320	26.7%
HTH 212	57010	3	Y	N	PERM	B	PATIENT ACCESS REP IV	17	39,428.50	773.03	14,608.26	37.1%	36.00	683.64	1.7%	15,292	38.8%
HTH 212	53509	10	Y	N	PERM	B	NURSE AIDE FP	4	36,096.00	1,111.75	19,246.33	53.3%	-	-	0.0%	19,246	53.3%
HTH 212	54590	9	Y	N	PERM	B	REGISTERED PROF NURSE III	20	83,415.63	233.63	10,188.62	12.2%	-	-	0.0%	10,189	12.2%
HTH 212	56718	9	Y	N	PERM	B	REGISTERED PROF NURSE III	20	82,126.53	224.65	9,796.31	11.9%	-	-	0.0%	9,796	11.9%
HTH 212	56182	9	Y	N	PERM	B	REGISTERED PROF NURSE III	20	100,104.00	486.41	23,284.58	23.3%	-	-	0.0%	23,285	23.3%

Department of Health - Hawaii Health Systems Corporation  
Overtime Position List

Table 18

(Only for Positions the Sum of Overtime Paid and Value of Compensatory Time for which was at Least 10% of Base Pay during FY15)

HTH 212	56868	10	Y	N	PERM	B	TRANSPORTER	2	33,911.50	211.13	3,450.33	10.2%	-	-	0.0%	3,450	10.2%
HTH 212	38517	13	Y	N	PERM	B	PHYSICAL THERAPIST III	20	56,511.00	324.40	12,351.16	21.9%	15.75	614.41	1.1%	12,966	22.9%
HTH 212	55879	13	Y	N	PERM	B	PHARMACIST I	22	49,228.50	252.50	14,737.31	29.9%	2.25	127.78	0.3%	14,865	30.2%
HTH 212	22659	9	Y	N	PERM	B	REGISTERED PROF NURSE III	20	89,399.83	221.93	10,144.02	11.3%	29.64	1,292.60	1.4%	11,437	12.8%
HTH 212	53978	10	Y	N	PERM	B	PSYCHIATRIC AIDE FP	6	38,592.50	252.13	4,682.27	12.1%	19.25	356.90	0.9%	5,039	13.1%
HTH 212	56727	9	Y	N	PERM	B	REGISTERED PROF NURSE IV	22	104,915.50	579.00	29,106.42	27.7%	-	-	0.0%	29,106	27.7%
HTH 212	32002	9	Y	N	PERM	B	REGISTERED PROF NURSE III	20	33,091.92	155.75	6,341.21	19.2%	4.00	174.44	0.5%	6,516	19.7%
HTH 212	53662	10	Y	N	PERM	B	RESPIRATORY THERAPY TECH FP	12	62,213.50	574.38	18,286.87	29.4%	-	-	0.0%	18,287	29.4%
HTH 212	38074	3	Y	N	PERM	B	HOSPITAL SECURITY OFFICER I	14	35,021.74	312.13	5,249.25	15.0%	-	-	0.0%	5,249	15.0%
HTH 212	55224	10	Y	N	PERM	B	NURSE AIDE FP	4	36,096.00	408.00	7,058.40	19.6%	12.00	209.04	0.6%	7,267	20.1%
HTH 212	19878	10	Y	N	PERM	B	PHARMACY TECHNICIAN FP	6	25,676.50	143.50	2,660.85	10.4%	-	-	0.0%	2,661	10.4%
HTH 212	58105	13	Y	N	PERM	B	IMAGING MULTI SPCLT	23	65,941.09	373.25	11,891.49	18.0%	16.00	509.24	0.8%	12,401	18.8%
HTH 212	56360	9	Y	N	PERM	B	REGISTERED PROF NURSE III	20	7,403.00	18.00	752.58	10.2%	-	-	0.0%	753	10.2%
HTH 212	54318	9	Y	N	PERM	B	REGISTERED PROF NURSE III	20	58,009.03	823.00	36,779.87	63.4%	-	-	0.0%	36,780	63.4%
HTH 212	26455	10	Y	N	PERM	B	NURSE AIDE FP	4	36,096.00	1,223.00	22,778.70	63.1%	-	-	0.0%	22,779	63.1%
HTH 212	56623	10	Y	N	PERM	B	NURSE AIDE FP	4	31,604.49	252.76	4,388.02	13.9%	22.00	381.96	1.2%	4,770	15.1%
HTH 212	19756	10	Y	N	PERM	B	NURSE AIDE FP	4	34,795.03	894.00	15,550.57	44.7%	-	-	0.0%	15,551	44.7%
HTH 212	55571	3	Y	N	PERM	B	HOSPITAL SECURITY OFFICER I	14	35,055.50	208.50	3,507.78	10.0%	-	-	0.0%	3,508	10.0%
HTH 212	55861	9	Y	N	PERM	B	REGISTERED PROF NURSE III	20	96,048.68	438.75	21,301.18	22.2%	-	-	0.0%	21,301	22.2%
HTH 212	53508	10	Y	N	PERM	B	NURSE AIDE FP	4	30,110.00	475.63	8,255.85	27.4%	-	-	0.0%	8,256	27.4%
HTH 212	54879	9	Y	N	PERM	B	REGISTERED PROF NURSE III	20	94,413.34	942.50	42,065.12	44.6%	28.88	1,290.65	1.4%	43,356	45.9%
HTH 212	19844	1	Y	N	PERM	B	LAUNDRY HELPER I	2	35,200.50	268.75	4,511.98	12.8%	-	-	0.0%	4,512	12.8%
HTH 212	44888	9	Y	N	PERM	B	REGISTERED PROF NURSE III	20	99,534.29	495.05	23,742.43	23.9%	14.75	709.92	0.7%	24,452	24.6%
HTH 212	54451	13	Y	N	PERM	B	IMAGING SPECIALIST II	18	56,364.00	474.02	12,433.57	22.1%	-	-	0.0%	12,434	22.1%
HTH 212	29023	29	Y	N	PERM	B	REGISTERED PROF NURSE VI	24	92,623.86	439.14	21,886.97	23.6%	-	-	0.0%	21,887	23.6%
HTH 212	38076	3	Y	N	PERM	B	HOSPITAL SECURITY OFFICER I	14	37,919.00	288.00	5,237.88	13.8%	-	-	0.0%	5,238	13.8%
HTH 212	56987	3	Y	N	PERM	B	CODER IV	19	63,168.00	1,309.00	41,856.11	66.3%	-	-	0.0%	41,856	66.3%
HTH 212	56631	9	Y	N	PERM	B	REGISTERED PROF NURSE III	20	92,964.00	300.64	13,305.89	14.3%	-	-	0.0%	13,306	14.3%
HTH 212	54510	3	Y	N	PERM	B	CLERK IV	10	27,441.00	192.63	2,777.73	10.1%	52.88	762.53	2.8%	3,540	12.9%
HTH 212	49392	10	Y	N	PERM	B	NURSE AIDE FP	4	36,096.00	1,209.25	20,927.60	58.0%	-	-	0.0%	20,928	58.0%
HTH 212	55772	13	Y	N	PERM	B	IMAGING SPECIALIST IV	22	71,688.00	215.96	7,945.19	11.1%	8.25	303.52	0.4%	8,249	11.5%
HTH 212	53587	13	Y	N	PERM	B	INFORMATION SYSTEMS SPCLT V	24	64,608.00	243.26	7,463.92	11.6%	-	-	0.0%	7,464	11.6%
HTH 212	55212	10	Y	N	PERM	B	PHARMACY TECHNICIAN FP	6	55,061.00	264.75	5,510.00	10.0%	-	-	0.0%	5,510	10.0%
HTH 212	56983	9	Y	N	PERM	B	REGISTERED PROF NURSE III	20	93,093.01	375.28	17,092.91	18.4%	48.01	2,199.34	2.4%	19,292	20.7%
HTH 212	44917	3	Y	N	PERM	B	HEALTH UNIT CLERK II	10	26,204.48	206.00	2,859.28	10.9%	10.00	138.80	0.5%	2,998	11.4%
HTH 212	56612	9	Y	N	PERM	B	REGISTERED PROF NURSE III	20	25,464.00	337.02	14,697.46	57.7%	-	-	0.0%	14,697	57.7%
HTH 212	57123	9	Y	N	PERM	B	REGISTERED PROF NURSE III	20	71,231.63	291.53	12,988.48	18.2%	-	-	0.0%	12,988	18.2%
HTH 212	49395	10	Y	N	PERM	B	NURSE AIDE FP	4	36,096.00	1,190.63	20,656.67	57.2%	12.00	209.04	0.6%	20,866	57.8%
HTH 212	53683	9	Y	N	PERM	B	REGISTERED PROF NURSE IV	22	71,808.00	155.56	8,054.91	11.2%	13.88	718.71	1.0%	8,774	12.2%
HTH 212	55044	32	N	N	PERM	B	ASST DIR OF NURSING	3	133,729.92	742.89	47,692.85	35.7%	-	-	0.0%	47,693	35.7%
HTH 212	52192	10	Y	N	PERM	B	NURSE AIDE FP	4	35,186.31	350.00	6,077.56	17.3%	20.00	346.80	1.0%	6,424	18.3%
HTH 212	54346	10	Y	N	PERM	B	RESPIRATORY THERAPY ASST ENTRY	6	30,815.83	188.63	3,500.10	11.4%	-	-	0.0%	3,500	11.4%
HTH 212	57838	10	Y	N	TEMP	B	TRANSPORTER	2	18,851.16	195.75	3,183.51	16.9%	-	-	0.0%	3,184	16.9%
HTH 212	55227	10	Y	N	PERM	B	NURSE AIDE FP	4	36,096.00	251.88	4,369.67	12.1%	-	-	0.0%	4,370	12.1%
HTH 212	54191	10	Y	N	PERM	B	NURSE AIDE FP	4	36,096.00	420.29	7,734.51	21.4%	-	-	0.0%	7,735	21.4%
HTH 212	55679	13	Y	N	PERM	B	IMAGING SPECIALIST IV	22	62,424.00	359.95	11,025.28	17.7%	97.89	2,998.37	4.8%	14,024	22.5%
HTH 212	57717	23	Y	N	PERM	B	PHARMACIST II	24	74,381.87	294.25	19,209.80	25.8%	-	-	0.0%	19,210	25.8%
HTH 212	49402	9	Y	N	PERM	B	REGISTERED PROF NURSE III	20	93,328.06	1,072.76	48,905.54	52.4%	24.00	1,099.44	1.2%	50,005	53.6%
HTH 212	55173	10	Y	N	PERM	B	EMERGENCY ROOM ASST FP	8	41,594.50	209.25	4,178.36	10.0%	-	-	0.0%	4,178	10.0%



Department of Health - Hawaii Health Systems Corporation

Table 18

Overtime Position List

(Only for Positions the Sum of Overtime Paid and Value of Compensatory Time for which was at Least 10% of Base Pay during FY15)

HTH 212	57464	9	Y	N	PERM	B	REGISTERED PROF NURSE III	20	82,794.19	292.00	12,734.14	15.4%	-	-	0.0%	12,734	15.4%
HTH 212	54754	3	Y	N	PERM	B	CLERK IV	10	32,470.44	213.50	3,325.54	10.2%	-	-	0.0%	3,326	10.2%
HTH 212	55632	9	Y	N	PERM	B	REGISTERED PROF NURSE IV	22	104,915.50	675.80	34,062.74	32.5%	33.00	1,667.49	1.6%	35,730	34.1%
HTH 212	58109	9	Y	N	TEMP	B	REGISTERED PROF NURSE III	20	97,668.00	512.77	23,906.70	24.5%	-	-	0.0%	23,907	24.5%
HTH 212	55086	9	Y	N	PERM	B	REGISTERED PROF NURSE III	20	91,906.39	280.68	13,488.25	14.7%	14.63	704.14	0.8%	14,192	15.4%
HTH 212	35300	1	Y	N	PERM	B	LAUNDRY HELPER I	2	35,269.07	234.75	3,959.86	11.2%	-	-	0.0%	3,960	11.2%
HTH 212	49390	10	Y	N	PERM	B	NURSE AIDE FP	4	36,096.00	1,544.76	26,761.20	74.1%	-	-	0.0%	26,761	74.1%
HTH 212	56632	9	Y	N	PERM	B	REGISTERED PROF NURSE III	20	83,611.89	587.91	25,606.36	30.6%	-	-	0.0%	25,606	30.6%
HTH 212	55511	10	Y	N	PERM	B	TELEMETRY TECHNICIAN FP	8	42,992.00	221.76	4,436.42	10.3%	-	-	0.0%	4,436	10.3%
HTH 212	56990	3	Y	N	PERM	B	CODER I	13	23,790.40	596.76	11,073.07	46.5%	-	-	0.0%	11,073	46.5%
HTH 212	56528	10	Y	N	PERM	B	EMERGENCY ROOM ASST FP	8	19,926.48	576.50	11,504.62	57.7%	42.50	849.45	4.3%	12,354	62.0%
HTH 212	57047	3	Y	N	PERM	B	PATIENT ACCESS REP I	11	9,871.05	220.75	3,183.24	32.2%	-	-	0.0%	3,183	32.2%
HTH 212	38075	3	Y	N	PERM	B	HOSPITAL SECURITY OFFICER I	14	17,654.13	171.50	2,780.01	15.7%	-	-	0.0%	2,780	15.7%
HTH 212	29029	9	Y	N	PERM	B	REGISTERED PROF NURSE III	20	100,104.00	926.04	44,397.92	44.4%	-	-	0.0%	44,398	44.4%
HTH 212	54568	10	Y	N	PERM	B	NURSE AIDE FP	4	39,995.00	842.75	16,232.32	40.6%	-	-	0.0%	16,232	40.6%
HTH 212	55731	3	Y	N	PERM	B	CASHIER CLERK	8	37,919.00	484.94	8,839.49	23.3%	14.00	255.64	0.7%	9,095	24.0%
HTH 212	55146	3	Y	N	PERM	B	CLERK IV	10	31,507.85	281.03	4,842.71	15.4%	-	-	0.0%	4,843	15.4%
HTH 212	53513	10	Y	N	PERM	B	NURSE AIDE FP	4	36,096.00	809.63	14,055.05	38.9%	4.00	69.36	0.2%	14,124	39.1%
HTH 212	55654	10	Y	N	PERM	B	HEALTH CARE AIDE FP	6	38,788.12	217.50	4,021.32	10.4%	-	-	0.0%	4,021	10.4%
HTH 212	57100	9	Y	N	PERM	B	REGISTERED PROF NURSE III	20	91,562.02	324.75	14,313.92	15.6%	-	-	0.0%	14,314	15.6%
HTH 212	56782	10	Y	N	PERM	B	NURSE AIDE FP	4	36,096.00	300.25	5,225.60	14.5%	12.00	208.08	0.6%	5,434	15.1%
HTH 212	55736	10	Y	N	PERM	B	SURGICAL TECHNICIAN FP	8	41,594.50	336.32	7,702.16	18.5%	-	-	0.0%	7,702	18.5%
HTH 212	57549	10	Y	N	PERM	B	NURSE AIDE FP	4	36,096.00	341.50	5,925.33	16.4%	-	-	0.0%	5,925	16.4%
HTH 212	55060	10	Y	N	PERM	B	NURSE AIDE FP	4	36,096.00	302.25	5,230.72	14.5%	-	-	0.0%	5,231	14.5%
HTH 212	55923	1	Y	N	PERM	B	LAUNDRY HELPER I	2	34,707.30	240.38	4,047.45	11.7%	-	-	0.0%	4,047	11.7%
HTH 212	57845	3	Y	N	TEMP	B	SECRETARY I	12	26,339.88	508.79	7,892.05	30.0%	-	-	0.0%	7,892	30.0%
HTH 212	57040	3	Y	N	PERM	B	PATIENT ACCESS REP II	13	26,376.59	285.38	4,623.43	17.5%	64.88	1,051.70	4.0%	5,675	21.5%
HTH 212	19687	9	Y	N	PERM	B	REGISTERED PROF NURSE III	20	29,226.52	314.26	3,495.28	12.0%	-	-	0.0%	3,495	12.0%
HTH 212	50623	9	Y	N	PERM	B	REGISTERED PROF NURSE III	20	95,175.75	340.50	15,553.19	16.3%	-	-	0.0%	15,553	16.3%
HTH 212	47255	10	Y	N	PERM	B	HEALTH CARE AIDE ENTRY	4	36,061.68	304.50	5,267.88	14.6%	47.00	817.14	2.3%	6,085	16.9%
HTH 212	50637	9	Y	N	PERM	B	REGISTERED PROF NURSE III	20	89,090.50	316.17	14,119.31	15.8%	-	-	0.0%	14,119	15.8%
HTH 212	53910	3	Y	N	PERM	B	PRE AUDIT CLERK I	11	24,930.50	417.93	6,288.24	25.2%	24.13	347.95	1.4%	6,636	26.6%
HTH 212	25337	9	Y	N	PERM	B	REGISTERED PROF NURSE III	20	92,804.50	570.40	25,366.27	27.3%	-	-	0.0%	25,366	27.3%
HTH 212	55474	9	Y	N	PERM	B	REGISTERED PROF NURSE III	20	90,562.00	287.56	13,112.44	14.5%	-	-	0.0%	13,112	14.5%
HTH 212	46508	9	Y	N	PERM	B	REGISTERED PROF NURSE III	20	92,804.50	666.75	29,723.93	32.0%	4.00	178.76	0.2%	29,903	32.2%
HTH 212	54509	3	Y	N	PERM	B	CLERK III	8	32,408.00	622.40	9,699.48	29.9%	39.00	608.79	1.9%	10,308	31.8%
HTH 212	53521	9	Y	N	PERM	B	REGISTERED PROF NURSE III	20	75,174.26	236.91	11,359.95	15.1%	40.51	1,949.75	2.6%	13,310	17.7%
HTH 212	55186	10	Y	N	PERM	B	NURSE AIDE FP	4	20,676.40	250.25	4,349.44	21.0%	-	-	0.0%	4,349	21.0%
HTH 212	54570	10	Y	N	PERM	B	NURSE AIDE FP	4	36,096.00	304.00	5,266.08	14.6%	-	-	0.0%	5,266	14.6%
HTH 212	55426	13	Y	N	PERM	B	PHYSICAL THERAPIST III	20	43,812.00	174.01	5,220.30	11.9%	58.50	1,755.00	4.0%	6,975	15.9%
HTH 212	19725	10	Y	N	PERM	B	NURSE AIDE FP	4	36,096.00	373.50	6,494.37	18.0%	24.00	416.80	1.2%	6,911	19.1%
HTH 212	36207	10	Y	N	PERM	B	NURSE AIDE FP	4	36,512.16	226.76	3,918.11	10.7%	-	-	0.0%	3,918	10.7%
HTH 212	57041	3	Y	N	PERM	B	PATIENT ACCESS REP II	13	36,409.50	464.67	8,120.55	22.3%	-	-	0.0%	8,121	22.3%
HTH 212	19677	9	Y	N	PERM	B	REGISTERED PROF NURSE III	20	100,104.00	252.25	12,065.68	12.1%	-	-	0.0%	12,066	12.1%
HTH 212	53964	10	Y	N	PERM	B	RESPIRATORY THERAPY TECH FP	12	12,035.45	78.00	2,039.52	16.9%	12.00	312.60	2.6%	2,352	19.5%
HTH 212	23015	9	Y	N	PERM	B	REGISTERED PROF NURSE IV	22	110,400.00	274.00	14,465.08	13.1%	145.75	7,736	7.0%	22,201	20.1%
HTH 212	57923	9	Y	N	TEMP	B	REGISTERED PROF NURSE II	18	30,320.64	95.63	3,118.49	10.3%	0.75	24	0.1%	3,143	10.4%
HTH 212	57096	9	Y	N	PERM	B	REGISTERED PROF NURSE III	20	88,842.23	315.00	13,737.16	15.5%	111.00	4,841	5.4%	18,578	20.9%
HTH 212	23020	10	Y	N	PERM	B	CERTIFIED NURSE AIDE FP	4	41,210.53	331.50	6,384.93	15.5%	-	-	0.0%	6,385	15.5%

Department of Health - Hawaii Health Systems Corporation

Table 18

Overtime Position List

(Only for Positions the Sum of Overtime Paid and Value of Compensatory Time for which was at Least 10% of Base Pay during FY15)

HTH 212	56400	10	Y	N	PERM	B	CERTIFIED NURSE AIDE FP	4	36,096.00	258.00	4,485.00	12.4%	-	-	0.0%	4,485	12.4%
HTH 212	23021	10	Y	N	PERM	B	CERTIFIED NURSE AIDE FP	4	36,096.00	306.00	5,301.24	14.7%	-	-	0.0%	5,301	14.7%
HTH 212	23030	9	Y	N	PERM	B	REGISTERED PROF NURSE III	20	35,241.32	447.75	18,150.63	51.5%	-	-	0.0%	18,151	51.5%
HTH 212	20047	10	Y	N	PERM	B	CERTIFIED NURSE AIDE FP	4	36,096.00	679.25	12,830.18	35.5%	-	-	0.0%	12,830	35.5%
HTH 212	19944	10	Y	N	PERM	B	CERTIFIED NURSE AIDE FP	4	36,096.00	325.75	5,604.36	15.5%	-	-	0.0%	5,604	15.5%
HTH 212	19975	10	Y	N	PERM	B	CERTIFIED NURSE AIDE FP	4	36,096.00	492.87	9,204.13	25.5%	-	-	0.0%	9,204	25.5%
HTH 212	20024	10	Y	N	PERM	B	CERTIFIED NURSE AIDE FP	4	38,652.00	248.00	4,841.85	12.5%	12.00	235.20	0.6%	5,077	13.1%
HTH 212	19955	10	Y	N	PERM	B	CERTIFIED NURSE AIDE FP	4	36,096.00	227.38	4,353.24	12.1%	-	-	0.0%	4,353	12.1%
HTH 212	26447	10	Y	N	PERM	B	CERTIFIED NURSE AIDE FP	4	36,096.00	271.75	4,709.37	13.0%	-	-	0.0%	4,709	13.0%
HTH 212	55299	10	Y	N	PERM	B	CERTIFIED NURSE AIDE FP	4	40,680.00	375.88	7,292.43	17.9%	-	-	0.0%	7,292	17.9%
HTH 212	19973	10	Y	N	PERM	B	CERTIFIED NURSE AIDE FP	4	36,096.00	263.25	4,560.87	12.6%	-	-	0.0%	4,561	12.6%
HTH 212	20097	10	Y	N	PERM	B	CERTIFIED NURSE AIDE FP	4	36,096.00	195.00	3,630.34	10.1%	22.50	420.98	1.2%	4,051	11.2%
HTH 212	55532	13	Y	N	PERM	B	IMAGING SPECIALIST II	18	59,220.00	711.00	19,744.47	33.3%	-	-	0.0%	19,744	33.3%
HTH 212	19952	1	Y	N	PERM	B	KITCHEN HELPER	2	37,353.81	250.50	4,385.66	11.7%	-	-	0.0%	4,386	11.7%
HTH 212	20035	10	Y	N	PERM	B	CERTIFIED NURSE AIDE FP	4	36,096.00	248.25	4,757.27	13.2%	-	-	0.0%	4,757	13.2%
HTH 212	19961	1	Y	N	PERM	B	KITCHEN HELPER	2	35,200.50	317.63	5,356.71	15.2%	10.50	174.51	0.5%	5,531	15.7%
HTH 212	20023	10	Y	N	PERM	B	CERTIFIED NURSE AIDE FP	4	36,096.00	244.25	4,230.99	11.7%	8.00	138.72	0.4%	4,370	12.1%
HTH 212	50584	10	Y	N	PERM	B	CERTIFIED NURSE AIDE FP	4	36,096.00	641.88	12,289.55	34.0%	-	-	0.0%	12,290	34.0%
HTH 212	19995	23	Y	N	PERM	B	BUSINESS MANAGER V	24	62,947.50	665.69	19,964.72	31.7%	-	-	0.0%	19,965	31.7%
HTH 212	19980	1	Y	N	PERM	B	ENVIRON SVCS WKR II	2	35,200.50	286.13	4,840.98	13.8%	-	-	0.0%	4,841	13.8%
HTH 212	20031	1	Y	N	PERM	B	KITCHEN HELPER	2	34,425.49	358.88	6,070.25	17.6%	-	-	0.0%	6,070	17.6%
HTH 212	20068	1	Y	N	PERM	B	KITCHEN HELPER	2	35,200.50	300.00	5,049.72	14.3%	6.00	99.72	0.3%	5,149	14.6%
HTH 212	20078	1	Y	N	PERM	B	COOK III	8	47,238.00	227.25	5,110.45	10.8%	-	-	0.0%	5,110	10.8%
HTH 212	53667	9	Y	N	PERM	B	REGISTERED PROF NURSE III	20	95,623.50	703.88	32,190.27	33.7%	1.88	88.28	0.1%	32,279	33.8%
HTH 212	54092	1	Y	N	PERM	B	KITCHEN HELPER	2	1,498.50	12.00	207.48	13.8%	-	-	0.0%	207	13.8%
HTH 212	55973	1	Y	N	PERM	B	ENVIRON SVCS WKR III	2	37,656.50	282.00	5,090.16	13.5%	6.00	111.00	0.3%	5,201	13.8%
HTH 212	53804	10	Y	N	PERM	B	ACTIVITIES COORDINATOR FP	10	48,696.00	213.50	4,985.23	10.2%	-	-	0.0%	4,985	10.2%
HTH 212	20064	63	N	N	PERM	B	SECRETARY II	14	35,055.50	276.00	4,647.18	13.3%	-	-	0.0%	4,647	13.3%
HTH 212	19996	1	Y	N	PERM	B	KITCHEN HELPER	2	35,200.50	500.25	8,447.24	24.0%	16.00	265.92	0.8%	8,713	24.8%
HTH 212	55499	9	Y	N	PERM	B	REGISTERED PROF NURSE III	20	90,093.60	225.01	10,726.77	11.9%	74.25	26.12	0.0%	10,753	11.9%
HTH 212	53669	10	Y	N	PERM	B	CERTIFIED NURSE AIDE FP	4	5,963.50	132.75	2,544.77	42.7%	-	-	0.0%	2,545	42.7%
HTH 212	20004	10	Y	N	PERM	B	CERTIFIED NURSE AIDE FP	4	38,652.00	746.75	14,547.80	37.6%	-	-	0.0%	14,548	37.6%
HTH 212	19941	9	Y	N	PERM	B	REGISTERED PROF NURSE III	20	96,579.00	240.43	11,174.03	11.6%	5.25	246.54	0.3%	11,421	11.8%
HTH 212	20053	10	Y	N	PERM	B	CERTIFIED NURSE AIDE FP	4	36,096.00	267.25	5,121.31	14.2%	-	-	0.0%	5,121	14.2%
HTH 212	20002	1	Y	N	PERM	B	KITCHEN HELPER	2	35,200.50	409.50	6,845.59	19.4%	-	-	0.0%	6,846	19.4%
HTH 212	22745	9	Y	N	PERM	B	REGISTERED PROF NURSE III	20	92,804.50	283.50	12,626.83	13.6%	-	-	0.0%	12,627	13.6%
HTH 212	20034	3	Y	N	PERM	B	HEALTH INFO TECH II	13	37,919.00	654.39	11,939.74	31.5%	-	-	0.0%	11,940	31.5%
HTH 212	55500	9	Y	N	PERM	B	REGISTERED PROF NURSE III	20	83,524.05	234.00	10,378.82	12.4%	-	-	0.0%	10,379	12.4%
HTH 212	20016	1	Y	N	PERM	B	DIETARY AIDE	3	36,255.00	264.00	4,597.86	12.7%	18.00	307.62	0.8%	4,905	13.5%
HTH 212	19983	1	Y	N	PERM	B	DIETARY AIDE	3	36,195.50	378.00	6,560.52	18.1%	-	-	0.0%	6,561	18.1%
HTH 212	19968	1	Y	N	PERM	B	ENVIRON SVCS WKR II	2	35,200.50	222.00	3,755.10	10.7%	6.00	99.72	0.3%	3,855	11.0%
HTH 212	20100	10	Y	N	PERM	B	CERTIFIED NURSE AIDE FP	4	38,652.00	202.13	3,935.27	10.2%	-	-	0.0%	3,935	10.2%
HTH 212	25149	10	Y	N	PERM	B	CERTIFIED NURSE AIDE FP	4	36,096.00	299.28	5,213.65	14.4%	72.00	1,260.00	3.5%	6,474	17.9%
HTH 212	20077	13	Y	N	PERM	B	MEDICAL TECHNOLOGIST III	20	60,012.00	429.21	12,287.79	20.5%	-	-	0.0%	12,288	20.5%
HTH 212	20102	3	Y	N	PERM	B	ACCOUNT CLERK III	11	29,940.00	471.81	6,785.22	22.7%	1.50	21.63	0.1%	6,807	22.7%
HTH 212	57564	9	Y	N	PERM	B	REGISTERED PROF NURSE IV	22	91,116.00	221.40	9,641.89	10.6%	51.38	2,240.68	2.5%	11,883	13.0%
HTH 212	55501	9	Y	N	PERM	B	REGISTERED PROF NURSE III	20	85,615.65	419.13	19,088.04	22.3%	161.25	7,386.86	8.6%	26,475	30.9%
HTH 212	19938	3	Y	N	PERM	B	ACCOUNT CLERK III	11	31,186.00	210.06	3,149.03	10.1%	-	-	0.0%	3,149	10.1%
HTH 212	53670	10	Y	N	PERM	B	CERTIFIED NURSE AIDE FP	4	38,592.50	205.88	4,002.14	10.4%	-	-	0.0%	4,002	10.4%

Department of Health - Hawaii Health Systems Corporation

Table 18

Overtime Position List

(Only for Positions the Sum of Overtime Paid and Value of Compensatory Time for which was at Least 10% of Base Pay during FY15)

HTH 212	19946	1	Y	N	PERM	B	KITCHEN HELPER	2	35,200.50	235.50	3,968.21	11.3%	-	-	0.0%	3,968	11.3%
HTH 212	20083	1	Y	N	PERM	B	KITCHEN HELPER	2	16,039.41	132.00	2,259.84	14.1%	-	-	0.0%	2,260	14.1%
HTH 212	53805	3	Y	N	PERM	B	ACCOUNT CLERK III	11	29,940.00	303.79	4,374.38	14.6%	-	-	0.0%	4,374	14.6%
HTH 212	19993	1	Y	N	PERM	B	ENVIRON SVCS WKR II	2	35,200.50	247.50	4,187.19	11.9%	24.00	398.88	1.1%	4,586	13.0%
HTH 212	20103	9	Y	N	PERM	B	REGISTERED PROF NURSE III	20	91,774.00	225.00	9,980.21	10.9%	-	-	0.0%	9,980	10.9%
HTH 212	54743	1	Y	N	PERM	B	KITCHEN HELPER	2	35,200.50	420.38	7,088.55	20.1%	6.00	99.72	0.3%	7,188	20.4%
HTH 212	20074	13	Y	N	PERM	B	SOCIAL WORKER IV	22	71,688.00	328.50	11,316.86	15.8%	-	-	0.0%	11,317	15.8%
HTH 212	20006	1	Y	N	PERM	B	BLDG MAINT HELPER	5	39,166.50	249.00	4,646.78	11.9%	-	-	0.0%	4,647	11.9%
HTH 212	20015	10	Y	N	PERM	B	CERTIFIED NURSE AIDE FP	4	36,096.00	229.25	4,275.14	11.8%	12.00	224.52	0.6%	4,500	12.5%
HTH 212	19967	1	Y	N	PERM	B	DIETARY AIDE	3	36,255.00	498.00	8,632.02	23.8%	12.00	205.08	0.6%	8,837	24.4%
HTH 212	54092	1	Y	N	PERM	B	KITCHEN HELPER	2	33,702.00	241.88	4,067.82	12.1%	12.00	199.44	0.6%	4,267	12.7%
HTH 212	46142	1			PERM	B	ENVIRON SVCS WKR II	2	17,845.18	157.53	2,664.97	14.9%			0.0%	2,665	14.9%
HTH 212	55337	9			PERM	B	REGISTERED PROF NURSE III	20	92,804.50	546.88	24,396.37	26.3%			0.0%	24,396	26.3%
HTH 212	28016	1			PERM	B	ENVIRON SVCS WKR II	2	35,399.94	364.89	6,216.89	17.6%			0.0%	6,217	17.6%
HTH 212	29181	9			PERM	B	REGISTERED PROF NURSE III	20	86,772.50	252.89	11,028.54	12.7%			0.0%	11,029	12.7%
HTH 212	30868	10			PERM	B	CERTIFIED NURSE AIDE FP	4	36,096.00	276.88	4,812.97	13.3%			0.0%	4,813	13.3%
HTH 212	30348	10			PERM	B	CERTIFIED NURSE AIDE FP	4	36,150.00	211.50	3,676.31	10.2%			0.0%	3,676	10.2%
HTH 212	46239	10			PERM	B	CERTIFIED NURSE AIDE FP	4	36,096.00	245.50	4,264.64	11.8%			0.0%	4,265	11.8%
HTH 212	41373	3			PERM	B	HEALTH UNIT CLERK II	10	29,940.00	390.89	5,636.66	18.8%			0.0%	5,637	18.8%
HTH 212	30854	9			PERM	B	CERT REG NURSE ANESTHETIST I	24	119,207.00	350.26	27,279.99	22.9%			0.0%	27,280	22.9%
HTH 212	20886	10			PERM	B	LICENSED PRACTICAL NURSE FP	8	41,594.50	228.88	4,583.41	11.0%			0.0%	4,583	11.0%
HTH 212	31550	9			PERM	B	REGISTERED PROF NURSE III	20	95,128.50	260.25	11,922.07	12.5%			0.0%	11,922	12.5%
HTH 212	108897	79			TEMP	B	PER DIEM NURSE	1	50,008.27	141.76	6,182.15	12.4%			0.0%	6,182	12.4%
HTH 212	56038	3			TEMP	B	HEALTH UNIT CLERK I	8	17,424.99	738.14	9,477.72	54.4%			0.0%	9,478	54.4%
HTH 212	21780	2			PERM	B	ENVIRON SVCS SUPERVISOR I	102	40,038.76	271.13	5,381.95	13.4%			0.0%	5,382	13.4%
HTH 212	29892	3			PERM	B	HEALTH UNIT CLERK II	10	33,666.00	367.88	5,963.34	17.7%			0.0%	5,963	17.7%
HTH 212	20902	1			PERM	B	ENVIRON SVCS WKR II	2	35,200.50	223.13	3,769.95	10.7%			0.0%	3,770	10.7%
HTH 212	20887	10			PERM	B	CERTIFIED NURSE AIDE FP	4	36,096.00	257.25	4,469.36	12.4%			0.0%	4,469	12.4%
HTH 212	53445	9			PERM	B	REGISTERED PROF NURSE III	20	54,331.20	311.79	13,597.17	25.0%			0.0%	13,597	25.0%
HTH 212	54559	9			PERM	B	REGISTERED PROF NURSE III	20	95,128.50	273.56	12,525.43	13.2%			0.0%	12,525	13.2%
HTH 212	46242	10			PERM	B	CERTIFIED NURSE AIDE FP	4	36,150.00	581.00	10,097.79	27.9%			0.0%	10,098	27.9%
HTH 212	29202	9			PERM	B	REGISTERED PROF NURSE III	20	90,552.00	270.00	11,774.72	13.0%			0.0%	11,775	13.0%
HTH 212	55944	10			PERM	B	CERTIFIED NURSE AIDE FP	4	36,096.00	400.75	6,955.69	19.3%			0.0%	6,956	19.3%
HTH 212	56904	9			PERM	B	REGISTERED PROF NURSE III	20	45,276.00	121.88	5,285.50	11.7%			0.0%	5,286	11.7%
HTH 212	46143	1			PERM	B	ENVIRON SVCS WKR II	2	28,207.20	220.50	3,722.82	13.2%			0.0%	3,723	13.2%
HTH 212	53446	9			PERM	B	REGISTERED PROF NURSE III	20	69,603.49	313.34	13,954.64	20.0%			0.0%	13,955	20.0%
HTH 212	46241	10			PERM	B	CERTIFIED NURSE AIDE FP	4	36,096.00	264.25	4,593.03	12.7%			0.0%	4,593	12.7%
HTH 212	30349	10			PERM	B	CERTIFIED NURSE AIDE FP	4	36,096.00	553.77	9,613.21	26.6%			0.0%	9,613	26.6%
HTH 212	55681	9			PERM	B	REGISTERED PROF NURSE III	20	90,552.00	292.50	12,755.93	14.1%			0.0%	12,756	14.1%
HTH 212	31720	3			PERM	B	HEALTH UNIT CLERK II	10	27,109.50	241.64	3,174.03	11.7%			0.0%	3,174	11.7%
HTH 212	31554	29			PERM	B	REGISTERED PROF NURSE VI	24	119,412.00	235.39	13,497.15	11.3%			0.0%	13,497	11.3%
HTH 212	28014	1			PERM	B	ENVIRON SVCS WKR II	2	35,200.50	211.50	3,583.11	10.2%			0.0%	3,583	10.2%
HTH 212	22835	9			PERM	B	REGISTERED PROF NURSE III	20	55,682.70	152.00	6,792.88	12.2%			0.0%	6,793	12.2%
HTH 212	55554	3			PERM	B	CODER II	15	39,428.50	243.00	5,034.96	12.8%			0.0%	5,035	12.8%
HTH 212	55900	1			PERM	B	KITCHEN HELPER	2	35,183.36	225.26	3,814.86	10.8%			0.0%	3,815	10.8%
HTH 212	20884	10			PERM	B	CERTIFIED NURSE AIDE FP	4	36,096.00	267.13	4,634.97	12.8%			0.0%	4,635	12.8%
HTH 212	46240	10			PERM	B	CERTIFIED NURSE AIDE FP	4	36,150.00	343.50	5,970.69	16.5%			0.0%	5,971	16.5%
HTH 212	56568	9			PERM	B	REGISTERED PROF NURSE III	20	92,804.50	469.38	20,976.60	22.6%			0.0%	20,977	22.6%
HTH 212	20798	1			PERM	B	KITCHEN HELPER	2	35,200.50	629.37	10,664.82	30.3%			0.0%	10,665	30.3%

Department of Health - Hawaii Health Systems Corporation

Table 18

Overtime Position List

(Only for Positions the Sum of Overtime Paid and Value of Compensatory Time for which was at Least 10% of Base Pay during FY15)

HTH 212	20790	1		PERM	B	KITCHEN HELPER	2	35,200.50	432.13	7,326.12	20.8%		0.0%	7,326	20.8%
HTH 212	21791	10		PERM	B	CERTIFIED NURSE AIDE FP	4	36,096.00	259.13	4,505.71	12.5%		0.0%	4,506	12.5%
HTH 212	29259	10		PERM	B	LICENSED PRACTICAL NURSE FP	8	48,674.00	957.00	21,527.41	44.2%		0.0%	21,527	44.2%
HTH 212	20772	10		PERM	B	CERTIFIED NURSE AIDE FP	4	35,409.65	662.01	11,472.26	32.4%		0.0%	11,472	32.4%
HTH 212	50213	10		PERM	B	RECREATIONAL AIDE FP	6	40,062.00	625.00	12,046.59	30.1%		0.0%	12,047	30.1%
HTH 212	20799	1		PERM	B	KITCHEN HELPER	2	35,200.50	244.50	4,146.25	11.8%		0.0%	4,146	11.8%
HTH 212	20775	10		PERM	B	CERTIFIED NURSE AIDE FP	4	36,096.00	1,318.00	22,890.73	63.4%		0.0%	22,891	63.4%
HTH 212	39751	10		PERM	B	CERTIFIED NURSE AIDE FP	4	36,150.00	229.00	3,979.86	11.0%		0.0%	3,980	11.0%
HTH 212	28041	10		PERM	B	CERTIFIED NURSE AIDE FP	4	36,096.00	699.38	12,160.01	33.7%		0.0%	12,160	33.7%
HTH 212	58030	10		PERM	B	CERTIFIED NURSE AIDE FP	4	36,096.00	1,126.38	19,562.94	54.2%		0.0%	19,563	54.2%
HTH 212	27583	9		PERM	B	REGISTERED PROF NURSE III	20	100,104.00	279.90	13,394.97	13.4%		0.0%	13,395	13.4%
HTH 212	40213	10		PERM	B	CERTIFIED NURSE AIDE FP	4	36,150.00	323.75	5,615.38	15.5%		0.0%	5,615	15.5%
HTH 212	56562	9		PERM	B	REGISTERED PROF NURSE III	20	92,804.50	222.88	9,951.33	10.7%		0.0%	9,951	10.7%
HTH 212	21785	9		PERM	B	REGISTERED PROF NURSE III	20	90,708.00	370.12	16,136.88	17.8%		0.0%	16,137	17.8%
HTH 212	34620	10		PERM	B	LICENSED PRACTICAL NURSE FP	8	41,304.58	488.88	9,491.43	23.0%		0.0%	9,491	23.0%
HTH 212	29261	10		PERM	B	CERTIFIED NURSE AIDE FP	4	40,062.00	330.75	6,362.95	15.9%		0.0%	6,363	15.9%
HTH 212	30889	10		PERM	B	LICENSED PRACTICAL NURSE FP	8	41,594.50	1,393.41	30,830.84	74.1%		0.0%	30,831	74.1%
HTH 212	34619	9		PERM	B	REGISTERED PROF NURSE III	20	89,848.46	362.57	12,107.17	13.5%		0.0%	12,107	13.5%
HTH 212	56561	9		PERM	B	REGISTERED PROF NURSE III	20	92,714.00	250.75	11,204.60	12.1%		0.0%	11,205	12.1%
HTH 212	29260	10		PERM	B	LICENSED PRACTICAL NURSE FP	8	41,594.50	211.76	4,553.76	10.9%		0.0%	4,554	10.9%
HTH 212	20785	1		PERM	B	COOK III	8	42,274.50	226.50	4,650.94	11.0%		0.0%	4,651	11.0%
HTH 212	20758	13		PERM	B	IMAGING SPECIALIST II	18	61,512.00	504.51	14,681.28	23.9%		0.0%	14,681	23.9%
HTH 212	57743	10		PERM	B	LICENSED PRACTICAL NURSE ENTRY	6	35,011.06	255.00	4,736.96	13.5%		0.0%	4,737	13.5%
HTH 212	20786	1		PERM	B	COOK II	8	44,142.00	256.00	5,460.32	12.4%		0.0%	5,460	12.4%
HTH 212	20773	10		PERM	B	CERTIFIED NURSE AIDE FP	4	36,096.00	514.50	8,922.33	24.7%		0.0%	8,922	24.7%
HTH 212	20770	10		PERM	B	CERTIFIED NURSE AIDE FP	4	35,822.82	250.76	4,358.52	12.2%		0.0%	4,359	12.2%
HTH 212	28038	10		PERM	B	CERTIFIED NURSE AIDE FP	4	36,096.00	255.25	4,427.76	12.3%		0.0%	4,428	12.3%
HTH 212	55747	13		PERM	B	IMAGING SPECIALIST II	18	40,548.00	485.26	9,501.41	23.4%		0.0%	9,501	23.4%
HTH 212	20750	9		PERM	B	REGISTERED PROF NURSE III	20	92,804.50	795.62	35,511.21	38.3%		0.0%	35,511	38.3%
HTH 212	20794	1		PERM	B	KITCHEN HELPER	2	35,259.00	341.13	5,764.86	16.4%		0.0%	5,765	16.4%
HTH 212	20768	10		PERM	B	LICENSED PRACTICAL NURSE FP	8	48,674.00	448.76	10,109.83	20.8%		0.0%	10,110	20.8%
HTH 212	20780	10		PERM	B	LICENSED PRACTICAL NURSE FP	8	41,594.50	575.00	11,929.63	28.7%		0.0%	11,930	28.7%
HTH 212	21797	1		PERM	B	ENVIRON SVCS WKR II	2	35,259.00	255.00	4,321.26	12.3%		0.0%	4,321	12.3%
HTH 212	56560	3		PERM	B	HEALTH UNIT CLERK II	10	29,940.00	248.63	3,583.15	12.0%		0.0%	3,583	12.0%
HTH 212	57984	9		PERM	B	REGISTERED PROF NURSE IV	22	47,213.18	199.73	6,449.06	13.7%		0.0%	6,449	13.7%
HTH 212	20764	10		PERM	B	RECREATIONAL AIDE FP	6	38,592.50	538.88	10,013.29	25.9%		0.0%	10,013	25.9%
HTH 212	20834	10		PERM	B	CERTIFIED NURSE AIDE FP	4	36,150.00	939.02	16,307.74	45.1%		0.0%	16,308	45.1%
HTH 212	20807	1		PERM	B	ENVIRON SVCS WKR II	2	35,200.50	255.50	4,314.97	12.3%		0.0%	4,315	12.3%
HTH 212	56140	10		PERM	B	RECREATIONAL AIDE FP	6	38,592.50	329.50	6,130.78	15.9%		0.0%	6,131	15.9%
HTH 212	55026	10		PERM	B	CERTIFIED NURSE AIDE FP	4	36,096.00	324.75	5,642.72	15.6%		0.0%	5,643	15.6%
HTH 212	36080	10		PERM	B	CERTIFIED NURSE AIDE FP	4	36,150.00	638.13	11,089.80	30.7%		0.0%	11,090	30.7%
HTH 212	27581	9		PERM	B	REGISTERED PROF NURSE III	20	15,494.00	112.50	5,027.63	32.4%		0.0%	5,028	32.4%
HTH 212	57745	10		PERM	B	CERTIFIED NURSE AIDE FP	4	33,625.09	280.00	4,860.63	14.5%		0.0%	4,861	14.5%
HTH 212	20801	10		PERM	B	CERTIFIED NURSE AIDE FP	4	36,150.00	1,092.37	18,975.16	52.5%		0.0%	18,975	52.5%
HTH 212	21781	10		PERM	B	LICENSED PRACTICAL NURSE ENTRY	6	18,597.67	197.14	3,670.56	19.7%		0.0%	3,671	19.7%
HTH 212	20812	1		PERM	B	COOK I	5	39,231.00	216.00	4,069.88	10.4%		0.0%	4,070	10.4%
HTH 212	20752	9		PERM	B	REGISTERED PROF NURSE III	20	100,104.00	321.75	15,485.86	15.5%		0.0%	15,486	15.5%
HTH 212	56563	9		PERM	B	REGISTERED PROF NURSE III	20	92,432.00	456.00	20,303.05	22.0%		0.0%	20,303	22.0%
HTH 212	55515	3		PERM	B	HEALTH UNIT CLERK II	10	32,408.00	231.75	3,610.43	11.1%		0.0%	3,610	11.1%

Department of Health - Hawaii Health Systems Corporation

Table 18

Overtime Position List

(Only for Positions the Sum of Overtime Paid and Value of Compensatory Time for which was at Least 10% of Base Pay during FY15)

HTH 212	40275	10	Y	N	PERM	B	CERTIFIED NURSE AIDE FP	4	36,150.00	282.38	4,905.85	13.6%			0.0%	4,906	13.6%
HTH 212	18230	10	Y	N	PERM	B	CERTIFIED NURSE AIDE FP	4	36,091.75	459.77	7,986.92	22.1%			0.0%	7,987	22.1%
HTH 212	39913	10	Y	N	TEMP	B	CERTIFIED NURSE AIDE FP	4	17,557.17	230.27	3,980.74	22.7%			0.0%	3,981	22.7%
HTH 212	39909	10	Y	N	PERM	B	CERTIFIED NURSE AIDE FP	4	36,096.00	749.35	13,006.45	36.0%			0.0%	13,006	36.0%
HTH 212	18340	10	Y	N	PERM	B	CERTIFIED NURSE AIDE FP	4	36,145.75	342.77	5,958.98	16.5%			0.0%	5,959	16.5%
HTH 212	18346	10	Y	N	PERM	B	CERTIFIED NURSE AIDE FP	4	36,096.00	246.01	4,272.86	11.8%	4.00	72	0.2%	4,345	12.0%
HTH 212	18339	10	Y	N	PERM	B	CERTIFIED NURSE AIDE FP	4	36,091.57	214.50	3,726.95	10.3%			0.0%	3,727	10.3%
HTH 212	18478	1	Y	N	PERM	B	ENVIRON SVCS WKR II	2	35,200.50	217.15	3,638.38	10.3%			0.0%	3,638	10.3%
HTH 212	18477	1	Y	N	PERM	B	ENVIRON SVCS WKR II	2	7,627.51	60.00	1,005.12	13.2%	24.00	423	5.5%	1,428	18.7%
HTH 212	18433	1	Y	N	TEMP	B	KITCHEN HELPER	2	10,080.00	134.27	2,231.59	22.1%			0.0%	2,232	22.1%
HTH 212	18433	1	Y	N	TEMP	B	KITCHEN HELPER	2	25,120.50	349.04	5,962.13	23.7%			0.0%	5,962	23.7%
HTH 212	18356	10	Y	N	PERM	B	LICENSED PRACTICAL NURSE FP	8	37,952.14	286.63	5,722.82	15.1%			0.0%	5,723	15.1%
HTH 212	18333	10	Y	N	PERM	B	CERTIFIED NURSE AIDE FP	4	36,096.00	257.25	4,470.96	12.4%	34.50	622	1.7%	5,093	14.1%
HTH 212	18427	1	Y	N	TEMP	B	KITCHEN HELPER	2	35,200.50	379.13	6,431.67	18.3%			0.0%	6,432	18.3%
HTH 212	55296	13	Y	N	PERM	B	DIETITIAN III	20	55,313.50	231.76	6,472.21	11.7%			0.0%	6,472	11.7%
HTH 212	18215	10	Y	N	PERM	B	CERTIFIED NURSE AIDE FP	4	36,229.02	395.27	6,841.82	18.9%			0.0%	6,842	18.9%
HTH 212	18348	10	Y	N	PERM	B	CERTIFIED NURSE AIDE FP	4	36,096.00	485.52	8,413.56	23.3%			0.0%	8,414	23.3%
HTH 212	18232	10	Y	N	PERM	B	CERTIFIED NURSE AIDE FP	4	36,096.00	289.88	5,040.32	14.0%			0.0%	5,040	14.0%
HTH 212	56787	10	Y	N	PERM	B	CERTIFIED NURSE AIDE FP	4	35,794.86	243.25	4,225.08	11.8%			0.0%	4,225	11.8%
HTH 212	18443	1	Y	N	PERM	B	KITCHEN HELPER	2	32,529.60	390.78	6,640.06	20.4%			0.0%	6,640	20.4%
HTH 212	18291	10	Y	N	PERM	B	CERTIFIED NURSE AIDE FP	4	40,062.00	222.75	4,282.08	10.7%			0.0%	4,282	10.7%
HTH 212	18512	1	Y	N	PERM	B	LAUNDRY HELPER I	2	35,200.50	336.00	5,652.12	16.1%	12.00	212	0.6%	5,864	16.7%
HTH 212	18214	10	Y	N	PERM	B	CERTIFIED NURSE AIDE FP	4	33,213.27	355.53	6,156.31	18.5%	30.00	523	1.6%	6,679	20.1%
HTH 212	18271	10	Y	N	PERM	B	CERTIFIED NURSE AIDE FP	4	36,098.91	245.26	4,255.40	11.8%			0.0%	4,255	11.8%
HTH 212	18434	1	Y	N	PERM	B	KITCHEN HELPER	2	35,259.00	405.40	6,889.03	19.5%			0.0%	6,889	19.5%
HTH 212	18258	10	Y	N	PERM	B	CERTIFIED NURSE AIDE FP	4	36,150.00	421.50	7,323.06	20.3%			0.0%	7,323	20.3%
HTH 212	18491	1	Y	N	PERM	B	ENVIRON SVCS WKR II	2	35,259.00	240.00	4,028.52	11.4%			0.0%	4,029	11.4%
HTH 212	39927	10	Y	N	PERM	B	CERTIFIED NURSE AIDE FP	4	36,096.00	272.25	4,729.97	13.1%	10.50	189	0.5%	4,919	13.6%
HTH 212	18336	10	Y	N	PERM	B	CERTIFIED NURSE AIDE FP	4	36,150.00	309.65	5,373.19	14.9%			0.0%	5,373	14.9%
HTH 212	18596	10	Y	N	PERM	B	CERTIFIED NURSE AIDE FP	4	36,096.00	277.13	4,820.72	13.4%			0.0%	4,821	13.4%
HTH 212	18452	1	Y	N	PERM	B	KITCHEN HELPER	2	35,259.00	618.45	10,500.98	29.8%			0.0%	10,501	29.8%
HTH 212	54357	9	Y	N	PERM	B	REGISTERED PROF NURSE III	20	93,386.50	396.90	12,910.75	13.8%			0.0%	12,911	13.8%
HTH 212	18337	10	Y	N	PERM	B	CERTIFIED NURSE AIDE FP	4	36,096.00	276.79	4,812.28	13.3%			0.0%	4,812	13.3%
HTH 212	18297	10	Y	N	PERM	B	CERTIFIED NURSE AIDE FP	4	18,030.00	105.75	1,833.72	10.2%			0.0%	1,834	10.2%
HTH 212	18299	10	Y	N	PERM	B	CERTIFIED NURSE AIDE FP	4	36,096.00	629.69	10,944.97	30.3%			0.0%	10,945	30.3%
HTH 212	18317	10	Y	N	PERM	B	PATIENT CARE TECH FP	6	38,572.62	417.64	7,730.64	20.0%			0.0%	7,731	20.0%
HTH 212	18501	1	Y	N	PERM	B	ENVIRON SVCS WKR II	2	35,200.50	339.40	5,720.27	16.3%			0.0%	5,720	16.3%
HTH 212	18428	1	Y	N	PERM	B	KITCHEN HELPER	2	35,259.00	533.67	9,084.51	25.8%	21.50	379	1.1%	9,464	26.8%
HTH 212	18239	10	Y	N	PERM	B	CERTIFIED NURSE AIDE FP	4	36,096.00	276.77	4,810.32	13.3%			0.0%	4,810	13.3%
HTH 212	18599	10	Y	N	PERM	B	CERTIFIED NURSE AIDE FP	4	36,150.00	455.25	7,908.66	21.9%			0.0%	7,909	21.9%
HTH 212	18228	10	Y	N	PERM	B	CERTIFIED NURSE AIDE FP	4	36,070.46	240.00	4,163.95	11.5%	6.75	122	0.3%	4,286	11.9%
HTH 212	18483	1	Y	N	PERM	B	ENVIRON SVCS WKR II	2	35,200.50	215.25	3,617.05	10.3%	24.00	423	1.2%	4,040	11.5%
HTH 212	18259	10	Y	N	PERM	B	CERTIFIED NURSE AIDE FP	4	36,150.00	291.78	5,060.19	14.0%			0.0%	5,060	14.0%
HTH 212	18205	10	Y	N	PERM	B	PATIENT CARE TECH FP	6	38,652.00	585.04	10,834.91	28.0%			0.0%	10,835	28.0%
HTH 212	18480	1	Y	N	PERM	B	ENVIRON SVCS WKR II	2	35,259.00	279.03	4,706.83	13.3%	6.00	106	0.3%	4,813	13.6%
HTH 212	53468	10	Y	N	PERM	B	CERTIFIED NURSE AIDE FP	4	36,096.00	425.63	7,378.81	20.4%			0.0%	7,379	20.4%
HTH 212	18593	10	Y	N	PERM	B	CERTIFIED NURSE AIDE FP	4	36,080.28	453.41	7,871.86	21.8%			0.0%	7,872	21.8%
HTH 212	18313	10	Y	N	PERM	B	CERTIFIED NURSE AIDE FP	4	36,096.00	240.38	4,180.24	11.6%			0.0%	4,180	11.6%
HTH 212	18489	1	Y	N	PERM	B	ENVIRON SVCS WKR II	2	35,259.00	312.00	5,272.73	15.0%			0.0%	5,273	15.0%

Department of Health - Hawaii Health Systems Corporation

Table 18

Overtime Position List

(Only for Positions the Sum of Overtime Paid and Value of Compensatory Time for which was at Least 10% of Base Pay during FY15)

HTH 212	56797	1	Y	N	TEMP	B	ASST TO THE DIET	3	21,764.41	262.16	4,527.11	20.8%			0.0%	4,527	20.8%
HTH 212	56473	9	Y	N	PERM	B	REGISTERED PROF NURSE III	20	23,200.00	152.63	5,053.54	21.8%	60.00	2,516	10.8%	7,570	32.6%
HTH 212	18243	9	Y	N	PERM	B	REGISTERED PROF NURSE III	20	92,804.50	385.78	17,161.40	18.5%			0.0%	17,161	18.5%
HTH 212	39914	10	Y	N	PERM	B	PATIENT CARE TECH FP	6	38,592.50	668.67	12,381.83	32.1%			0.0%	12,382	32.1%
HTH 212	18439	1	Y	N	PERM	B	KITCHEN HELPER	2	35,259.00	449.67	7,647.77	21.7%			0.0%	7,648	21.7%
HTH 212	18158	9	Y	N	PERM	B	REGISTERED PROF NURSE III	20	92,804.50	273.38	12,214.63	13.2%			0.0%	12,215	13.2%
HTH 212	18324	10	Y	N	PERM	B	CERTIFIED NURSE AIDE FP	4	27,768.56	186.26	3,234.41	11.6%	32.00	577	2.1%	3,811	13.7%
HTH 212	18502	1	Y	N	PERM	B	ENVIRON SVCS WKR II	2	35,200.50	468.00	7,891.74	22.4%			0.0%	7,892	22.4%
HTH 212	18159	10	Y	N	PERM	B	CERTIFIED NURSE AIDE FP	4	35,402.67	237.75	4,131.14	11.7%			0.0%	4,131	11.7%
HTH 212	18199	9	Y	N	PERM	B	REGISTERED PROF NURSE III	20	95,117.80	234.51	10,742.91	11.3%	19.50	929	1.0%	11,672	12.3%
HTH 212	40013	10	Y	N	PERM	B	LICENSED PRACTICAL NURSE FP	8	48,674.00	220.50	5,379.78	11.1%			0.0%	5,380	11.1%
HTH 212	18237	10	Y	N	PERM	B	PATIENT CARE TECH FP	6	38,592.50	749.07	13,863.14	35.9%	22.00	425	1.1%	14,288	37.0%
HTH 212	56475	1	Y	N	PERM	B	KITCHEN HELPER	2	35,200.50	348.00	5,907.48	16.8%			0.0%	5,907	16.8%
HTH 212	18444	1	Y	N	PERM	B	KITCHEN HELPER	2	35,200.50	714.82	12,120.47	34.4%	92.63	1,634	4.6%	13,754	39.1%
HTH 212	18252	10	Y	N	PERM	B	LICENSED PRACTICAL NURSE FP	8	41,594.50	466.48	4,782.46	11.5%			0.0%	4,782	11.5%
HTH 212	18238	10	Y	N	PERM	B	CERTIFIED NURSE AIDE FP	4	36,096.00	232.50	4,032.94	11.2%			0.0%	4,033	11.2%
HTH 212	56170	9	Y	N	PERM	B	REGISTERED PROF NURSE III	20	94,332.00			0.0%	292.50	13,265	14.1%	13,265	14.1%
HTH 212	18151	10	Y	N	PERM	B	CERTIFIED NURSE AIDE FP	4	35,959.41	289.76	5,031.15	14.0%	11.25	203	0.6%	5,234	14.6%
HTH 212	18507	10	Y	N	PERM	B	CERTIFIED NURSE AIDE FP	4	36,096.00	420.75	7,303.64	20.2%			0.0%	7,304	20.2%
HTH 212	18589	9	Y	N	PERM	B	REGISTERED PROF NURSE III	20	96,684.00			0.0%	296.75	13,794	14.3%	13,794	14.3%
HTH 212	18198	9	Y	N	PERM	B	REGISTERED PROF NURSE III	20	87,492.50	800.47	19,890.63	22.7%	60.75	2,824	3.2%	22,715	26.0%
HTH 212	18322	10	Y	N	PERM	B	CERTIFIED NURSE AIDE FP	4	33,257.84	313.14	5,230.70	15.7%			0.0%	5,231	15.7%
HTH 212	18326	10	Y	N	PERM	B	CERTIFIED NURSE AIDE FP	4	36,096.00	405.34	7,016.67	19.4%	32.50	586	1.6%	7,603	21.1%
HTH 212	39916	10	Y	N	PERM	B	CERTIFIED NURSE AIDE FP	4	28,518.07	278.88	4,338.93	15.2%			0.0%	4,339	15.2%
HTH 212	40274	10	Y	N	PERM	B	CERTIFIED NURSE AIDE FP	4	35,300.82	265.89	4,607.79	13.1%	4.13	74	0.2%	4,682	13.3%
HTH 212	18446	1	Y	N	PERM	B	KITCHEN HELPER	2	35,200.50	348.40	5,911.27	16.8%	12.00	212	0.6%	6,123	17.4%
HTH 212	21032	1	Y	N	PERM	B	DIETARY AIDE	3	35,530.85	552.41	9,478.10	26.7%			0.0%	9,478	26.7%
HTH 212	20965	10	Y	N	PERM	B	LICENSED PRACTICAL NURSE FP	8	41,594.50	408.86	9,615.11	23.1%			0.0%	9,615	23.1%
HTH 212	20962	10	Y	N	PERM	B	LICENSED PRACTICAL NURSE FP	8	36,097.31	521.70	10,453.49	29.0%			0.0%	10,453	29.0%
HTH 212	20954	9	Y	N	PERM	B	REGISTERED PROF NURSE III	20	50,052.00	120.52	5,774.75	11.5%			0.0%	5,775	11.5%
HTH 212	56459	9	Y	N	PERM	B	REGISTERED PROF NURSE III	20	92,804.50	220.15	9,830.24	10.6%			0.0%	9,830	10.6%
HTH 212	21014	10	Y	N	PERM	B	PATIENT CARE TECH FP	6	38,652.00	438.47	8,144.45	21.1%			0.0%	8,144	21.1%
HTH 212	28577	10	Y	N	PERM	B	PATIENT CARE TECH FP	6	38,652.00	486.09	9,016.94	23.3%			0.0%	9,017	23.3%
HTH 212	20954	9	Y	N	PERM	B	REGISTERED PROF NURSE III	20	106,437.00	394.04	20,184.25	19.0%			0.0%	20,184	19.0%
HTH 212	21033	1	Y	N	PERM	B	KITCHEN HELPER	2	35,200.50	262.14	4,453.92	12.7%			0.0%	4,454	12.7%
HTH 212	35946	10	Y	N	PERM	B	CERTIFIED NURSE AIDE FP	4	36,150.00	461.75	8,007.04	22.1%			0.0%	8,007	22.1%
HTH 212	35945	10	Y	N	PERM	B	CERTIFIED NURSE AIDE FP	4	33,831.00	406.73	7,061.13	20.9%			0.0%	7,061	20.9%
HTH 212	21007	10	Y	N	PERM	B	CERTIFIED NURSE AIDE FP	4	36,096.00	563.37	9,774.48	27.1%			0.0%	9,774	27.1%
HTH 212	20979	10	Y	N	PERM	B	CERTIFIED NURSE AIDE FP	4	34,586.00	374.44	6,508.21	18.8%			0.0%	6,508	18.8%
HTH 212	28562	10	Y	N	PERM	B	CERTIFIED NURSE AIDE FP	4	36,096.00	284.33	4,936.74	13.7%			0.0%	4,937	13.7%
HTH 212	21012	10	Y	N	PERM	B	CERTIFIED NURSE AIDE FP	4	36,096.00	340.02	5,905.02	16.4%			0.0%	5,905	16.4%
HTH 212	21035	1	Y	N	PERM	B	KITCHEN HELPER	2	35,200.50	578.20	9,802.28	27.8%			0.0%	9,802	27.8%
HTH 212	20939	9	Y	N	PERM	B	REGISTERED PROF NURSE VI	24	118,968.00	275.19	15,791.56	13.3%			0.0%	15,792	13.3%
HTH 212	20984	10	Y	N	PERM	B	CERTIFIED NURSE AIDE FP	4	36,096.00	383.36	6,648.46	18.4%			0.0%	6,648	18.4%
HTH 212	20968	10	Y	N	PERM	B	CERTIFIED NURSE AIDE FP	4	36,096.00	597.81	10,395.19	28.8%			0.0%	10,395	28.8%
HTH 212	28573	10	Y	N	PERM	B	PATIENT CARE TECH FP	6	38,652.00	544.69	10,100.01	26.1%			0.0%	10,100	26.1%
HTH 212	37468	10	Y	N	PERM	B	CERTIFIED NURSE AIDE FP	4	36,150.00	406.61	7,052.20	19.5%			0.0%	7,052	19.5%
HTH 212	21031	1	Y	N	PERM	B	COOK I	5	39,020.82	220.13	4,142.08	10.6%	6.00	118	0.3%	4,260	10.9%
HTH 212	21029	1	Y	N	PERM	B	COOK I	5	36,539.50	647.19	11,498.34	31.5%	0.75	15	0.0%	11,513	31.5%

Department of Health - Hawaii Health Systems Corporation

Table 18

Overtime Position List

(Only for Positions the Sum of Overtime Paid and Value of Compensatory Time for which was at Least 10% of Base Pay during FY15)

HTH 212	20948	9	Y	N	PERM	B	REGISTERED PROF NURSE III	20	92,804.50	253.77	11,335.48	12.2%			0.0%	11,335	12.2%
HTH 212	21029	1	Y	N	TEMP	B	COOK I	5	19,273.41	286.54	5,298.11	27.5%	0.75	14	0.1%	5,312	27.6%
HTH 212	37470	10	Y	N	PERM	B	CERTIFIED NURSE AIDE FP	4	36,096.00	273.44	4,743.94	13.1%			0.0%	4,744	13.1%
HTH 212	20971	10	Y	N	PERM	B	PATIENT CARE TECH FP	6	43,332.00	526.37	10,956.25	25.3%			0.0%	10,956	25.3%
HTH 212	28570	10	Y	N	PERM	B	PATIENT CARE TECH FP	6	38,652.00	364.48	6,769.90	17.5%			0.0%	6,770	17.5%
HTH 212	20976	10	Y	N	PERM	B	CERTIFIED NURSE AIDE FP	4	36,096.00	482.74	8,374.64	23.2%			0.0%	8,375	23.2%
HTH 212	28574	10	Y	N	PERM	B	PATIENT CARE TECH FP	6	45,061.00	455.73	9,489.16	21.1%			0.0%	9,489	21.1%
HTH 212	20980	10	Y	N	PERM	B	CERTIFIED NURSE AIDE FP	4	36,150.00	264.75	4,600.37	12.7%			0.0%	4,600	12.7%
HTH 212	56796	1	Y	N	PERM	B	COOK III	8	47,160.00	369.76	8,308.66	17.6%	18.75	443	0.9%	8,752	18.6%
HTH 212	20993	10	Y	N	PERM	B	CERTIFIED NURSE AIDE FP	4	25,494.35	194.16	3,378.32	13.3%			0.0%	3,378	13.3%
HTH 212	51060	10	Y	N	TEMP	B	CERTIFIED NURSE AIDE FP	4	26,075.09	290.71	5,025.55	19.3%			0.0%	5,026	19.3%
HTH 212	55965	9	Y	N	PERM	B	REGISTERED PROF NURSE III	20	92,804.50	498.14	22,261.83	24.0%			0.0%	22,262	24.0%
HTH 212	21036	1	Y	N	PERM	B	ASST TO THE DIET	3	20,970.00	144.00	2,501.76	11.9%			0.0%	2,502	11.9%
HTH 212	20960	10	Y	N	PERM	B	LICENSED PRACTICAL NURSE FP	8	41,594.50	490.56	9,819.86	23.6%			0.0%	9,820	23.6%
HTH 212	20973	10	Y	N	PERM	B	LICENSED PRACTICAL NURSE FP	8	48,674.00	215.33	5,247.24	10.8%			0.0%	5,247	10.8%
HTH 212	21015	10	Y	N	PERM	B	CERTIFIED NURSE AIDE FP	4	36,096.00	301.71	5,242.44	14.5%			0.0%	5,242	14.5%
HTH 212	56457	9	Y	N	PERM	B	REGISTERED PROF NURSE III	20	92,804.50	791.26	35,317.92	38.1%			0.0%	35,318	38.1%
HTH 212	20957	9	Y	N	PERM	B	REGISTERED PROF NURSE III	20	90,552.00	303.19	13,220.08	14.6%			0.0%	13,220	14.6%
HTH 212	21000	10	Y	N	PERM	B	CERTIFIED NURSE AIDE FP	4	17,899.35	173.30	2,991.85	16.7%			0.0%	2,992	16.7%
HTH 212	20951	9	Y	N	PERM	B	REGISTERED PROF NURSE III	20	99,217.32	703.98	33,709.29	34.0%			0.0%	33,709	34.0%
HTH 212	20983	10	Y	N	PERM	B	LICENSED PRACTICAL NURSE FP	8	48,674.00	671.98	16,399.43	33.7%			0.0%	16,399	33.7%
HTH 212	20972	10	Y	N	PERM	B	PATIENT CARE TECH FP	6	21,455.39	125.63	2,599.79	12.1%			0.0%	2,600	12.1%
HTH 212	21018	10	Y	N	PERM	B	CERTIFIED NURSE AIDE FP	4	36,096.00	254.15	4,417.45	12.2%			0.0%	4,417	12.2%
HTH 212	20977	10	Y	N	PERM	B	CERTIFIED NURSE AIDE FP	4	36,096.00	677.18	11,742.09	32.5%			0.0%	11,742	32.5%
HTH 212	37469	10	Y	N	PERM	B	CERTIFIED NURSE AIDE FP	4	36,096.00	228.75	3,973.31	11.0%			0.0%	3,973	11.0%
HTH 212	33103	9	Y	N	PERM	B	REGISTERED PROF NURSE III	20	97,668.00	327.94	15,389.09	15.8%			0.0%	15,389	15.8%
HTH 212	20956	9	Y	N	PERM	B	REGISTERED PROF NURSE III	20	95,128.50	218.29	9,999.88	10.5%			0.0%	10,000	10.5%
HTH 212	20937	9	Y	N	PERM	B	REGISTERED PROF NURSE VI	24	119,412.00	240.93	13,827.34	11.6%	11.00	657	0.6%	14,484	12.1%
HTH 212	56464	10	Y	N	PERM	B	CERTIFIED NURSE AIDE FP	4	36,096.00	527.37	9,152.61	25.4%			0.0%	9,153	25.4%
HTH 212	21045	10	Y	N	PERM	B	LICENSED PRACTICAL NURSE FP	8	44,764.00	365.18	8,901.33	19.9%			0.0%	8,901	19.9%
HTH 212	20944	9	Y	N	PERM	B	REGISTERED PROF NURSE III	20	100,104.00	413.75	19,913.79	19.9%			0.0%	19,914	19.9%
HTH 212	20943	9	Y	N	PERM	B	REGISTERED PROF NURSE III	20	100,104.00	463.55	22,272.85	22.2%			0.0%	22,273	22.2%
HTH 212	55285	13	Y	N	PERM	B	RECREATIONAL THERAPIST IV	22	55,488.00	70.09	2,804.87	5.1%	121.75	3,248	5.9%	6,053	10.9%
HTH 212	28571	10	Y	N	PERM	B	CERTIFIED NURSE AIDE FP	4	36,096.00	371.84	6,461.92	17.9%			0.0%	6,462	17.9%
HTH 212	28565	10	Y	N	PERM	B	CERTIFIED NURSE AIDE FP	4	24,111.48	271.44	4,714.66	19.6%			0.0%	4,715	19.6%
HTH 212	55964	9	Y	N	PERM	B	REGISTERED PROF NURSE III	20	92,452.36	238.40	10,646.74	11.5%			0.0%	10,647	11.5%
HTH 212	20970	10	Y	N	PERM	B	LICENSED PRACTICAL NURSE FP	8	41,594.50	497.86	9,978.04	24.0%			0.0%	9,978	24.0%
HTH 212	21060	10	Y	N	PERM	B	CERTIFIED NURSE AIDE FP	4	37,416.00	550.16	9,882.01	26.4%			0.0%	9,882	26.4%
HTH 212	56471	13	Y	N	PERM	B	DIETITIAN III	20	44,377.95	314.29	6,618.95	14.9%			0.0%	6,619	14.9%
HTH 212	21025	1	Y	N	PERM	B	COOK II	8	44,069.00	288.39	6,130.97	13.9%			0.0%	6,131	13.9%
HTH 212	20994	10	Y	N	PERM	B	CERTIFIED NURSE AIDE FP	4	36,096.00	264.02	4,589.45	12.7%			0.0%	4,589	12.7%
HTH 212	56467	10	Y	N	PERM	B	CERTIFIED NURSE AIDE FP	4	36,096.00	436.74	7,589.57	21.0%			0.0%	7,590	21.0%
HTH 212	51058	10	Y	N	PERM	B	CERTIFIED NURSE AIDE FP	4	36,096.00	416.33	7,236.97	20.0%			0.0%	7,237	20.0%
HTH 212	22937	10	Y	N	PERM	B	LICENSED PRACTICAL NURSE FP	8	48,674.00	527.04	12,862.96	26.4%			0.0%	12,863	26.4%
HTH 212	51061	10	Y	N	PERM	B	CERTIFIED NURSE AIDE FP	4	25,233.04	227.42	3,956.22	15.7%			0.0%	3,956	15.7%
HTH 212	20996	10	Y	N	PERM	B	CERTIFIED NURSE AIDE FP	4	36,096.00	451.74	7,843.46	21.7%			0.0%	7,843	21.7%
HTH 212	20999	10	Y	N	PERM	B	CERTIFIED NURSE AIDE FP	4	33,199.55	402.51	6,980.46	21.0%			0.0%	6,980	21.0%
HTH 212	53820	13	Y	N	PERM	B	OCCUPATIONAL THERAPIST IV	22	57,627.00	392.30	12,655.60	22.0%			0.0%	12,656	22.0%
HTH 210	57871	9			PERM	B	REGISTERED PROF NURSE IV	22	101,923.05	221.68	10,895.77	10.7%			0.0%	10,896	10.7%

Overtime Position List

(Only for Positions the Sum of Overtime Paid and Value of Compensatory Time for which was at Least 10% of Base Pay during FY15)

HTH 210	57829	9		PERM	B	REGISTERED PROF NURSE IV	22	102,708.10	226.53	11,307.83	11.0%			0.0%	11,308	11.0%
HTH 210	57288	13		PERM	B	PHARMACIST II	24	55,399.50	172.50	10,132.68	18.3%			0.0%	10,133	18.3%
HTH 210	53407	13		PERM	B	INFORMATION SYSTEMS SPCLT V	24	74,295.00	226.00	8,253.52	11.1%			0.0%	8,254	11.1%
HTH 210	56917	13		PERM	B	INFORMATION SYSTEMS SPCLT V	24	39,074.97	283.64	8,635.21	22.1%			0.0%	8,635	22.1%
HTH 210	109429	0		PERM	B	PRIVATE SECRETARY	N	48,594.00	1,474.88	34,460.22	70.9%			0.0%	34,460	70.9%
HTH 210	57274	9		PERM	B	REGISTERED PROF NURSE IV	22	101,304.00	445.18	21,641.91	21.4%			0.0%	21,642	21.4%



Department of Health - Hawaii Health Systems Corporation  
Overpayments as of November 30, 2015

Table 19

Name of Employee	Date of Overpayment	Gross Amount Overpaid	Amount Recovered	Balance	Category				Reason for Overpayment	Referred to Attorney General
					Employed Occurred > 2 Years	Employed Occurred < 2 Years	Not Employed Occurred > 2 Years	Not Employed Occurred < 2 Years		
	7/5-9/5/2012	\$ 11,222.65	\$ 4,696.64	\$ 6,526.01			X		LWOP	NO
	1/5-2/3/12	\$ 9,516.59	\$ 4,625.43	\$ 4,891.16			X		Not Crossed off after COB	NO
	4/29-4/30/15	\$ 915.45	\$ 775.39	\$ 140.06				X	LWOP	NO
	11/1-11/30/15	\$ 2,289.88	\$ -	\$ 2,289.88		X			LWOP	NO
	7/1-7/31/15	\$ 569.70	\$ 100.00	\$ 469.70		X			WC	NO
	10/1-10/15/15	\$ 142.43	\$ -	\$ 142.43		X			WC	NO
									LWOP due to insufficient sick leave.	
	10/31/2015	\$ 475.63	\$ -	\$ 475.63	X					
	4/24, 6/29-6/30, 7/16-7/29, 8/11-8/12, and 8/16/15	\$ 3,421.72	\$ (1,546.36)	\$ 4,968.08	X				LWOP due to insufficient sick leave.	
									LWOP due to insufficient sick leave.	
	9/24-9/30/15	\$ 1,884.91	\$ (600.00)	\$ 2,484.91	X					
									LWOP due to insufficient sick and vacation leave.	
	7/27-7/28, 7/31, 8/24, 8/27, 9/30, 10/19-10/30, 11/1	\$ 2,042.09	\$ (168.41)	\$ 2,210.50	X					
				\$ -	X				LWOP due to insufficient sick leave.	
									LWOP due to insufficient sick leave.	
	April - June 2015	\$ 3,443.74	\$ -	\$ 3,443.74	X					
									Overpayment due to employee choosing Workers comp over sick pay.	
	8/3-8/7, 9/26-9/27, 10/25/15	\$ 1,177.24	\$ (480.00)	\$ 1,657.24	X					
									LWOP due to insufficient vacation leave	
	6/30/2015	\$ 1,385.43	\$ (1,177.47)	\$ 2,562.90	X					

Department of Health - Hawaii Health Systems Corporation  
Overpayments as of November 30, 2015

Table 19

<u>Name of Employee</u>	<u>Date of Overpayment</u>	<u>Gross Amount Overpaid</u>	<u>Amount Recovered</u>	<u>Balance</u>	<u>Employed Occurred &gt; 2 Years</u>	<u>Employed Occurred &lt; 2 Years</u>	<u>Not Employed Occurred &gt; 2 Years</u>	<u>Not Employed Occurred &lt; 2 Years</u>	<u>Reason for Overpayment</u>	<u>Referred to Attorney General</u>
[REDACTED]	8/19, 10/27,10/31/2015	\$ 762.08		\$ 762.08		X			LWOP due to insufficient sick leave.	
[REDACTED]	10/26/2015	\$ 42.04		\$ 42.04	X				LWOP due to insufficient vacation leave	
[REDACTED]	10/19-10/22/15	\$ 674.93		\$ 674.93	X				LWOP due to insufficient vacation leave	
[REDACTED]	8/3-8/7/15, 10/25/15	\$ 949.04	\$ (480.00)	\$ 1,429.04	X				Overpayment due to employee choosing Workers comp over sick pay. And 1 day insufficient sick leave	
[REDACTED]	2/10,2/25,3/20-3/31/15, 4/1-4/15/15	\$ 6,658.24	\$ (5,326.60)	\$ 11,984.84		X			LWOP due to insufficient sick leave.	
[REDACTED]	8/11-8/14/2015, 9/25, 9/28, 9/30/15	\$ 999.29	\$ (555.00)	\$ 1,554.29	X				LWOP due to insufficient vacation leave.	
[REDACTED]	9/1/2015	\$ 101.14	\$ -	\$ 101.14		X			LWOP due to insufficient sick leave.	
[REDACTED]	July 2015	\$ 745.21	\$ (500.00)	\$ 1,245.21	X				LWOP due to insufficient sick leave.	
[REDACTED]	5/20-5/21/2015	\$ 281.00	\$ (200.00)	\$ 481.00	X				LWOP due to insufficient sick leave.	
[REDACTED]	Oct to Dec 2014, Jan to Mar 2015	\$ 5,324.76	\$ (4,356.00)	\$ 9,680.76	X				LWOP due to insufficient sick leave.	
[REDACTED]	9/23-9/24/15	\$ 233.32	\$ -	\$ 233.32	X				LWOP due to insufficient sick leave.	

Department of Health - Hawaii Health Systems Corporation  
Overpayments as of November 30, 2015

Table 19

<u>Name of Employee</u>	<u>Date of Overpayment</u>	<u>Gross Amount Overpaid</u>	<u>Amount Recovered</u>	<u>Balance</u>	<u>Employed Occurred &gt; 2 Years</u>	<u>Employed Occurred &lt; 2 Years</u>	<u>Not Employed Occurred &gt; 2 Years</u>	<u>Not Employed Occurred &lt; 2 Years</u>	<u>Reason for Overpayment</u>	<u>Referred to Attorney General</u>
	6/26, 7/21, 8/10, 8/12, 8/19/15	\$ 303.40	\$ -	\$ 303.40				X	LWOP due to insufficient sick leave.	
	8/13/2015	\$ 27.04	\$ -	\$ 27.04		X			LWOP due to insufficient vacation leave.	
	5/13/2015	\$ 142.71	\$ -	\$ 142.71	X				LWOP due to no call, no show	
	9/13, 9/27/15	\$ 988.81	\$ (494.41)	\$ 1,483.22	X				LWOP due to insufficient sick and vacation leave.	
	Sept and Oct 2015	\$ 289.97	\$ (100.00)	\$ 389.97	X				LWOP due to insufficient vacation or comp time.	
	8/18-8/20/15, 9/15-9/16/15	\$ 449.18	\$ (257.79)	\$ 706.97		X			LWOP due to insufficient sick and vacation leave.	
	6/6, 6/19-6/20, 7/17, 7/24, 8/20, 8/21-8/23, 9/9, 9/10, 9/22-9/26/15	\$ 1,435.19	\$ (866.81)	\$ 2,302.00	X				LWOP due to insufficient sick leave.	
	7/28, 8/1/15	\$ 515.26	\$ (412.00)	\$ 927.26		X			LWOP due to insufficient sick leave.	
	5/22, 6/15, 6/16, 7/15, 9/3, 9/24-25/15	\$ 2,256.94	\$ (1,514.94)	\$ 3,771.88	X				LWOP due to insufficient sick leave.	
	8/31/2015	\$ 148.84	\$ (74.42)	\$ 223.26	X				Overpayment due to incorrect hourly rate paid for Overtime and Holiday Pay	
	9/23-9/30/15	\$ 1,491.21	\$ (491.21)	\$ 1,982.42	X				LWOP due to insufficient vacation leave	

Department of Health - Hawaii Health Systems Corporation  
Overpayments as of November 30, 2015

Table 19

<u>Name of Employee</u>	<u>Date of Overpayment</u>	<u>Gross Amount Overpaid</u>	<u>Amount Recovered</u>	<u>Balance</u>	<u>Employed Occurred &gt; 2 Years</u>	<u>Employed Occurred &lt; 2 Years</u>	<u>Not Employed Occurred &gt; 2 Years</u>	<u>Not Employed Occurred &lt; 2 Years</u>	<u>Reason for Overpayment</u>	<u>Referred to Attorney General</u>
	8/24, 8/25, 8/28, 9/28/15	\$ 614.39	\$ (367.83)	\$ 982.22	x				LWOP due to insufficient vacation leave	
	11/15/10	\$ 687.00	\$ 417.00	\$ 270.00	x				LWOP	
	11/30/11	\$ 490.00	\$ 335.00	\$ 155.00			x		LWOP	

Department of Health – Hawaii Health Systems Corporation

Table 20

Program ID	Frequency		(M/A/O)	Max Value	Outstanding Balance	Term Of Contract			Organization	Category E/L/P/C/G/S	Description	Explanation of How Contract is Monitored	POS Y/N
	MOF	Annual Amount				Date Executed	From	To					
HTH210	B	\$ 421,022	O	\$ 2,215,015	-	05/01/2011	05/01/2011	09/28/2017	3M Health Information Systems	G/S	3M - Encoder Grouper Software for Medical Coding SA08 - Remove Kahuku Medical Center - Yrs 2&3	Technical Rep Approves Performance and invoices	Y
HTH210	B	\$ 251,950	O	\$ 850,000	-	03/01/2014	03/01/2014	02/25/2019	A & B Properties, Inc.	L	33 Lono Avenue Lease - 5 years with Alexander & Baldwin on Maui	Technical Rep Approves Performance and invoices	Y
HTH210	B	\$ 17,668	O	\$ 50,000	-	11/01/2015	11/01/2015	10/31/2016	Ability Networks, Inc.	G/S	Software License for Connectivity to the CMS HETS System	Technical Rep Approves Performance and invoices	Y
HTH210	B	\$ 96,970	O	\$ 380,700	188	08/07/2012	08/07/2012	08/06/2016	Access Information Management	S	Records Destruction and Disposal Services	Technical Rep Approves Performance and invoices	Y
HTH210	B	\$ 375,044	O	\$ 1,547,500	53,578	09/29/2012	09/29/2012	09/28/2016	Acclamation Insurance Management Services (AIMS)	S	Third Party Administration of HHSC Self-Insured Workers Comp and Employers Liability Program service	Technical Rep Approves Performance and invoices	Y
HTH210	B	\$ 62,087	O	\$ 282,633	3,713	08/01/2013	08/01/2013	07/31/2016	ADL Data Systems, Inc	S	ADL Data Systems - LTC MDS Assessment Software	Technical Rep Approves Performance and invoices	Y
HTH210	B	\$ 988,736	O	\$ 5,500,000	37,567	01/01/2012	01/01/2012	12/31/2016	Airgas Gaspro Inc	G	Airgas Airgas USA, Inc - Medical Gas Distribution SA03 is the 2016 renewal	Technical Rep Approves Performance and invoices	Y
HTH210	B	\$ 148,189	O	\$ 42,000	31,867	03/03/2014	03/03/2014	03/02/2017	Alcon Laboratories Inc	S	Service and maintenance for cataract equipment	Technical Rep Approves Performance and invoices	Y
HTH210	B	\$ 7,127	O	\$ 497,189	-	10/16/2012	10/16/2012	10/15/2016	Altres Staffing Inc.	S	Temporary Staffing Solutions	Technical Rep Approves Performance and invoices	Y
HTH210	B	\$ 8,112	O	\$ 1,065,000	-	03/01/2011	03/01/2011	02/28/2016	American Medical Response	S	Ground ambulance ALS and BLS services	Technical Rep Approves Performance and invoices	Y
HTH210	B	\$ 976,343	O	\$ -	49,699	09/28/2015	09/28/2015	09/27/2027	AMN Healthcare, Inc.	S	MEDEFIS Traveler Nursing/Allied/Mid-Level Healthcare Provider	Technical Rep Approves Performance and invoices	Y
HTH210	B	\$ 1,041,608	O	\$ -	58,397	09/28/2015	09/28/2015	09/27/2027	Aureus Nursing, LLC	S	MEDEFIS Traveler Nursing/Allied/Mid-Level Healthcare Provider	Technical Rep Approves Performance and invoices	Y
HTH210	B	\$ 23,437	O	\$ -	12,546	09/28/2015	09/28/2015	09/27/2027	Aureus Radiology, LLC	S	MEDEFIS Traveler Nursing/Allied/Mid-Level Healthcare Provider	Technical Rep Approves Performance and invoices	Y
HTH210	B	\$ 82,799	O	\$ 220,824	-	05/23/2014	05/23/2014	05/22/2017	Automed Technologies, Inc.	S	340B System software license	Technical Rep Approves Performance and invoices	Y
HTH210	B	\$ 1,712,695	O	\$ 11,016,000	12,012	03/23/2012	03/23/2012	03/22/2016	Blood Bank of Hawaii	S	Blood and blood products	Technical Rep Approves Performance and invoices	Y
HTH210	B	\$ 10,439	O	\$ 13,000	-	06/07/2015	06/07/2015	06/06/2016	Bottomline Technologies	G/S	SA01 adds 3 additional licenses (for Maui and Kauai Regions).	Technical Rep Approves Performance and invoices	Y
HTH210	B	\$ 125,784	O	\$ 1,800,000	7,286	07/23/2010	07/23/2010	07/22/2016	Cades Schutte LLP	S	Legal Services	Technical Rep Approves Performance and invoices	Y
HTH210	B	\$ 155,504	O	\$ 260,000	20,964	06/24/2015	06/24/2015	06/23/2016	Cardinal Health Pharmacy Services, LLC	S	Cardinal/ePharmPro - After hours Pharmacy Coverage	Technical Rep Approves Performance and invoices	Y
HTH210	B	\$ 15,500	O	\$ 10,000,000	-	04/01/2008	04/01/2008	05/06/2020	CareFusion Solutions, LLC	G/S	Rental and Support Agreement - Kohala, Kona and MMMC	Technical Rep Approves Performance and invoices	Y
HTH210	B	\$ 2,679,115	O	\$ 53,619,361	435,212	07/21/2011	07/21/2011	07/20/2019	Cerner Health Services, Inc.	G/S	Cerner - Electronic Medical Records System SA30- Help Desk - 1 year extension	Technical Rep Approves Performance and invoices	Y
HTH210	B	\$ 658,269	O	\$ 11,541,666	-	02/04/2009	02/04/2009	06/28/2016	CHG Companies, Inc.	S	Locum Tenens	Technical Rep Approves Performance and invoices	Y
HTH210	B	\$ 4,023,162	O	\$ 9,541,666	-	08/07/2009	08/07/2009	12/31/2015	CHG Companies, Inc. aka Weatherby	S	Locums Weatherby/CHG	Technical Rep Approves Performance and invoices	Y
HTH210	B	\$ 70,875	O	\$ 243,000	-	02/28/2012	02/28/2012	02/27/2016	Child and Family Service	S	System-Wide Employee Assistance Services	Technical Rep Approves Performance and invoices	Y
HTH210	B	\$ 627	O	\$ 188,000	-	08/01/2012	08/01/2012	07/31/2016	CIBER Enterprise Solutions	S	Ciber - Lawson System Support Hours	Technical Rep Approves Performance and invoices	Y
HTH210	B	\$ 2,568	O	\$ -	-	09/21/2015	09/21/2015	09/20/2027	Circharo Acquisition Corp, dba CoreMedical Group	S	MEDEFIS Traveler Nursing/Allied/Mid-Level Healthcare Provider	Technical Rep Approves Performance and invoices	Y
HTH210	B	\$ 15,152,752	O	\$ 197,750,000	4,625,396	07/01/2003	07/01/2003	12/14/2016	Clinical Laboratories of Hawaii LLP	S	InPatient ,OutPatient, ER Clinical Lab Services	Technical Rep Approves Performance and invoices	Y
HTH210	B	\$ 2,767,589	O	\$ 4,500,000	5,991	12/29/2013	12/29/2013	12/28/2016	Conifer Health Solutions	S	Conifer: SA03 updates the MMMC scope and adds \$500K to the agreement NTE.	Technical Rep Approves Performance and invoices	Y

Department of Health – Hawaii Health Systems Corporation

Table 20

Program ID	Frequency		(M/A/O)	Max Value	Outstanding Balance	Term Of Contract			Organization	Category E/L/P/C/G /S	Description	Explanation of How Contract is Monitored	POS Y/N
	MOF	Annual Amount				Date Executed	From	To					
HTH210	B	\$ 15,333	O	\$ 1,049,590	-	12/12/2014	12/12/2014	12/11/2017	Depuy Spine	G	IDN Agreement - four HHSC facilities - discount based on % of trauma products purchased from vendor.	Technical Rep Approves Performance and invoices	Y
HTH210	B	\$ 21,135	O	\$ 333,333	-	10/16/2012	10/16/2012	10/29/2016	Dunhill Personnel of Hawaii, Inc.	S	Temporary Staffing Services	Technical Rep Approves Performance and invoices	Y
HTH210	B	\$ 10,378	O	\$ 231,000	780	02/02/2011	02/02/2011	12/31/2016	EAN Holdings, LLC	S	Rental cars contract	Technical Rep Approves Performance and invoices	Y
HTH210	B	\$ 36,407	O	\$ 117,041	-	04/08/2014	04/08/2014	03/17/2017	ECRI	S	ECRI - On-demand Custom Analytic Tool SA01 is 2016-2017 renewal	Technical Rep Approves Performance and invoices	Y
HTH210	B	\$ 25,231	O	\$ 13,718	-	06/23/2015	06/23/2015	06/23/2016	Emerson Network Power, Liebert Services, Inc.	S	Annual maintenance and service agreement for UPS batteries for corporate office.	Technical Rep Approves Performance and invoices	Y
HTH210	B	\$ 292,675	O	\$ 966,000	-	11/30/2011	11/30/2011	11/29/2016	Executive Health Resources, Inc.	S	Physician Utilization Review - EHR/WHR/MMMCR	Technical Rep Approves Performance and invoices	Y
HTH210	B	\$ 50,354	O	\$ 100,000	-	10/31/2013	10/31/2013	10/30/2016	First Databank	S	First Databank, Inc. - Meaningful Use Knowledge Lookup SaaS	Technical Rep Approves Performance and invoices	Y
HTH210	B	\$ 12,633,595	O	\$ -	1,098,790	09/10/2014	09/10/2014	09/04/2016	FocusOne Solutions, LLC	S	Managed Software Solution for Traveler Nurse/Allied, Advanced Practice and Locum Tenens HCP's.	Technical Rep Approves Performance and invoices	Y
HTH210	B	\$ 458,676	O	\$ 1,429,460	12,099	05/09/2014	05/09/2014	05/08/2019	Fujifilm Medical Systems, USA	S	5 year Emerald Synapse Critical Service Agreement	Technical Rep Approves Performance and invoices	Y
HTH210	B	\$ 430,172	O	\$ 2,408,140	-	10/01/2012	10/01/2012	09/30/2017	GE Healthcare	G/S	GE OEM Services - Add GE XR Precision 500D to Hilo Medical Center	Technical Rep Approves Performance and invoices	Y
HTH210	B	\$ 2,460	O	\$ 15,000	-	05/11/2013	05/11/2013	05/10/2016	Global Compliance	S	Anonymous Corporate Compliance Hotline	Technical Rep Approves Performance and invoices	Y
HTH210	B	\$ 42,500	O	\$ 811,910	-	11/20/2003	11/20/2003	11/19/2016	Global Healthcare Exchange dba GHX	S	GHX - Global Healthcare Exchange	Technical Rep Approves Performance and invoices	Y
HTH210	B	\$ 51,585	O	\$ 85,000	1,490	01/06/2015	01/06/2015	01/06/2018	Hawaii Employers Council	S	HR services and consulting	Technical Rep Approves Performance and invoices	Y
HTH210	B	\$ 109,290	O	\$ 428,937	-	01/01/2014	01/01/2014	12/31/2016	Hawaii Health Information Corporation, dba HHIC	S	Health Information Data/Press-Ganey Surveys	Technical Rep Approves Performance and invoices	Y
HTH210	B	\$ 109,290	O	\$ 481,840	-	10/24/2014	10/24/2014	10/23/2017	Hawaii Health Information Exchange	S	Data Clearing House (Provider Portal) to Meet Meaningful Use Requirements	Technical Rep Approves Performance and invoices	Y
HTH210	B	\$ 92,813	O	\$ 600,000	17,788	11/07/2013	11/07/2013	11/06/2016	Hawaii Pacific X-Ray Corporation	G/S	HPX - Imaging Equipment Prev Maint and Repair Extend coverage for one additional year thru Nov 6, 2	Technical Rep Approves Performance and invoices	Y
HTH210	B	\$ 406	O	\$ 1,288,245	-	12/31/2015	12/31/2015	03/31/2018	Hawaii Petroleum, Inc.	G	Furnish and deliver bulk diesel fuel for Maui, E. Hawaii and W. Hawaii regions.	Technical Rep Approves Performance and invoices	Y
HTH210	B	\$ 9,274	O	\$ 847,000	-	10/22/2012	10/22/2012	10/21/2017	Hawaiian Telcom	G/S	Hawaiian Telcom - Redundant Lines	Technical Rep Approves Performance and invoices	Y
HTH210	B	\$ 1,647	O	\$ 250,000	-	06/03/2014	06/03/2014	06/02/2016	Health Information Resource Group, Inc	S	Coding Services	Technical Rep Approves Performance and invoices	Y
HTH210	B	\$ 36,500	O	\$ 138,000	6,000	08/08/2014	08/08/2014	08/08/2017	Health Professor, Inc.	S	Compliance LMS	Technical Rep Approves Performance and invoices	Y
HTH210	B	\$ 16,043	O	\$ 259,450	-	02/22/2013	02/22/2013	09/01/2016	Healthcare Resource Group	S	SA08 to add Task Order 9 to provide a remote coding solution for the Oahu Region LTC Facilities.	Technical Rep Approves Performance and invoices	Y
HTH210	B	\$ 93,722	O	\$ 250,000	11,805	06/03/2014	06/03/2014	06/02/2016	HIM On Call	S	Coding Services	Technical Rep Approves Performance and invoices	Y
HTH210	B	\$ 179,224	O	\$ 1,521,105	-	03/01/2006	03/01/2006	05/31/2016	Infor (US) aka Lawson	G/S	Infor (US) formerly Lawson - Application Upgrade & Support	Technical Rep Approves Performance and invoices	Y
HTH210	B	\$ 119,971	O	\$ 1,576,332	-	07/30/2003	07/30/2003	04/30/2016	International Business Machines, DBA IBM Corp	G/S	IBM Equipment Maintenance - SA11 = 2015-16 renewal	Technical Rep Approves Performance and invoices	Y
HTH210	B	\$ 5,969	O	\$ 9,000	2,984	11/17/2014	11/17/2014	11/16/2017	International Controls Systems, Inc.	S	RedCloud Badging System - Maintenance	Technical Rep Approves Performance and invoices	Y
HTH210	B	\$ 11,537	O	\$ 9,000	-	08/08/2015	08/08/2015	08/07/2016	Ipswitch Inc.	S		Technical Rep Approves Performance and invoices	Y
HTH210	B	\$ 65,480	O	\$ 9,541,666	-	01/27/2009	01/27/2009	12/31/2015	Jackson & Coker Locum Tenens, LLC	S	Locum Tenens	Technical Rep Approves Performance and invoices	Y

Department of Health – Hawaii Health Systems Corporation

Table 20

Program ID	Frequency		(M/A/O)	Max Value	Outstanding Balance	Term Of Contract			Organization	Category E/L/P/C/G/S	Description	Explanation of How Contract is Monitored	POS Y/N
	MOF	Annual Amount				Date Executed	From	To					
HTH210	B	\$ 198	O	\$ 250,000	-	06/09/2014	06/09/2014	06/08/2016	KIWI-TEK	S	Coding Services	Technical Rep Approves Performance and invoices	Y
HTH210	B	\$ 9,194	O	\$ 19,960	-	10/01/2013	10/01/2013	09/30/2016	KPMG LLP	S	CMS Cost Reports-Software	Technical Rep Approves Performance and invoices	Y
HTH210	B	\$ 103,963	O	\$ 750,000	15,084	09/15/2011	09/15/2011	09/14/2016	Krieg Devault	S	FMV, Compliance	Technical Rep Approves Performance and invoices	Y
HTH210	B	\$ 76,661	O	\$ 250,000	2,261	11/13/2013	11/13/2013	11/12/2016	Language Access Network	S	Translation Services	Technical Rep Approves Performance and invoices	Y
HTH210	B	\$ 6,733	O	\$ 30,000	367	01/07/2013	01/07/2013	01/06/2016	Language Line Services Inc	S	Language interpretation services, translato services and ASL services	Technical Rep Approves Performance and invoices	Y
HTH210	B	\$ 2,020	O	\$ 50,000	1,874	11/27/2013	11/27/2013	11/26/2016	Language Services Hawaii, LLC	S	Interpretation and translation services	Technical Rep Approves Performance and invoices	Y
HTH210	B	\$ 44,313	O	\$ 135,000	-	04/01/2013	04/01/2013	03/31/2016	Mackenzie Medical Group LLC	G/S	MacKenzie Med Group - Surgical Instrumentation Maintenance and Repair	Technical Rep Approves Performance and invoices	Y
HTH210	B	\$ 2,716	O	\$ 6,135	-	12/20/2011	12/20/2011	12/19/2016	MailFinance, Inc.	G	Postage Meter - Business Works Hawaii	Technical Rep Approves Performance and invoices	Y
HTH210	B	\$ 280,864	O	\$ 250,000	-	07/11/2014	07/11/2014	07/10/2016	Managed Resources Inc	S	Coding Services	Technical Rep Approves Performance and invoices	Y
HTH210	B	\$ 171,593	O	\$ 800,000	3,069	03/01/2012	03/01/2012	02/29/2016	Marr Jones & Wang	S	Labor and employment legal services - exercise the third option period	Technical Rep Approves Performance and invoices	Y
HTH210	B	\$ 296,563	O	\$ 1,500,000	-	05/01/2013	05/01/2013	04/30/2019	Masimo Americas Inc	G/S	Masimo Americas Inc - Pulse Oximetry Sensors SA04 - extends agreement for 42 months and adds Safety	Technical Rep Approves Performance and invoices	Y
HTH210	B	\$ 645,834	O	\$ 4,684,625	-	12/31/2010	12/31/2010	12/30/2015	Maui Petroleum, Inc.	G	MMMC Bulk Diesel Fuel	Technical Rep Approves Performance and invoices	Y
HTH210	B	\$ 504,482	O	\$ 1,234,245	-	03/03/2014	03/03/2014	12/31/2016	McKesson	S	McKesson - 2016 OneStaff and Claims Administrator Products Maintenance	Technical Rep Approves Performance and invoices	Y
HTH210	B	\$ 375	O	\$ 496,400	-	06/13/2012	06/13/2012	06/12/2016	McMurry/TMG, LLC	S	McMurry/TMG, formerly Content Marketing formerly McMurry -Web Design and Hosting Services	Technical Rep Approves Performance and invoices	Y
HTH210	B	\$ 67,793	O	\$ 657,760	6,305	07/08/2013	07/08/2013	07/07/2016	MDI Solutions Ltd	S	MDI Solutions Limited - Interface Development	Technical Rep Approves Performance and invoices	Y
HTH210	B	\$ 56,171	O	\$ 75,000	-	08/26/2014	08/26/2014	08/26/2016	MedAssets Net Revenue Systems, LLC	S	CDM Tool	Technical Rep Approves Performance and invoices	Y
HTH210	B	\$ 18,039	O	\$ -	9,094	09/21/2015	09/21/2015	09/20/2027	Medical Staffing Solutions, LLC	S	MEDEFIS Traveler Nursing/Allied/Mid-Level Healthcare Provider	Technical Rep Approves Performance and invoices	Y
HTH210	B	\$ 7,695	O	\$ 15,000	-	04/01/2013	04/01/2013	03/31/2016	Menhune Water Company	S	Water delivery services and hot and cold cooler rental	Technical Rep Approves Performance and invoices	Y
HTH210	B	\$ 848,159	O	\$ 4,823,352	-	02/06/2006	02/06/2006	12/31/2016	Microsoft Licensing GP aka En Pointe	G/S	Microsoft Enterprise Lic Agreement - SA06 is 2016 renewal	Technical Rep Approves Performance and invoices	Y
HTH210	B	\$ 56,940	O	\$ 220,000	-	01/01/2016	01/01/2016	12/31/2016	MidasPlus, Inc	S	Midas+ Software and Software Maintenance Services	Technical Rep Approves Performance and invoices	Y
HTH210	B	\$ 3,073,118	O	\$ 1,175,000	88,574	07/01/2010	07/01/2010	06/30/2016	Monarch Insurance Services, Inc.	S	Insurance Broker Services	Technical Rep Approves Performance and invoices	Y
HTH210	B	\$ 3,542	O	\$ 6,263	-	03/01/2015	03/01/2015	02/28/2017	MorphoTrak, Inc.	G/S	LiveScan Station software and hardware support.	Technical Rep Approves Performance and invoices	Y
HTH210	B	\$ 300,573	O	\$ 1	-	12/14/2000	12/14/2000	04/30/2016	Northeast Energy Services, Inc., dba NORESCO	G/S	Energy Services	Technical Rep Approves Performance and invoices	Y
HTH210	B	\$ 572,170	O	\$ 565,809	-	11/16/2012	11/16/2012	11/29/2016	Nuance Communications, Inc.	G/S	Dragon Dictation Network Edition	Technical Rep Approves Performance and invoices	Y
HTH210	B	\$ 98,011	O	\$ 10,000	2,687	06/05/2015	06/05/2015	06/04/2016	Oceanic Time Warner Cable LLC	G/S	SMMH - High Speed Connection	Technical Rep Approves Performance and invoices	Y
HTH210	B	\$ 266,193	O	\$ 489,839	15,384	07/21/2014	07/21/2014	07/21/2016	Olympus America Inc	G/S	Maintenance and services agreement endoscopy equipment	Technical Rep Approves Performance and invoices	Y
HTH210	B	\$ 4,623	O	\$ 250,000	-	06/27/2014	06/27/2014	06/27/2016	On Call Consulting	S	Coding Services	Technical Rep Approves Performance and invoices	Y

Department of Health – Hawaii Health Systems Corporation

Table 20

Program ID	Frequency		(M/A/O)	Max Value	Outstanding Balance	Term Of Contract			Organization	Category E/L/P/C/G/S	Description	Explanation of How Contract is Monitored	POS Y/N
	MOF	Annual Amount				Date Executed	From	To					
HTH210	B	\$ 3,581	O	\$ 27,500	-	07/24/2015	07/24/2015	07/23/2016	OneMedNet Corporation	G/S	OneMedNet Corp - SA01 amends to add Kohala Hospital to the list of participating facilities.	Technical Rep Approves Performance and invoices	Y
HTH210	B	\$ 17,049	O	\$ 15,000	198	11/18/2013	11/18/2013	11/17/2016	Orkin Pest Control	S	Pest Control Services	Technical Rep Approves Performance and invoices	Y
HTH210	B	\$ 173,745	O	\$ 339,991	5,578	04/09/2015	04/09/2015	04/09/2017	Otis Elevator Company	S	Maintenance and service agreement for elevators	Technical Rep Approves Performance and invoices	Y
HTH210	B	\$ 4,262	O	\$ 15,000	-	07/28/2015	07/28/2015	07/27/2018	Pacific Island Air Tech Company, Inc.	S	Air conditioning maintenance and service for corporate offices located on Oahu.	Technical Rep Approves Performance and invoices	Y
HTH210	B	\$ 313,322	O	\$ 21,750,000	132,946	07/01/2003	07/01/2003	12/14/2016	Pan Pacific Pathologist Inc	S	Pathology Services	Technical Rep Approves Performance and invoices	Y
HTH210	B	\$ 203,281	O	\$ 1,146,584	19,313	11/17/2012	11/17/2012	11/16/2016	Pearce Consulting Group	S	Series AS400 Programming Administration	Technical Rep Approves Performance and invoices	Y
HTH210	B	\$ 11,659	O	\$ 1,690,000	1,387	02/14/2011	02/14/2011	02/14/2016	Pharmacy Corporation of America, dba Pharmerica	S	LTC Pharmacy Services	Technical Rep Approves Performance and invoices	Y
HTH210	B	\$ 27,650	O	\$ 124,000	1,250	01/26/2013	01/26/2013	05/31/2016	Pharmacy Healthcare Solutions, Ltd	S	340B Compliance and Audit Review Srvc's	Technical Rep Approves Performance and invoices	Y
HTH210	B	\$ 1,371,150	O	\$ 2,267,400	214,146	07/08/2013	07/08/2013	07/07/2016	Plante & Moran, PLLC.	S	Annual State Financial Audit FY15	Technical Rep Approves Performance and invoices	Y
HTH210	B	\$ 74,653	O	\$ 350,000	7,634	12/01/2012	12/01/2012	11/30/2016	Precision Dynamics Corporation	G/S	Precision Dynamics Corporation - Patient ID Wristbands	Technical Rep Approves Performance and invoices	Y
HTH210	B	\$ 18,556	O	\$ 624,437	432	07/18/2012	07/18/2012	07/17/2016	RelayHealth	S	RelayHealth/McKesson - Claims Administration 2015-2016 renewal	Technical Rep Approves Performance and invoices	Y
HTH210	B	\$ 183,455	O	\$ 539,500	-	07/22/2015	07/22/2015	07/21/2016	Resources Connection, LLC, dba Resources Global Professionals	S	Contracted Corporate Controller services	Technical Rep Approves Performance and invoices	Y
HTH210	B	\$ 23,199	O	\$ 16,000	-	10/21/2014	10/21/2014	10/20/2017	Royer Maddox Herron Advisors, LLC	S	Provide consultation in the form of speaking, training, and/or facilitation to the HHSC corporate of	Technical Rep Approves Performance and invoices	Y
HTH210	B	\$ 83,200	O	\$ 163,200	-	07/21/2014	07/21/2014	07/20/2016	SciQuest, Inc.	S	SciQuest - Contracts Database Management System	Technical Rep Approves Performance and invoices	Y
HTH210	B	\$ 144,179	O	\$ 3,572,552	-	12/31/2010	12/31/2010	06/28/2016	Senter Petroleum	G	Kauai Bulk Diesel Fuel	Technical Rep Approves Performance and invoices	Y
HTH210	B	\$ 897	O	\$ 333,333	-	10/16/2012	10/16/2012	10/15/2016	Staffing Solutions of Hawaii, Inc.	S	Temporary Office, Accounting and IT Tech Staffing Support Services	Technical Rep Approves Performance and invoices	Y
HTH210	B	\$ 27,759	O	\$ 1,918,000	-	07/01/2011	07/01/2011	06/30/2016	State of Hawaii - Department of the Attorney General	S	MOU AG for collection of patient accounts	Technical Rep Approves Performance and invoices	Y
HTH210	B	\$ 37,623	O	\$ -	2,196	09/23/2015	09/23/2015	09/22/2027	Talemed, LLC	S	MEDEFIS Traveler Nursing/Allied/Mid-Level Healthcare Provider	Technical Rep Approves Performance and invoices	Y
HTH210	B	\$ 259,264	O	\$ 600,000	12,070	07/23/2014	07/23/2014	07/22/2016	TEKsystems	S	Soarian Financials Support	Technical Rep Approves Performance and invoices	Y
HTH210	B	\$ 8,600	O	\$ 51,750	-	01/06/2015	01/06/2015	01/19/2017	ThoughtFocus Technologies, LLC	S	ThoughtFocus - Provides primary Oracle and SQL database support services - 2016 Term	Technical Rep Approves Performance and invoices	Y
HTH210	B	\$ 19,716	O	\$ -	19,716	09/28/2015	09/28/2015	09/27/2027	Titan Nurse Staffing, LLC	S	MEDEFIS Traveler Nursing/Allied/Mid-Level Healthcare Provider	Technical Rep Approves Performance and invoices	Y
HTH210	B	\$ 150,000	O	\$ 250,000	150,000	07/01/2012	07/01/2012	06/30/2016	Toyon Associates, Inc.	S	Consulting and Legal CMS Appeals Services	Technical Rep Approves Performance and invoices	Y
HTH210	B	\$ 21,023	O	\$ 45,000	-	02/03/2014	02/03/2014	08/17/2018	Troy Group, Inc.	G/S	Troy Group - Pharmacy Printer Software Licenses and Support - adds 8 licenses and support cotermin	Technical Rep Approves Performance and invoices	Y
HTH210	B	\$ 105,522	O	\$ 396,000	-	01/15/2013	01/15/2013	01/14/2017	tw telecom holdings, llc	G/S	Time Warner Telecom - High Speed Wide Area Network Circuits - SA03 is 2016 renewal	Technical Rep Approves Performance and invoices	Y
HTH210	B	\$ 30,015	O	\$ 64,745	-	06/24/2013	06/24/2013	12/31/2015	University of Hawaii, School of Nursing and Dental Hygiene	S	Hospice and Palliative Care Training Program	Technical Rep Approves Performance and invoices	Y
HTH210	B	\$ 54,437	O	\$ 150,000	3,031	09/20/2012	09/20/2012	07/31/2019	Xerox Corporation	S	Multi-function copier services - add copier in Corporate IT office in Maui	Technical Rep Approves Performance and invoices	Y
HTH210	B	\$ 832,063	O	\$ 29,000	-	02/04/2013	02/04/2013	02/03/2016	Xtend Healthcare	S	Revenue Cycle services - amend Task Order 2	Technical Rep Approves Performance and invoices	Y



Department of Health – Hawaii Health Systems Corporation

Table 20

Program ID	Frequency		(M/A/O)	Max Value	Outstanding Balance	Term Of Contract			Organization	Category E/L/P/C/G/S	Description	Explanation of How Contract is Monitored	POS Y/N
	MOF	Annual Amount				Date Executed	From	To					
HTH210	B	\$ 65,309	O	\$ 66,000	-	05/22/2015	05/22/2015	05/21/2017	ZixCorp Systems, Inc.	S	Zixcorp: Secure email encryption service	Technical Rep Approves Performance and invoices	Y
HTH212	B	\$ 29,042	M	\$ 12,000	71	10/01/2011	10/01/2011	08/31/2018	Xerox Corporation	G	Xerox lease agreement	Technical Rep Approves Performance and invoices	Y
HTH212	B	\$ 7,033	M	\$ -	-	11/06/2012	11/06/2012	11/05/2027	Oceanic Time Warner Cable LLC	G	Cable Services at Maluhia	Technical Rep Approves Performance and invoices	Y
HTH212	B	\$ 29,445	M	\$ 1,200	-	07/01/2014	07/01/2014	06/30/2016	Diagnostic Laboratory Services Inc	S	lab consulting services to meet CLIA requirements	Technical Rep Approves Performance and invoices	Y
HTH212	B	\$ 3,222	O	\$ 25,000	-	04/01/2015	04/01/2015	03/31/2016	Pien, Francis M.D.	S	TB physician services at Leahi Hospital	Technical Rep Approves Performance and invoices	Y
HTH212	B	\$ 24,655	O	\$ 30,000	-	07/01/2015	07/01/2015	06/30/2016	Yap, Joel D.D.S.	S	Dental Services at Maluhia	Technical Rep Approves Performance and invoices	Y
HTH212	B	\$ 1,185	O	\$ 4,999	-	08/01/2015	08/01/2015	07/31/2016	Rehabprn Services LLC	S	OT, PT, Speech Services for Oahu Region	Technical Rep Approves Performance and invoices	Y
HTH212	B	\$ 5,111	O	\$ 5,086	-	08/01/2015	08/01/2015	07/31/2016	Swank Healthcare	G/S	Online education for Leahi and Maluhia	Technical Rep Approves Performance and invoices	Y
HTH212	B	\$ 5,000	Other	\$ 115,000		01/05/2015	01/05/2015	01/04/2016	ANDREWS, THERESA	G/S	Emplyment Agreement	Technical Rep Approves Performance and invoices	Y
HTH212	B	\$ 7,560	Hourly	\$ 45,000		09/01/2015	09/01/2015	08/31/2016	HENZLER, MARK	G/S		Technical Rep Approves Performance and invoices	Y
HTH212	B	\$ 9,707	Other	\$ -		01/20/2015	01/20/2015	01/19/2018	HILL, DONALD	G/S		Technical Rep Approves Performance and invoices	Y
HTH212	B	\$ 12,396		\$ 25,000		09/18/2015	09/18/2015	05/17/2017	Abbott Point of Care	G/S		Technical Rep Approves Performance and invoices	Y
HTH212	B	\$ 195,876		\$ 365,000		06/25/2015	06/25/2015	06/24/2017	Abbott Point of Care	G/S	Point of Care Testing	Technical Rep Approves Performance and invoices	Y
HTH212	B	\$ 9,904		\$ 500,000		10/15/2015	10/15/2015	10/14/2016	Acclarent, Inc.	G/S		Technical Rep Approves Performance and invoices	Y
HTH212	B	\$ 10,000		\$ 34,000		05/22/2014	05/22/2014	05/21/2016	ACM Consultants, Inc	G/S	ACM FMV Appraisal services	Technical Rep Approves Performance and invoices	Y
HTH212	B	\$ 19,889		\$ 50,000		05/21/2015	05/21/2015	05/20/2016	Acutron LLC	G/S		Technical Rep Approves Performance and invoices	Y
HTH212	B	\$ 19,550	Hourly	\$ 96,000		08/08/2014	08/08/2014	08/07/2016	Adrian M.D., Celeste	G/S	Speciality Call	Technical Rep Approves Performance and invoices	Y
HTH212	B	\$ 16,645		\$ 70,000		06/23/2014	06/23/2014	06/22/2016	Advanced Sterilization Products	G/S	Advanced Sterilization Products Service Agreement	Technical Rep Approves Performance and invoices	Y
HTH212	B	\$ 10,682	Other	\$ 130,000		05/11/2015	05/11/2015	05/10/2018	Allison Nichols PA	G/S		Technical Rep Approves Performance and invoices	Y
HTH212	B	\$ 117,000	Other	\$ 312,000		08/04/2014	08/04/2014	08/03/2016	Aloha House	G/S	Substance Abuse Facility	Technical Rep Approves Performance and invoices	Y
HTH212	B	\$ 11,745		\$ 48,000		03/06/2014	03/06/2014	12/31/2016	American College of Cardiology	G/S	ACC Master Agreement	Technical Rep Approves Performance and invoices	Y
HTH212	B	\$ 46,655		\$ 200,000		05/07/2014	05/07/2014	05/06/2016	AmeriGas Propane, LP dba Oahu Gas Service aka Maui Gas Service	G/S	LP Gas Supply and Maintenance	Technical Rep Approves Performance and invoices	Y
HTH212	B	\$ 34,850	Hourly	\$ 96,000		07/19/2014	07/19/2014	07/18/2016	Ammerman DO, Stacy	G/S	Stacy Ammerman D.O.	Technical Rep Approves Performance and invoices	Y
HTH212	B	\$ 6,609		\$ 20,000		09/22/2014	09/22/2014	09/21/2016	AngioDynamics Incorporation	G/S	OR Products	Technical Rep Approves Performance and invoices	Y
HTH212	B	\$ 200		\$ 30,000		08/06/2014	08/06/2014	08/05/2016	AORN	G/S	AORN Educational Modules & Online Reference Library	Technical Rep Approves Performance and invoices	Y
HTH212	B	\$ 3,000		\$ 546,568		03/15/2013	03/15/2013	03/14/2016	Architects Hawaii Ltd	G/S	Architect Hawaii Maui Lani	Technical Rep Approves Performance and invoices	Y
HTH212	B	\$ 6,659		\$ 41,675		03/16/2015	03/16/2015	03/15/2017	Architects Hawaii Ltd	G/S	Design of New XRay Replacement	Technical Rep Approves Performance and invoices	Y
HTH212	B	\$ 16,822		\$ 1,000,000		01/12/2012	01/12/2012	01/11/2017	Arisumi Brothers	G/S	Arisumi Brothers	Technical Rep Approves Performance and invoices	Y
HTH212	B	\$ 17,133		\$ 300,000		02/17/2012	02/17/2012	02/16/2016	Arteriocyte Medical Systems, Inc.	G/S	Arteriocyte - Equipment, support and supplies	Technical Rep Approves Performance and invoices	Y

Department of Health – Hawaii Health Systems Corporation

Table 20

Program ID	Frequency		(M/A/O)	Max Value	Outstanding Balance	Term Of Contract			Organization	Category E/L/P/C/G/S	Description	Explanation of How Contract is Monitored	POS Y/N
	MOF	Annual Amount				Date Executed	From	To					
HTH212	B	\$ 63,579		\$ 260,000		08/09/2013	08/09/2013	08/08/2016	Arthrex USA	G/S	Arthrex Orthopaedic products	Technical Rep Approves Performance and invoices	Y
HTH212	B	\$ 9,380		\$ 120,000		09/18/2015	09/18/2015	09/17/2016	Arthrosurface	G/S		Technical Rep Approves Performance and invoices	Y
HTH212	B	\$ 11,263		\$ -		12/15/2014	12/15/2014	12/14/2016	A-S Medication Solutions, LLC	G/S	Pharmacy Pre-Pack Meds	Technical Rep Approves Performance and invoices	Y
HTH212	B	\$ 6,970		\$ 50,000		08/12/2015	08/12/2015	08/11/2017	ASCO Services	G/S		Technical Rep Approves Performance and invoices	Y
HTH212	B	\$ 3,688	Hourly	\$ 100,000		06/01/2015	06/01/2015	05/31/2016	Ayasonanda, Vijal	G/S	Assisting with EMR Implementation	Technical Rep Approves Performance and invoices	Y
HTH212	B	\$ 160	Other	\$ 5,000		10/15/2015	10/15/2015	10/14/2016	Bass PhD, Kelly	G/S		Technical Rep Approves Performance and invoices	Y
HTH212	B	\$ 71,987		\$ 300,000		05/14/2014	05/14/2014	05/13/2016	BDI Pharma	G/S	BDI Blood Products Consignment	Technical Rep Approves Performance and invoices	Y
HTH212	B	\$ 141,734		\$ 400,000		07/21/2014	07/21/2014	07/20/2016	Biomet Orthopedics, Inc.	G/S	OR Products	Technical Rep Approves Performance and invoices	Y
HTH212	B	\$ 143,455		\$ 1,000,000		07/12/2011	07/12/2011	01/11/2016	BMO Capital Markets GKST Inc.	G/S	BMO Capital Markets	Technical Rep Approves Performance and invoices	Y
HTH212	B	\$ 7,733		\$ 10,000		02/10/2014	02/10/2014	02/09/2016	Boland, Patrick	G/S	Pat Boland	Technical Rep Approves Performance and invoices	Y
HTH212	B	\$ 26,744		\$ 50,000		11/19/2015	11/19/2015	06/20/2018	Boss CommTech	G/S		Technical Rep Approves Performance and invoices	Y
HTH212	B	\$ 553,496		\$ 2,000,000		03/19/2015	03/19/2015	03/18/2017	Boston Scientific Corporation	G/S	IFB HHSC 13-0013 OR Products	Technical Rep Approves Performance and invoices	Y
HTH212	B	\$ 22,260	Other	\$ 50,000		01/01/2015	01/01/2015	12/31/2016	Bryan Smith M.D.	G/S	Department Chair of Anesthesiology	Technical Rep Approves Performance and invoices	Y
HTH212	B	\$ 24,870		\$ 95,000		11/01/2015	11/01/2015	10/31/2016	Buesa, M.D., Reginal	G/S	Locum Agreement	Technical Rep Approves Performance and invoices	Y
HTH212	B	\$ 4,628		\$ 19,000		11/13/2013	11/13/2013	11/12/2018	Care Fusion Solutions, LLC	G/S	Carefusion Maintenance	Technical Rep Approves Performance and invoices	Y
HTH212	B	\$ 12,000		\$ 75,000		11/20/2013	11/20/2013	11/19/2016	Cedaron	G/S	Cedaron	Technical Rep Approves Performance and invoices	Y
HTH212	B	\$ 8,437		\$ 600,000		01/17/2012	01/17/2012	01/11/2016	Central Construction Inc.	G/S	Central Construction	Technical Rep Approves Performance and invoices	Y
HTH212	B	\$ 2,406	Hourly	\$ 156,000		07/01/2014	07/01/2014	06/30/2016	Choi, George	G/S	George Choi	Technical Rep Approves Performance and invoices	Y
HTH212	B	\$ 51,492		\$ 160,000		02/14/2015	02/14/2015	02/14/2017	Clarke D.D.S., Michael A.	G/S		Technical Rep Approves Performance and invoices	Y
HTH212	B	\$ 60,713	Fee Schedule	\$ 220,000		06/01/2014	06/01/2014	05/31/2016	Clinical Laboratories of Hawaii LLP	G/S	Lanai Clin Labs	Technical Rep Approves Performance and invoices	Y
HTH212	B	\$ 71,549		\$ 300,000		09/29/2015	09/29/2015	12/12/2016	Clinical Laboratories of Hawaii LLP	G/S	Kula Clin Labs	Technical Rep Approves Performance and invoices	Y
HTH212	B	\$ 14,213	Monthly	\$ 30,000		01/15/2015	01/15/2015	01/14/2016	Commercial Biotech, LLC	G/S		Technical Rep Approves Performance and invoices	Y
HTH212	B	\$ 26,350	Hourly	\$ 100,000		07/23/2015	07/23/2015	07/22/2016	Community Clinic of Maui Inc, dba Malama I Ke Ola Health Center	G/S	Call OB/GYN	Technical Rep Approves Performance and invoices	Y
HTH212	B	\$ 73,625	Hourly	\$ 800,000		04/24/2015	04/24/2015	04/23/2016	CompHealth	G/S	NPA and PA Services	Technical Rep Approves Performance and invoices	Y
HTH212	B	\$ 15,781		\$ 200,000		07/10/2014	07/10/2014	07/09/2016	Cooper Surgical	G/S	OR Supplies	Technical Rep Approves Performance and invoices	Y
HTH212	B	\$ 1,650	Hourly	\$ 120,000		10/29/2015	10/29/2015	10/28/2016	Crow, David M.D.	G/S		Technical Rep Approves Performance and invoices	Y
HTH212	B	\$ 20,152		\$ 50,000		08/22/2014	08/22/2014	08/21/2016	C-Scan Technologies Inc	G/S	Barrier hood particle count testing, maintenance	Technical Rep Approves Performance and invoices	Y
HTH212	B	\$ 2,385	Other	\$ -		03/14/2015	03/14/2015	03/13/2017	Dang, MD, Michael	G/S		Technical Rep Approves Performance and invoices	Y
HTH212	B	\$ 4,206		\$ 11,000		09/01/2014	09/01/2014	08/31/2016	Daniels Consulting, Ltd	G/S	Specialized Consulting for JCAHO	Technical Rep Approves Performance and invoices	Y

Department of Health – Hawaii Health Systems Corporation

Table 20

Program ID	Frequency		(M/A/O)	Max Value	Outstanding Balance	Term Of Contract			Organization	Category E/L/P/C/G/S	Description	Explanation of How Contract is Monitored	POS Y/N
	MOF	Annual Amount				Date Executed	From	To					
HTH212	B	\$ 31,053		\$ 14,000		11/14/2012	11/14/2012	11/13/2017	Devicor Medical Products Inc, Corporate Office	G/S	Mammothone Biopsy System Service Agreement	Technical Rep Approves Performance and invoices	Y
HTH212	B	\$ 7,470	Hourly	\$ 45,000		06/01/2015	06/01/2015	05/31/2016	Diane Coulter, M.D.	G/S	Locum Tenes Kula	Technical Rep Approves Performance and invoices	Y
HTH212	B	\$ 76,900		\$ 500,000		09/25/2012	09/25/2012	09/24/2016	DirectCall Transfer Center	G/S	Direct Call	Technical Rep Approves Performance and invoices	Y
HTH212	B	\$ 4,781		\$ 20,000		03/04/2015	03/04/2015	03/03/2016	Dorvin Leis Company Inc	G/S		Technical Rep Approves Performance and invoices	Y
HTH212	B	\$ 41,340		\$ 150,000		04/18/2015	04/18/2015	04/17/2016	Drood, Jeffrey, MD	G/S		Technical Rep Approves Performance and invoices	Y
HTH212	B	\$ 200	Hourly	\$ 98,000		08/05/2014	08/05/2014	08/04/2016	Dugue, Michelle, M.D.	G/S	Professional Clinic Services	Technical Rep Approves Performance and invoices	Y
HTH212	B	\$ 15,148		\$ 75,000		12/19/2012	12/19/2012	12/18/2015	Easter Seals Hawaii	G/S	Easter Seals	Technical Rep Approves Performance and invoices	Y
HTH212	B	\$ 20,210		\$ 520,000		11/17/2011	11/17/2011	11/16/2016	Ecolab Inc	G/S	Ecolab Pest Control	Technical Rep Approves Performance and invoices	Y
HTH212	B	\$ 3,783		\$ 50,000		04/30/2015	04/30/2015	04/29/2016	Edward Enterprises Inc.	G/S		Technical Rep Approves Performance and invoices	Y
HTH212	B	\$ 15,000	Hourly	\$ 250,000		03/08/2014	03/08/2014	03/07/2016	Egami MD, Darrin	G/S	Dr Darren Egami MD	Technical Rep Approves Performance and invoices	Y
HTH212	B	\$ 269,391	Monthly	\$ 900,000		10/01/2013	10/01/2013	10/30/2016	Elite Parking Services, LLC	G/S	Elite Parking Valet Services	Technical Rep Approves Performance and invoices	Y
HTH212	B	\$ 22,000	Hourly	\$ 200,000		07/20/2014	07/20/2014	07/19/2016	Elizabeth Mannick MD	G/S	Gastroenterology Call Services	Technical Rep Approves Performance and invoices	Y
HTH212	B	\$ 7,796		\$ 23,510		01/01/2014	01/01/2014	12/31/2016	Elsevier Inc dba Elsevier / MC Strategies	G/S	Elsevier MC Strategies Nursing Consult	Technical Rep Approves Performance and invoices	Y
HTH212	B	\$ 1,400	Other	\$ 90,000		12/19/2012	12/19/2012	06/18/2016	Emcare Inc.	G/S	EMCARE Emergency Room	Technical Rep Approves Performance and invoices	Y
HTH212	B	\$ 9,469		\$ 50,000		07/27/2015	07/27/2015	07/26/2017	ERBE USA Incorporated Surgical Systems	G/S	Supplies for GI Bleeding	Technical Rep Approves Performance and invoices	Y
HTH212	B	\$ 15,288		\$ 200,000		07/30/2015	07/30/2015	07/29/2016	Exceptional, Inc. dba Employers Options	G/S		Technical Rep Approves Performance and invoices	Y
HTH212	B	\$ 15,320		\$ 100,000		02/20/2013	02/20/2013	02/19/2016	Fresenius Medical Care	G/S	Fresenius Software	Technical Rep Approves Performance and invoices	Y
HTH212	B	\$ 81,694		\$ 241,000		10/01/2013	10/01/2013	07/31/2017	Fujifilm Medical Systems, USA	G/S	Fuji Synapse CV Archive System Support	Technical Rep Approves Performance and invoices	Y
HTH212	B	\$ 86,104		\$ 102,000		12/31/2014	12/31/2014	03/27/2020	Fujifilm Medical Systems, USA	G/S	Ultrasound System for ICU and Anesthesiology paid for by Foundation	Technical Rep Approves Performance and invoices	Y
HTH212	B	\$ 103,292	Monthly	\$ 1,023,000		01/01/2010	01/01/2010	12/31/2016	G4S Secure Solutions (USA) Inc	G/S	KULA Security Guard	Technical Rep Approves Performance and invoices	Y
HTH212	B	\$ 316,193	Hourly	\$ 806,000		01/09/2015	01/09/2015	01/08/2017	Galpin, Peter M.D.	G/S	Call Services	Technical Rep Approves Performance and invoices	Y
HTH212	B	\$ 304,709		\$ 500,000		05/21/2014	05/21/2014	05/20/2017	GAMBRO RENAL PRODUCTS INC.	G/S	Gambro Purchase Agreement	Technical Rep Approves Performance and invoices	Y
HTH212	B	\$ 50,000		\$ 100,000		07/01/2014	07/01/2014	06/30/2016	Gamma Corporation	G/S	Gamma Corp	Technical Rep Approves Performance and invoices	Y
HTH212	B	\$ 20,790		\$ 23,000		08/07/2015	08/07/2015	08/06/2016	GE Healthcare	G/S		Technical Rep Approves Performance and invoices	Y
HTH212	B	\$ 528		\$ 650		01/30/2015	01/30/2015	01/29/2016	General Electric Company	G/S	GE Giraffe	Technical Rep Approves Performance and invoices	Y
HTH212	B	\$ 1,190		\$ 200,000		04/02/2012	04/02/2012	04/01/2016	GP Roadway Solutions, Inc.	G/S	Maui Region - GP Roadway Solutions - Signage Services	Technical Rep Approves Performance and invoices	Y
HTH212	B	\$ 313		\$ 10,000		12/19/2013	12/19/2013	12/18/2015	Green, Denise	G/S	Green, Denis Sign Language Interpreter	Technical Rep Approves Performance and invoices	Y
HTH212	B	\$ 6,323		\$ 20,000		05/14/2014	05/14/2014	05/13/2016	Grey Tech LLC	G/S	Grey Tech specimen disposal	Technical Rep Approves Performance and invoices	Y
HTH212	B	\$ 248,293		\$ 1,500,000		09/23/2009	09/23/2009	01/11/2016	GroupOne Health Source, Inc	G/S	Billing Services	Technical Rep Approves Performance and invoices	Y

Program ID	Frequency		(M/A/O)	Max Value	Outstanding Balance	Term Of Contract			Organization	Category E/L/P/C/G/S	Description	Explanation of How Contract is Monitored	POS Y/N
	MOF	Annual Amount				Date Executed	From	To					
HTH212	B	\$ 807,868		\$ 1,500,000		03/31/2015	03/31/2015	04/15/2016	H*Works an Advisory Board Company	G/S		Technical Rep Approves Performance and invoices	Y
HTH212	B	\$ 6,746		\$ 220,000		10/01/2014	10/01/2014	09/30/2016	Hagerman, AAL, Gary	G/S	Gary Hagerman LLC	Technical Rep Approves Performance and invoices	Y
HTH212	B	\$ 23,985		\$ 1,974,505		08/22/2013	08/22/2013	08/21/2016	Happy Valley Service, Inc	G/S	Laundry Equipment	Technical Rep Approves Performance and invoices	Y
HTH212	B	\$ 28,770		\$ 300,000		01/11/2012	01/11/2012	01/10/2016	Hardware Lumber Maui	G/S	Hardware Lumber	Technical Rep Approves Performance and invoices	Y
HTH212	B	\$ 42,493	Hourly	\$ 15,800		02/14/2015	02/14/2015	02/13/2017	Hasegawa, Earl D.D.S. M.S.	G/S		Technical Rep Approves Performance and invoices	Y
HTH212	B	\$ 76,426		\$ 200,000		03/25/2015	03/25/2015	03/24/2016	Hawaii Bio-Waste System Inc	G/S		Technical Rep Approves Performance and invoices	Y
HTH212	B	\$ 4,496	Hourly	\$ 110,000		10/22/2014	10/22/2014	10/21/2016	Hawaii Permanente Medical Group, Inc	G/S		Technical Rep Approves Performance and invoices	Y
HTH212	B	\$ 141,084		\$ 900,000		09/04/2015	09/04/2015	09/03/2016	Hawaii Permanente Medical Group, Inc	G/S	Speciality Call	Technical Rep Approves Performance and invoices	Y
HTH212	B	\$ 50,724	Other	\$ 250,000		07/01/2014	07/01/2014	06/30/2016	Hawaii Residency Programs, Inc.	G/S	Hawaii Residency Program	Technical Rep Approves Performance and invoices	Y
HTH212	B	\$ 86,207		\$ 250,000		07/27/2015	07/27/2015	07/26/2018	Hawaiian Telcom	G/S	Telephone Maintenance	Technical Rep Approves Performance and invoices	Y
HTH212	B	\$ 233,475	Hourly	\$ 301,125		03/23/2015	03/23/2015	03/22/2016	Heme Perfusion, Inc.	G/S	Perfusion Services	Technical Rep Approves Performance and invoices	Y
HTH212	B	\$ 2,437		\$ 100,000		03/22/2012	03/22/2012	03/21/2016	HFM Maui Petroleum	G/S	Hawaii Fueling Network	Technical Rep Approves Performance and invoices	Y
HTH212	B	\$ 12,877		\$ 35,000		01/14/2015	01/14/2015	01/13/2016	Hill-Rom	G/S	New Nurse Call System for MR/CT Building	Technical Rep Approves Performance and invoices	Y
HTH212	B	\$ 17,830		\$ 100,000		01/29/2010	01/29/2010	01/28/2016	Hill-Rom	G/S	Beds and Maintenance KULA	Technical Rep Approves Performance and invoices	Y
HTH212	B	\$ 97,075		\$ 350,000		06/01/2013	06/01/2013	05/31/2016	Hill-Rom	G/S	Hill-Rom Bed Maintenance	Technical Rep Approves Performance and invoices	Y
HTH212	B	\$ 63,584		\$ 380,000		01/09/2015	01/09/2015	01/08/2017	Holden Hospital Supply	G/S	Speciality Supplies and Maintenance of gases	Technical Rep Approves Performance and invoices	Y
HTH212	B	\$ 54,232		\$ 400,000		10/05/2012	10/05/2012	10/04/2016	Hologic LP	G/S	Hologic	Technical Rep Approves Performance and invoices	Y
HTH212	B	\$ 7,852		\$ 30,000		09/23/2013	09/23/2013	06/30/2017	iCAD Inc.	G/S	iCAD Service Agreement	Technical Rep Approves Performance and invoices	Y
HTH212	B	\$ 100,000		\$ 160,000		12/29/2014	12/29/2014	12/28/2016	IMANAKA ASATO LLC	G/S		Technical Rep Approves Performance and invoices	Y
HTH212	B	\$ 35,655		\$ 145,000		12/20/2013	12/20/2013	12/19/2018	Innovative Product Achievements, LLC	G/S	IPA ScrubEx Tracking Dispensers	Technical Rep Approves Performance and invoices	Y
HTH212	B	\$ 103,582		\$ 600,000		09/27/2011	09/27/2011	09/26/2016	Innovative Therapies, Inc.	G/S	Innovative Therapies Inc - Wound Therapy Pumps	Technical Rep Approves Performance and invoices	Y
HTH212	B	\$ 257,729		\$ 460,000		09/14/2012	09/14/2012	10/31/2016	INO Therapeutics LLC (Ikaira Corporation)	G/S	Inotherapy Service	Technical Rep Approves Performance and invoices	Y
HTH212	B	\$ 330,150		\$ 1,000,000		06/15/2013	06/15/2013	06/14/2016	Integ Business Services Inc	G/S	Integ Business Off Site Storage	Technical Rep Approves Performance and invoices	Y
HTH212	B	\$ 130		\$ 200,000		06/10/2010	06/10/2010	06/09/2016	International Business Machines, DBA IBM Corp	G/S	IBM	Technical Rep Approves Performance and invoices	Y
HTH212	B	\$ 3,996		\$ 75,000		04/23/2014	04/23/2014	04/22/2018	Iradimed Corporation	G/S	Iradimed pumps, maintenance, products	Technical Rep Approves Performance and invoices	Y
HTH212	B	\$ 66,253		\$ 300,000		03/08/2013	03/08/2013	03/07/2016	Island Signal and Sound, Inc.	G/S	Smoke Detector Maintenance, Cleaning & Testing	Technical Rep Approves Performance and invoices	Y
HTH212	B	\$ 4,000		\$ 24,000		02/01/2014	02/01/2014	01/31/2017	iVantage Health Analytics	G/S	iVantage Subscription Agreement	Technical Rep Approves Performance and invoices	Y
HTH212	B	\$ 109,931		\$ 300,000		05/20/2014	05/20/2014	05/19/2016	IVYA Corporation dba Western Slope Water	G/S	Western Slopes	Technical Rep Approves Performance and invoices	Y
HTH212	B	\$ 60,000	Hourly	\$ 436,000		04/01/2014	04/01/2014	03/31/2016	Jarrett MD, Beth	G/S	Beth Jarrett MD	Technical Rep Approves Performance and invoices	Y

Department of Health – Hawaii Health Systems Corporation

Table 20

Program ID	Frequency		(M/A/O)	Max Value	Outstanding Balance	Term Of Contract			Organization	Category E/L/P/C/G/S	Description	Explanation of How Contract is Monitored	POS Y/N
	MOF	Annual Amount				Date Executed	From	To					
HTH212	B	\$ 4,842		\$ 300,000		02/08/2012	02/08/2012	02/07/2016	Kahului Carpet and Drapery, Inc.	G/S	Maui Region - Kahului Carpet & Drapery Products - Floor Repair Services	Technical Rep Approves Performance and invoices	Y
HTH212	B	\$ 18,571		\$ 300,000		02/16/2012	02/16/2012	02/15/2016	Kahului Carpet and Drapery, Inc.	G/S	Maui Region - Kahului Carpet - Window Treatment Repair and Replacement Services	Technical Rep Approves Performance and invoices	Y
HTH212	B	\$ 479,010		\$ 2,000,000		06/15/2015	06/15/2015	06/14/2017	Kaiser Permanente	G/S	Hospitalists Pediatrics	Technical Rep Approves Performance and invoices	Y
HTH212	B	\$ 5,644	Hourly	\$ 49,000		08/02/2015	08/02/2015	08/01/2016	Kanamori, Scott, DDS	G/S		Technical Rep Approves Performance and invoices	Y
HTH212	B	\$ 85	Hourly	\$ 49,000		08/02/2015	08/02/2015	08/01/2016	Kanamori, Ted, DDS	G/S		Technical Rep Approves Performance and invoices	Y
HTH212	B	\$ 83,200		\$ 168,000		02/28/2014	02/28/2014	02/13/2016	Karl Storz Endoscopy America	G/S	Karl Storz	Technical Rep Approves Performance and invoices	Y
HTH212	B	\$ 43,928		\$ 85,000		04/05/2015	04/05/2015	04/04/2016	Kentec Medical	G/S		Technical Rep Approves Performance and invoices	Y
HTH212	B	\$ 25,948		\$ 300,000		09/07/2015	09/07/2015	09/06/2016	KMH, LLP	G/S	Audit Services	Technical Rep Approves Performance and invoices	Y
HTH212	B	\$ 74,250	Hourly	\$ 240,000		01/28/2015	01/28/2015	01/27/2017	Kristal Brown, M.D.	G/S		Technical Rep Approves Performance and invoices	Y
HTH212	B	\$ 1,686		\$ 20,000		08/01/2014	08/01/2014	07/31/2016	Kula Ace Hardware	G/S	Maintenance Supplies & Productsw	Technical Rep Approves Performance and invoices	Y
HTH212	B	\$ 10,087		\$ 100,000		04/10/2012	04/10/2012	04/09/2016	Land Prep, LLC	G/S	Tree Trimming	Technical Rep Approves Performance and invoices	Y
HTH212	B	\$ 2,844	Hourly	\$ 40,000		02/07/2014	02/07/2014	02/06/2016	Langeron MD, Pierre	G/S	Pierre Langeron	Technical Rep Approves Performance and invoices	Y
HTH212	B	\$ 112,856		\$ 500,000		02/12/2015	02/12/2015	02/11/2017	Lifecell Corporation	G/S	OR Products via IFB	Technical Rep Approves Performance and invoices	Y
HTH212	B	\$ 75,000	Hourly	\$ 150,000		03/15/2014	03/15/2014	03/14/2016	Lugo, Sergio M.D.	G/S	Sergio Lugo MD	Technical Rep Approves Performance and invoices	Y
HTH212	B	\$ 46,250	Hourly	\$ 200,000		07/24/2014	07/24/2014	07/23/2016	Lyons MD, Samuel D	G/S	General Surgery Speciality Call	Technical Rep Approves Performance and invoices	Y
HTH212	B	\$ 435		\$ 10,000		02/18/2015	02/18/2015	02/17/2016	Malama Environmental dba MEV	G/S	Asbestos Testing	Technical Rep Approves Performance and invoices	Y
HTH212	B	\$ 11,816		\$ 57,000		08/07/2014	08/07/2014	08/06/2019	Maquet Cardiovascular	G/S		Technical Rep Approves Performance and invoices	Y
HTH212	B	\$ 3,081		\$ 30,000		07/01/2014	07/01/2014	06/30/2016	Marmac Ace Hardware	G/S	Maintenance Supplies & Products	Technical Rep Approves Performance and invoices	Y
HTH212	B	\$ 766,500	Other	\$ -		02/03/2012	02/03/2012	02/02/2016	Maui Chest Medicine Inc	G/S	Maui Chest Medicine, Inc. - ICU Specialty Call and Medical Directorship	Technical Rep Approves Performance and invoices	Y
HTH212	B	\$ 14,073		\$ 50,000		11/25/2015	11/25/2015	11/24/2016	Maui Economic Opportunity	G/S		Technical Rep Approves Performance and invoices	Y
HTH212	B	\$ 12,278		\$ 150,000		07/30/2015	07/30/2015	07/29/2016	Maui Fire Control	G/S		Technical Rep Approves Performance and invoices	Y
HTH212	B	\$ 19,973		\$ 50,000		03/16/2015	03/16/2015	03/15/2016	Maui Handi Transport	G/S		Technical Rep Approves Performance and invoices	Y
HTH212	B	\$ 3,040	Hourly	\$ 50,000		12/10/2014	12/10/2014	12/09/2016	Maui Medical Group	G/S	George Powell MD	Technical Rep Approves Performance and invoices	Y
HTH212	B	\$ 155,150	Hourly	\$ 900,000		08/08/2015	08/08/2015	08/07/2016	Maui Medical Group	G/S	Multi-Speciality Call Contract	Technical Rep Approves Performance and invoices	Y
HTH212	B	\$ 483,200		\$ 100,000		05/01/2015	05/01/2015	04/30/2016	Maui Medical Group	G/S	Hospitalist	Technical Rep Approves Performance and invoices	Y
HTH212	B	\$ 19,908		\$ 200,000		03/14/2012	03/14/2012	03/13/2016	Maui Oil Company Inc	G/S	Maui Oil Company	Technical Rep Approves Performance and invoices	Y
HTH212	B	\$ 49,492	Hourly	\$ 160,000		02/02/2015	02/02/2015	02/01/2017	Maui Oral Surgery, LLC	G/S		Technical Rep Approves Performance and invoices	Y
HTH212	B	\$ 40,636		\$ 100,000		02/05/2013	02/05/2013	02/04/2016	Maui Soda & Ice Works Ltd.	G/S	Maui Soda Beverage Dispensers and Maintenance	Technical Rep Approves Performance and invoices	Y
HTH212	B	\$ 2,350		\$ 45,000		06/27/2015	06/27/2015	06/26/2016	Mediation Services of Maui	G/S		Technical Rep Approves Performance and invoices	Y

Program ID	Frequency		(M/A/O)	Max Value	Outstanding Balance	Term Of Contract			Organization	Category E/L/P/C/G/S	Description	Explanation of How Contract is Monitored	POS Y/N
	MOF	Annual Amount				Date Executed	From	To					
HTH212	B	\$ 17,754		\$ 49,462	05/25/2011	05/25/2011	05/24/2016	Medtronic Cardiovascular Inc.	G/S	Medtronic Extended Services	Technical Rep Approves Performance and invoices	Y	
HTH212	B	\$ 58,705		\$ 500,000	10/02/2015	10/02/2015	10/01/2016	Medtronic Sofamor Danek	G/S	OR Supplies	Technical Rep Approves Performance and invoices	Y	
HTH212	B	\$ 14,599		\$ 15,100	07/22/2015	07/22/2015	12/21/2015	Medtronic, Inc.	G/S	Maintenance	Technical Rep Approves Performance and invoices	Y	
HTH212	B	\$ 218,458		\$ 2,000,000	02/28/2011	02/28/2011	02/27/2016	Medtronic, Inc.	G/S	Medtronic - OR Supplies	Technical Rep Approves Performance and invoices	Y	
HTH212	B	\$ 3,475		\$ -	03/07/2015	03/07/2015	03/06/2016	Merdjanian & Associates	G/S	OR Products	Technical Rep Approves Performance and invoices	Y	
HTH212	B	\$ 3,499	Hourly	\$ 80,000	11/09/2015	11/09/2015	11/08/2016	Michael Ellis D.D.S.	G/S	Dential On-Call Services	Technical Rep Approves Performance and invoices	Y	
HTH212	B	\$ 33,920	Hourly	\$ 150,000	04/18/2015	04/18/2015	04/17/2016	Milne, Phillip, M.D.	G/S		Technical Rep Approves Performance and invoices	Y	
HTH212	B	\$ 4,039		\$ 100,000	07/07/2014	07/07/2014	07/06/2016	MIT Hawaii	G/S	OR Supplies	Technical Rep Approves Performance and invoices	Y	
HTH212	B	\$ 27,750		\$ 125,000	07/04/2015	07/04/2015	07/03/2016	Mitsunaga MD, Morris	G/S		Technical Rep Approves Performance and invoices	Y	
HTH212	B	\$ 9,885		\$ 39,000	03/13/2013	03/13/2013	03/12/2016	MobileKnowledge, Inc.	G/S	Mobile Knowledge Online Call Schedule	Technical Rep Approves Performance and invoices	Y	
HTH212	B	\$ 4,053		\$ 17,000	02/23/2015	02/23/2015	02/22/2018	Mortara Instruments	G/S	Q-Tel RMS 8 Channel Master Service Contract	Technical Rep Approves Performance and invoices	Y	
HTH212	B	\$ 34,244		\$ 121,600	01/22/2013	01/22/2013	01/21/2016	Mountain Medical Technology	G/S	Mountain Medical Washer/Disinfector Maintenance Service	Technical Rep Approves Performance and invoices	Y	
HTH212	B	\$ 39,596		\$ 160,000	09/24/2014	09/24/2014	08/31/2017	Musculoskeletal Transplant Foundation	G/S	MTF Allografts	Technical Rep Approves Performance and invoices	Y	
HTH212	B	\$ 39,342		\$ 65,000	02/20/2014	02/20/2014	02/19/2017	NALCO Company	G/S	Nalco	Technical Rep Approves Performance and invoices	Y	
HTH212	B	\$ 18,876		\$ 25,000	02/20/2015	02/20/2015	02/19/2016	Net Health System Incorporated	G/S		Technical Rep Approves Performance and invoices	Y	
HTH212	B	\$ 3,250	Hourly	\$ 50,000	06/27/2015	06/27/2015	06/26/2016	Novoselsky, MD, Constantin	G/S	C. Novoselsky MD; EMR Power User	Technical Rep Approves Performance and invoices	Y	
HTH212	B	\$ 396,766		\$ 500,000	04/30/2015	04/30/2015	04/29/2017	Nuvasive Inc.	G/S		Technical Rep Approves Performance and invoices	Y	
HTH212	B	\$ 2,443		\$ 200,000	05/29/2012	05/29/2012	05/28/2016	Oasis Environmental Group	G/S	Oasis Environment	Technical Rep Approves Performance and invoices	Y	
HTH212	B	\$ 32,048		\$ 50,000	08/28/2014	08/28/2014	08/27/2016	Oceanic Time Warner Cable LLC	G/S	Television Service / Internet Services	Technical Rep Approves Performance and invoices	Y	
HTH212	B	\$ 58,552		\$ 250,000	01/20/2015	01/20/2015	01/19/2016	Olympus America Inc	G/S		Technical Rep Approves Performance and invoices	Y	
HTH212	B	\$ 276,010	Monthly	\$ 1,440,000	07/01/2006	07/01/2006	01/31/2016	One Main Plaza	G/S	One Main Plaza - Office Space Lease	Technical Rep Approves Performance and invoices	Y	
HTH212	B	\$ 4,080		\$ 20,000	12/17/2012	12/17/2012	12/16/2015	Osterneck, Jan	G/S	Classes	Technical Rep Approves Performance and invoices	Y	
HTH212	B	\$ 46,938		\$ 100,000	10/14/2014	10/14/2014	10/13/2016	Oticon Medical	G/S		Technical Rep Approves Performance and invoices	Y	
HTH212	B	\$ 37,238		\$ -	08/06/2015	08/06/2015	08/05/2016	Pacific Health Ministry	G/S	Chaplaincy Program	Technical Rep Approves Performance and invoices	Y	
HTH212	B	\$ 57		\$ 400,000	04/16/2012	04/16/2012	04/15/2016	Pacific Sign & Graphics, Inc	G/S	Maui Region - Pacific Sign & Graphics - Signage Services	Technical Rep Approves Performance and invoices	Y	
HTH212	B	\$ 106,480		\$ 300,000	02/11/2015	02/11/2015	02/10/2017	Pacific Test & Balance, LLC.	G/S	Pacific Test and Balance	Technical Rep Approves Performance and invoices	Y	
HTH212	B	\$ 13,632	Hourly	\$ 200,000	05/09/2014	05/09/2014	05/08/2016	Pan Pacific Pathologist Inc	G/S	Pan Pacific Pathologists	Technical Rep Approves Performance and invoices	Y	
HTH212	B	\$ 4,096		\$ 4,500	04/21/2015	04/21/2015	04/20/2016	PESI, LLC	G/S	OB Trainer	Technical Rep Approves Performance and invoices	Y	
HTH212	B	\$ 92,355		\$ 150,000	12/26/2014	12/26/2014	12/25/2017	Philips Healthcare	G/S	OB Trace View EMR	Technical Rep Approves Performance and invoices	Y	

Department of Health – Hawaii Health Systems Corporation

Table 20

Program ID	Frequency		(M/A/O)	Max Value	Outstanding Balance	Term Of Contract			Organization	Category E/L/P/C/G/S	Description	Explanation of How Contract is Monitored	POS Y/N
	MOF	Annual Amount				Date Executed	From	To					
HTH212	B	\$ 100,090		\$ 1,600,000		04/01/2015	04/01/2015	03/31/2021	Philips Healthcare	G/S	Maintenance Agreement	Technical Rep Approves Performance and invoices	Y
HTH212	B	\$ 24,336		\$ 300,000		05/06/2011	05/06/2011	05/05/2016	Philips Medical Systems North America Company	G/S	Philips - TEE Ultrasound System	Technical Rep Approves Performance and invoices	Y
HTH212	B	\$ 21,618		\$ 65,000		12/18/2008	12/18/2008	12/17/2016	Physio-Control, Inc.	G/S	Physio-Control - STEMI Management Solutions	Technical Rep Approves Performance and invoices	Y
HTH212	B	\$ 1,020		\$ 10,000		10/21/2011	10/21/2011	10/20/2016	Pitney Bowes	G/S	LCH - Pitney Bowes - Mail System	Technical Rep Approves Performance and invoices	Y
HTH212	B	\$ 2,698		\$ 25,000		06/01/2012	06/01/2012	05/31/2017	Pitney Bowes	G/S	Pitney Bowes	Technical Rep Approves Performance and invoices	Y
HTH212	B	\$ 6,487		\$ 35,000		12/11/2012	12/11/2012	12/10/2016	Pitney Bowes	G/S	Pitney Bowes	Technical Rep Approves Performance and invoices	Y
HTH212	B	\$ 5,800		\$ 15,000		10/01/2014	10/01/2014	09/30/2016	Press Ganey Associates, Inc.	G/S	Nursing Data Base Membership	Technical Rep Approves Performance and invoices	Y
HTH212	B	\$ 2,324		\$ 50,000		05/27/2015	05/27/2015	05/26/2016	Pural Water Specialty Co., Inc.	G/S	Cleaning Backflow of waterlines	Technical Rep Approves Performance and invoices	Y
HTH212	B	\$ 12,500		\$ 25,000		09/01/2015	09/01/2015	08/31/2016	Pu'ulu Lapa'au	G/S		Technical Rep Approves Performance and invoices	Y
HTH212	B	\$ 2,681		\$ 400,000		04/26/2013	04/26/2013	04/25/2017	PWC The People Who Clean	G/S	Cleaning Services - Wili Pa & Maui Lani Building 3	Technical Rep Approves Performance and invoices	Y
HTH212	B	\$ 350	Fee Schedule	\$ -		09/01/2015	09/01/2015	08/31/2016	Queen's Medical Center, The	G/S		Technical Rep Approves Performance and invoices	Y
HTH212	B	\$ 20,666		\$ 300,000		05/23/2012	05/23/2012	05/22/2017	Quest Medical, Inc.	G/S	Quest Rental	Technical Rep Approves Performance and invoices	Y
HTH212	B	\$ 115,359	Hourly	\$ 300,000		12/12/2014	12/12/2014	12/11/2016	R and L Nephrology LLC	G/S	Nephrology	Technical Rep Approves Performance and invoices	Y
HTH212	B	\$ 980		\$ 15,000		08/13/2015	08/13/2015	08/12/2016	Radiation Detection Co.	G/S		Technical Rep Approves Performance and invoices	Y
HTH212	B	\$ 3,948		\$ 500,000		06/05/2015	06/05/2015	06/04/2017	Roberto's Group, Inc.	G/S	Dialysis Products	Technical Rep Approves Performance and invoices	Y
HTH212	B	\$ 262,000	Hourly	\$ 1,500,000		04/04/2015	04/04/2015	04/03/2016	Rogers, Thomas M.D.	G/S		Technical Rep Approves Performance and invoices	Y
HTH212	B	\$ 13,000		\$ 60,000		04/16/2015	04/16/2015	04/15/2016	Roy Matsuyama MD	G/S		Technical Rep Approves Performance and invoices	Y
HTH212	B	\$ 5,440		\$ 150,000		01/15/2014	01/15/2014	01/14/2016	Sae Design	G/S	Sae Design	Technical Rep Approves Performance and invoices	Y
HTH212	B	\$ 50,761		\$ 100,000		12/19/2011	12/19/2011	12/18/2015	Schindler Elevator Corp	G/S	Schindler Elevator Corp - Preventive Maintenance for MMMC Elevators	Technical Rep Approves Performance and invoices	Y
HTH212	B	\$ 13,970		\$ 76,500		09/13/2013	09/13/2013	09/12/2018	Siemens Medical Solutions USA Inc	G/S	Siemens Arcadis Avantic Maintenance	Technical Rep Approves Performance and invoices	Y
HTH212	B	\$ 47,008		\$ 50,000		08/28/2015	08/28/2015	08/27/2020	Siemens Medical Solutions USA Inc	G/S		Technical Rep Approves Performance and invoices	Y
HTH212	B	\$ 51,864		\$ 690,000		06/28/2011	06/28/2011	06/27/2016	Siemens Medical Solutions USA Inc	G/S	Siemens Ultrasound Machines	Technical Rep Approves Performance and invoices	Y
HTH212	B	\$ 110,800		\$ 580,195		11/01/2011	11/01/2011	10/31/2016	Siemens Medical Solutions USA Inc	G/S	Siemens Maintenance Axiome Biplane	Technical Rep Approves Performance and invoices	Y
HTH212	B	\$ 118,553		\$ 651,000		03/15/2011	03/15/2011	03/14/2016	Siemens Medical Solutions USA Inc	G/S	Siemens - Service Contract - 3 E-cams and E-soft Server	Technical Rep Approves Performance and invoices	Y
HTH212	B	\$ 118,553		\$ 800,000		06/20/2012	06/20/2012	06/19/2017	Siemens Medical Solutions USA Inc	G/S	Siemens Dual Head Single Camera	Technical Rep Approves Performance and invoices	Y
HTH212	B	\$ 1,804		\$ 60,000		01/20/2015	01/20/2015	01/19/2016	Simplex Grinnell	G/S		Technical Rep Approves Performance and invoices	Y
HTH212	B	\$ 106,593		\$ 250,000		11/15/2014	11/15/2014	11/14/2016	Simplex Grinnell	G/S	Various Support and Service Contract	Technical Rep Approves Performance and invoices	Y
HTH212	B	\$ 240,493		\$ 650,000		08/25/2014	08/25/2014	08/24/2016	Smith & Nephew Endoscopy	G/S	Smith & Nephew	Technical Rep Approves Performance and invoices	Y
HTH212	B	\$ 4,950		\$ 5,500		03/01/2015	03/01/2015	02/29/2016	Solheim Enterprises	G/S	Trauma Confrence	Technical Rep Approves Performance and invoices	Y

Department of Health – Hawaii Health Systems Corporation

Table 20

Program ID	Frequency		(M/A/O)	Max Value	Outstanding Balance	Term Of Contract			Organization	Category E/L/P/C/G/S	Description	Explanation of How Contract is Monitored	POS Y/N
	MOF	Annual Amount				Date Executed	From	To					
HTH212	B	\$ 58,490	Hourly	\$ 1,000,000		01/15/2014	01/15/2014	12/14/2016	Soma, Charles	G/S	Charles Soma MD Call	Technical Rep Approves Performance and invoices	Y
HTH212	B	\$ 20,899		\$ 25,000		08/05/2015	08/05/2015	08/04/2020	Sonosite	G/S	Paid by Foundation	Technical Rep Approves Performance and invoices	Y
HTH212	B	\$ 6,802		\$ 104,000		03/01/2013	03/01/2013	02/28/2016	Sorin Group USA, Inc.	G/S	Sorin Group Maintenance	Technical Rep Approves Performance and invoices	Y
HTH212	B	\$ 1,348		\$ 50,000		12/02/2013	12/02/2013	12/01/2016	Sprint Communications Company, L.P.	G/S	Long Distance Services	Technical Rep Approves Performance and invoices	Y
HTH212	B	\$ 56,845		\$ 300,000		04/29/2014	04/29/2014	04/28/2016	SSFM International Inc	G/S	SSFM MRI-CT	Technical Rep Approves Performance and invoices	Y
HTH212	B	\$ 5,304		\$ 25,000		08/27/2015	08/27/2015	08/26/2016	Star Credentialing LLC	G/S		Technical Rep Approves Performance and invoices	Y
HTH212	B	\$ 2,619		\$ 50,000		10/05/2015	10/05/2015	10/04/2016	Stark, James	G/S		Technical Rep Approves Performance and invoices	Y
HTH212	B	\$ 17,950		\$ 16,000		12/11/2014	12/11/2014	12/10/2015	Starr & Company	G/S	Kula Boiler Repair	Technical Rep Approves Performance and invoices	Y
HTH212	B	\$ 21,244		\$ 200,000		08/22/2014	08/22/2014	08/21/2016	Starr & Company	G/S	Boiler Inspection and PM	Technical Rep Approves Performance and invoices	Y
HTH212	B	\$ 3,000		\$ 4,000		05/01/2015	05/01/2015	04/30/2016	Status Solutions LLC	G/S		Technical Rep Approves Performance and invoices	Y
HTH212	B	\$ 58,929		\$ 400,000		11/05/2014	11/05/2014	09/30/2016	Steris Corporation	G/S	Preventive Maintenance	Technical Rep Approves Performance and invoices	Y
HTH212	B	\$ 562,748	Monthly	\$ 950,000		01/01/2015	01/01/2015	12/31/2016	Straub Clinic & Hospital Inc	G/S	Lanai Coverage Services w/Straub Hospital	Technical Rep Approves Performance and invoices	Y
HTH212	B	\$ 318,445		\$ 404,000		08/14/2014	08/14/2014	08/13/2016	Stryker Sales Corporation	G/S		Technical Rep Approves Performance and invoices	Y
HTH212	B	\$ 5,200		\$ 60,000		03/23/2015	03/23/2015	03/22/2016	Surgical Solutions Hawaii LLC	G/S	OR Products & Technical Support	Technical Rep Approves Performance and invoices	Y
HTH212	B	\$ 8,500		\$ 50,000		04/30/2015	04/30/2015	04/29/2018	Swank Healthcare	G/S	On Line Education	Technical Rep Approves Performance and invoices	Y
HTH212	B	\$ 2,620		\$ 150,000		02/23/2015	02/23/2015	02/22/2018	Swisslog Healthcare Solutions, Swisslog Healthcare Solutions	G/S		Technical Rep Approves Performance and invoices	Y
HTH212	B	\$ 242,052		\$ 1,500,000		10/09/2014	10/09/2014	10/08/2016	Synthes	G/S	OR Trauma Products	Technical Rep Approves Performance and invoices	Y
HTH212	B	\$ 3,125		\$ 5,000		02/03/2015	02/03/2015	02/02/2016	Takemoto, MD, Christy	G/S		Technical Rep Approves Performance and invoices	Y
HTH212	B	\$ 18,700	Hourly	\$ 96,000		07/15/2014	07/15/2014	07/14/2016	Takemoto, MD, Christy	G/S	OBGYN Call	Technical Rep Approves Performance and invoices	Y
HTH212	B	\$ 181,361	Hourly	\$ 400,000		02/19/2014	02/19/2014	02/18/2016	Tantisira, M.D., Jivin	G/S	Aloha Eye Clinic Jivan Tantisira	Technical Rep Approves Performance and invoices	Y
HTH212	B	\$ 33,750	Hourly	\$ 75,000		05/01/2015	05/01/2015	04/30/2016	Tasaki, M.D., Mitchell	G/S		Technical Rep Approves Performance and invoices	Y
HTH212	B	\$ 48,633		\$ 500,000		03/01/2012	03/01/2012	02/28/2016	Team Praxis LLC	G/S	Billing Software	Technical Rep Approves Performance and invoices	Y
HTH212	B	\$ 42,325		\$ 500,000		02/21/2014	02/21/2014	02/20/2019	Terumo Cardiovascular Inc.	G/S	Terumo Equipment Loan Agreement	Technical Rep Approves Performance and invoices	Y
HTH212	B	\$ 619,500	Other	\$ 1,450,000		10/16/2014	10/16/2014	10/15/2016	The Anesthesia Medical Group, Inc. , dba TAMGI	G/S	Anesthesia Services for OBGYN	Technical Rep Approves Performance and invoices	Y
HTH212	B	\$ 18,495		\$ 101,000		09/28/2012	09/28/2012	09/27/2016	The Joint Commission	G/S	The Joint Commission	Technical Rep Approves Performance and invoices	Y
HTH212	B	\$ 5,450		\$ 30,000		02/03/2010	02/03/2010	12/31/2016	The Society of Thoracic Surgeons	G/S	The Society of Thoracic Surgeons - National Database Participation and Annual Dues	Technical Rep Approves Performance and invoices	Y
HTH212	B	\$ 1,707		\$ 3,000		03/05/2015	03/05/2015	06/06/2016	Thomason, Carol	G/S	OB Training	Technical Rep Approves Performance and invoices	Y
HTH212	B	\$ 132,068		\$ 863,117		02/07/2013	02/07/2013	02/01/2018	Toshiba America Medical Systems	G/S	Toshiba CT scanner maintenance	Technical Rep Approves Performance and invoices	Y
HTH212	B	\$ 523,763		\$ 4,000,000		05/12/2012	05/12/2012	05/11/2016	True North AR, LLC.	G/S	Maui Region - EOS (True North) - Debt Collection Services	Technical Rep Approves Performance and invoices	Y



Department of Health – Hawaii Health Systems Corporation

Table 20

Program ID	Frequency		(M/A/O)	Max Value	Outstanding Balance	Term Of Contract			Organization	Category E/L/P/C/G/S	Description	Explanation of How Contract is Monitored	POS Y/N
	MOF	Annual Amount				Date Executed	From	To					
HTH212	B	\$ 4,761		\$ 100,000		08/15/2013	08/15/2013	08/14/2016	Unique Pharmaceuticals Ltd (UPI)	G/S	UPI Compounding Services	Technical Rep Approves Performance and invoices	Y
HTH212	B	\$ 10,535		\$ 150,000		12/17/2012	12/17/2012	12/23/2016	United Auto Parts (NAPA)	G/S	Auto/Shop Materials and Supplies	Technical Rep Approves Performance and invoices	Y
HTH212	B	\$ 9,501		\$ 20,000		07/02/2014	07/02/2014	07/01/2016	United States Endoscopy Group, Inc.	G/S	OR Supplies	Technical Rep Approves Performance and invoices	Y
HTH212	B	\$ 58,499		\$ 60,000		06/10/2015	06/10/2015	06/09/2017	University of Hawaii	G/S	Trauma Physician Services	Technical Rep Approves Performance and invoices	Y
HTH212	B	\$ 17,964		\$ 20,000		05/01/2015	05/01/2015	04/30/2016	UpToDate	G/S	On Line Library	Technical Rep Approves Performance and invoices	Y
HTH212	B	\$ 5,242		\$ 20,000		10/01/2014	10/01/2014	09/30/2016	UreSil, LLC	G/S	OR Products	Technical Rep Approves Performance and invoices	Y
HTH212	B	\$ 12,917		\$ 500,000		08/15/2012	08/15/2012	08/14/2017	USA Mobility	G/S	USA Mobility Wireless	Technical Rep Approves Performance and invoices	Y
HTH212	B	\$ 53,565		\$ 300,000		05/17/2013	05/17/2013	05/16/2016	Vascular Solutions, Inc.	G/S	Vascular Solutions Catheters	Technical Rep Approves Performance and invoices	Y
HTH212	B	\$ 92,805		\$ 750,000		08/10/2010	08/10/2010	08/09/2017	Volcano Corp	G/S	Volcano Corp - Intravascular Ultrasound Machine and supplies (catheters)	Technical Rep Approves Performance and invoices	Y
HTH212	B	\$ 5,809	Hourly	\$ 150,000		10/17/2015	10/17/2015	10/16/2016	Williams, D.O., Elaine Marie	G/S	Call Contract	Technical Rep Approves Performance and invoices	Y
HTH212	B	\$ 74,093		\$ 300,000		07/01/2015	07/01/2015	06/30/2020	Wolters Kluwer Health	G/S		Technical Rep Approves Performance and invoices	Y
HTH212	B	\$ 46,337		\$ 250,000		01/07/2014	01/07/2014	01/06/2016	Wright Medical Technology, Inc.	G/S	Wright Medical OR Products	Technical Rep Approves Performance and invoices	Y
HTH212	B	\$ 3,451		\$ 500,000		12/07/2011	12/07/2011	12/06/2015	Zimmer Xcel Medical	G/S	Zimmer XCEL Medical - Product Price Agreement	Technical Rep Approves Performance and invoices	Y
HTH212	B	\$ 577,749	Monthly	\$ 900,000	322,251	06/01/2011	06/01/2011	05/26/2016	Pan Pacific Pathologist Inc	S	Pathologist Svcs	Technical Rep Approves Performance and invoices	Y
HTH212	B	\$ 10		\$ 10	-	07/01/2009	07/01/2009	06/30/2019	Kauai Police Activities League	L	Lease Agreement	Technical Rep Approves Performance and invoices	
HTH212	B	\$ 243,610	Monthly	\$ 304,512	60,902	05/17/2011	05/17/2011	05/16/2016	Hoola Lahui Hawaii	L	FQHC lease agreement	Technical Rep Approves Performance and invoices	
HTH212	B	\$ 303,913	Monthly	\$ 379,891	75,978	10/01/2011	10/01/2011	09/30/2016	Hoola Lahui Hawaii	L	Lease Agreement	Technical Rep Approves Performance and invoices	
HTH212	B	\$ 421,360		\$ 421,360	-	01/04/2012	01/04/2012	01/03/2016	Hawaii Pacific X-Ray Corporation	S	MRI/Mammo PM	Technical Rep Approves Performance and invoices	Y
HTH212	B	\$ 12,306		\$ 18,720	6,414	03/12/2012	03/12/2012	02/11/2017	Kone Inc., dba Montgomery Kone	S		Technical Rep Approves Performance and invoices	Y
HTH212	B	\$ 125,122		\$ 270,000	144,878	04/03/2012	04/03/2012	04/02/2017	Philips Medical Systems North America Company	S	Finance Agreement - IU22	Technical Rep Approves Performance and invoices	Y
HTH212	B	\$ 394,067		\$ 540,000	145,933	07/24/2015	07/24/2015	07/23/2016	Healthcare Coding Consultants of Hawaii LLC	S	To extend the coding agreement for one year.	Technical Rep Approves Performance and invoices	Y
HTH212	B	\$ 282,203		\$ 282,203	-	08/16/2012	08/16/2012	08/15/2017	Fujifilm Medical Systems, USA	S	Purchase of Fuji PACS	Technical Rep Approves Performance and invoices	Y
HTH212	B	\$ 27,000		\$ 27,000	-	12/03/2012	12/03/2012	12/02/2015	Holden Hospital Supply	S	PM Services	Technical Rep Approves Performance and invoices	Y
HTH212	B	\$ 28,526		\$ 28,957	431	05/01/2013	05/01/2013	04/30/2016	EOH Enterprises LLC dba Envision Network Solution	S	Phone support services	Technical Rep Approves Performance and invoices	Y
HTH212	B	\$ 205,560		\$ 308,340	102,780	08/13/2013	08/13/2013	08/12/2016	Sodexo	S	Biomedical PM and Management of Equipment Services	Technical Rep Approves Performance and invoices	Y
HTH212	B	\$ 34,568		\$ 100,000	65,432	11/01/2013	11/01/2013	10/31/2018	Xerox Corporation	L	Copier lease agreement	Technical Rep Approves Performance and invoices	
HTH212	B	\$ 4,590		\$ 100,000	95,410	11/01/2013	11/01/2013	10/31/2018	Xerox Corporation	E	Copiers	Technical Rep Approves Performance and invoices	
HTH212	B	\$ 19,803	Hourly	\$ 200,000	180,197	12/04/2013	12/04/2013	12/03/2016	Arrington, Paul M.D.	L	Locum Tenen Agreement	Technical Rep Approves Performance and invoices	
HTH212	B	\$ 3,672		\$ 5,508	1,836	05/01/2015	05/01/2015	03/31/2016	Clinical Laboratories of Hawaii LLP	E	To renew the rental agreement for one year. Current lease will expire on 4/30/15. Thanks.	Technical Rep Approves Performance and invoices	

Department of Health – Hawaii Health Systems Corporation

Table 20

Program ID	Frequency		(M/A/O)	Max Value	Outstanding Balance	Term Of Contract			Organization	Category E/L/P/C/G/S	Description	Explanation of How Contract is Monitored	POS Y/N
	MOF	Annual Amount				Date Executed	From	To					
HTH212	B	\$ 784	Monthly	\$ 1,569	-	06/20/2015	06/20/2015	06/19/2016	Guertler, Lee M.D.	L	Rental Agreement	Technical Rep Approves Performance and invoices	
HTH212	B	\$ 67,332		\$ 142,586	75,253	08/01/2014	08/01/2014	07/31/2017	Steris Corporation	S	Service maintenance agreement for (3) years.	Technical Rep Approves Performance and invoices	Y
HTH212	B	\$ 1,562,856	Monthly	\$ 4,688,568	3,125,712	11/15/2014	11/15/2014	11/14/2017	Hawaii Emergency Physicians Associated Inc	S	ED Physician Services	Technical Rep Approves Performance and invoices	Y
HTH212	B	\$ 23,233		\$ 63,143	39,910	11/01/2014	11/01/2014	10/31/2017	Healthstream, Inc.	S	Educational software Agreement	Technical Rep Approves Performance and invoices	Y
HTH212	B	\$ 11,582		\$ 11,582	0	01/01/2015	01/01/2015	12/31/2015	Sysmex America Inc.	S	Service Agreement for Hematology Analyzer and analyzer with Autoloader	Technical Rep Approves Performance and invoices	Y
HTH212	B	\$ 2,632		\$ 5,000	2,368	01/07/2015	01/07/2015	01/07/2016	Kurasaki, Ronald	S	Contractor will provide assistance with Capital Improvement Projects for the Region.	Technical Rep Approves Performance and invoices	Y
HTH212	B	\$ 3,234		\$ 50,000	46,766	02/12/2015	02/12/2015	02/12/2016	PharMedium Services LLC	S	Compound Admixture goods	Technical Rep Approves Performance and invoices	Y
HTH212	B	\$ 420,750	Monthly	\$ 561,000	140,250	03/20/2015	03/20/2015	03/19/2016	North Star Imaging LLC	S	Radiologist Services	Technical Rep Approves Performance and invoices	Y
HTH212	B	\$ 10,460		\$ 10,460	-	02/04/2015	02/04/2015	02/03/2016	Ortho Clinical Diagnostics, Inc.	S	Service Agreement for Vitros 250	Technical Rep Approves Performance and invoices	Y
HTH212	B	\$ 20,306		\$ 20,306	-	01/17/2015	01/17/2015	01/16/2016	Toshiba America Medical Systems	S	Service Agreement for Kalare R/F system	Technical Rep Approves Performance and invoices	Y
HTH212	B	\$ 66,040		\$ 88,053	22,013	10/28/2015	10/28/2015	10/27/2020	Alcon Laboratories Inc	S	Alson equipment financing agreement	Technical Rep Approves Performance and invoices	Y
HTH212	B	\$ 803	Monthly	\$ 1,557	754	04/01/2015	04/01/2015	03/31/2016	Kauai Medical Clinic	L	Specialty lease agreement in the MOB.	Technical Rep Approves Performance and invoices	
HTH212	B	\$ 3,712	Monthly	\$ 8,300	4,588	05/01/2015	05/01/2015	04/30/2016	Quade, Ronald B., D.D.S.	S	Contractor to provide dental services to our LTC residents.	Technical Rep Approves Performance and invoices	Y
HTH212	B	\$ 2,755		\$ 4,539	1,784	05/13/2015	05/13/2015	05/12/2016	Siemens Healthcare Diagnostics ,Inc.	S	Service Agreement for Stratus CS.	Technical Rep Approves Performance and invoices	Y
HTH212	B	\$ 66,230		\$ 113,537	47,307	05/15/2015	05/15/2015	05/15/2016	Toshiba America Medical Systems	S	Service Agreement and Upgrade for Aquilion CT Scanner.	Technical Rep Approves Performance and invoices	Y
HTH212	B	\$ 3,030		\$ 36,360	33,330	02/19/2015	02/19/2015	02/18/2020	Siemens Healthcare Diagnostics ,Inc.	S	Rental and maintenance agreement for the new CA-620 Analyzer.	Technical Rep Approves Performance and invoices	Y
HTH212	B	\$ 13,000		\$ 90,000	77,000	05/01/2015	05/01/2015	04/30/2020	Gas Company	S	Contractor to provide LPG (propane) to KVMH/SMMH.	Technical Rep Approves Performance and invoices	Y
HTH212	B	\$ 302,764		\$ 950,000	647,236	05/01/2015	05/01/2015	04/30/2016	Up To Date Cleaners Kauai, Inc.	S	Laundry Services	Technical Rep Approves Performance and invoices	Y
HTH212	B	\$ 15,137		\$ 20,000	4,863	07/15/2015	07/15/2015	07/14/2016	HealthTech Management Services, Inc.	S	Consulting Services for healthcare practitioner compensation models.	Technical Rep Approves Performance and invoices	Y
HTH212	B	\$ 214,896		\$ 400,000	185,104	07/28/2015	07/28/2015	07/27/2016	HSS, Inc.	S	Security Officer Services for the Kauai Region.	Technical Rep Approves Performance and invoices	Y
HTH212	B	\$ 750		\$ 750	-	10/28/2015	10/28/2015	12/31/2015	American College of Radiology	S	Participation in the ACR's National Radiology Data Registry.	Technical Rep Approves Performance and invoices	Y
HTH212	B	\$ 129,500	Monthly	\$ 1,036,000	906,500	11/15/2015	11/15/2015	11/14/2016	West Kauai Anesthesia, LLC	S	Anesthesiologist Svcs	Technical Rep Approves Performance and invoices	Y
HTH212	B	\$ 26,200	M	\$ 450,000	32,450	12/22/13	12/14/2010	12/31/2015	Garon, Steven M.D.	S	Physician On call Services - S. Garon-Anesthesia	Technical Rep Approves Performance and invoices	Y
HTH212	B	\$ 89,734	A	\$ 713,487	155,792	01/15/2011	01/15/2011	01/14/2016	Hill-Rom	G/S	Bed & Stretcher Maintenance - HHH	Technical Rep Approves Performance and invoices	Y
HTH212	B	\$ 2,500		\$ 70,000	32,500	09/14/2013	09/14/2013	09/14/2016	Pu'ulu Lapa'au	S	Physician Impairment Monitoring	Technical Rep Approves Performance and invoices	Y
HTH212	B	\$ 2,201,937	Other	\$ 13,889,000	1,552,803	06/27/12	10/01/2008	06/30/2016	Quantum Plus Inc	S	Hospitalist Program	Technical Rep Approves Performance and invoices	Y
HTH212	B	\$ 426,334		\$ 4,850,000	138,589	07/08/2009	07/08/2009	07/07/2019	Medical Information Technology Inc.	G/S	East Hawaii Region EMR - Pharmacy Robot	Technical Rep Approves Performance and invoices	Y
HTH212	B	\$ 111,569		\$ 695,648	310,774	01/01/2009	01/01/2009	12/31/2020	Varian Medical Systems	S	Service agreement for Eclipse	Technical Rep Approves Performance and invoices	Y
HTH212	B	\$ 42,625		\$ 200,000	4,518	06/03/2009	06/03/2009	06/02/2016	Hawaii Bio-Waste System Inc	S	Medical Waste Disposal	Technical Rep Approves Performance and invoices	Y

Department of Health – Hawaii Health Systems Corporation

Table 20

Program ID	Frequency		(M/A/O)	Max Value	Outstanding Balance	Term Of Contract			Organization	Category E/L/P/C/G/S	Description	Explanation of How Contract is Monitored	POS Y/N
	MOF	Annual Amount				Date Executed	From	To					
HTH212	B	\$ 76,000	M	\$ 550,000	100,000	09/03/13	09/17/2009	09/16/2016	Lee MD, Raymond	S	Vascular On-Call Services	Technical Rep Approves Performance and invoices	Y
HTH212	B	\$ 85,105		\$ 402,801	113,241	10/26/2009	10/26/2009	02/23/2020	3M Health Information Systems	S	Coding Grouper/Scrubber for EMR Integration	Technical Rep Approves Performance and invoices	Y
HTH212	B	\$ 4,337		\$ 35,000	14,627	09/01/2009	09/01/2009	08/31/2018	SpecialtyCare Cardiovascular Resources, Inc	S	Extracorporeal Services (Cell Saver)	Technical Rep Approves Performance and invoices	Y
HTH212	B	\$ 161,052	M	\$ 1,115,000	148,274	08/19/13	09/29/2009	09/29/2016	Lee, Curtis W., M.D.	S	Nephrology Physician Services	Technical Rep Approves Performance and invoices	Y
HTH212	B	\$ 14,447		\$ 131,000	-	08/01/2010	08/01/2010	07/31/2016	MedAssets Net Revenue Systems, LLC	S	Charge Master Services	Technical Rep Approves Performance and invoices	Y
HTH212	B	\$ 264,327		\$ 412,666	84,817	09/10/2010	09/10/2010	09/10/2020	Kronos Incorporated	S	KRONOS Support/Subscription Revision	Technical Rep Approves Performance and invoices	Y
HTH212	B	\$ 21,640		\$ 195,553	54,805	10/15/2009	10/15/2009	10/14/2018	First Databank	S	Pharmacy System & Modules for EMR System	Technical Rep Approves Performance and invoices	Y
HTH212	B	\$ 54,475		\$ 543,000	182,449	02/08/2010	02/08/2010	01/01/2016	MEDISOLV, Inc.	S	EHR - Software for EMR System	Technical Rep Approves Performance and invoices	Y
HTH212	B	\$ 53,550		\$ 617,750	256,450	12/14/2009	12/14/2009	12/14/2019	Zynx Health, Inc.	S	Evidence-based Clinical Decision Support for EMR	Technical Rep Approves Performance and invoices	Y
HTH212	B	\$ 11,389		\$ 138,000	130,308	03/01/2013	03/01/2013	02/28/2018	Otis Elevator Company	G/S	5 Yr Maint Agmt - Elevator	Technical Rep Approves Performance and invoices	Y
HTH212	B	\$ 59,800	M	\$ 390,000	108,700	11/12/13	09/01/2010	12/31/2015	Soong MD, Julie	S	Physician On Call Services Anesthesiology	Technical Rep Approves Performance and invoices	Y
HTH212	B	\$ 57,700	M	\$ 450,000	84,700	11/21/13	01/07/2011	12/31/2016	Lynch MD, Torrey	S	Anesthesiology On Call Physician Services	Technical Rep Approves Performance and invoices	Y
HTH212	B	\$ 103,029		\$ 654,470	-	11/01/2010	11/01/2010	12/31/2015	MDI Solutions Ltd	S	Cloverleaf Interface Engine	Technical Rep Approves Performance and invoices	Y
HTH212	B	\$ 35,500	Other	\$ 250,000	44,500	11/21/13	11/01/2010	12/31/2015	Shikuma, Craig M.D.	S	SNF Long Term Care - Shikuma	Technical Rep Approves Performance and invoices	Y
HTH212	B	\$ 39,500	M	\$ 250,000	49,000	12/15/13	11/01/2010	12/31/2015	Dolan M.D., Lynda M.	S	SNF Long Term Care - Dolan	Technical Rep Approves Performance and invoices	Y
HTH212	B	\$ 42,500	M	\$ 250,000	22,500	11/21/13	11/01/2010	12/31/2015	Belcher, Daniel M.D.	S	SNF Long Term Care - Belcher	Technical Rep Approves Performance and invoices	Y
HTH212	B	\$ 45,000	M	\$ 250,000	19,900	11/25/13	11/01/2010	12/31/2015	Kurohara, Kevin M.D.	S	SNF Long Term Care - Kurohara	Technical Rep Approves Performance and invoices	Y
HTH212	B	\$ 84,100	M	\$ 300,000	45,800	11/11/13	12/17/2010	12/31/2015	ROSENTHAL, SAMUEL, M.D.	S	On Call Physician - Anesthesiology	Technical Rep Approves Performance and invoices	Y
HTH212	B	\$ 68,500	M	\$ 375,000	107,800	12/15/13	10/31/2010	12/31/2015	Gerber, Randall, M.D.	S	Anesthesia ON Call Physician Services	Technical Rep Approves Performance and invoices	Y
HTH212	B	\$ 56,400	M	\$ 405,000	111,500	11/21/13	10/31/2010	12/31/2015	HAMMER, FRANK, M.D.	S	Anesthesia on call Physician Services	Technical Rep Approves Performance and invoices	Y
HTH212	B	\$ 21,274	M	\$ 100,000	12,748	04/01/2011	04/01/2011	12/31/2015	The Call Center of Hawaii	S	After-Hours Answering Service for Outpatient Clinics	Technical Rep Approves Performance and invoices	Y
HTH212	B	\$ 711,918		\$ 6,500,000	2,714,841		12/31/2010	12/30/2015	Hawaii Petroleum, Inc.	G	HMC Bulk Diesel Fuel	Technical Rep Approves Performance and invoices	
HTH212	B	\$ 44,641		\$ 250,000	110,725	02/01/2012	02/01/2012	01/31/2017	Fileminders of Hawaii, LLC dba Access Information Management	S	Document Destruction	Technical Rep Approves Performance and invoices	Y
HTH212	B	\$ 3,663		\$ 100,660	1,831	03/16/2011	03/16/2011	03/14/2016	Care Fusion Solutions, LLC	S	Pyxis Products for Kau's EMR	Technical Rep Approves Performance and invoices	Y
HTH212	B	\$ 88,993		\$ 1,000,000	404,176	05/13/2011	05/13/2011	01/01/2016	Morse Communications, Inc	S	PBX Telephone System for East Hawaii	Technical Rep Approves Performance and invoices	Y
HTH212	B	\$ 63,961		\$ 544,530	103,027	09/01/2011	09/01/2011	08/31/2016	SoftServe, Inc.	S	Custom Software for Payroll - Updates & Maintenance	Technical Rep Approves Performance and invoices	Y
HTH212	B	\$ 928,286		\$ 4,106,800	260,643	10/01/2011	10/01/2011	07/31/2016	Health Systems Informatics, Inc.	S	IT Consulting Services - EMR	Technical Rep Approves Performance and invoices	Y
HTH212	B	\$ 58,700	Other	\$ 300,000	65,200	12/05/13	09/09/2011	12/31/2015	Chaug, D.O., Danny K.	S	On Call Physician Services - Anesthesia	Technical Rep Approves Performance and invoices	Y
HTH212	B	\$ 57,982	M	\$ 500,000	115,099		11/01/2011	10/31/2016	Day-Lum Rentals & Management, Inc.	L	Medical Office Lease - Ortho Clinic	Technical Rep Approves Performance and invoices	

Department of Health – Hawaii Health Systems Corporation

Table 20

Program ID	Frequency		(M/A/O)	Max Value	Outstanding Balance	Term Of Contract			Organization	Category E/L/P/C/G/S	Description	Explanation of How Contract is Monitored	POS Y/N
	MOF	Annual Amount				Date Executed	From	To					
HTH212	B	\$ 78,104		\$ 95,000	53,718	01/01/2012	01/01/2012	12/31/2015	Pacific Waste, Inc.	S	Commercial Waste Removal Services	Technical Rep Approves Performance and invoices	Y
HTH212	B	\$ 8,131		\$ 487,360	358,799	07/30/2012	07/30/2012	07/28/2017	NOVA BioMedical	G/S	Point of Contact - Glucose Testing System	Technical Rep Approves Performance and invoices	Y
HTH212	B	\$ 897,052	M	\$ 3,402,318	516,841	04/01/2012	04/01/2012	03/31/2016	HSS, Inc.	S	East Hawaii Region Security Guard Services	Technical Rep Approves Performance and invoices	Y
HTH212	B	\$ 107,176		\$ 800,000	362,369	07/18/2012	07/18/2012	07/14/2016	Toshiba Business Solutions (USA) Inc	S	EHR Photocopier Services	Technical Rep Approves Performance and invoices	Y
HTH212	B	\$ 12,495		\$ 80,000	23,652	05/23/2012	05/23/2012	05/22/2016	808 Electric & Telecom, LLC	S	Regional PBX Maintenance Agreement	Technical Rep Approves Performance and invoices	Y
HTH212	B	\$ 23,074		\$ 45,000	6,090	05/01/2012	05/01/2012	04/30/2016	Hagerman, AAL, Gary	S	Gary Hagerman Legal Services	Technical Rep Approves Performance and invoices	Y
HTH212	B	\$ 37,995	Hourly	\$ 105,000	10,370	06/12/12	06/13/2012	06/13/2016	Haleakala, MD, Ann Malia	S	HHH Medical Director	Technical Rep Approves Performance and invoices	Y
HTH212	B	\$ 258,286		\$ 853,497	112,028	08/24/2012	08/24/2012	08/23/2016	Carrier Commercial Services	S	East Hawaii Region HVAC Contract	Technical Rep Approves Performance and invoices	Y
HTH212	B	\$ 8,755		\$ 79,000	-	08/21/2012	08/21/2012	08/20/2016	Pacific Waste, Inc.	S	HHH Commercial Refuse Collection	Technical Rep Approves Performance and invoices	Y
HTH212	B	\$ 1,885	Hourly	\$ 640,000	600,724	07/15/2013	07/15/2013	07/14/2016	Nordling, MD, Mary K.	S	Family Medicine Physician Agreement	Technical Rep Approves Performance and invoices	Y
HTH212	B	\$ 125,000	Other	\$ 533,306	283,306	03/08/2013	03/08/2013	08/31/2016	I Ola Lahui, Inc.	S	Clinical Psychology Services for Residency	Technical Rep Approves Performance and invoices	Y
HTH212	B	\$ 188,184		\$ 425,000	111,951	04/22/2013	04/22/2013	04/21/2016	Health Information Resource Group, Inc	S	Coding Assistance for HIM Dept.	Technical Rep Approves Performance and invoices	Y
HTH212	B	\$ 34,277		\$ 710,635	7,192		12/13/2012	12/12/2017	McKesson Pharmacy Systems	G	Replacement of Pharmacy Robot Rx	Technical Rep Approves Performance and invoices	
HTH212	B	\$ 25,900		\$ 230,000	98,900	12/11/2012	12/11/2012	12/10/2018	IMO - Intelligent Medical Objects, Inc.	S	Procedural Terms Index - Interface	Technical Rep Approves Performance and invoices	Y
HTH212	B	\$ 15,624		\$ 65,000	14,132	08/12/2013	08/12/2013	08/12/2016	Clinical Laboratories of Hawaii LLP	S	Clinical Testing Services	Technical Rep Approves Performance and invoices	Y
HTH212	B	\$ 64,059		\$ 299,243	230,197		01/03/2013	01/02/2018	GE Healthcare Financial	L	Lease for Fluoroscopy Equipment	Technical Rep Approves Performance and invoices	
HTH212	B	\$ 25,550	Other	\$ 150,000	75,700	02/24/13	02/25/2013	02/24/2016	RANDALL HIRATA M.D., INC.	S	OB/GYN Call Coverage Back-up for Clinic	Technical Rep Approves Performance and invoices	Y
HTH212	B	\$ 18,250	Other	\$ 150,000	85,000	03/01/2013	03/01/2013	02/28/2016	NAKAMOTO, KAREN, M.D.	S	Physician OB/GYN Clinic Back up Call Coverage	Technical Rep Approves Performance and invoices	Y
HTH212	B	\$ 28,200	Other	\$ 150,000	68,250	03/24/14	02/25/2013	02/24/2016	Bay Clinic, Inc.	S	OB/GYN Clinic Back-up Call Coverage	Technical Rep Approves Performance and invoices	Y
HTH212	B	\$ 28,700	Other	\$ 150,000	72,950	04/29/14	02/25/2013	02/24/2016	Hilo Obstetrics and Gynecology, LLC	S	OB/GYN Clinic Back-up Call Coverage	Technical Rep Approves Performance and invoices	Y
HTH212	B	\$ 15,200	Other	\$ 150,000	83,000	02/24/13	02/13/2013	02/12/2016	Hilo Obstetrics and Gynecology, LLC	S	OB/GYN Call Coverage	Technical Rep Approves Performance and invoices	Y
HTH212	B	\$ 11,067		\$ 35,000	9,940	04/03/2013	04/03/2013	04/02/2016	Patel, Mahendra, MS	S	Radiation Safety Inspection Services	Technical Rep Approves Performance and invoices	Y
HTH212	B	\$ 22,915		\$ 50,000	4,170		12/01/2013	11/30/2018	Kalona Properties, LLC	L	Property Lease for Parking	Technical Rep Approves Performance and invoices	
HTH212	B	\$ 72,991		\$ 675,000	455,253		04/01/2013	03/31/2016	Opu, LLC	L	Medical Office Lease - General Surgery	Technical Rep Approves Performance and invoices	
HTH212	B	\$ 96,558		\$ 296,274	92,004	07/16/2013	07/16/2013	07/15/2016	Access eForms GP, LLP	S	Electronic Forms Solution with E-Signature capabilities	Technical Rep Approves Performance and invoices	Y
HTH212	B	\$ 12,530		\$ 2,000,000	-	06/27/2014	06/27/2014	12/31/2015	Siemens Medical Solutions USA Inc	G/S/C	Design-Build - Turn Key Angiography Suite GE-Healthcare	Technical Rep Approves Performance and invoices	Y
HTH212	B	\$ 64,800	Other	\$ 180,000	68,600	06/05/13	06/06/2013	12/31/2015	Lazaro MD, Stephen C.	S	Physician On-Call Services - Anesthesia	Technical Rep Approves Performance and invoices	Y
HTH212	B	\$ 83,520		\$ 149,728	97,846	10/08/2013	10/08/2013	10/07/2016	Hawaii Health Information Exchange	MOU	Data Sharing Agreement	Technical Rep Approves Performance and invoices	Y
HTH212	B	\$ 56,125		\$ 280,000	116,082	11/01/2013	11/01/2013	04/30/2016	Hill-Rom	G/S	Nurse Call System Support/Service for HMC 04/30/2016 & HHH 10/31/2015	Technical Rep Approves Performance and invoices	Y

Department of Health – Hawaii Health Systems Corporation

Table 20

Program ID	Frequency		(M/A/O)	Max Value	Outstanding Balance	Term Of Contract			Organization	Category E/L/P/C/G/S	Description	Explanation of How Contract is Monitored	POS Y/N
	MOF	Annual Amount				Date Executed	From	To					
HTH212	B	\$ 31,500	Hourly	\$ 36,000	5,150	11/14/13	11/15/2013	11/14/2016	Bochkarev, M.D., Victor	S	Trauma Administrative Consultant Services	Technical Rep Approves Performance and invoices	Y
HTH212	B	\$ 87,200		\$ 150,000	6,950	01/01/2014	01/01/2014	12/31/2015	FREDERICK NITTA M.D., INC	S	OnCall OB-GYN Physician Services	Technical Rep Approves Performance and invoices	Y
HTH212	B	\$ 39,200		\$ 150,000	76,800	01/01/2014	01/01/2014	12/31/2015	RANDALL HIRATA M.D., INC.	S	Physician Services: On-Call OB/GYN	Technical Rep Approves Performance and invoices	Y
HTH212	B	\$ 32,000		\$ 150,000	80,400	01/01/2014	01/01/2014	12/31/2015	NAKAMOTO, KAREN, M.D.	S	Physician Services: On-Call OB/GYN	Technical Rep Approves Performance and invoices	Y
HTH212	B	\$ 329,959		\$ 900,000	455,508	01/30/2014	01/30/2014	01/30/2016	Aloha Medical Physics LLC	S	Physicist & Dosimetry Services	Technical Rep Approves Performance and invoices	Y
HTH212	B	\$ 18,561		\$ 60,000	25,612	01/03/2014	01/03/2014	01/02/2017	Palmer, M.C.E., Harold F.	S	Radiation Safety Officer	Technical Rep Approves Performance and invoices	Y
HTH212	B	\$ 217,987	Other	\$ 1,800,000	985,697	04/25/2014	04/25/2014	04/24/2017	Liberty Dialysis - Hawaii LLC	S	Dialysis Services	Technical Rep Approves Performance and invoices	Y
HTH212	B	\$ 76,000		\$ 380,000	228,000	02/14/2014	02/14/2014	09/30/2018	Varian Medical Systems	S	Maintenance Agreement - Linac	Technical Rep Approves Performance and invoices	Y
HTH212	B	\$ 34,680	Hourly	\$ 150,000	84,550	01/01/2014	01/01/2014	12/31/2016	Ibrahim, MD, Ihab G	S	Back-up Hospitalist Physician Services	Technical Rep Approves Performance and invoices	Y
HTH212	B	\$ 2,500	Other	\$ 100,000	64,167	01/01/2014	01/01/2014	12/31/2015	Katt MD, Kathleen	S	Chief of Staff Services	Technical Rep Approves Performance and invoices	Y
HTH212	B	\$ 374,037	Hourly	\$ 1,200,000	451,527	01/01/2014	01/01/2014	12/31/2016	Steven R. Galper, MD	S	Physician Services Agreement - Psychiatrist/Pain Mgmt	Technical Rep Approves Performance and invoices	Y
HTH212	B	\$ 100,963		\$ 507,146	70,244	12/31/2013	12/31/2013	12/30/2016	Park Place International, LLC	S	Disaster Recovery Cloud Services	Technical Rep Approves Performance and invoices	Y
HTH212	B	\$ 7,500		\$ 20,000	7,500	01/27/14	01/01/2014	12/31/2016	Kannass, Mohammed, M.D.	S	Chief of the Department of Medicine	Technical Rep Approves Performance and invoices	Y
HTH212	B	\$ 10,000		\$ 20,000	5,000	01/01/2014	01/01/2014	12/31/2015	Lynch MD, Torrey	S	Chief of Department of Surgery	Technical Rep Approves Performance and invoices	Y
HTH212	B	\$ 5,000		\$ 20,000	12,500	01/01/2014	01/01/2014	12/31/2015	Cavanaugh, Francis	S	Chair of Quality Management Committee	Technical Rep Approves Performance and invoices	Y
HTH212	B	\$ 1,365		\$ 30,000	25,970	01/15/2014	01/15/2014	01/14/2017	Heintz, Lawrence, Ph.D.	S	Medical Ethics Services	Technical Rep Approves Performance and invoices	Y
HTH212	B	\$ 11,458		\$ 42,000	-	02/01/2014	02/01/2014	01/31/2017	Day-Lum Rentals & Management, Inc.	MOU	Letter of Agreement - Parking Stall Lease	Technical Rep Approves Performance and invoices	Y
HTH212	B	\$ 69,500		\$ 139,000	63,708	06/02/2014	06/02/2014	09/30/2016	Winola Lake Health	S	Jaco SL Carts Maintenance	Technical Rep Approves Performance and invoices	Y
HTH212	B	\$ 186	Costs Only	\$ 60,000	58,485	04/20/14	04/21/2014	04/20/2016	Hawaii Radiologic Associates Ltd	S	Radiology Services-EH, First Aid, WC	Technical Rep Approves Performance and invoices	Y
HTH212	B	\$ 28,800	Hourly	\$ 100,000	54,400	04/16/2014	04/16/2014	06/08/2016	EBESUGAWA, IAN, M.D.	S	OB/GYN On-Call Services	Technical Rep Approves Performance and invoices	Y
HTH212	B	\$ 32,244		\$ 100,000	90,261	07/07/2014	07/07/2014	07/06/2016	Leadership Works, LLC	S	Leadership Development Training & Consulting	Technical Rep Approves Performance and invoices	Y
HTH212	B	\$ 4,850	Hourly	\$ 12,000	-	05/01/2014	05/01/2014	04/30/2016	Matsuura, Peter M.D.	S	Physician Consultants - Trauma Center	Technical Rep Approves Performance and invoices	Y
HTH212	B	\$ 68,400	Other	\$ 326,200	6,984	06/14/2014	06/14/2014	06/13/2016	Lewis, IV, MD, Joseph D.	S	Physician Call Coverage - Emergency Med	Technical Rep Approves Performance and invoices	Y
HTH212	B	\$ 3,125		\$ 120,000	3,125	09/01/2014	09/01/2014	09/30/2016	Kau Express, Inc.	S	Ka'u Hospital Courier Services	Technical Rep Approves Performance and invoices	Y
HTH212	B	\$ 11,331		\$ 100,000	86,496	04/17/2014	04/17/2014	04/16/2017	JCB Laboratories, LLC	G/S	Pharmacy Compounding Agreement - 10 days notice to terminate before 04/16/2017	Technical Rep Approves Performance and invoices	Y
HTH212	B	\$ 30,000	Other	\$ 108,000	78,000	08/04/2014	08/04/2014	08/03/2016	Don T. Matsuura, MD, Inc.	S	EKG Reading	Technical Rep Approves Performance and invoices	Y
HTH212	B	\$ 5,300	Other	\$ 15,000	9,700	09/16/13	08/08/2014	08/07/2016	Scott T. Nakahara, DDS	S	Annual Dental Exams for LTC - HMC	Technical Rep Approves Performance and invoices	Y
HTH212	B	\$ 28,800	Other	\$ 100,000	71,200	08/28/2014	08/28/2014	08/27/2016	Bay Clinic, Inc.	S	OB/GYN Call Coverage - Dr. Eric Helms	Technical Rep Approves Performance and invoices	Y
HTH212	B	\$ 1,200	Other	\$ 2,200,000	2,198,800	09/01/2014	09/01/2014	08/31/2017	Boughanem, M.D., Jay (Jamal)	S	Orthopaedic Surgery Services	Technical Rep Approves Performance and invoices	Y

Department of Health – Hawaii Health Systems Corporation

Table 20

Program ID	Frequency		(M/A/O)	Max Value	Outstanding Balance	Term Of Contract			Organization	Category E/L/P/C/G/S	Description	Explanation of How Contract is Monitored	POS Y/N
	MOF	Annual Amount				Date Executed	From	To					
HTH212	B	\$ 50,599	Other	\$ 210,000	159,401	01/20/2015	01/20/2015	01/20/2018	Craddock, Shallon	S	Dr. Shallon Craddock	Technical Rep Approves Performance and invoices	Y
HTH212	B	\$ 855	Other	\$ 30,000	29,145	10/25/11	10/23/2014	10/22/2017	Hawaii Emergency Physicians Associated Inc	S	Independent Medical Exams - Fit for Duty/Sick Leave	Technical Rep Approves Performance and invoices	Y
HTH212	B	\$ 953	Other	\$ 70,000	69,047	10/24/2014	10/24/2014	10/23/2017	Hawaii Emergency Physicians Associated Inc	S	Worker's Comp Physician Services	Technical Rep Approves Performance and invoices	Y
HTH212	B	\$ 9,129		\$ 70,800	50,693	10/16/2014	10/16/2014	10/15/2017	Island Signal and Sound, Inc.	G/S	Fire Alarm Maintenance and Repair	Technical Rep Approves Performance and invoices	Y
HTH212	B	\$ 4,889		\$ 240,000	235,111	10/01/2014	10/01/2014	09/30/2016	Peskin, Edward G., M.D.	S	Medical Director for East Hawaii Region	Technical Rep Approves Performance and invoices	Y
HTH212	B	\$ 42,526		\$ 525,000	482,474	11/01/2014	11/01/2014	10/31/2016	B.E. Smith Interim Services, Inc.	S	Interim positions for East Hawaii Region	Technical Rep Approves Performance and invoices	Y
HTH212	B	\$ 6,238	Other	\$ 150,000	143,762	05/02/13	10/28/2014	10/27/2016	Hawaii Island Radiation Oncology Ltd	S	Oncology Medical Director Services	Technical Rep Approves Performance and invoices	Y
HTH212	B	\$ 204,484		\$ 350,000	145,516	11/01/2014	11/01/2014	10/31/2016	Health Systems Informatics, Inc.	S	Oncology Nurse - EMR training	Technical Rep Approves Performance and invoices	Y
HTH212	B	\$ 44,899	Hourly	\$ 200,000	155,101	12/29/2014	12/29/2014	12/29/2015	Hawaii Radiologic Associates Ltd	S	Radiology Services	Technical Rep Approves Performance and invoices	Y
HTH212	B	\$ 52,800	Hourly	\$ 975,000	922,200	03/01/2015	03/01/2015	03/01/2016	Matsuura, Peter M.D.	S	Ortho Surgery On-Call Physician Services	Technical Rep Approves Performance and invoices	Y
HTH212	B	\$ 56,903		\$ 232,687	234,000	02/01/2015	02/01/2015	01/31/2019	Philips Medical Systems North America Company	S	Patient care equipment maintenance services	Technical Rep Approves Performance and invoices	Y
HTH212	B	\$ 1,300	Hourly	\$ 180,000	178,700	03/01/2015	03/01/2015	02/28/2016	Bumann, Robert	S	Anesthesia Physician Call Coverage	Technical Rep Approves Performance and invoices	Y
HTH212	B	\$ 933	Other	\$ 225,000	224,067	04/29/12	03/11/2015	03/10/2018	Hawaii Permanente Medical Group, Inc	S	On Call Physician Services - Peds & OB/GYN	Technical Rep Approves Performance and invoices	Y
HTH212	B	\$ 12,500	Other	\$ 200,000	187,500	08/26/12	02/27/2015	02/26/2016	Don T. Matsuura, MD, Inc.	S	Cardiology Physician Call Coverage	Technical Rep Approves Performance and invoices	Y
HTH212	B	\$ 25,619		\$ 275,000	146,905	03/31/2015	03/31/2015	01/31/2016	The Advisory Board Company	S	Program enhancements for CDI	Technical Rep Approves Performance and invoices	Y
HTH212	B	\$ 4,648	Other	\$ 191,000	186,352	06/29/2015	06/29/2015	06/30/2018	Chapple, Will	S	Residency Physician	Technical Rep Approves Performance and invoices	Y
HTH212	B	\$ 3,277	Other	\$ 191,000	187,723	06/29/2015	06/29/2015	06/30/2018	Nguyen, Tuy-Ngoc	S	Residency Physician	Technical Rep Approves Performance and invoices	Y
HTH212	B	\$ 1,604	Other	\$ 191,000	189,396	06/29/2015	06/29/2015	06/30/2018	Rayos, Karen Ann	S	Residency Physician	Technical Rep Approves Performance and invoices	Y
HTH212	B	\$ 134,736	O	\$ 123,930		10/01/2014	10/01/2014	09/30/2016	Steris Corporation	G	Preventative Maintenance for sterilizer, washer and generator.	Technical Rep Approves Performance and invoices	Y
HTH212	B	\$ 92,786	O	\$ 135,000		01/01/2015	01/01/2015	12/31/2015	Cardone Record Services Inc	S	MRView Imaging Software for Kohala Hospital and Kona Community Hospital.	Technical Rep Approves Performance and invoices	Y
HTH212	B	\$ 12,979	O	\$ 7,033		12/01/2014	12/01/2014	05/23/2016	Ohana Environmental Construction Inc	S	Asbestos abatement - Med Surge Nurses Station & Bathroom	Technical Rep Approves Performance and invoices	Y
HTH212	B	\$ 162,274	O	\$ 723,536		12/18/2014	12/18/2014	12/17/2019	Xerox Corporation	S	Replace obsolete, non-functioning copiers, printers, faxes according to inventory developed by IT.	Technical Rep Approves Performance and invoices	Y
HTH212	B	\$ 4,320	O	\$ 50,000		01/11/2015	01/11/2015	01/10/2018	Piramal Critical Care Inc.	G	Anesthetic gases, Vaporizers for the Pharmacy Departmen.	Technical Rep Approves Performance and invoices	Y
HTH212	B	\$ 202,245	O	\$ 300,000		03/09/2015	03/09/2015	02/08/2016	Kaufman Hall	S	Merger & Acquisition Facilitation Services	Technical Rep Approves Performance and invoices	Y
HTH212	B	\$ 19,489	O	\$ 20,000		01/29/2015	01/29/2015	01/28/2016	Huron Consulting Group	S	Huron Consulting will train the new CDI Specialist	Technical Rep Approves Performance and invoices	Y
HTH212	B	\$ 31,547	O	\$ 21,000		04/01/2015	04/01/2015	03/31/2017	Holden Hospital Supply	S	Maintenance Service Agreement for anesthesia equipment.	Technical Rep Approves Performance and invoices	Y
HTH212	B	\$ 48,920	O	\$ 60,000		05/01/2015	05/01/2015	10/31/2016	PharMedium Services LLC	G/S	Pharmacy Compounding Services	Technical Rep Approves Performance and invoices	Y
HTH212	B	\$ 401,898	O	\$ 654,000		05/13/2015	05/13/2015	05/12/2017	Vista Staffing Solutions, Inc.	S	Vista Staffing Solutions	Technical Rep Approves Performance and invoices	Y
HTH212	B	\$ 16,205	O	\$ 15,582		04/28/2015	04/28/2015	04/27/2016	Milliman Care Guidelines LLC	G/S	Utilization Review Guidelines software.	Technical Rep Approves Performance and invoices	Y

Department of Health – Hawaii Health Systems Corporation

Table 20

Program ID	Frequency		(M/A/O)	Max Value	Outstanding Balance	Term Of Contract			Organization	Category E/L/P/C/G /S	Description	Explanation of How Contract is Monitored	POS Y/N
	MOF	Annual Amount				Date Executed	From	To					
HTH212	B	\$ 57,695	O	\$ 187,692	06/08/2015	06/08/2015	06/07/2016	Kronos Incorporated	S	Kronos implementation at KCH	Technical Rep Approves Performance and invoices	Y	
HTH212	B	\$ 22,983	O	\$ 17,630	08/07/2015	08/07/2015	08/06/2016	EOH Enterprises LLC dba Envision Network Solution	S	PBX annual maintenance	Technical Rep Approves Performance and invoices	Y	
HTH212	B	\$ 263	O	\$ 45,131	10/01/2015	10/01/2015	09/30/2020	Hawaii Radiologic Associates Ltd	S	Peer Vue License - Share with HRA	Technical Rep Approves Performance and invoices	Y	
HTH212	B	\$ 662	O	\$ 6,500	09/21/2015	09/21/2015	09/20/2016	Hawthorne Cat	S	Generator preventative maintenance	Technical Rep Approves Performance and invoices	Y	
HTH212	B	\$ 15,924	O	\$ 24,900	08/19/2015	08/19/2015	08/23/2016	Clean Harbors Environmental Services, Inc.	S	Pharmacy and X-Ray Waste	Technical Rep Approves Performance and invoices	Y	
HTH212	B	\$ 260,406	O	\$ 2,786,000	08/01/2015	08/01/2015	07/31/2016	Big Island Electrical Service, LLC	S	Service contract for Varian Clinic Equipment	Technical Rep Approves Performance and invoices	Y	
HTH212	B	\$ 2,505	O	\$ 4,250	07/24/2015	07/24/2015	07/23/2016	Pacific Biodiesel Logistics, LLC	S	Grease trap cleaning and used cooking oil disposal	Technical Rep Approves Performance and invoices	Y	
HTH212	B	\$ 400	O	\$ 110,183	08/01/2015	08/01/2015	07/31/2016	Cardosa Construction Services, Inc.	G/S	OB Flooring rooms 225 224 1, 2, 3, 4	Technical Rep Approves Performance and invoices	Y	
HTH212	B	\$ 62,405	O	\$ 64,500	08/26/2015	08/26/2015	08/25/2017	Kuleana Construction Management Group, LLC	S	Project Manager - Owners' Representative services	Technical Rep Approves Performance and invoices	Y	
HTH212	B	\$ 8,854	O	\$ 25,500	11/16/2015	11/16/2015	11/15/2016	Klimt Architects	G/S	Review current pharmacy drawings, revise as necessary and assist in construction management.	Technical Rep Approves Performance and invoices	Y	
HTH212	B	\$ 42,773	O	\$ 41,062	11/01/2015	11/01/2015	10/31/2016	Wastewater and Pump Specialties of Kona	G/S	Wastewater and Pump Service	Technical Rep Approves Performance and invoices	Y	
HTH212	B	\$ 80,018	O	\$ 130,000	11/01/2015	11/01/2015	10/31/2017	St. Jude Medical S.C. Inc.	G/S	Consignment program for cardiac rhythm management products.	Technical Rep Approves Performance and invoices	Y	
HTH212	B	\$ 391	O	\$ 10,000	11/10/2015	11/10/2015	11/09/2017	Healthcare Coding Consultants of Hawaii LLC	S	Documentation & Coding Review Service	Technical Rep Approves Performance and invoices	Y	
HTH212	B	\$ 124,075	O	\$ 95,000	11/23/2015	11/23/2015	11/22/2016	Hawaii Bio-Waste System Inc	G/S	Chemotherapy and Bio Hazard waste P/U and disposal	Technical Rep Approves Performance and invoices	Y	
HTH212	B	\$ 71,912	O	\$ 66,000	01/01/2016	01/01/2016	12/31/2016	AMO Sales and Service	G/S	Service and maintenance for Abbot Whitestar Phacoemulsification system	Technical Rep Approves Performance and invoices	Y	
HTH212	B	\$ 6,115	O	\$ 35,184	01/01/2016	01/01/2016	12/31/2016	Medivators, Inc.	G	Endoscope Reprocessor	Technical Rep Approves Performance and invoices	Y	
HTH212	B	\$ 8,162	O	\$ 24,063	01/01/2016	01/01/2016	12/31/2016	SoftServe, Inc.	G/S	Kronos integration software to create clean integration	Technical Rep Approves Performance and invoices	Y	

Department of Health - Hawaii Health Systems Corporation  
 FY16 Appropriation Status

Table 21

Act/ Year	ProgID	Seq No.	Description	Comments	MOF	FY16 Appropriation			Amount used as of November 30			Comments
						Temp Pos.	Perm. Pos.	Amount	Temp Pos.	Perm. Pos.	Amount	
Act119/15	HTH212	210001	GOVERNOR'S MESSAGE (2/10/15): ADD FUNDS FOR OPERATIONS SUBSIDY.	LEGISLATURE DOES NOT CONCUR. REDUCE 21,000,000 IN FY17.	A			21,000,000			21,000,000	



Department of Health - Hawaii Health Systems Corporation  
Capital Improvements Program (CIP) Requests

Table 22

<u>Prog ID</u>	<u>Prog ID</u> <u>Priority</u>	<u>Dept- Wide</u> <u>Priority</u>	<u>Senate</u> <u>District</u>	<u>Rep.</u> <u>District</u>	<u>Project Title</u>	<u>MOF</u>	<u>FY17 \$\$\$</u>
HTH 212	1	1	3	5	Kona Community Hospital, Ceiling Mitigation, Phase III and Chilled Water HVAC Units Replacement	C	\$ 3,000,000
HTH 212	2	2	3	5	Kona Community Hospital, Wastewater Treatment Expansion, Phase II	C	\$ 3,500,000

Department of Health - Hawaii Health Systems Corporation  
CIP Lapses

Table 23

<u>Prog ID</u>	<u>Act/Year of Appropriation</u>	<u>Project Title</u>	<u>MOF</u>	<u>Lapse Amount</u> <u>\$\$\$\$</u>	<u>Reason</u>
		None			

Department of Health - Hawaii Health Systems Corporation  
 Division Resources

Table 24

<u>Division</u>	<u>Associated Program IDs</u>						
Hawaii Health Systems Corporation (HHSC)							
HHSC Corporate Office		HTH 210					
HHSC Regions		HTH 212					
Kahuku Hospital		HTH 211					
Alii Community Care		HTH 213					

Department of Health - Hawaii Health Systems Corporation  
Program ID Sub-Organizations

Table 25

<u>Program ID</u>	<u>Sub-Org Code</u>	<u>Name</u>	<u>Objective</u>
N/A			

Department of Health - Hawaii Health Systems Corporation  
Organization Changes

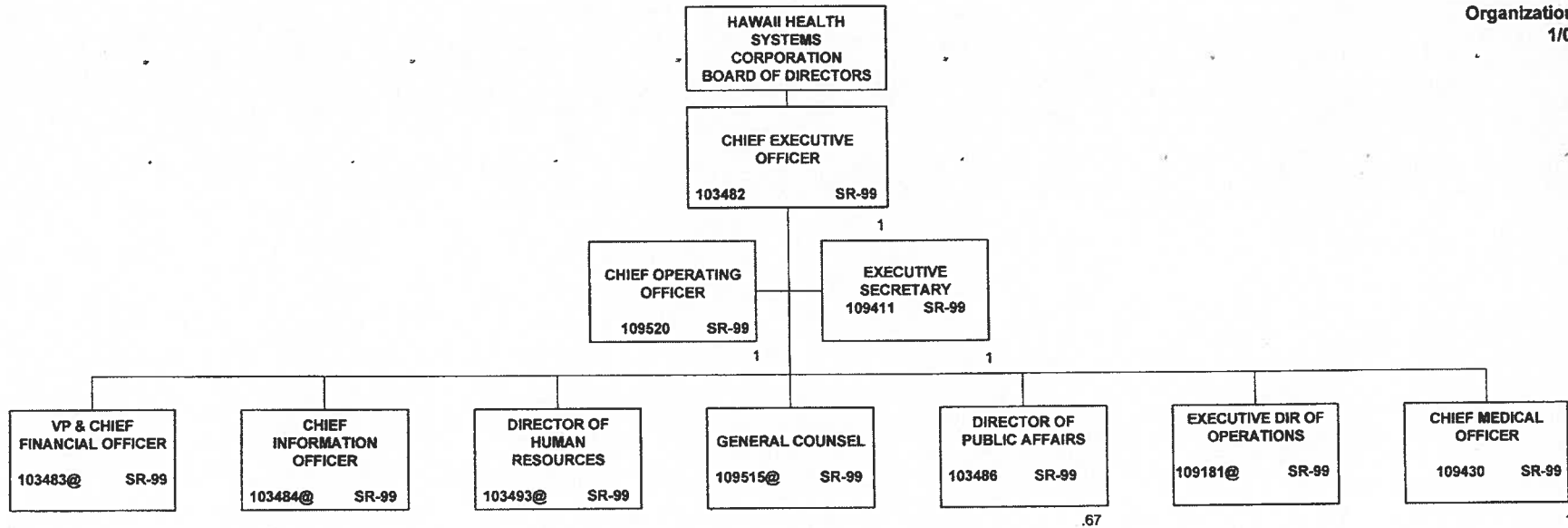
Table 26

<u>Year of Change FY16/FY17</u>	<u>Page Number</u>	<u>Description of Change</u>	
FY16	Kauai Region	Redescription of Assistant Administrator - Chief Operating Officer Pos. #109478 to Clinic Operations Director	
FY16	Kauai Region	Change supervision of Clinic Staff Physicians and nurse Practitioner I, position #57724 from Regional Medical Director/Quality Administrator, pos #108513 to Clinic Operations Director, pos. #109478	
FY16	Kauai Region	Change title of supervisor for RPN VII, pos #54065 from Asst. COO to Clinic Operations Director pos #109478	
FY16	Oahu Region	abolish 108511,57180,55153,18161,18530,102818,18188,18538,18520	
FY16	Oahu Region	abolish 18533,56809	
FY16	Oahu Region	abolish 56027, 56028,54643,18388,23642	
FY16	Oahu Region	abolish 21009,21100,18171,55509	
FY16	Oahu Region	abolish 55296,18412,56797,18417,18454,18450,18453,18511,18601,56806,57175	
FY16	Oahu Region	abolish 18393,55242,52179,56453,45096,109063,108531,30200,18367,55233	
FY16	Oahu Region	abolish 39982, 54390,18374,56029	
FY16	Oahu Region	abolish 18207,18220,18254,18274,18295,18297,18309,18592,30203,37487,39910,39913,39918,40272,40845,46711 ,53474,53813,56789,56795,18151,18208,18239,18267,18291,18324,18334,18339,18344,18348,18351,1859 3,53468,56153,56787,55942,55211,18356,40013,18237,39914,55941,18185,43096,47382,55336,56473,182 76,18164,18213,18235,18245,18296,18304,18312,40014,40015,18219,108753,108754,108755,108756,1087 57,108758,108759,108760,108761,108762,18352,56165,56171,5615853643,55940,55255,100435,100907,1 01097,101098,101212,101215,105790,57182,109435,18160,54952,56798	
FY16	Oahu Region	abolish 54411	
FY16	Oahu Region	abolish 56788,18408,18402,18403,18405,18484,18485,18488,18492,23611,47316,53947,55040,55700,57176,18506	
FY16	Oahu Region	abolish 18459,56469,56810,18467,18468,56790,5559018457	
FY16	Oahu Region	abolish 20961,109364,21084,34325,56454,21091	
FY16	Oahu Region	abolish 20986,21098	
FY16	Oahu Region	abolish 20964,20988,28572,32907,35941,35947,56455,56462,57178,20975,20989,22939,51059,20967,28575,10894 2,108945,108946,56458,20946,32979,20935,109130,109131,109132,109133,109134,109135,20984,20985,2 0987,20993,20994,20999,21004,21009,21012,28564,28565,28568,28571,51058,51061,56463,25742,22937, 20971,21006,21011,20942,20957,20958,55456,57183	
FY16	Oahu Region	abolish 56159,20982,56045,100992,108777,100910,100912,100993,108807,108808,108809	
FY16	Oahu Region	abolish 56801,56805,21020,21028,21040,57195,108806,57956,54996	
FY16	Oahu Region	abolish 21068,21072,21074,56808,21078,21080,23610,21052,18461,21055,21056,21061	

Department of Health - Hawaii Health Systems Corporation  
 Organization Changes

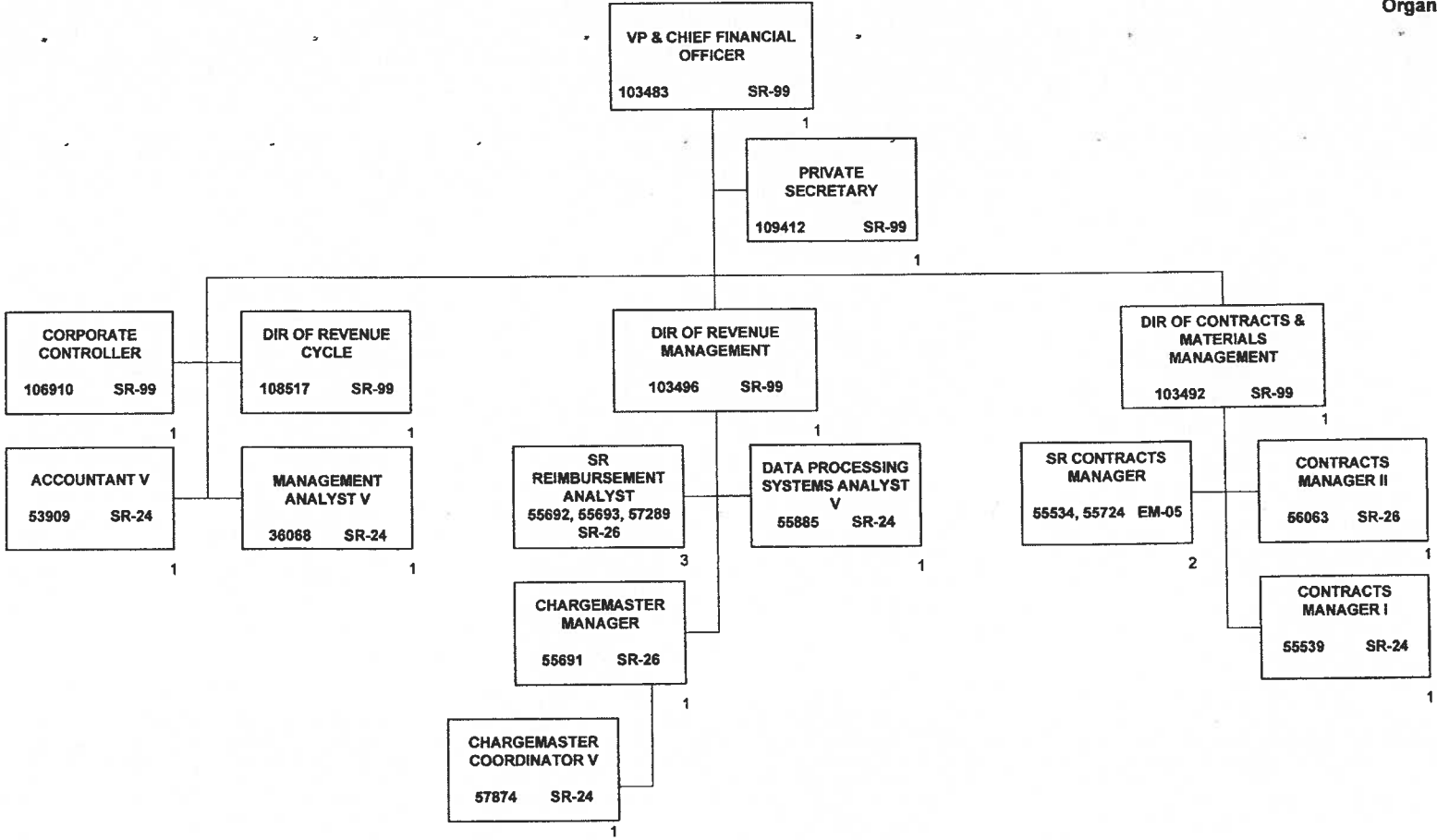
Table 26

<u>Year of Change</u> FY16/FY17	<u>Page Number</u>	<u>Description of Change</u>
FY16	Oahu Region	abolish 109145,56433,56436,56448,109147,57191,56447,108538



TOTAL FTE: 4.67  
 @NOT INCLUDED ON THIS ORG CHART

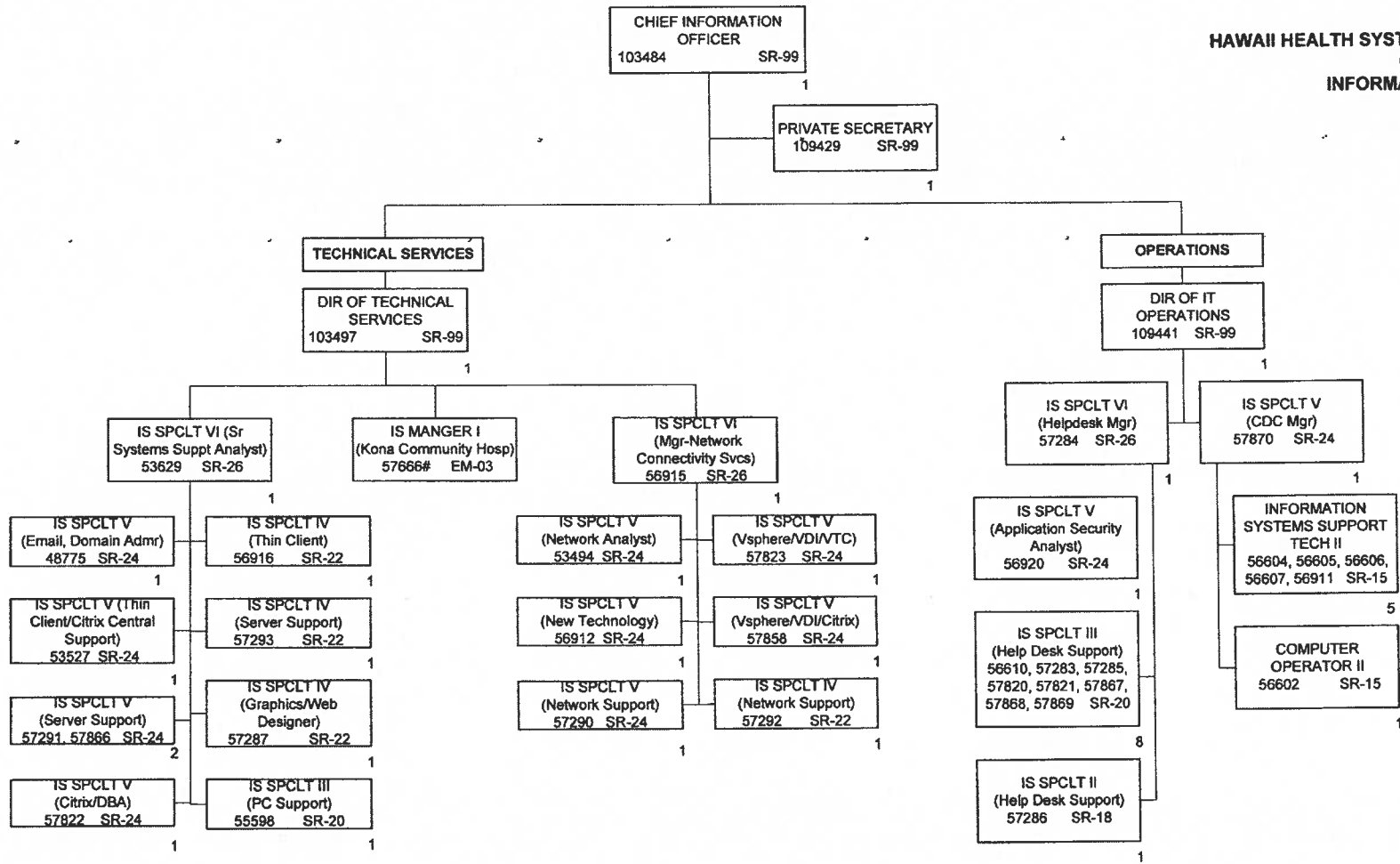
HAWAII HEALTH SYSTEMS CORPORATION  
 CORPORATE OFFICE  
 FISCAL SERVICES  
 Organization Chart  
 1/01/2016



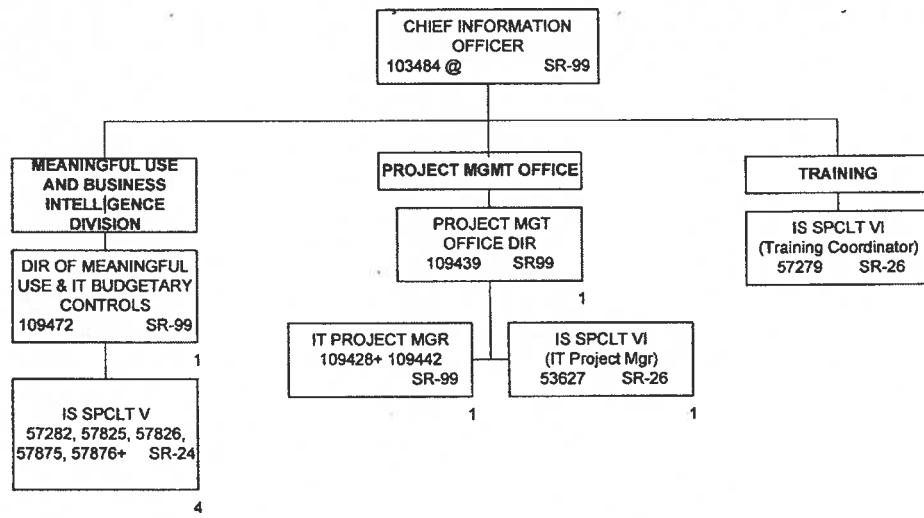
TOTAL FTE: 18  
 @NOT INCLUDED ON THIS ORG CHART  
 + TEMPORARY POSITION, NOT INCLUDED IN POSITION COUNT



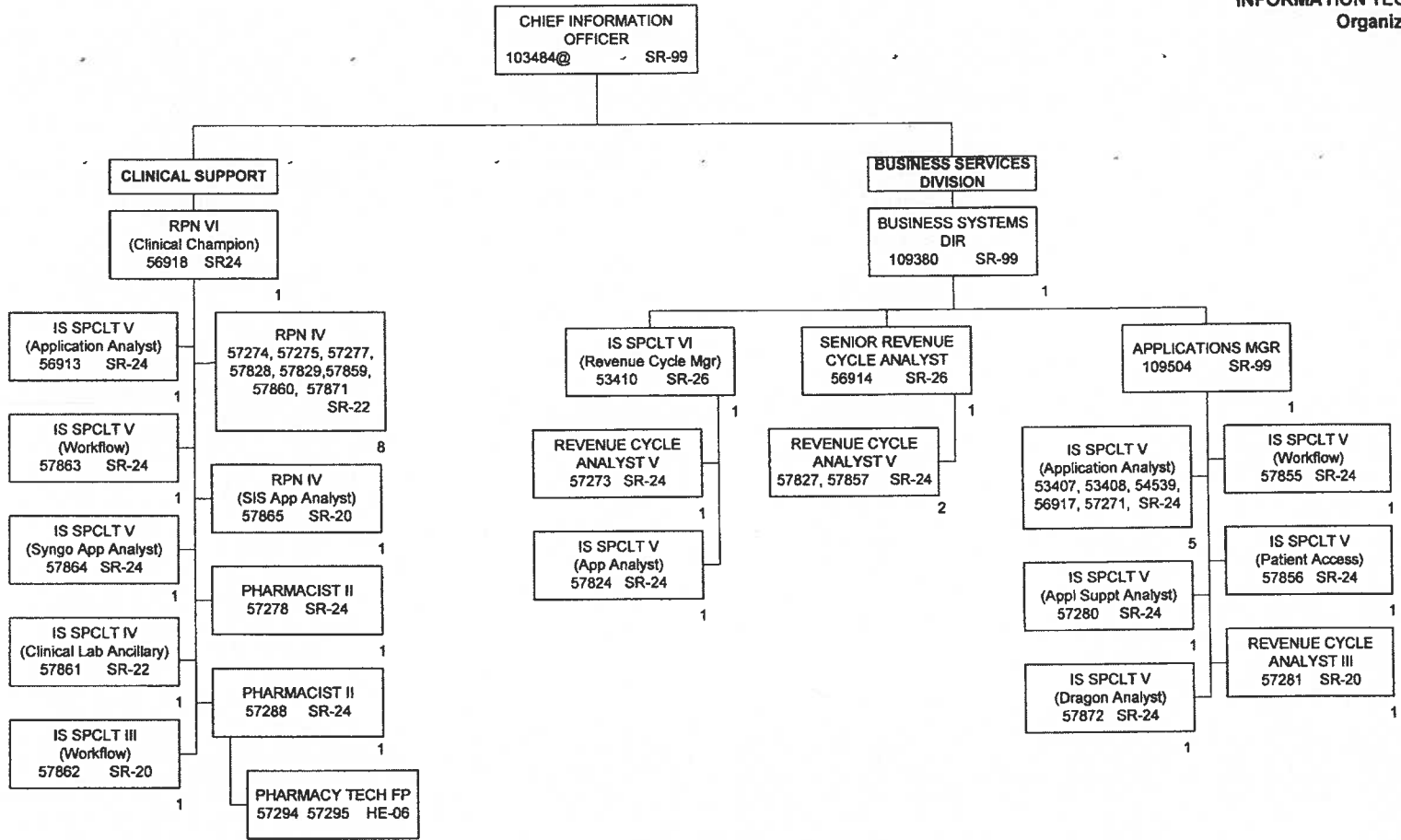
**HAWAII HEALTH SYSTEMS CORPORATION  
CORPORATE OFFICE  
INFORMATION TECHNOLOGY  
Organization Chart  
1/01/2016**



TOTAL FTE: 39 (39 PERMANENT)  
 @NOT INCLUDED ON THIS ORG CHART  
 +TEMPORARY POSITION, NOT INCLUDED IN POSITION COUNT  
 # KONA COMMUNITY HOSPITAL POSITION



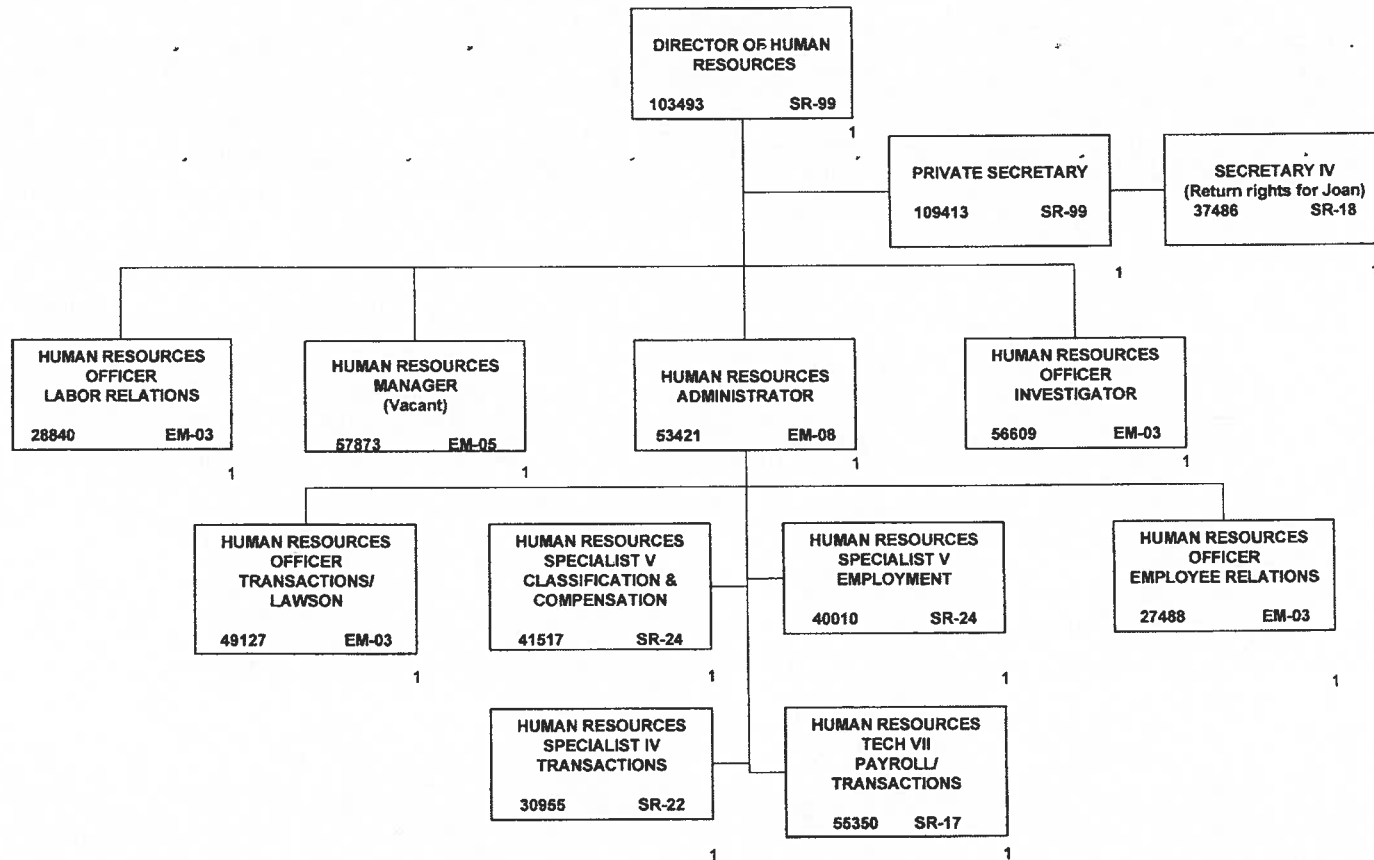
TOTAL FTE: 10 (9 PERMANENT, 1 TEMPORARY)  
 @NOT INCLUDED ON THIS ORG CHART  
 +TEMPORARY POSITION, NOT INCLUDED IN POSITION COUNT



2

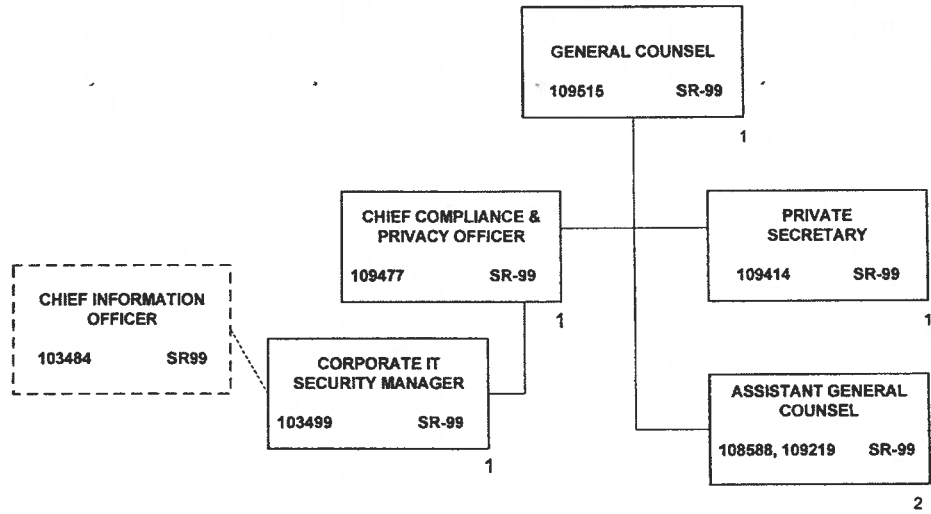
TOTAL FTE: 37  
 @NOT INCLUDED ON THIS ORG CHART  
 +TEMPORARY POSITION, NOT INCLUDED IN POSITION COUNT

HAWAII HEALTH SYSTEMS CORPORATION  
 CORPORATE OFFICE  
 HUMAN RESOURCES  
 Organization Chart  
 1/01/2016

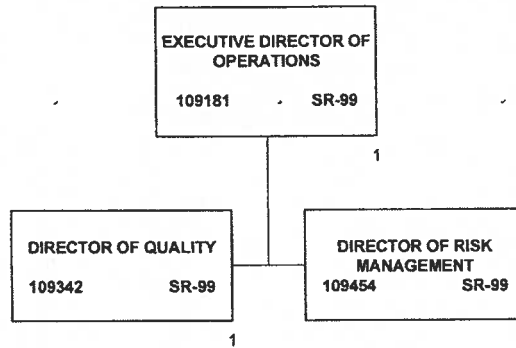


TOTAL FTE: 13  
 @NOT INCLUDED ON THIS ORG CHART

HAWAII HEALTH SYSTEMS CORPORATION  
CORPORATE OFFICE  
CORPORATE COUNSEL  
Organization Chart  
1/01/2016

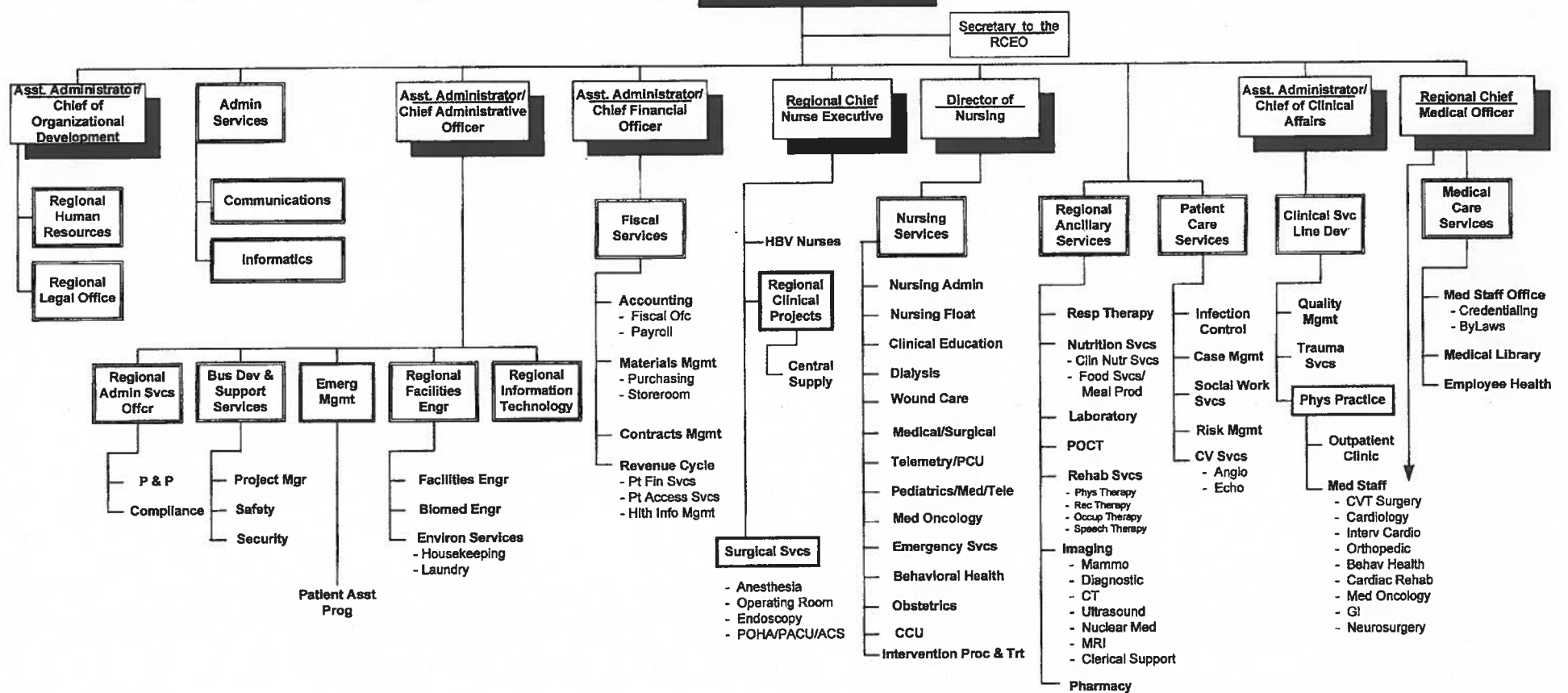


TOTAL FTE: 6  
@NOT INCLUDED ON THIS ORG CHART



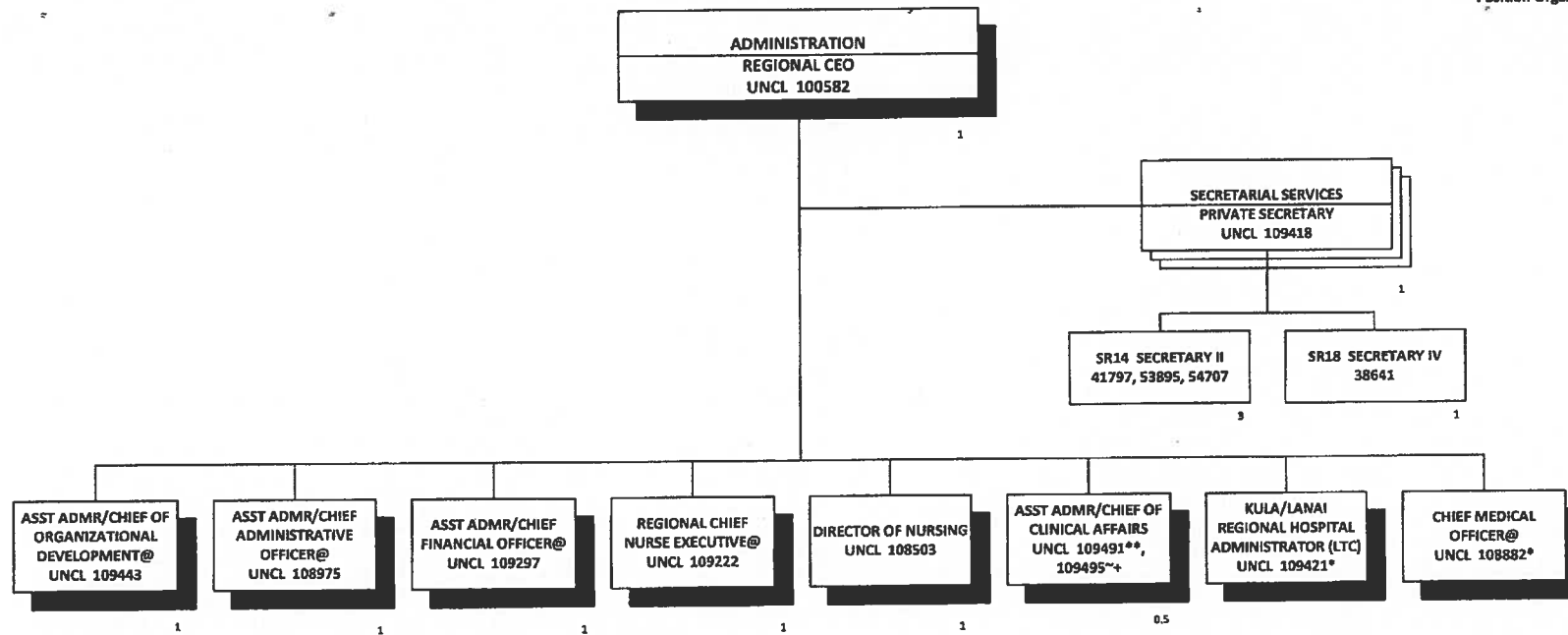
TOTAL FTE: 3  
@NOT INCLUDED ON THIS ORG CHART

**MAUI MEMORIAL MEDICAL CENTER  
REGIONAL CHIEF EXECUTIVE  
OFFICER**



TOTAL PERMANENT FTE OF POSITIONS: 1471.7

Position Organization Chart

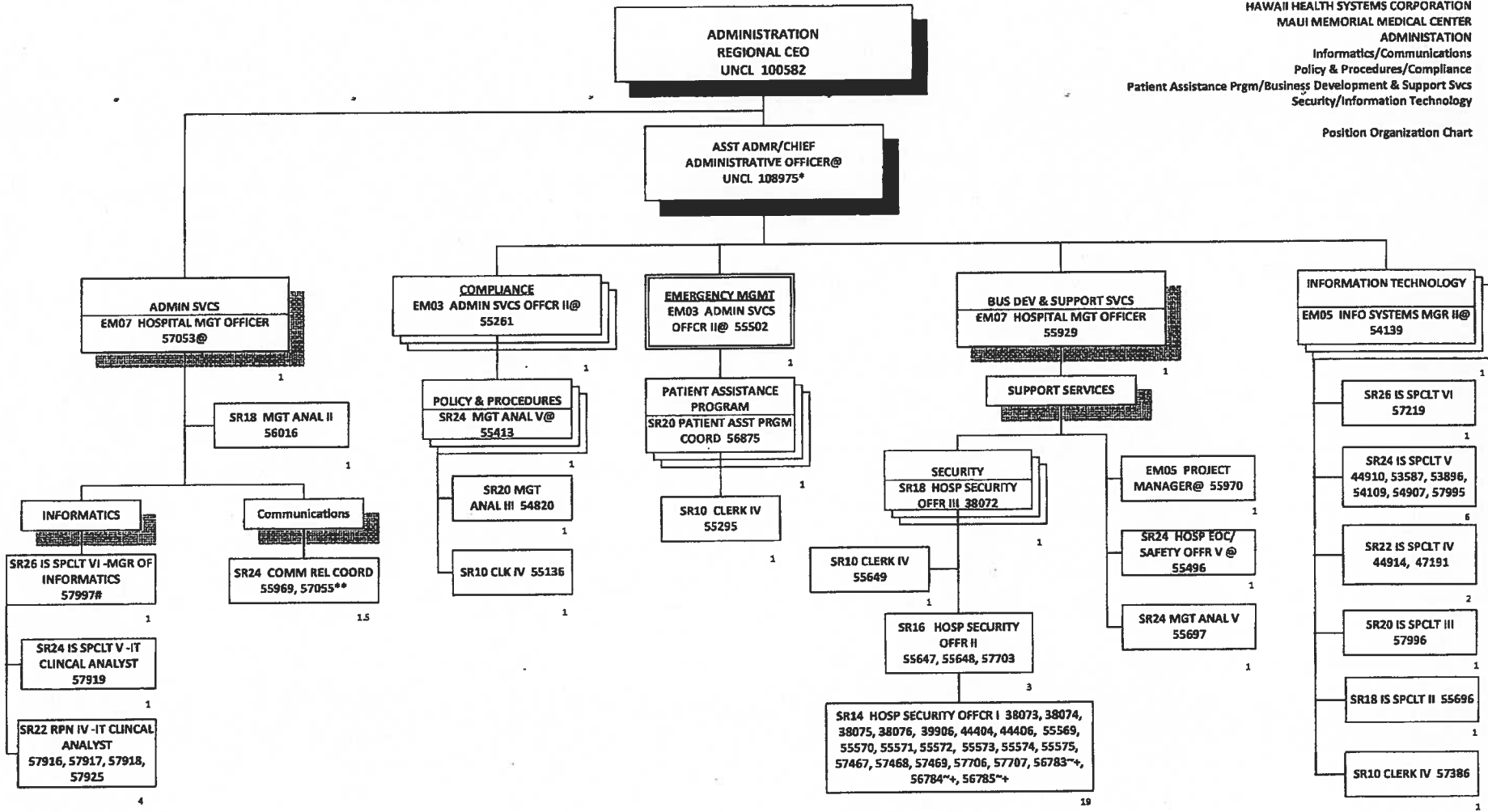


Rev. 06/30/2015  
 ~50% FTE  
 \*\*50% FTE  
 +Temporary Position, Not Included in Position Count  
 \*Not Included in Position Count on This Chart  
 @ INCLUDES OVERSIGHT OF KULA HOSPITAL & LANAI COMMUNITY HOSPITAL

Total Position FTE on This Chart: 11.5



Position Organization Chart



Rev. 06/30/2015

\*Not Included in Position Count on This Chart

~30% FTE

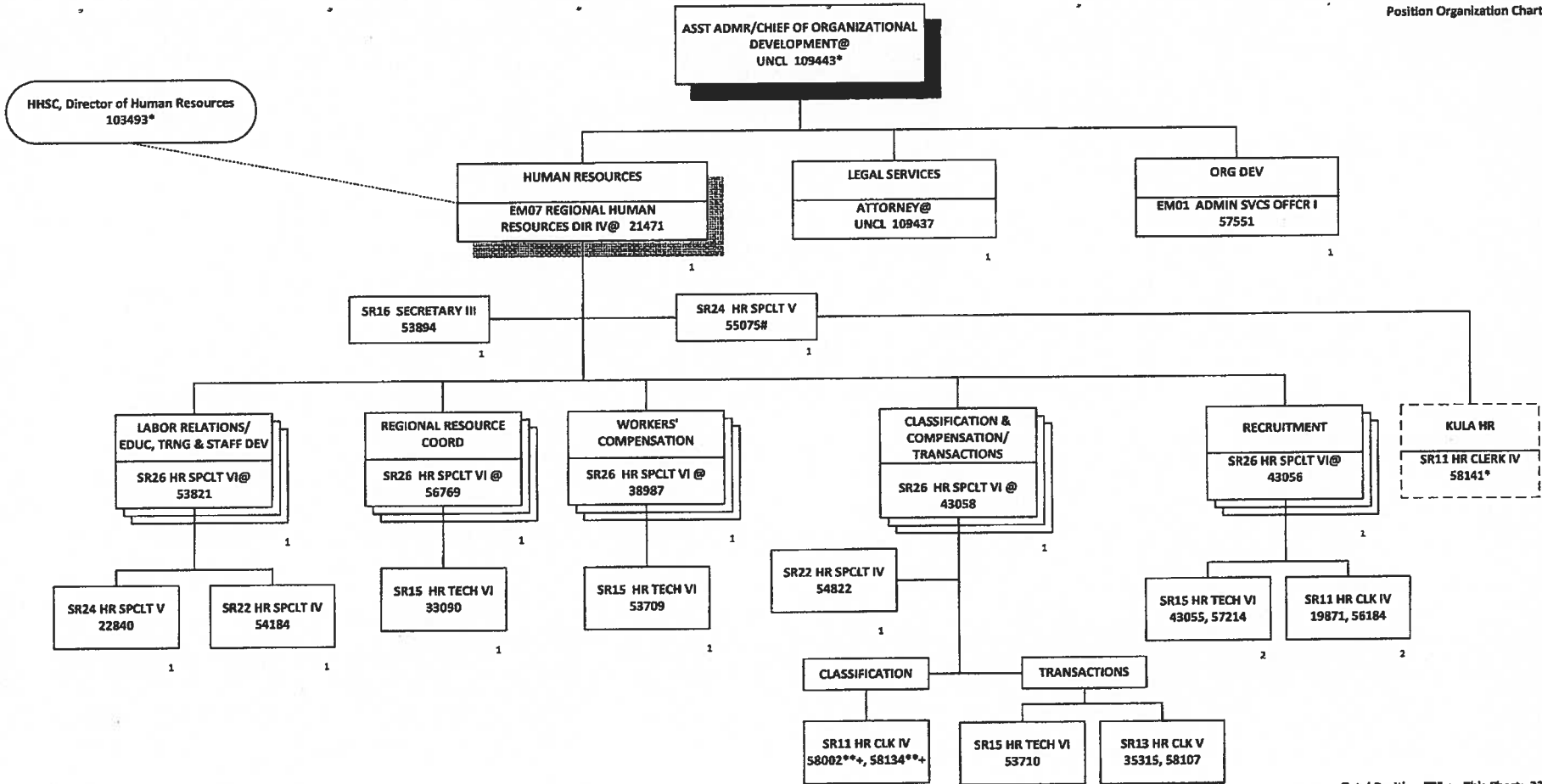
\*50% FTE

+Temporary Position, Not Included in Position Count

#Provides oversight for clinical Informatics duties for the Pharmacist I, position no. 55088  
 Includes Providing Assistance to KULA HOSPITAL & LANAI COMMUNITY HOSPITAL

Total Position FTE on This Chart: 57.5

Position Organization Chart

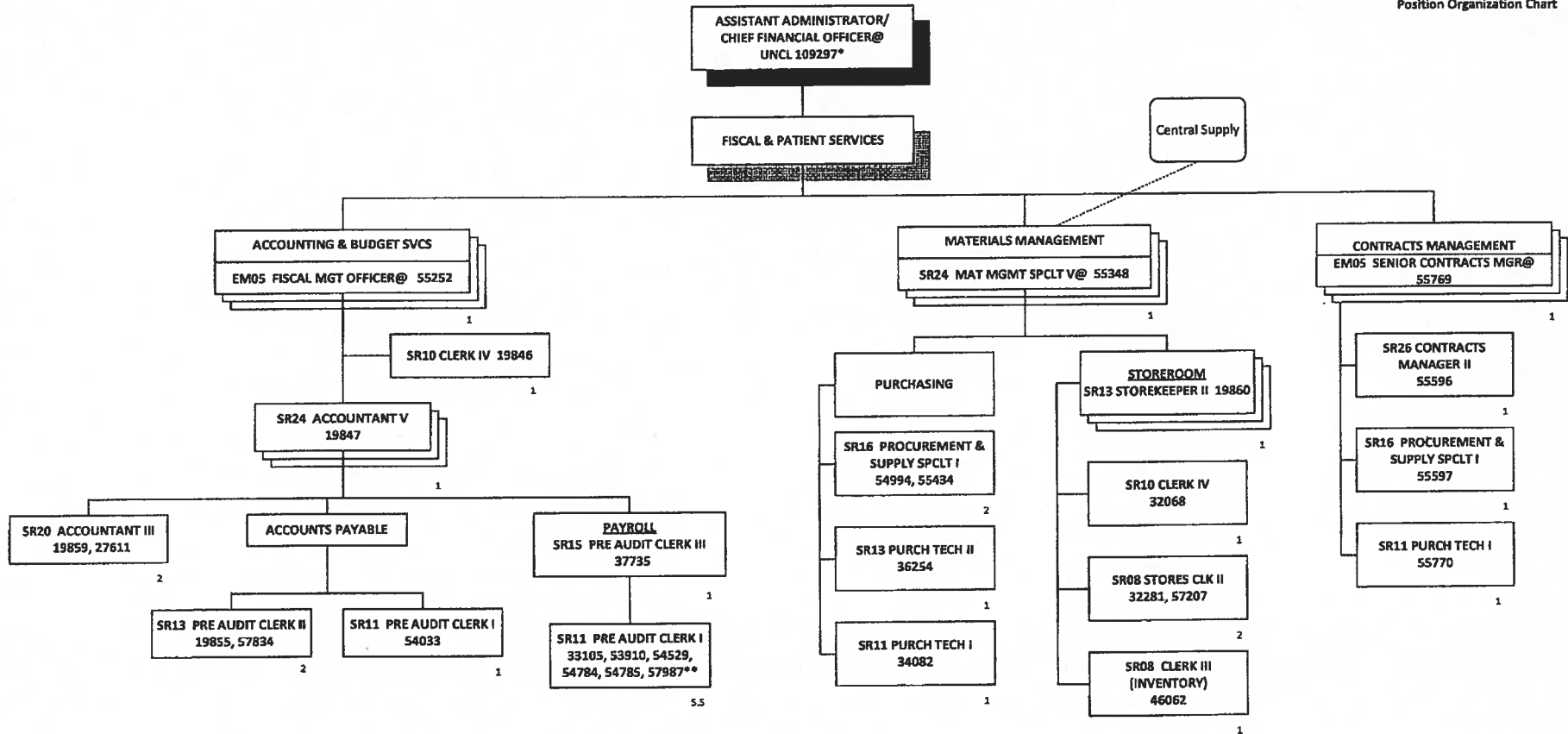


HHSC, Director of Human Resources  
103493\*

Rev. 06/30/2015  
 \*Not included in Position Count on This Chart  
 \*\*50% FTE  
 +Temporary Position, Not Included in Position Count  
 #Provides Direct Supervision to the HR Clerk (VI), Position No.58141, Located at Kula Hospital  
 @Includes providing assistance to KULA HOSPITAL & LANAI COMMUNITY HOSPITAL

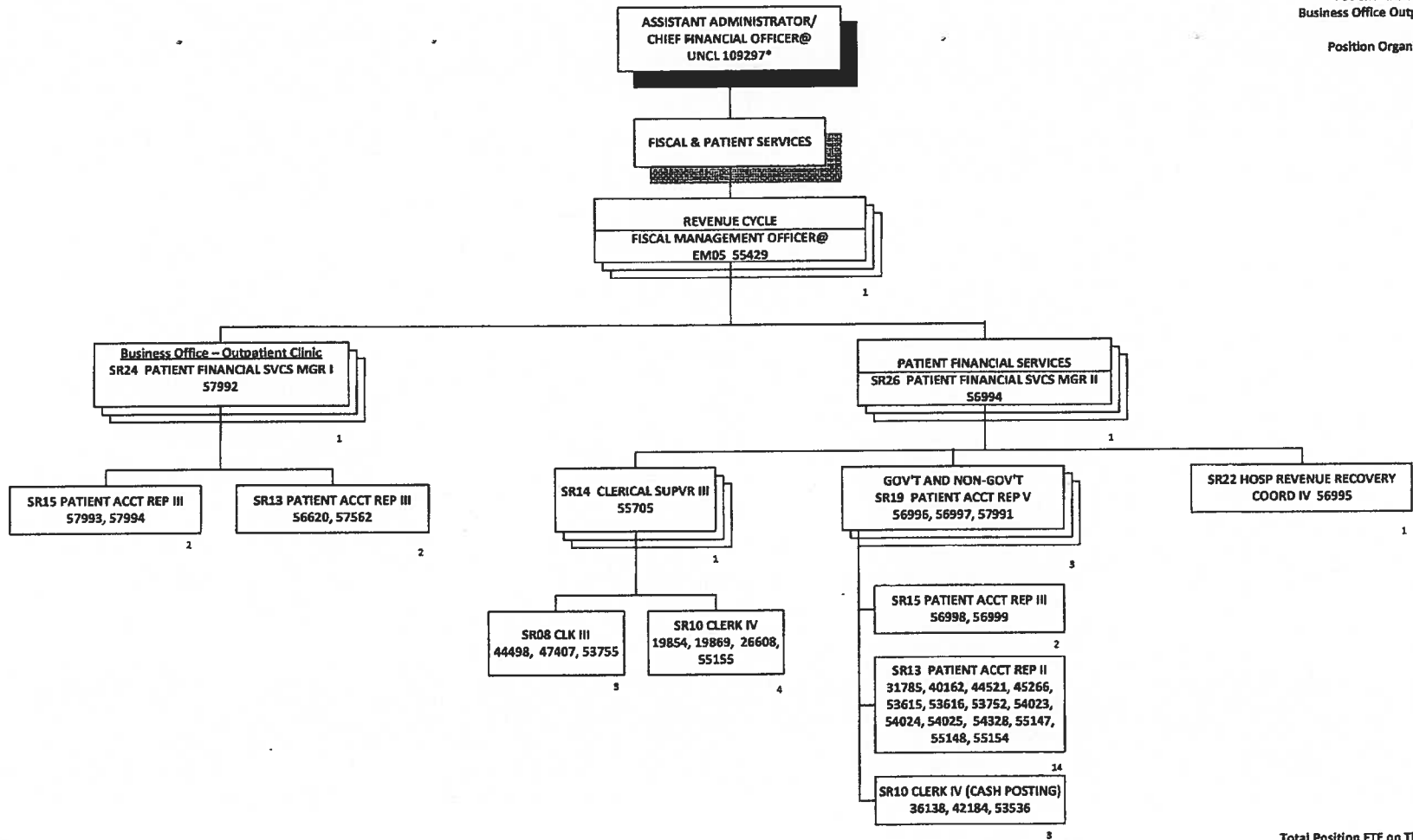
Total Position FTE on This Chart: 22

Position Organization Chart



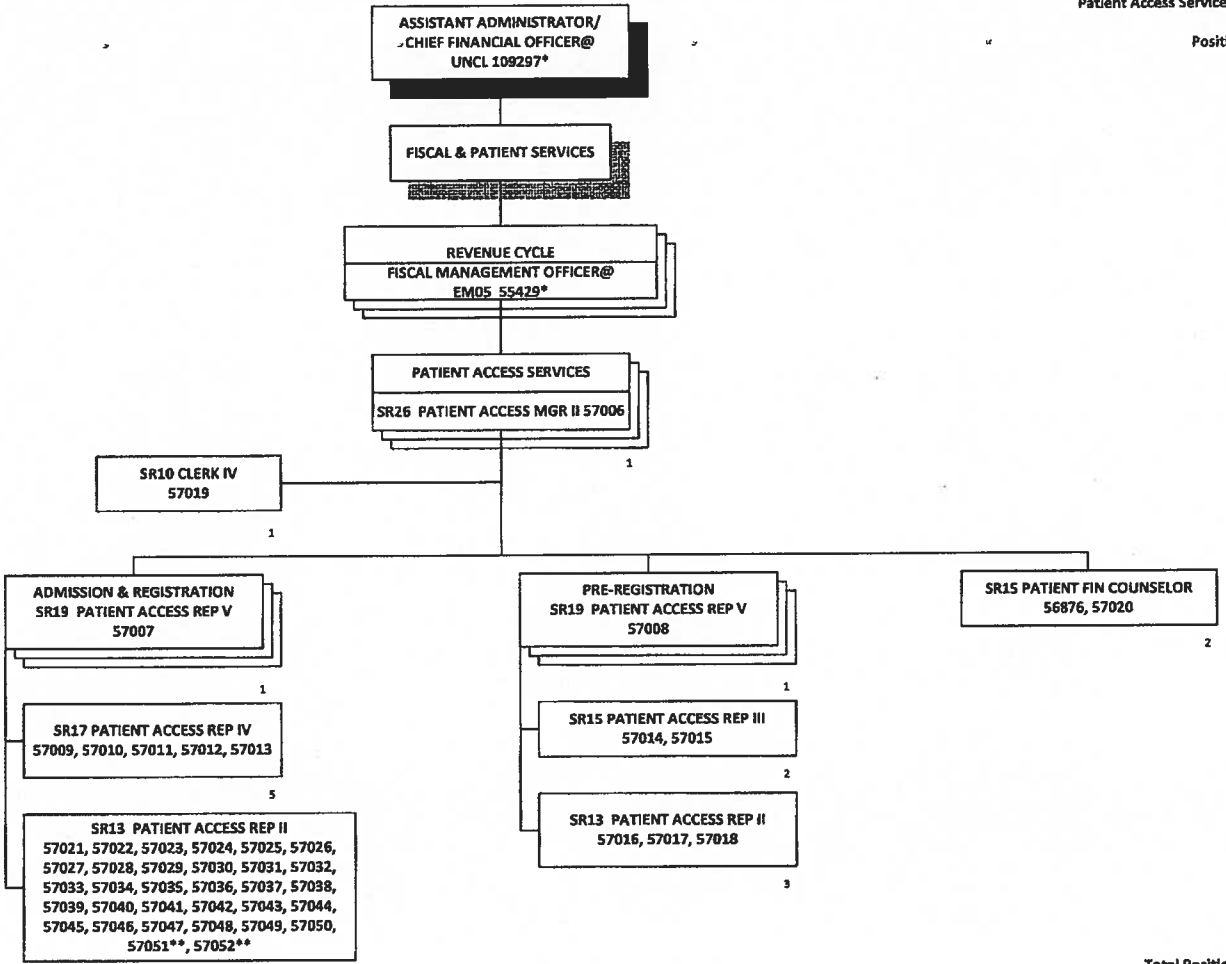
Rev. 06/30/2015  
 \*Not Included in Position Count on This Chart  
 \*\*50% FTE  
 @Includes providing assistance to KULA HOSPITAL & LANAI COMMUNITY HOSPITAL

Total Position FTE on This Chart: 28.5

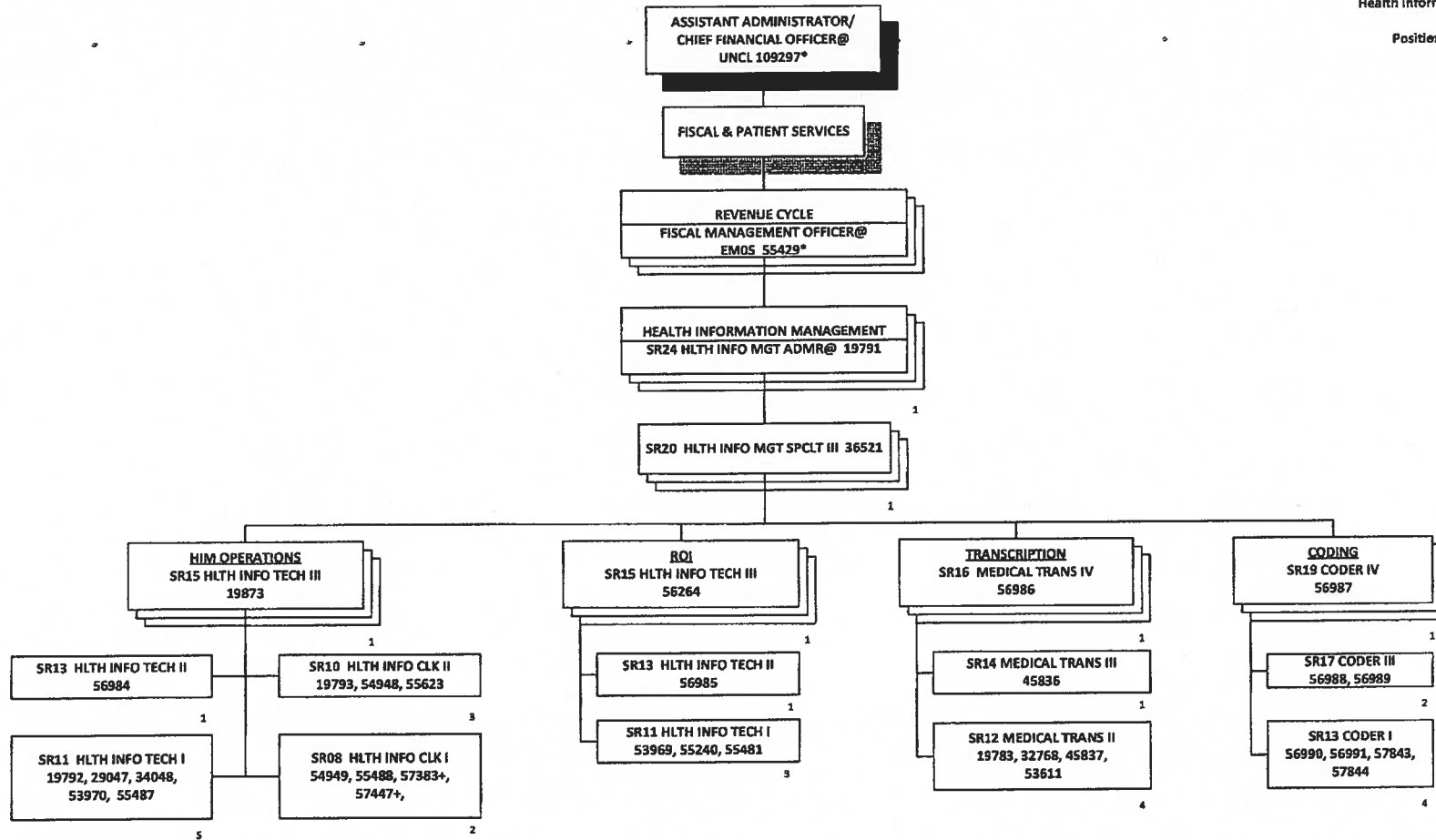


Rev. 06/30/2015  
 \*Not included in Position Count on This Chart  
 @Includes providing assistance to KULA HOSPITAL & LANAI COMMUNITY HOSPITAL

Total Position FTE on This Chart: 38

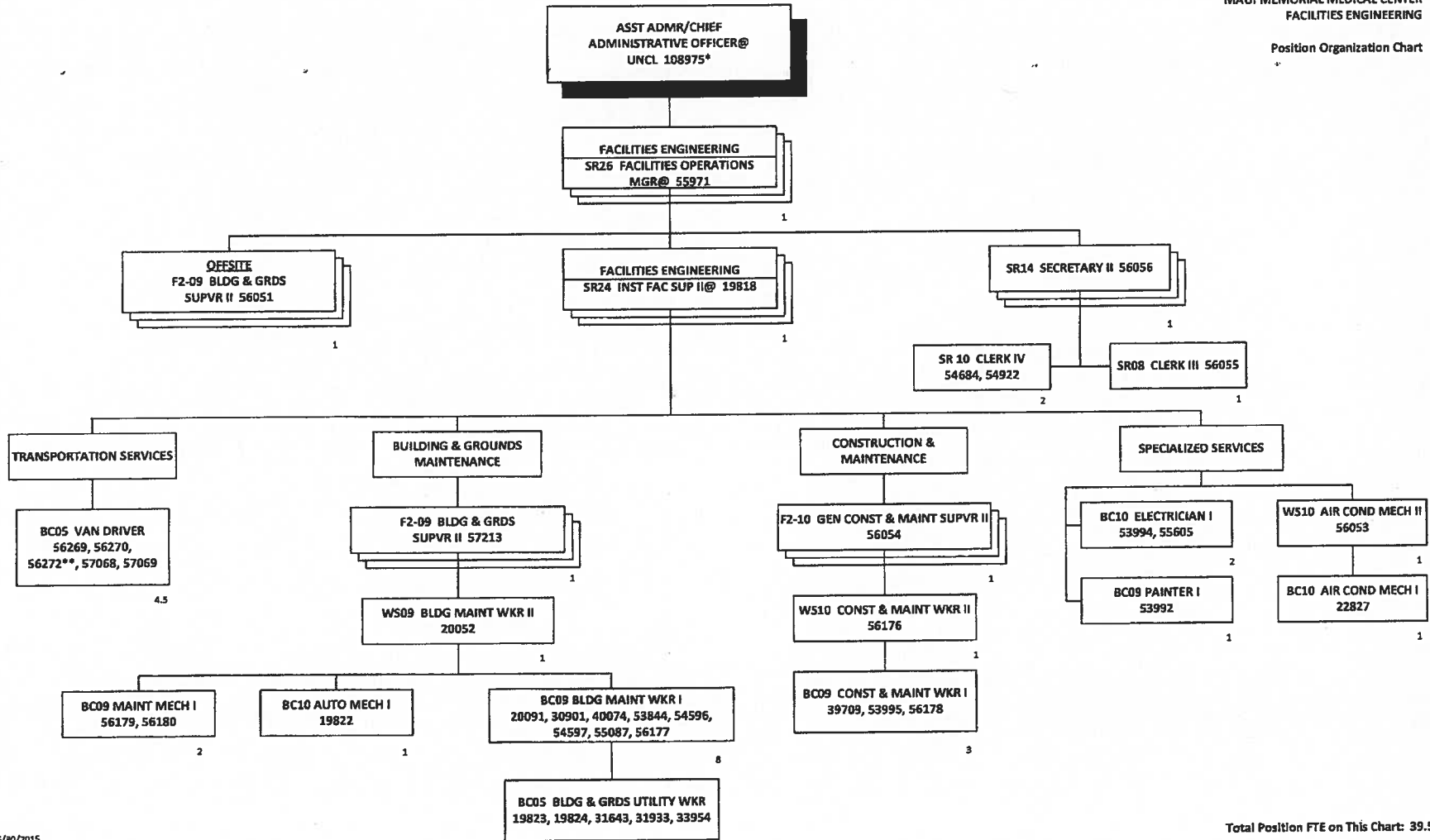


Rev. 06/30/2015  
 \*Not Included in Position Count on This Chart  
 \*\*50% FTE  
 @ Includes providing assistance to KULA HOSPITAL & LANAI COMMUNITY HOSPITAL



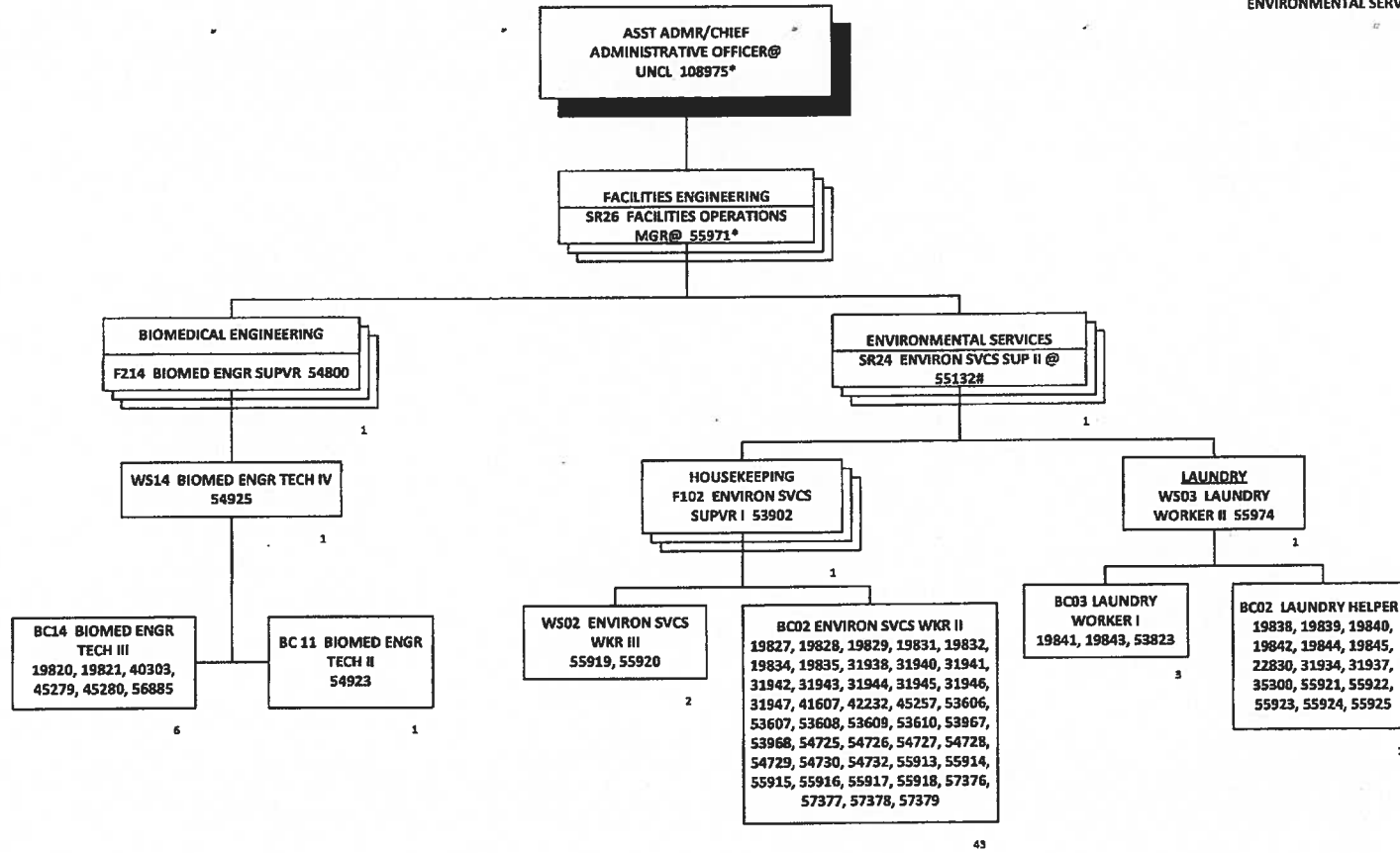
Rev. 06/30/2015  
 \*Not Included In Position Count on This Chart  
 +Temporary Position, Not Included In Position Count  
 @Includes providing assistance to KULA HOSPITAL & LANAI COMMUNITY HOSPITAL

Total Position FTE on This Chart: 32



Rev. 06/30/2015  
 \*Not Included in Position Count on This Chart  
 \*\*50% FTE  
 @Includes providing assistance to KULA HOSPITAL & LANAI COMMUNITY HOSPITAL

Total Position FTE on This Chart: 39.5



Rev. 06/30/2015

\*Not Included in Position Count on This Chart

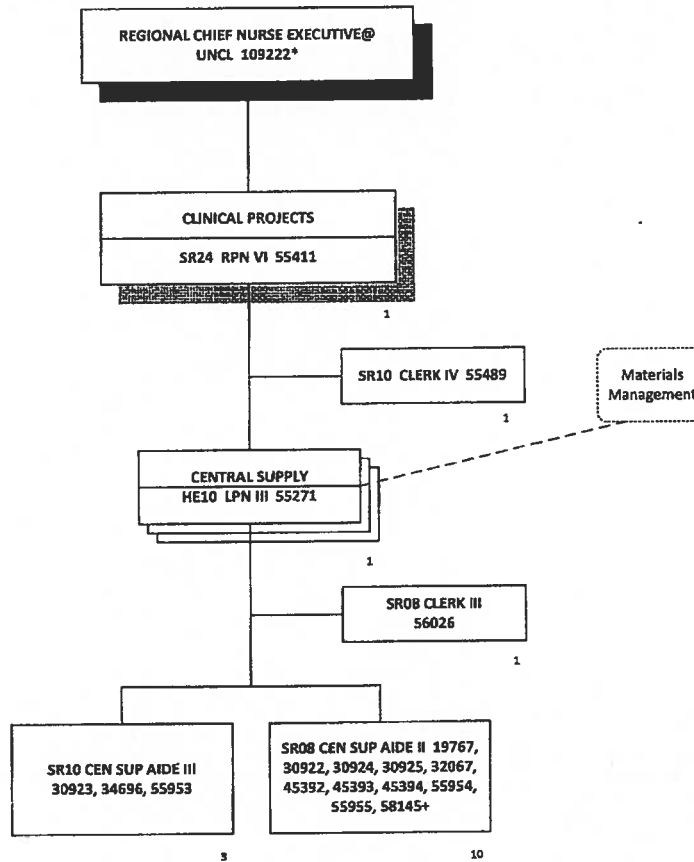
#Position Provides Direct Supervision to the Housekeeping Dept at Kula Hospital and Indirect Supervision to the Housekeeping Dept at Lanai Community Hospital

@Includes providing assistance to KULA HOSPITAL & LANAI COMMUNITY HOSPITAL

Total Position FTE on This Chart: 75

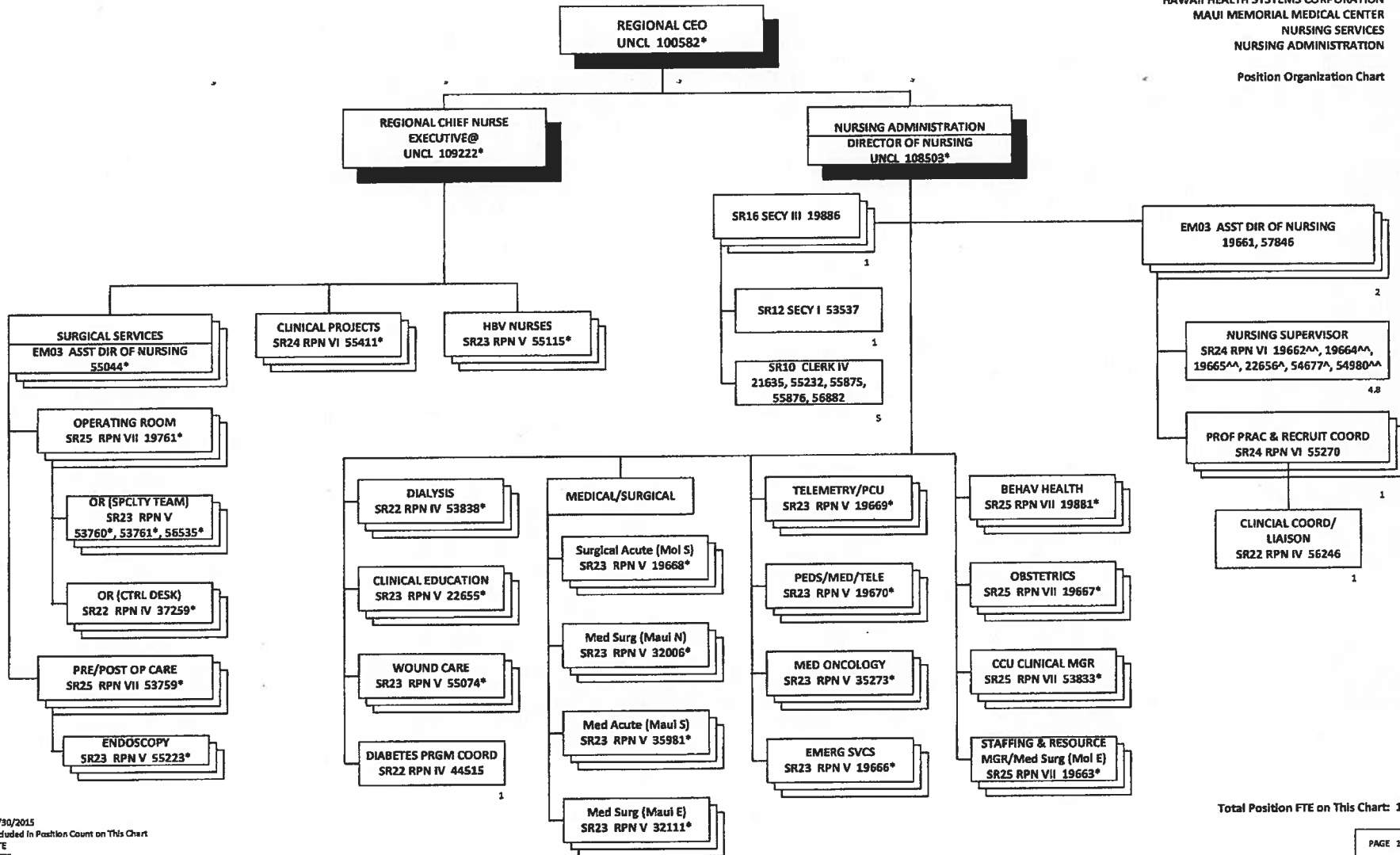


Position Organization Chart



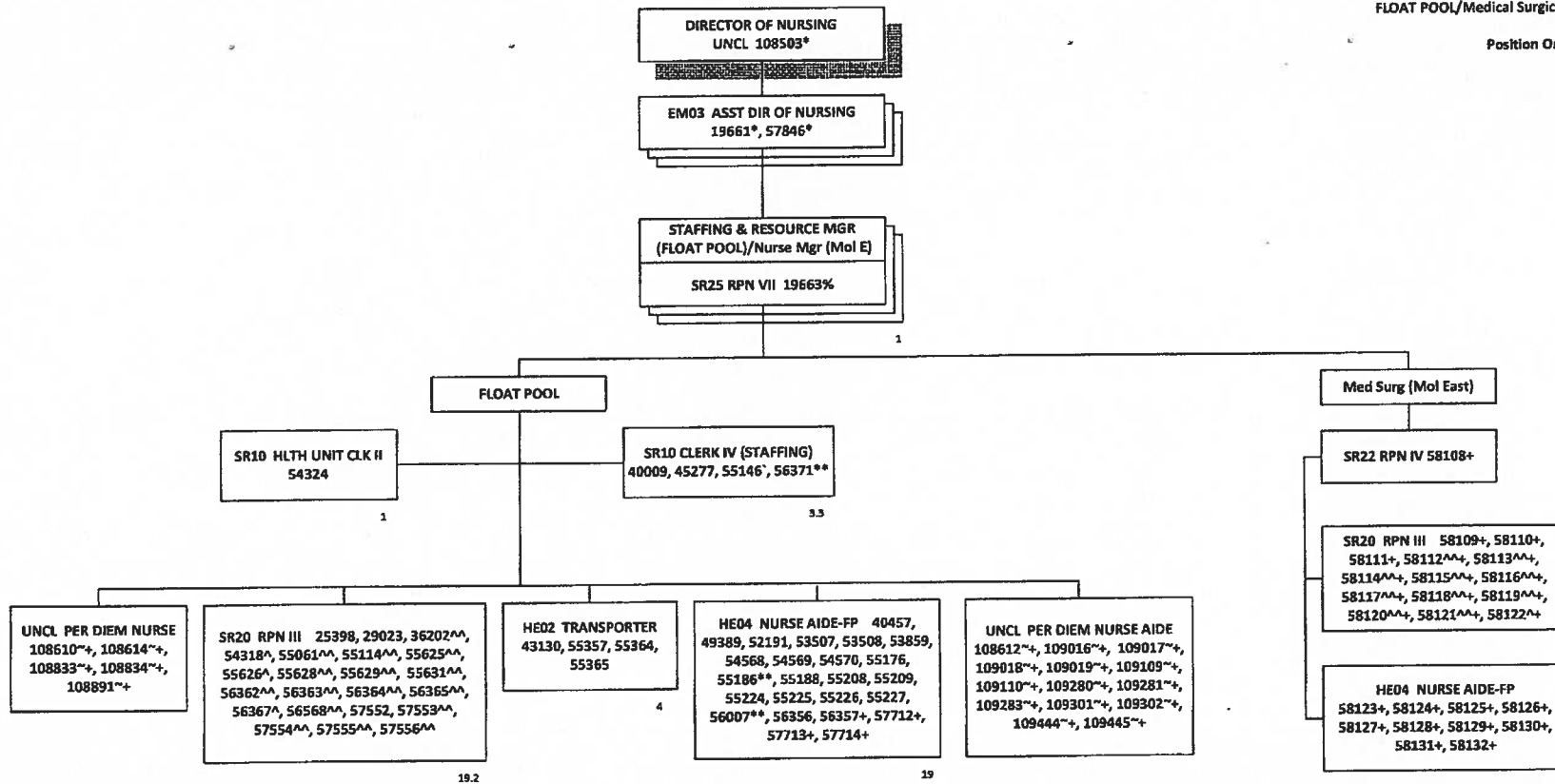
Rev. 06/30/2015  
 \*Temporary Position, Not Included in Position Count  
 \*Not Included in Position Count on This Chart

Total Position FTE on This Chart: 17



Rev. 06/30/2015  
 \*Not Included In Position Count on This Chart  
 ^60% FTE  
 ^90% FTE  
 @INCLUDES OVERSIGHT OF KULA HOSPITAL & LANAI COMMUNITY HOSPITAL

Total Position FTE on This Chart: 16.8



Rev. 06/30/2015

\*Not Included in Position Count on This Chart

~30% FTE

\*\*50% FTE

^60% FTE

^80% FTE

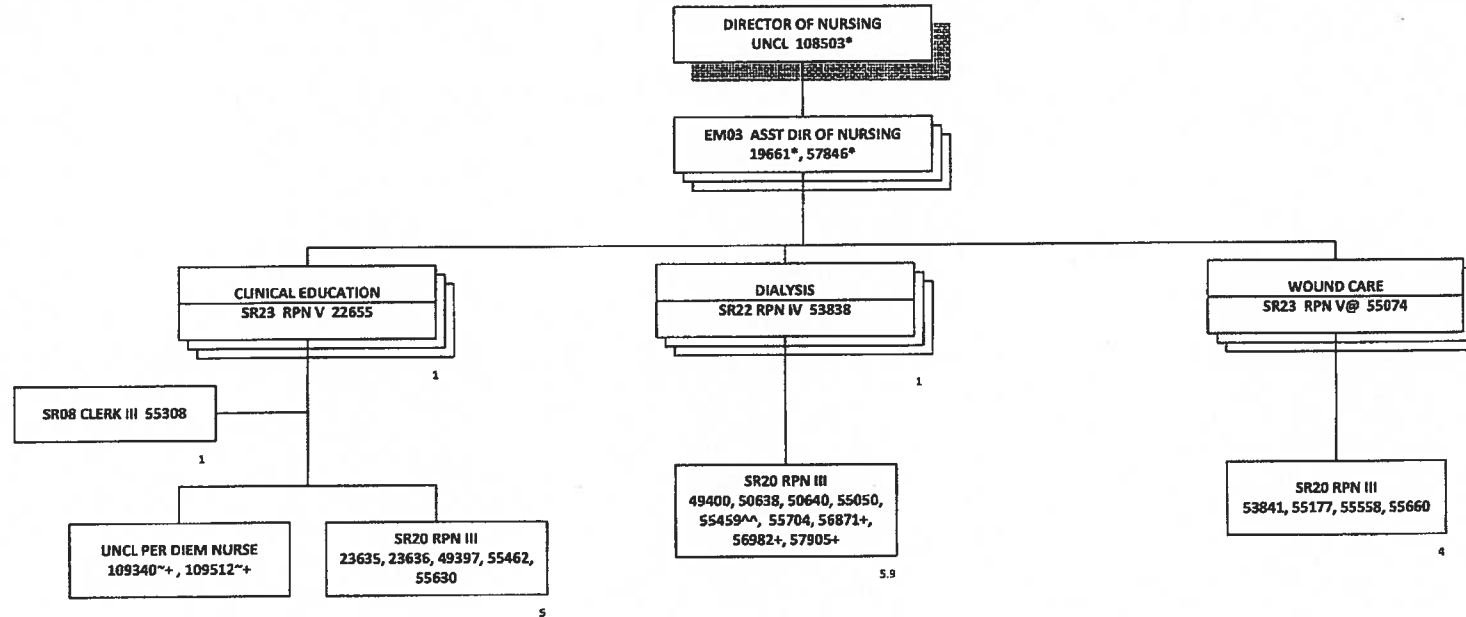
^^90% FTE

%TEMPORARY REALLOCATION, NTE 12/31/2015

+Temporary Position, Not Included in Position Count

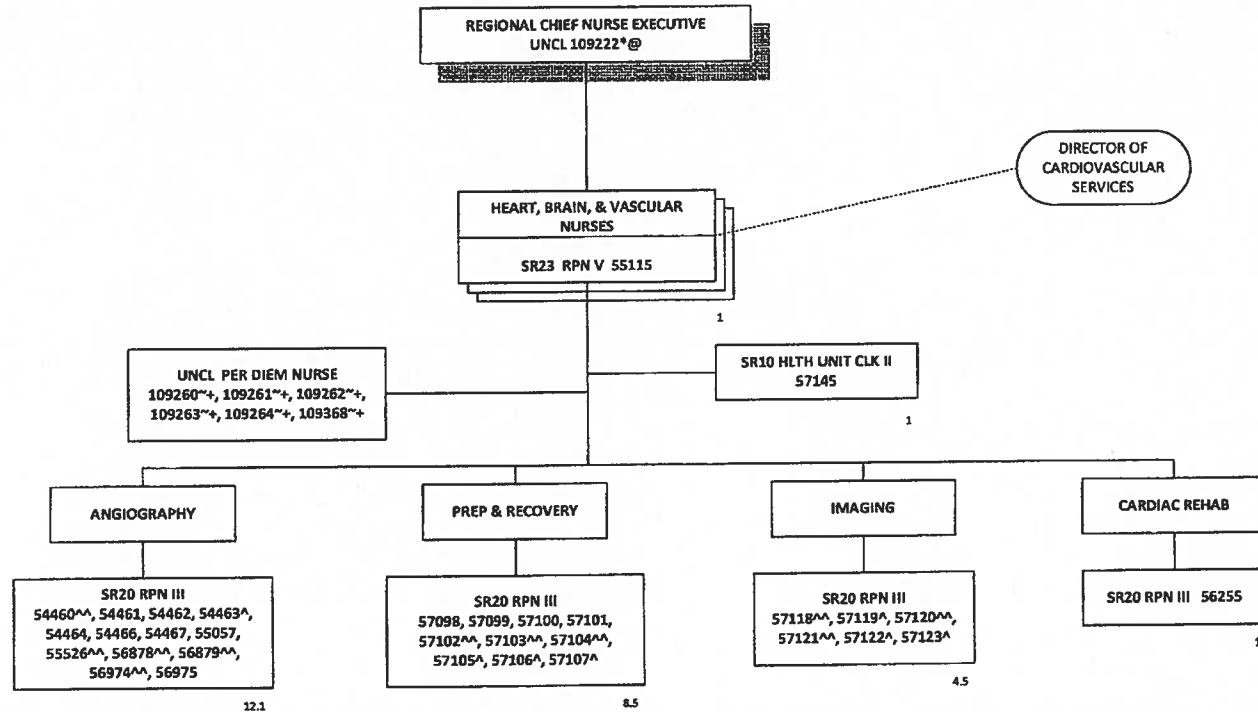
Total Position FTE on This Chart: 47.5

Position Organization Chart



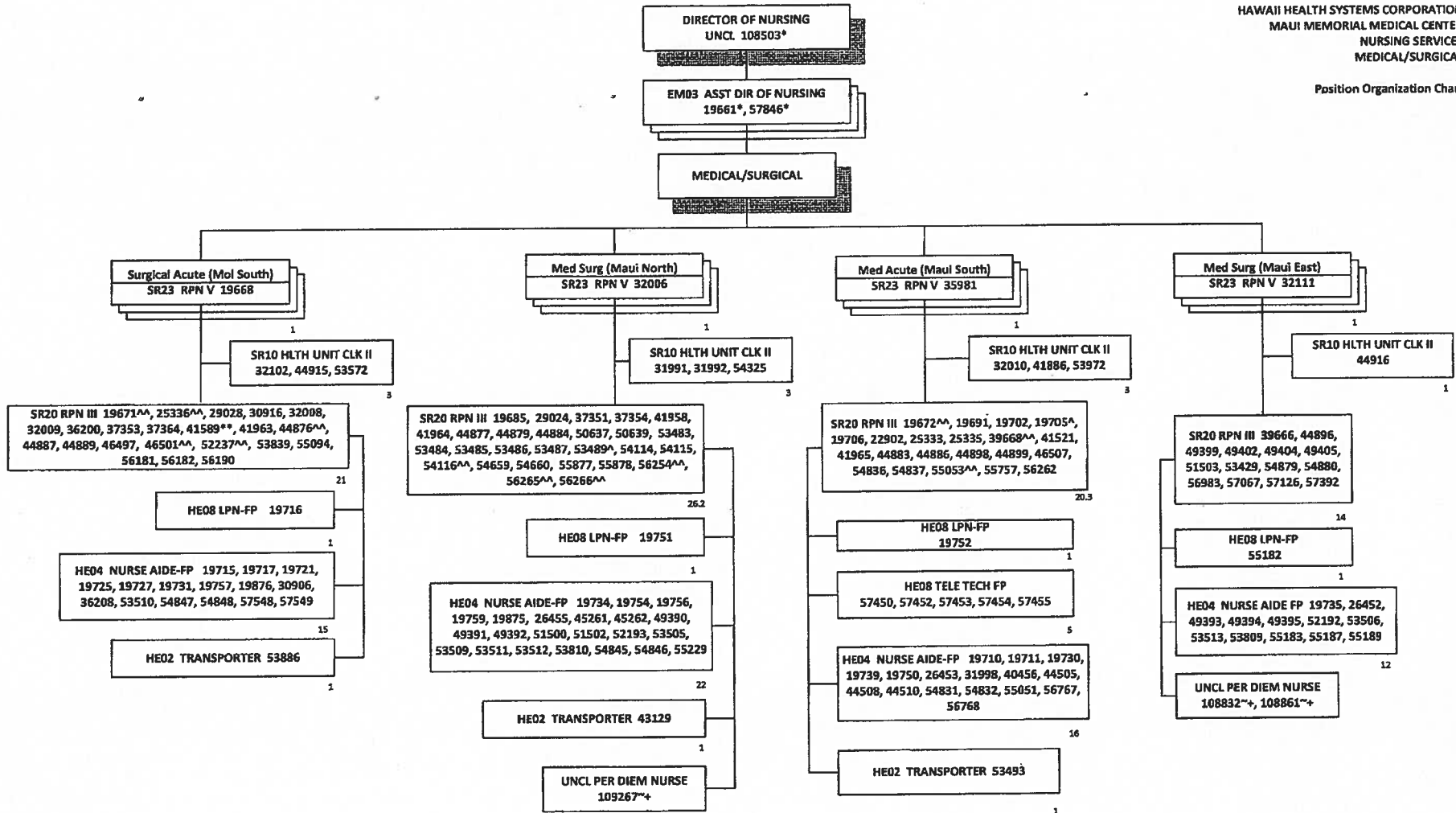
Rev. 06/30/2015  
 \*Not Included in Position Count on This Chart  
 ~30% FTE  
 ^^90% FTE  
 + Temporary Position, Not Included in Position Count  
 @Includes providing assistance to KULA HOSPITAL & LANAI COMMUNITY HOSPITAL

Total Position FTE on This Chart: 18.9



Rev. 06/30/2015  
 \*Not Included in Position Count on This Chart  
 ^30% FTE  
 ^^50% FTE  
 ^^90% FTE  
 + Temporary Position, Not Included in Position Count  
 ® INCLUDES OVERSIGHT OF KULA HOSPITAL & LANAI COMMUNITY HOSPITAL

Total Position FTE on This Chart: 28.1



Rev. 06/30/2015  
 \*Not Included in Position Count on This Chart  
 ^30% FTE  
 \*\*50% FTE  
 \*60% FTE  
 ^^90% FTE  
 +Temporary Position, Not Included in Position Count

Total Position FTE on This Chart: 172.5

Position Organization Chart

DIRECTOR OF NURSING  
 UNCL 108503\*

EM03 ASST DIR OF NURSING  
 19661\*, 57846\*

TELEMETRY/PCU (Hale South)  
 SR23 RPN V 19669

PEDIATRICS/MED/TELE (Hale East)  
 SR23 RPN V 19670

MEDICAL ONCOLOGY  
 SR23 RPN V 35273

SR10 HLTH UNIT CLK II  
 21473, 21636, 41888

SR10 HLTH UNIT CLK II  
 31989, 31990, 52198

SR10 HLTH UNIT CLK II  
 41240, 55463^

SR20 RPN III 19684, 19699, 19882, 26891, 28969, 32069, 33084,  
 36201, 39667, 41520^, 41524, 44890, 44892, 44894^^, 44895, 46496,  
 46498, 53745, 54878, 54883, 55204, 55206, 55219^^, 55221,  
 56732^^, 56733^^, 56734^^, 56735^^, 56779^^, 56978, 57000^^,  
 57001^^, 57002^^, 57003^^

SR20 RPN III 19676, 19681^^, 19687, 19692, 19879,  
 25337, 29026, 33085, 36195, 36197, 36198, 39669,  
 41519, 44513, 44878, 44880, 44893^^, 46495, 46500,  
 54860, 54861, 56360

SR20 RPN III 19678, 41961,  
 44891, 49401, 55555, 55882\*\*

TUMOR REGISTRY  
 SR20 TUM REG SPCLT III  
 38694

HE02 TRANSPORTER  
 43131

HE04 NURSE AIDE-FP  
 19713, 19729, 19732, 19733, 19736,  
 19755, 19877, 26456, 29017, 32001,  
 40458, 44502, 44506, 54865, 54866,  
 56781, 56782

HE08 TELE TECH-FP 53797,  
 53798, 53799, 53800, 54572,  
 54573, 54575, 54576, 55511,  
 55823, 55824, 55825

HE02 TRANSPORTER  
 19747

HE04 NURSE AIDE-FP  
 19707, 19758, 29012, 29020, 36206,  
 36207, 40455, 44504, 44507, 44509,  
 45259, 54843, 54844, 55158

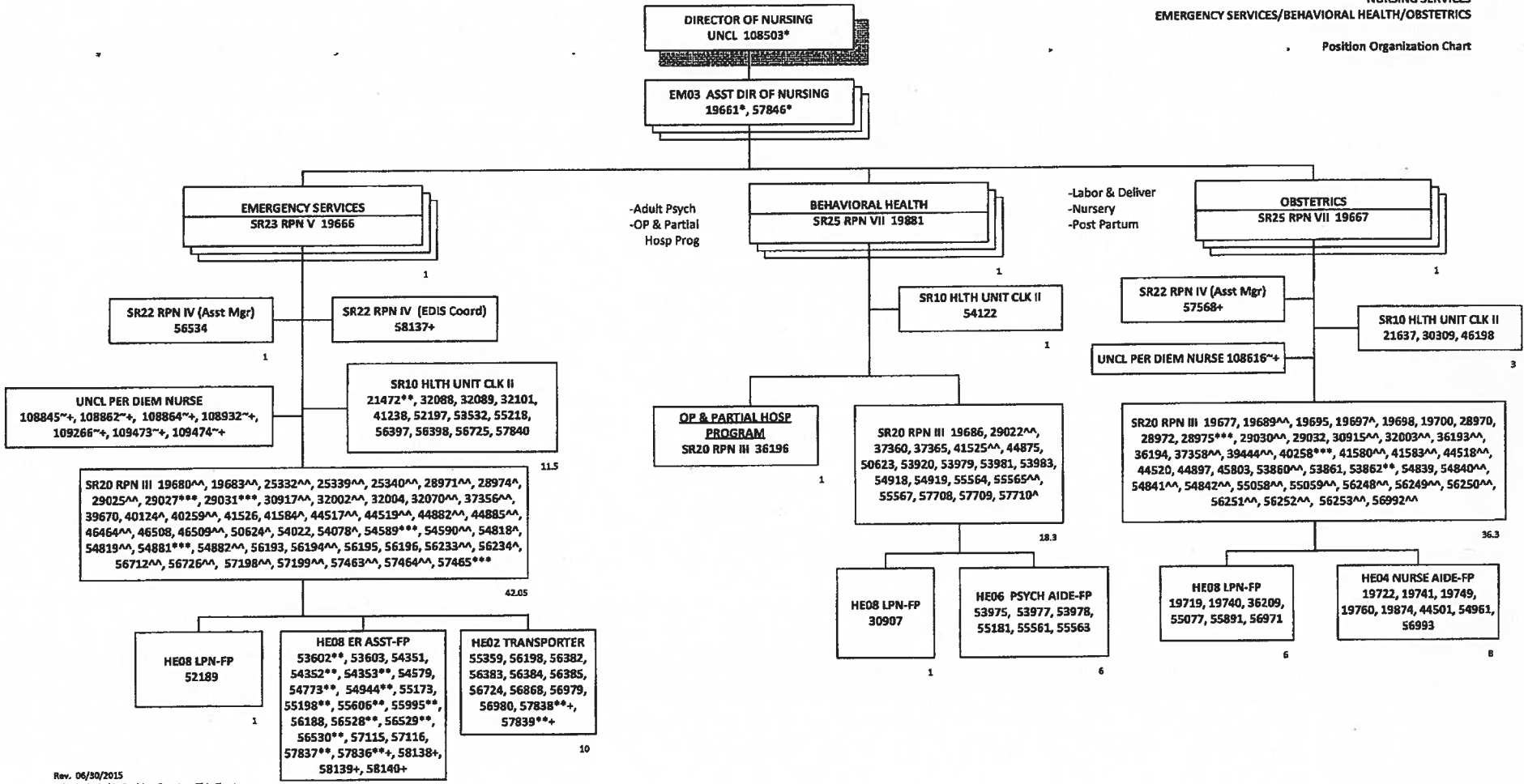
HE08 LPN-FP  
 29013, 29018

HE04 NURSE AIDE-FP  
 54828

UNCL PER DIEM NURSE  
 109336^+

Rev. 06/30/2015  
 \*Not Included in Position Count on This Chart  
 ^30% FTE  
 ^^50% FTE  
 ^^60% FTE  
 ^^90% FTE  
 +Temporary Position, Not Included in Position Count

Total Position FTE on This Chart: 119.4

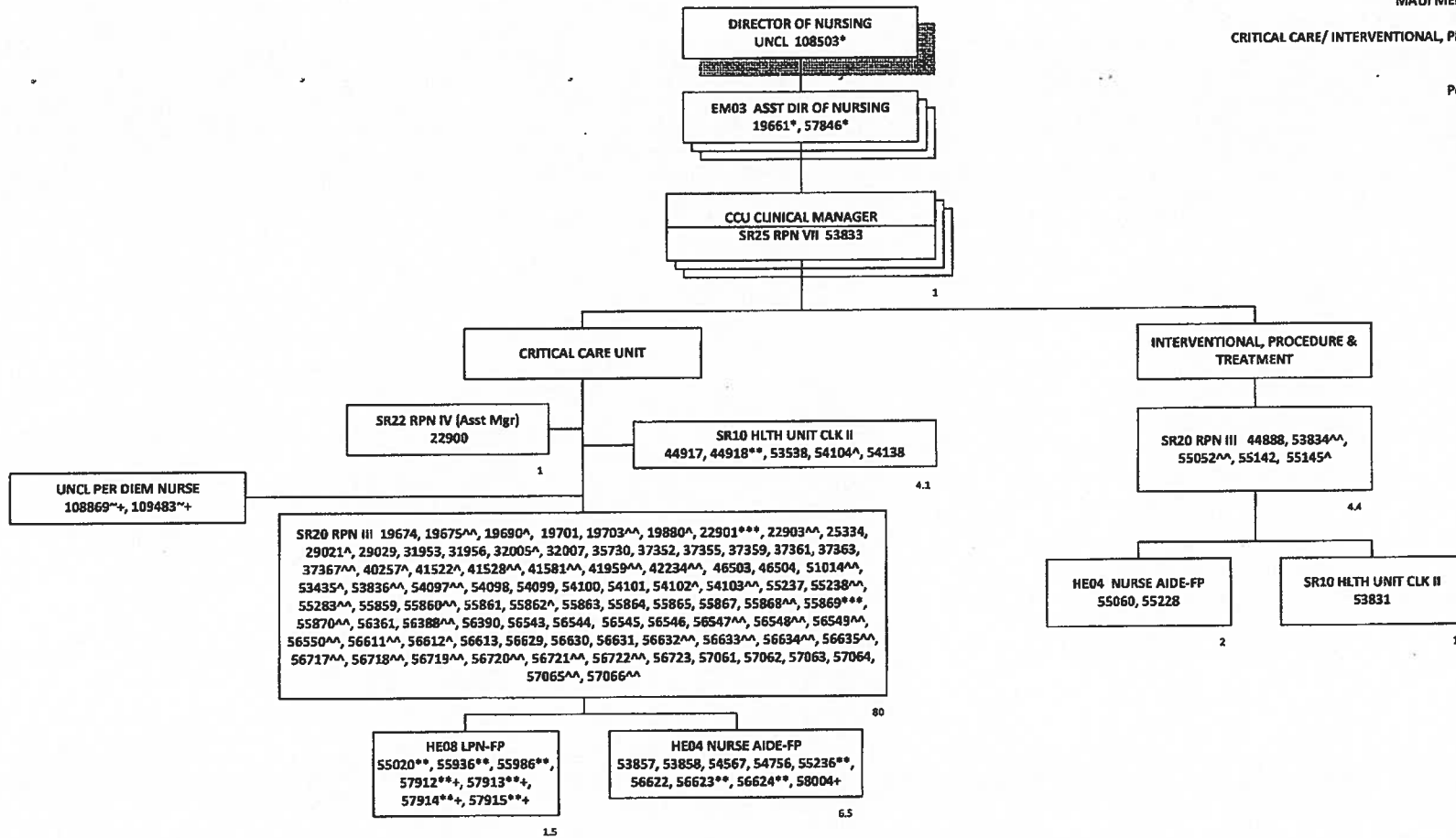


Rev. 06/30/2015  
 \*Not Included in Position Count on This Chart  
 -30% FTE  
 \*\*50% FTE  
 ^60% FTE  
 \*\*\*75% FTE  
 ^90% FTE  
 +Temporary Position, Not Included In Position Count

Total Position FTE on This Chart: 162.15



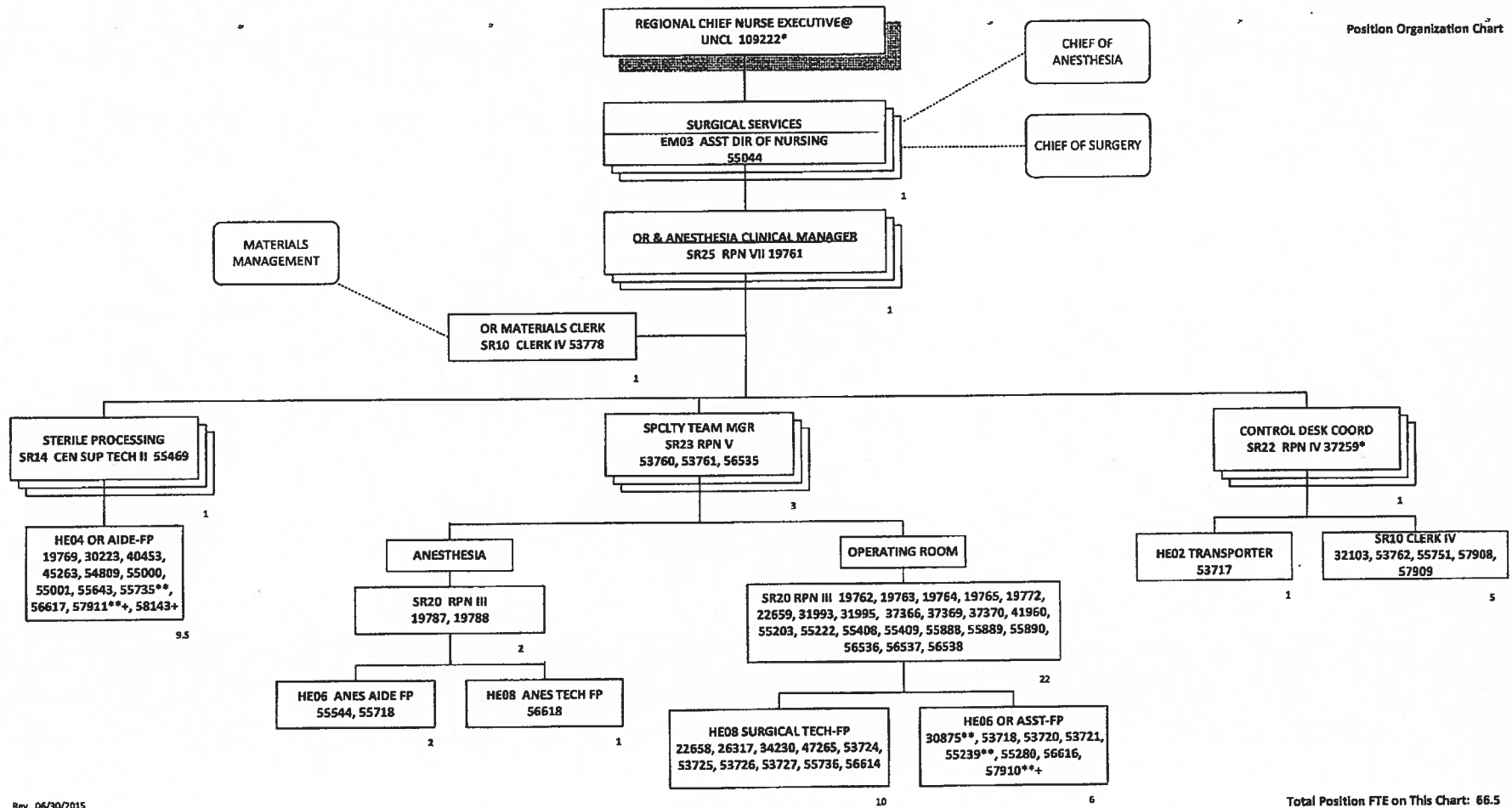
Position Organization Chart



Rev. 06/30/2015  
 \*Not Included in Position Count on This Chart  
 ^30% FTE  
 ^^50% FTE  
 ^60% FTE  
 \*\*\*75% FTE  
 ^^90% FTE  
 †Temporary Position, Not Included in Position Count

Total Position FTE on This Chart: 101.5

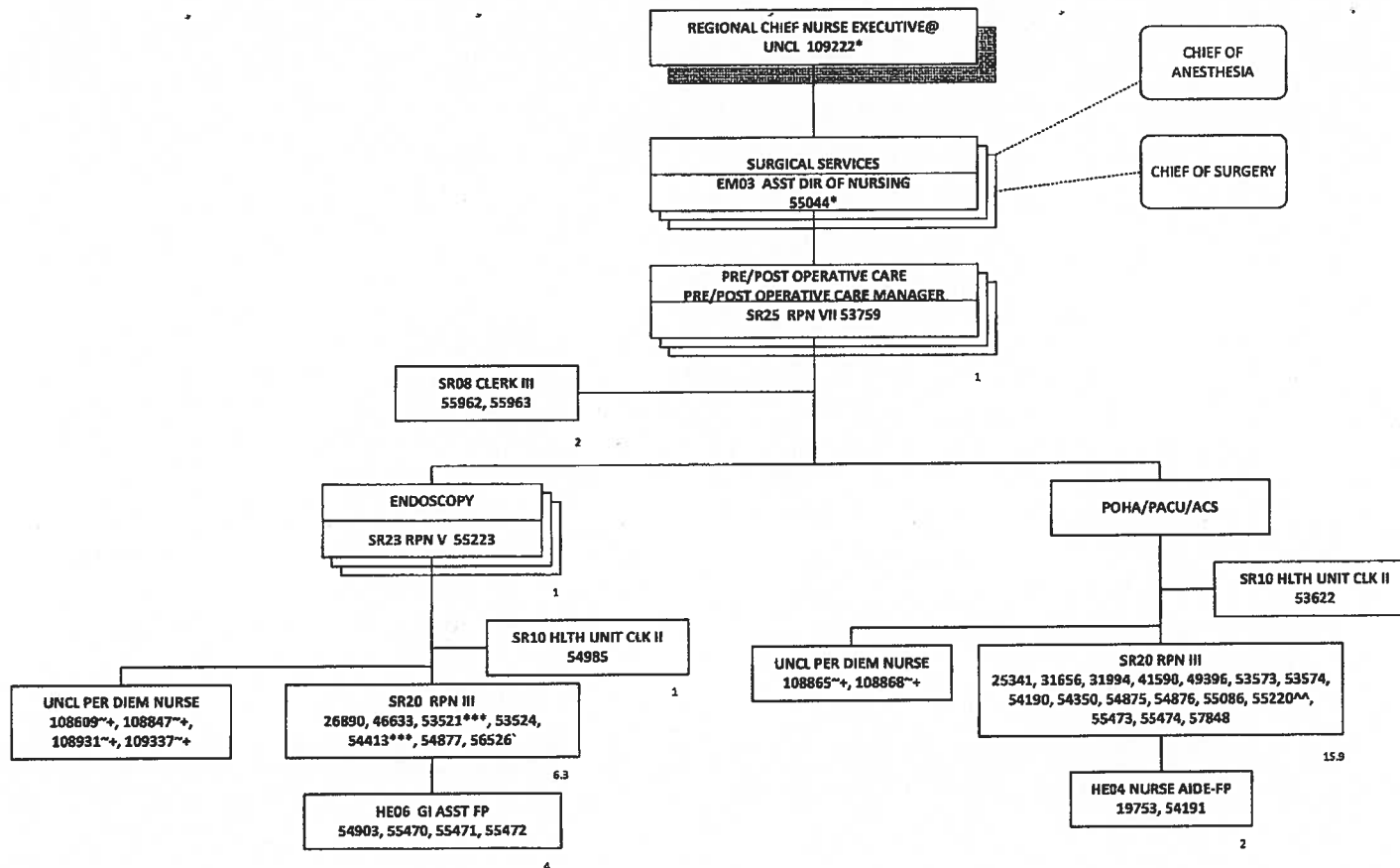
Position Organization Chart



Rev. 06/30/2015  
 \*Not Included in Position Count on This Chart  
 \*\*50% FTE  
 ^90% FTE  
 + Temporary Position, Not Included in Position Count  
 @ INCLUDES OVERSIGHT OF KULA HOSPITAL & LANAI COMMUNITY HOSPITAL

Total Position FTE on This Chart: 66.5

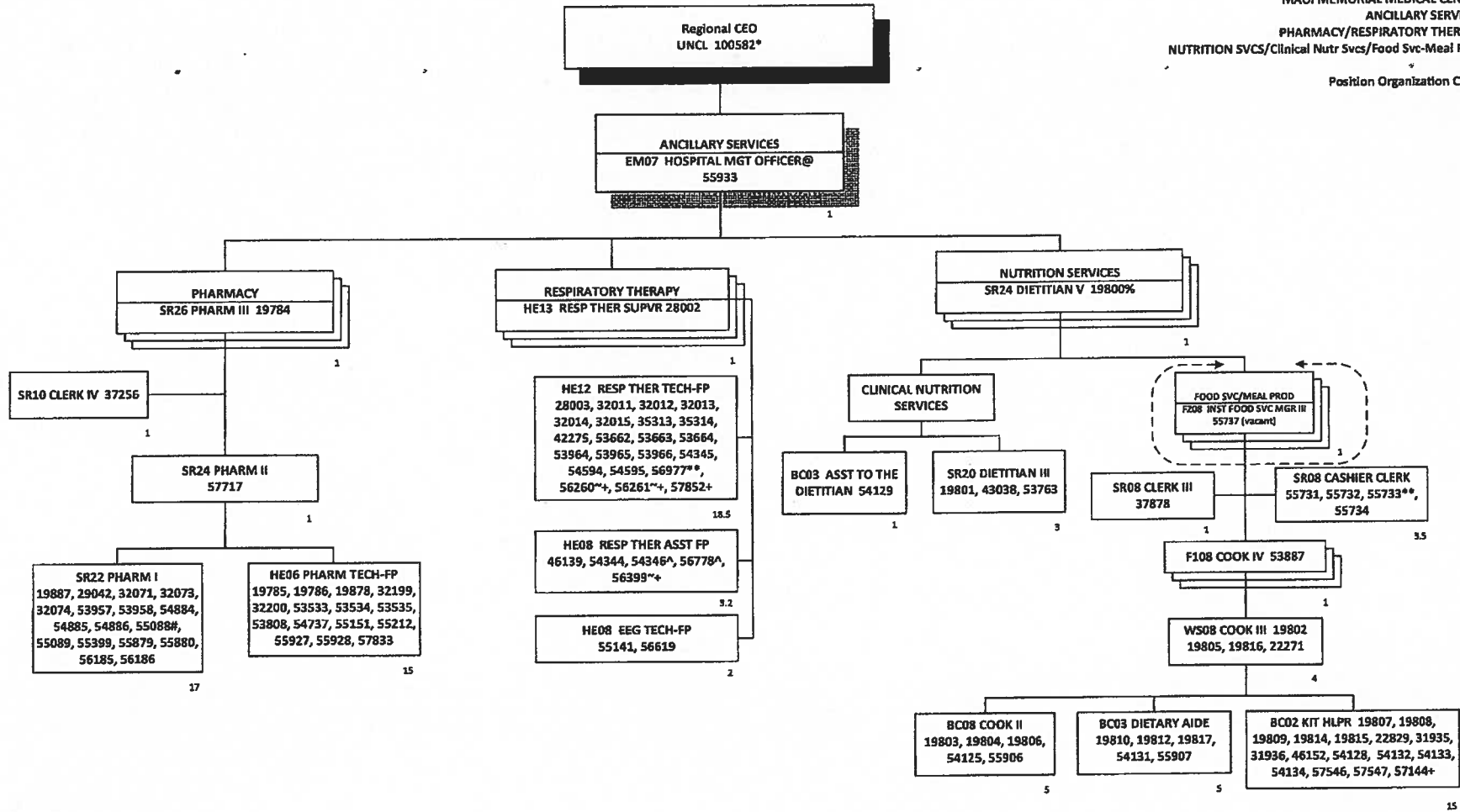
Position Organization Chart



Rev. 06/30/2015  
 Not Included in Position Count on This Chart  
 \*\*80% FTE  
 ^60% FTE  
 \*\*\*75% FTE  
 \*80% FTE  
 ^^90% FTE  
 + Temporary Position, Not Included in Position Count  
 @ INCLUDES OVERSIGHT OF KULA HOSPITAL & LANAI COMMUNITY HOSPITAL

Total Position FTE on This Chart: 34.2

Position Organization Chart



Rev. 06/30/2015

\*Not Included in Position Count on This Chart

-30% FTE

\*\*50% FTE

^60% FTE

%TEMPORARY REALLOCATION, NTE 12/31/2015

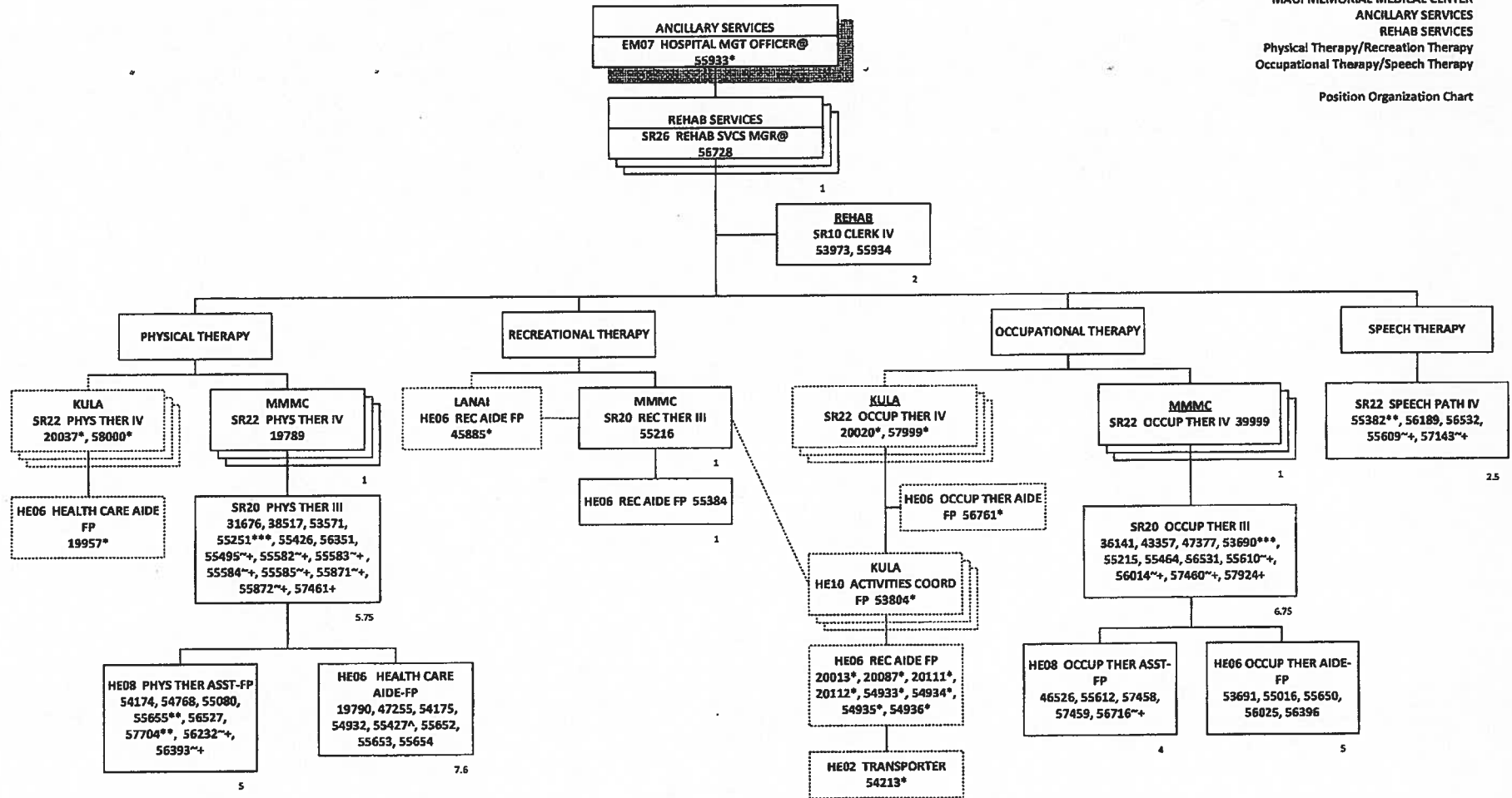
#Receives Oversight For Clinical Informatics Duties from the IS Specialist VI, position no. 57997

\*Temporary Position, Not Included in Position Count

@Includes providing assistance to KULA HOSPITAL & LANAI COMMUNITY HOSPITAL

Total Position FTE on This Chart: 101.2

Position Organization Chart



Rev. 06/30/2015

\*Not Included in Position Count on This Chart

\*\*30% FTE

\*\*\*50% FTE

\*\*\*\*60% FTE

\*\*\*\*\*75% FTE

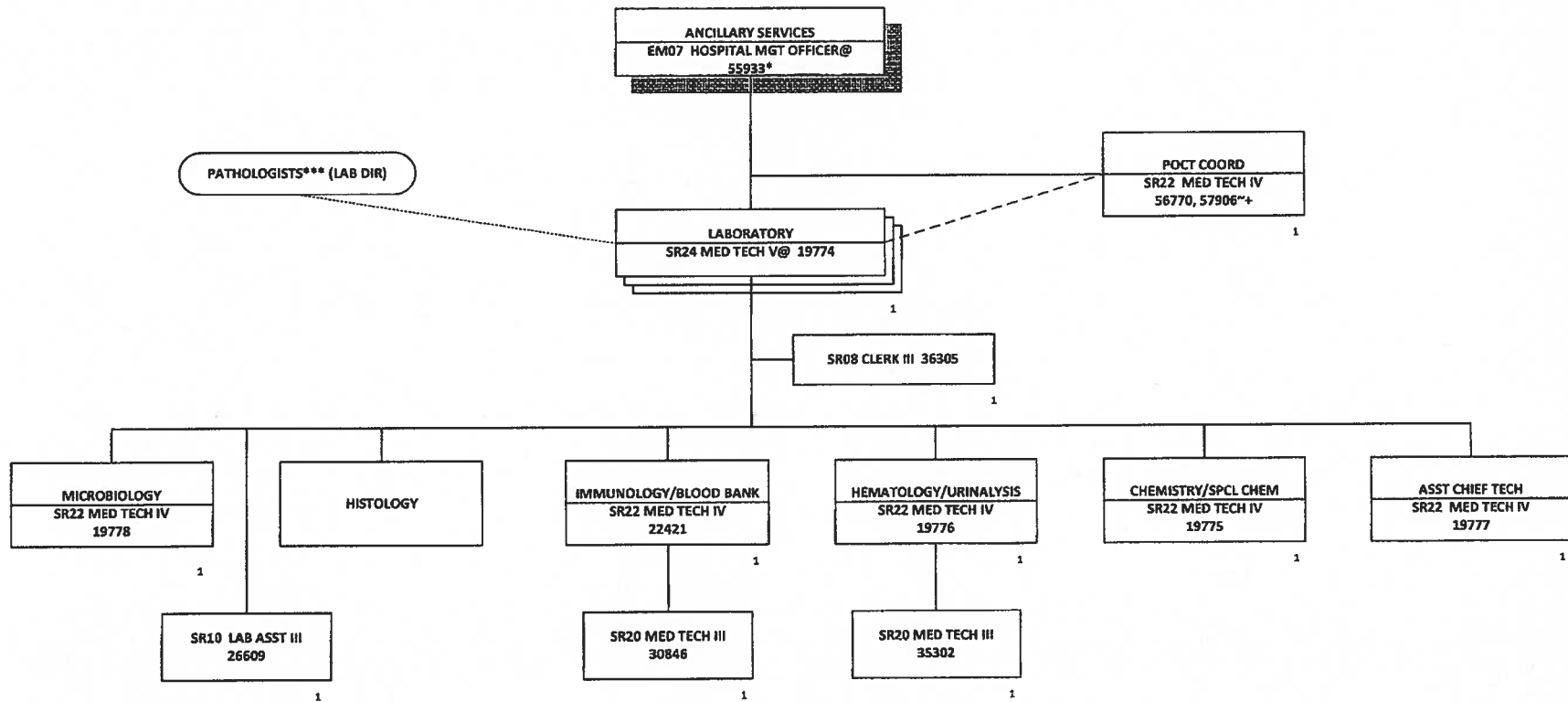
+Temporary Position, Not Included in Position Count

Dotted lines indicate technical oversight of Department or position

@Includes providing assistance to KULA HOSPITAL & LANAI COMMUNITY HOSPITAL

Total Position FTE on This Chart: 43.6

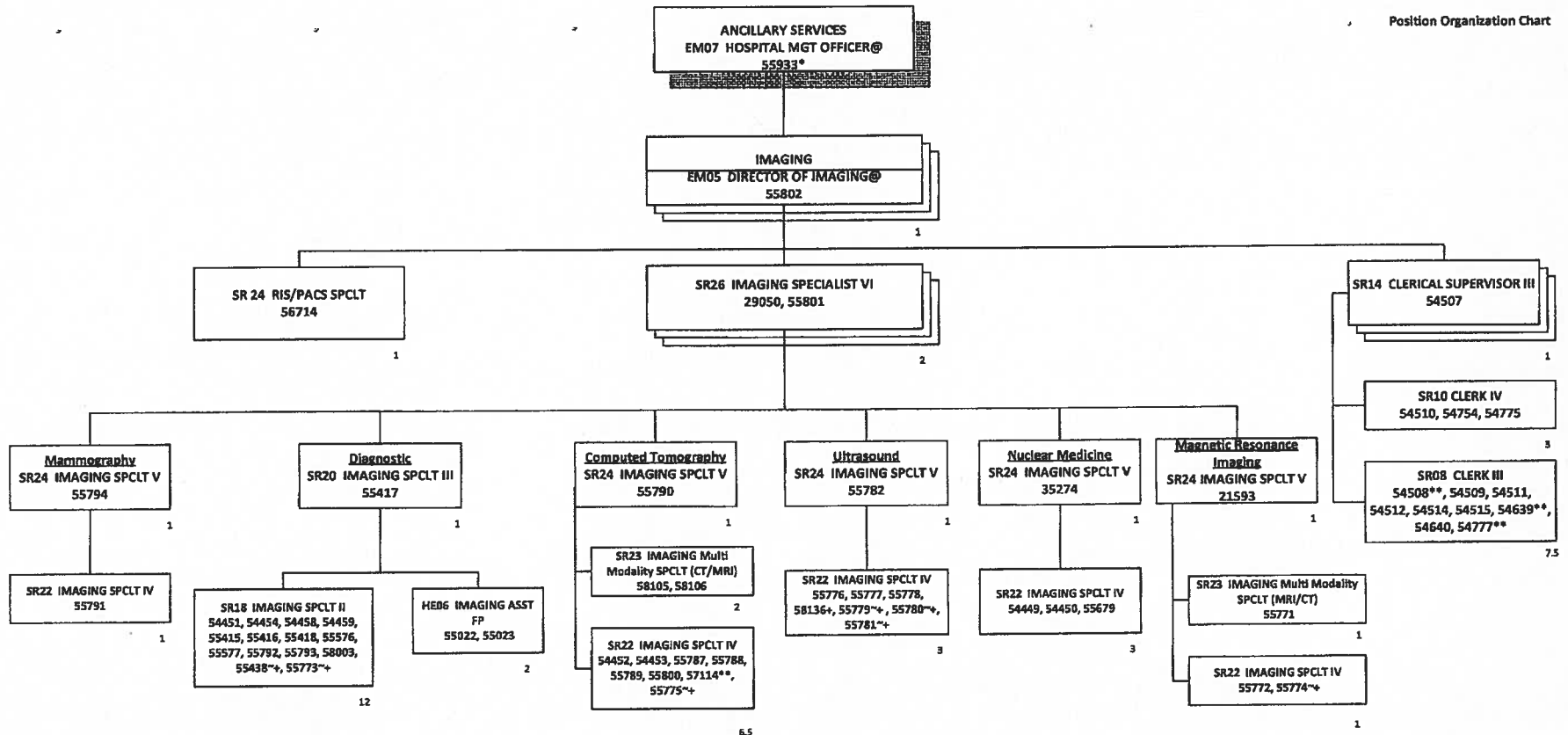
\*Position Organization Chart



Rev. 05/30/2015  
 \*Not Included in Position Count on This Chart  
 \*\*\*INDEPENDENT CONTRACTORS  
 †30% FTE  
 ‡Temporary Position, Not Included in Position Count  
 @Provides Direct Supervision to the Med Tech III's at Kūia Hospital & Lanai Community Hospital  
 Dotted line indicates technical oversight

Total Position FTE on This Chart: 11

Position Organization Chart



Rev. 06/20/2015

\*Not Included In Position Count on This Chart

\*\*30% FTE

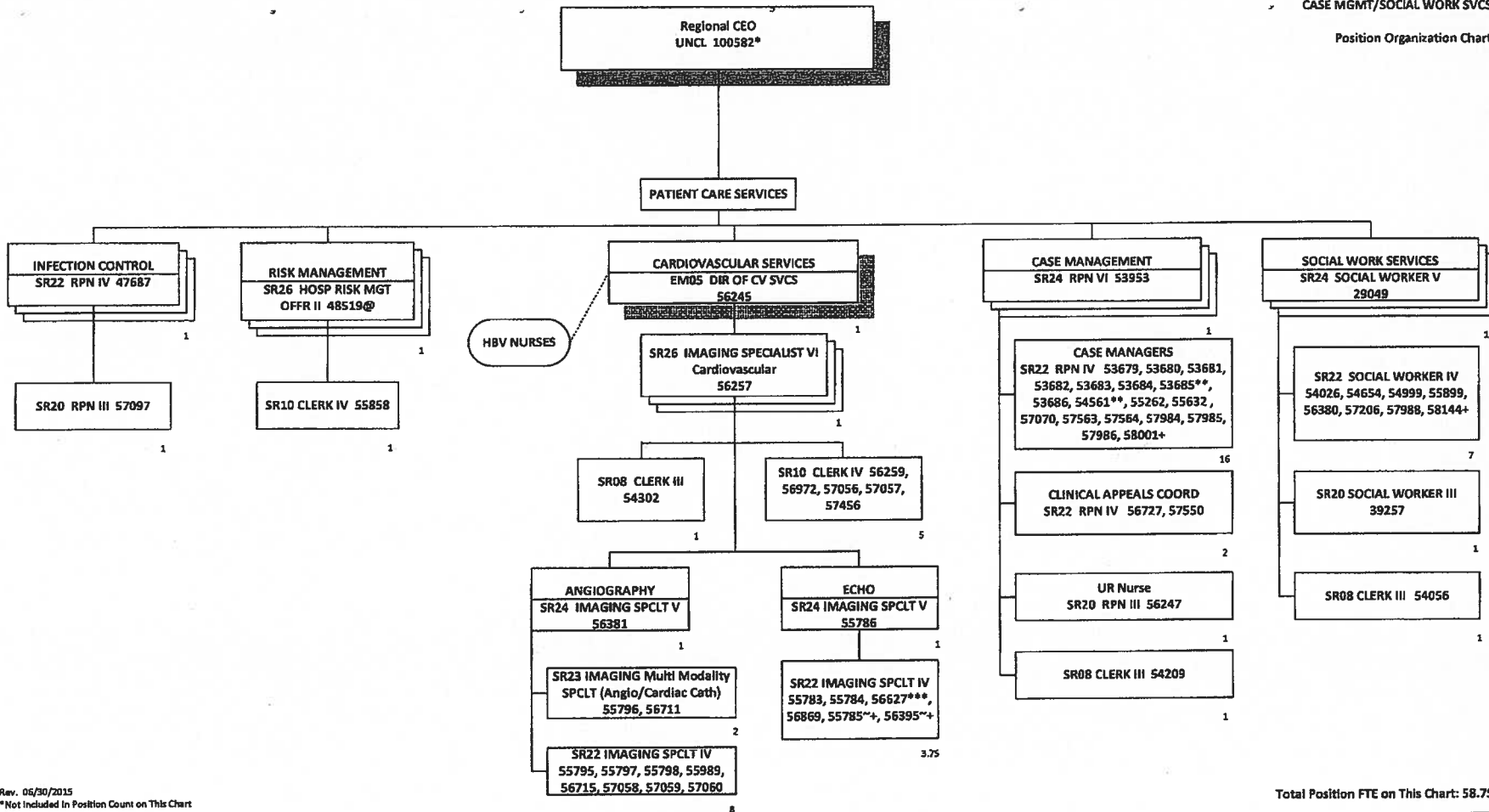
\*\* 50% FTE

+Temporary Position, Not Included In Position Count

@ Includes providing assistance to KULA HOSPITAL & LANAI COMMUNITY HOSPITAL

Total Position FTE on This Chart: 53

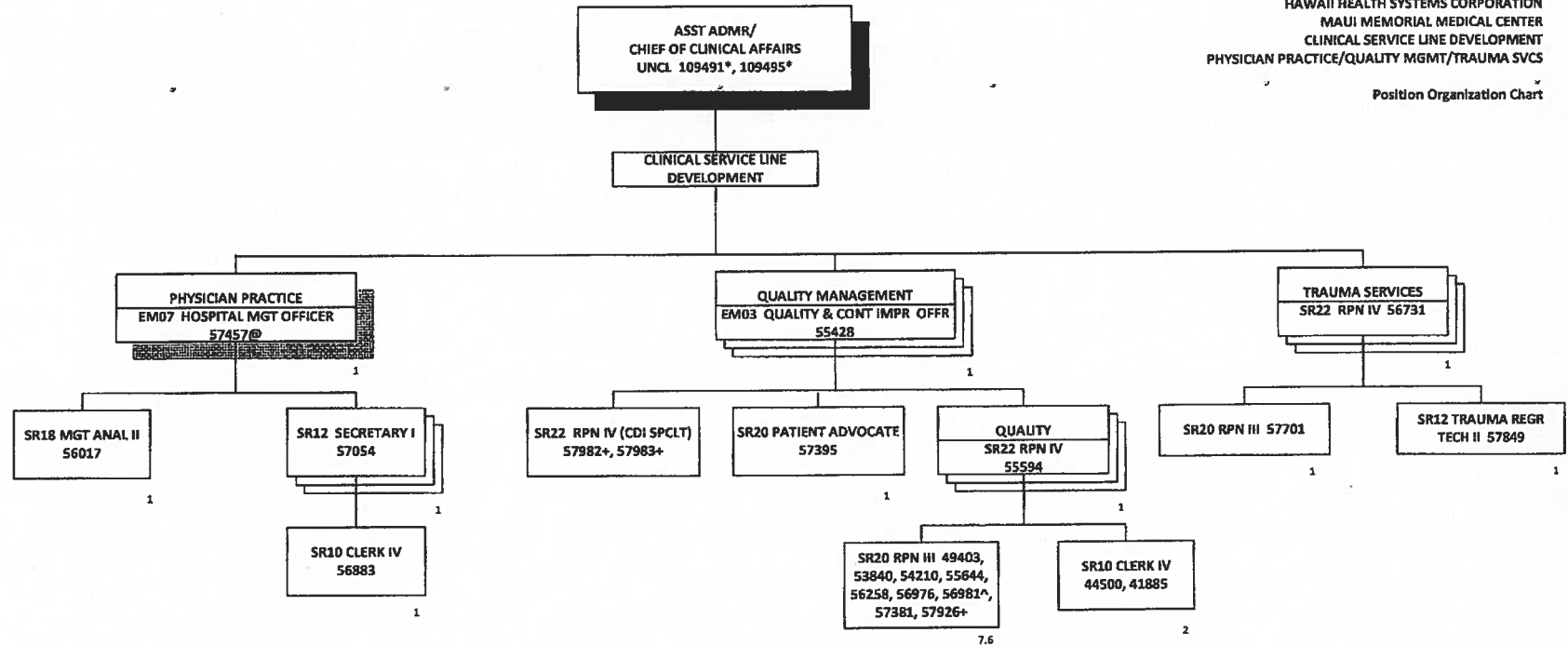
Position Organization Chart



Rev. 06/30/2015  
 \*Not Included In Position Count on This Chart  
 ~30% FTE  
 \*\*50% FTE  
 \*\*\*75% FTE  
 † Temporary Position, Not Included In Position Count  
 Dotted Line Indicates Technical Oversight  
 @ Includes providing assistance to KULA HOSPITAL & LANAI COMMUNITY HOSPITAL

Total Position FTE on This Chart: 58.75

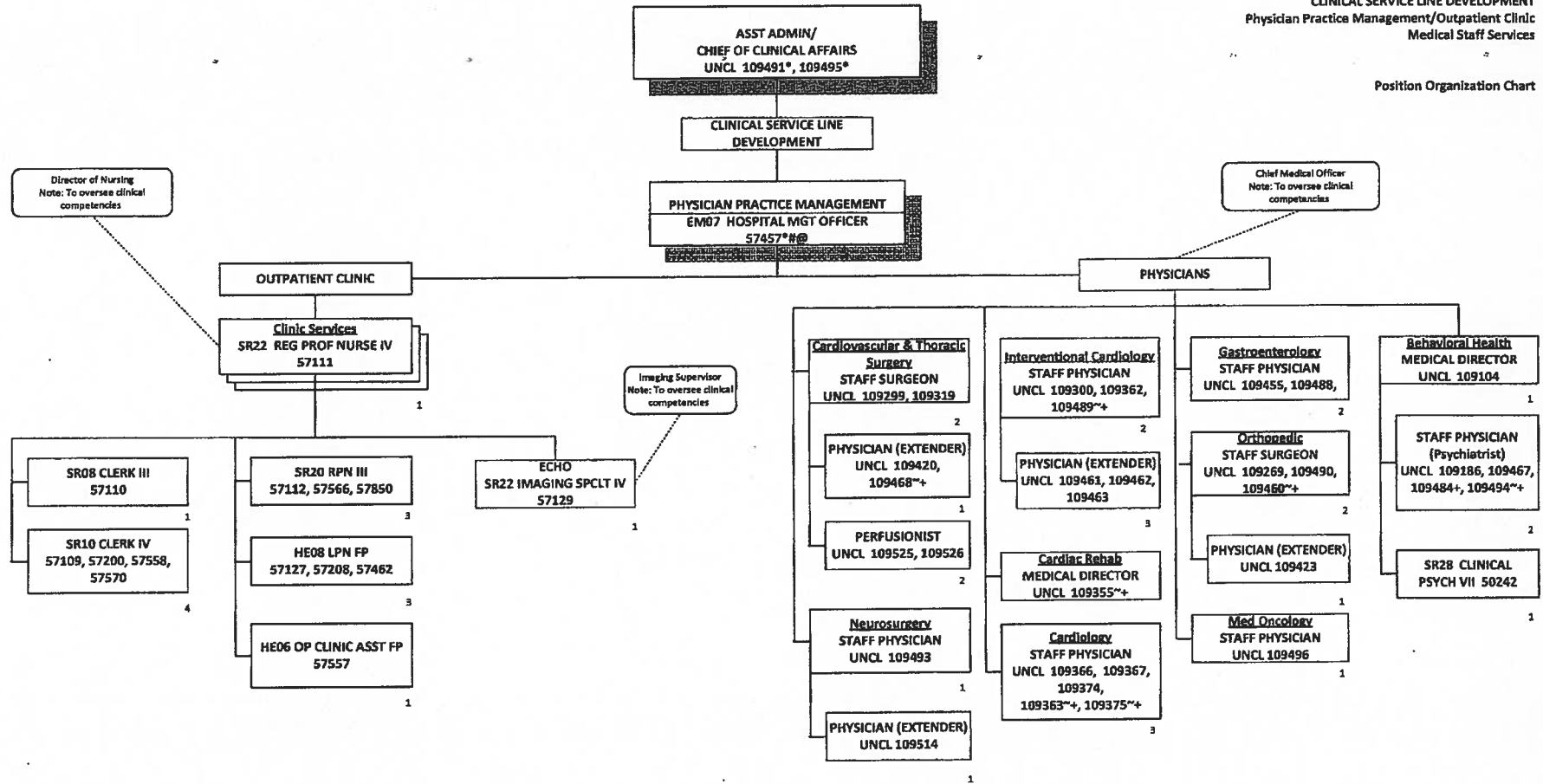




Rev. 06/30/2015  
 \*Not Included in Position Count on This Chart  
 \*60% FTE  
 + Temporary Position, Not Included in Position Count  
 @ REGIONAL DUTIES

Total Position FTE on This Chart: 19.6

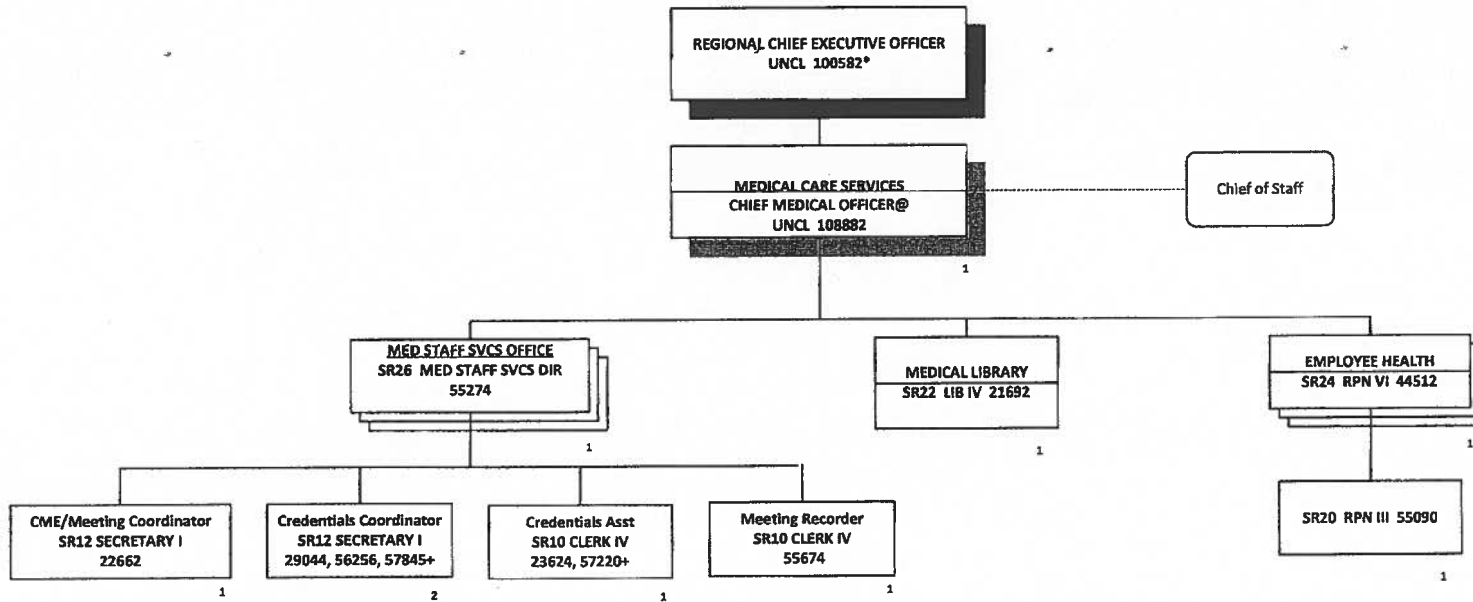
Position Organization Chart



Rev. 06/30/2015  
 \*Not Included in Position Count on This Chart  
 ~30% FTE  
 +Temporary Position, Not Included in Position Count  
 #Includes administrative responsibilities for the Physicians and Clinic Services  
 Dotted lines indicates clinical oversight  
 @Includes providing assistance for Kula Hospital and Clinic and Lanai Community Hospital

Total Position FTE on This Chart: 39

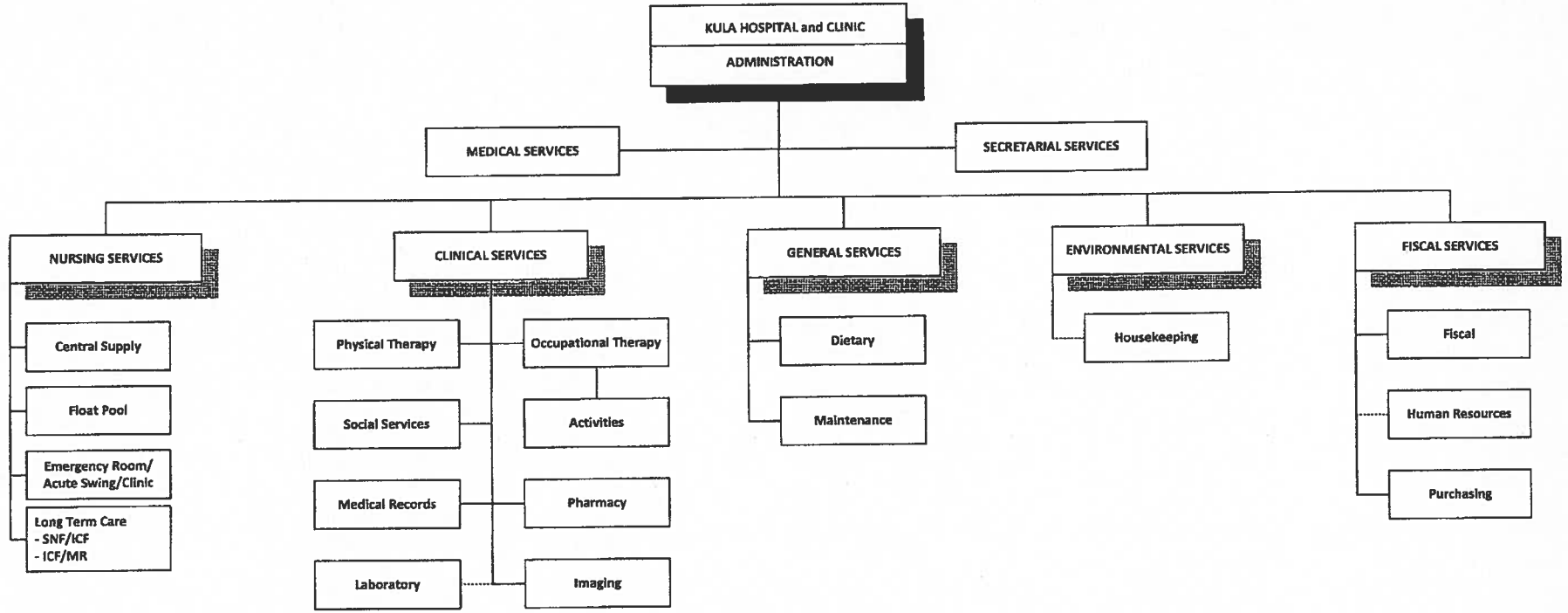
Position Organization Chart



Rev. 06/30/2015  
 \*Not Included in Position Count on This Chart  
 +Temporary Position, Not Included in Position Count  
 @INCLUDES OVERSIGHT OF KULA HOSPITAL & LANAI COMMUNITY HOSPITAL

Total Position FTE on This Chart: 10

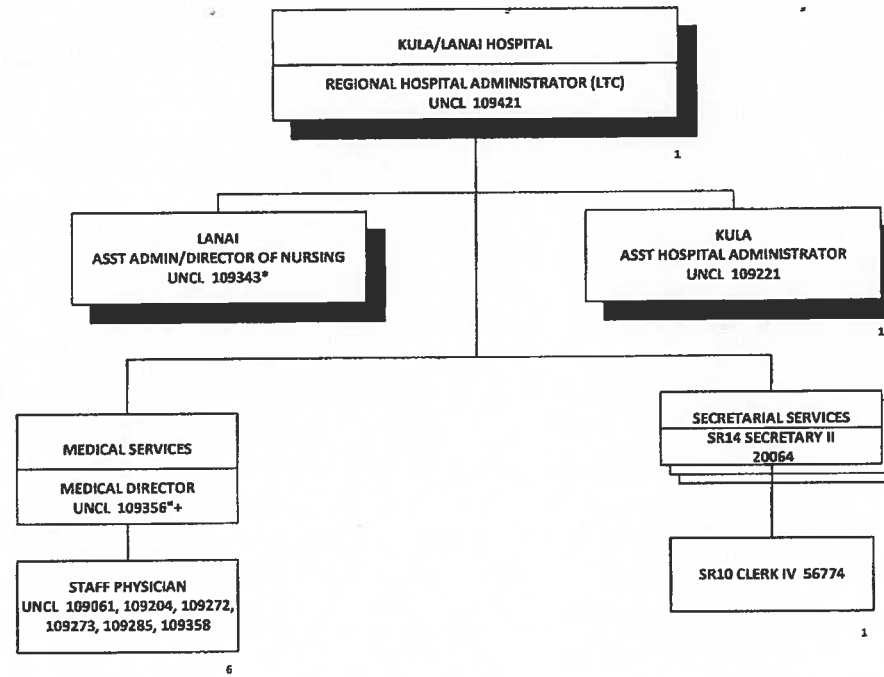
HAWAII HEALTH SYSTEMS CORPORATION  
 KULA HOSPITAL and CLINIC  
 ORGANIZATION CHART



Rev. 06/30/2015  
 Dotted Line Indicates Direct Report to MMHC

TOTAL PERMANENT FTE OF POSITIONS: 202.50

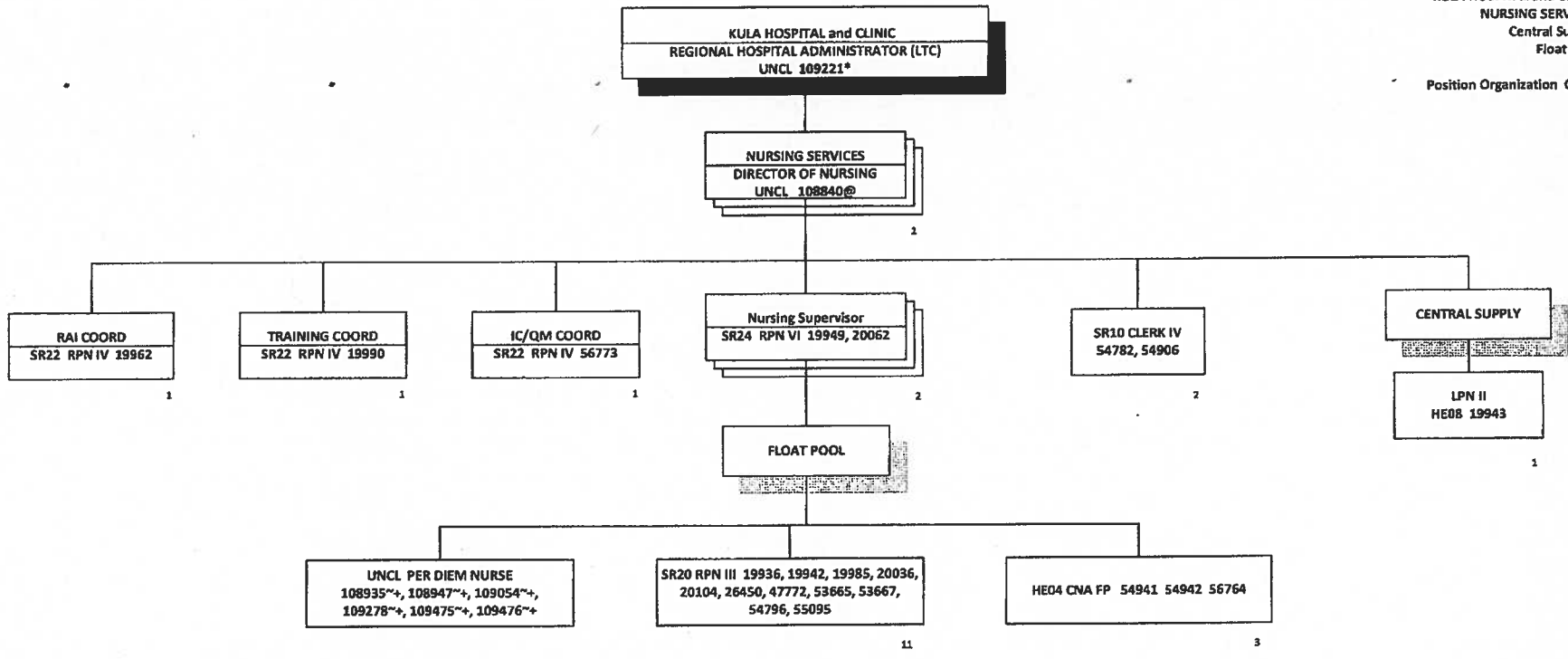
Position Organization Chart



Rev. 06/30/2015  
 \*48% FTE  
 + TEMPORARY POSITION, NOT INCLUDED IN POSITION COUNT

Total Position FTE on This Chart: 10

Position Organization Chart

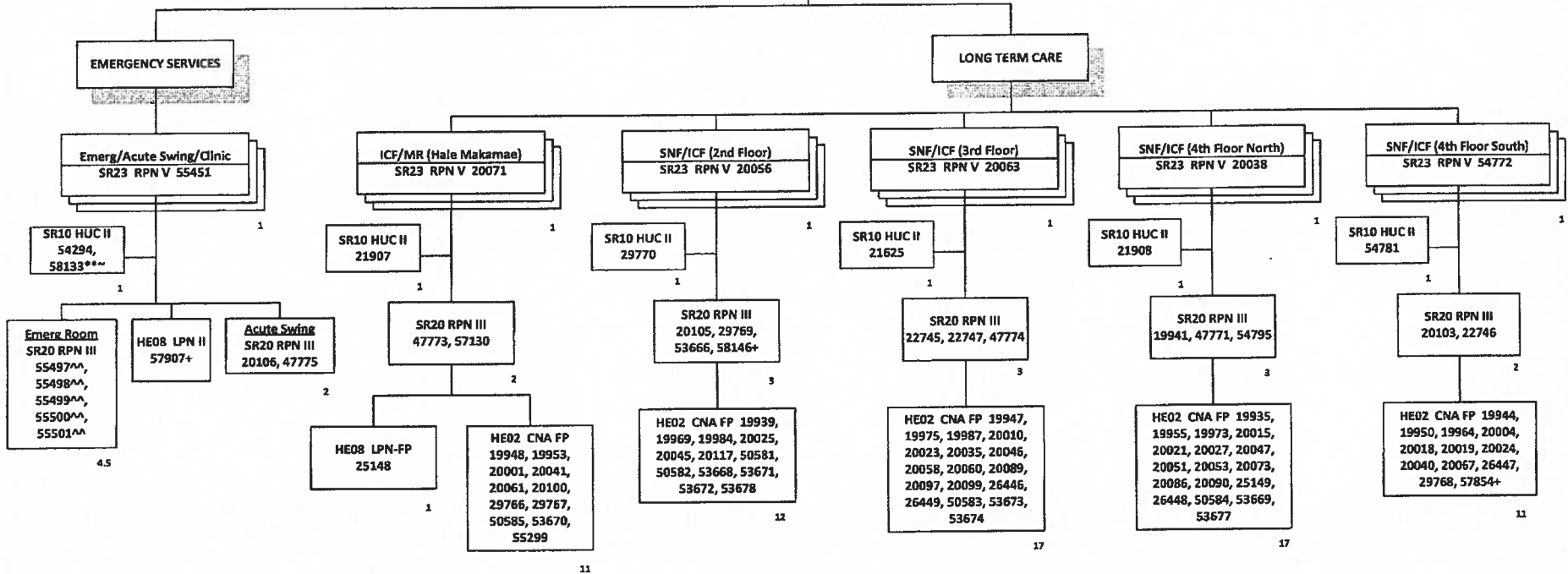


Rev. 06/30/2015  
 \*Not Included in Position Count on This Chart  
 ~30% FTE  
 +Temporary Position, Not Included in Position Count  
 @Position Receives Technical Oversight from the Regional Chief Nurse Executive, Position No. 109222 Located at Maui Memorial Medical Center

Total Position FTE on This Chart: 23

KULA HOSPITAL and CLINIC  
 REGIONAL HOSPITAL ADMINISTRATOR (LTC)  
 UNCL 109221\*

NURSING SERVICES  
 DIRECTOR OF NURSING  
 UNCL 108840@\*



Rev. 06/30/2015

\*Not Included in Position Count on This Chart

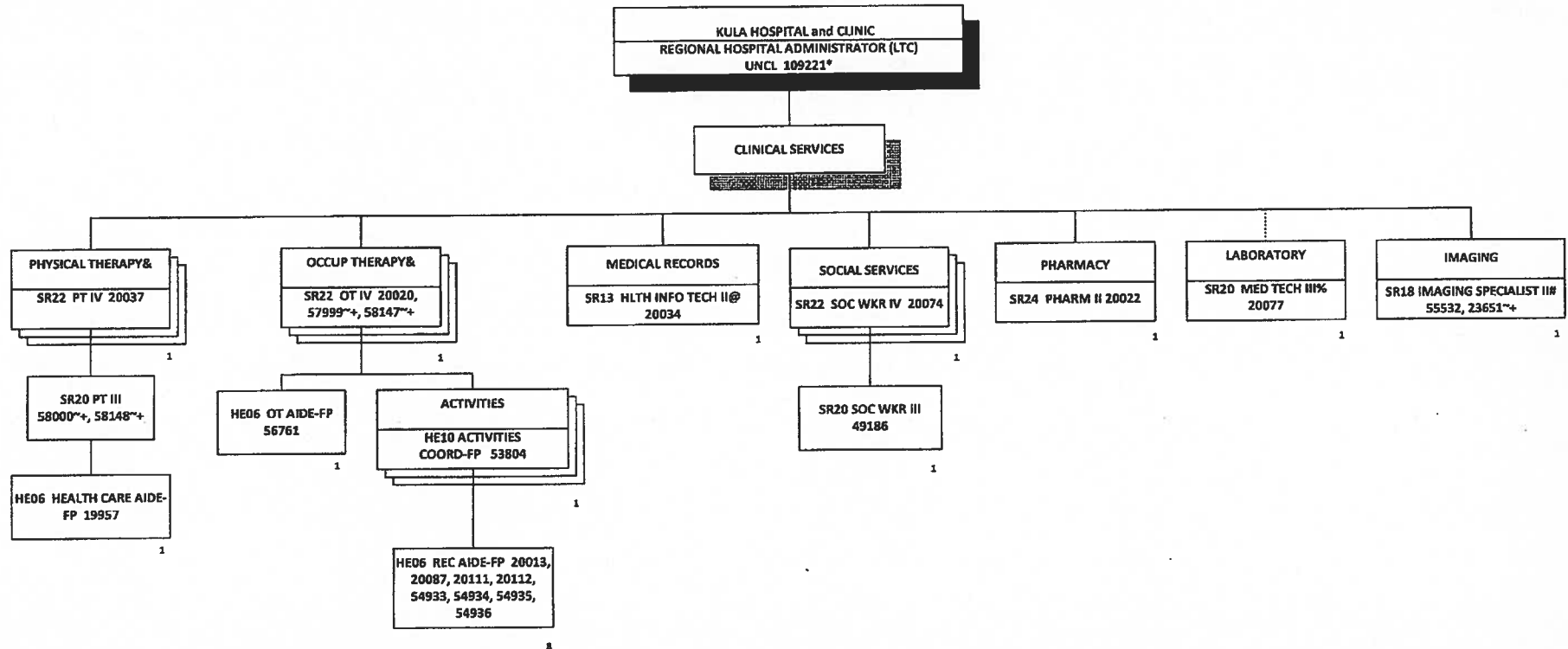
\*\*50% FTE

^^90% FTE

~Temporary Position, Not Included in Position Count

@Position Receives Technical Oversight From the Regional Chief Nurse Executive, Position No. 109222 Located at Maui Memorial Medical Center

Total Position FTE on This Chart: 100.5



Rev. 06/30/2015

\*Not Included in Position Count on This Chart

~30% FTE

@Temporary Position, Not Included in Position Count

@Positions Receive Technical Supervision from the Rehab Svcs Manager, Position No. 56728, Located at Maui Memorial Medical Center

@Position Receives Technical Supervision from the Health Information Administrator, Position No. 19791, Located at Maui Memorial Medical Center

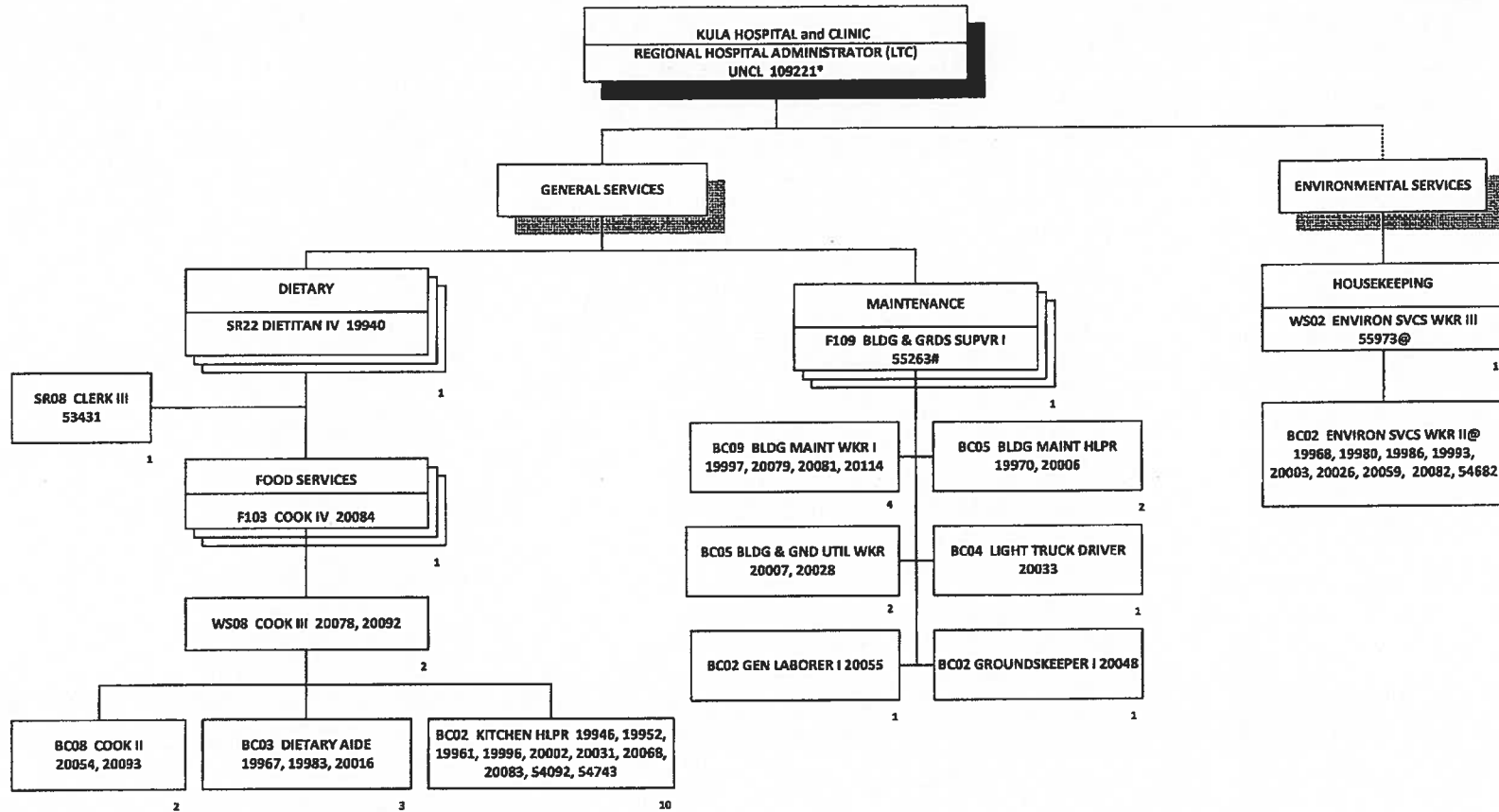
#Position Reports to the Med Tech V, Position No. 19774, Located at Maui Memorial Medical Center

#Positions Receive Technical Supervision from the Director of Imaging, Position No. 55802, Located at Maui Memorial Medical Center

Total Position FTE on This Chart: 19



Position Organization Chart



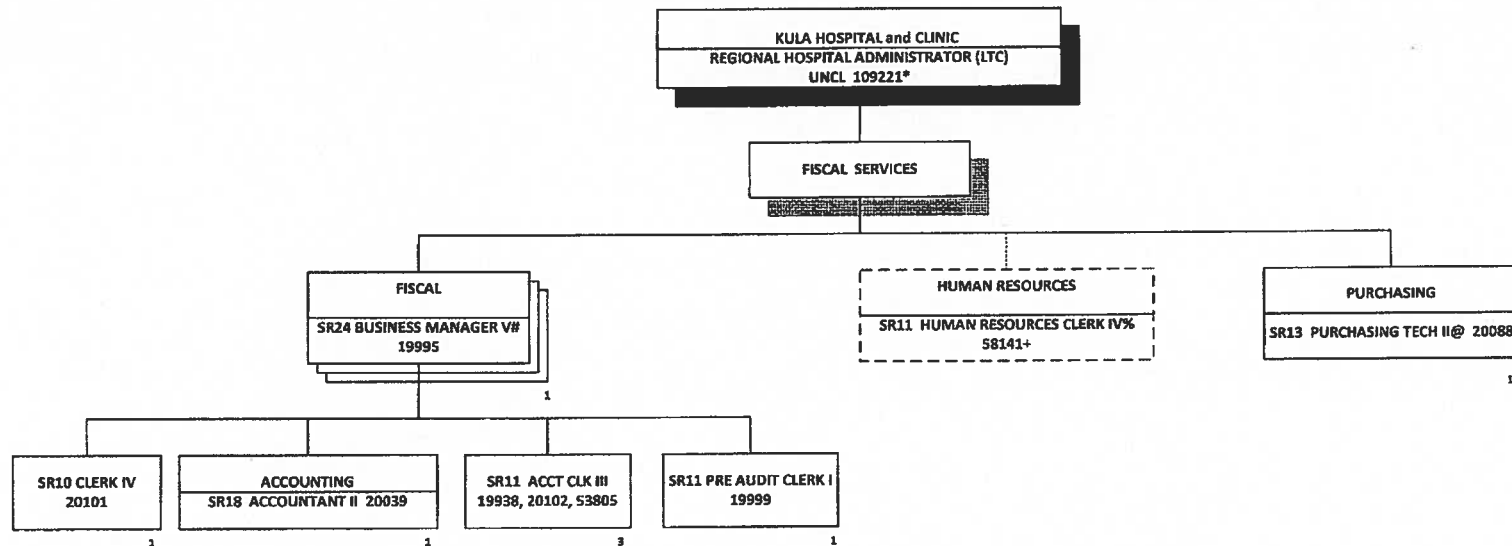
Rev. 06/30/2015

\*Not Included In Position Count on This Chart

#Position Receives Technical Supervision from the Facilities Operations Manager, Position No. 55971, Located at Maui Memorial Medical Center

@Positions Report to the Environmental Services Superintendent I, Position No. 55132, Located at Maui Memorial Medical Center

Total Position FTE on This Chart: 42



Rev. 06/30/2015

\*Not Included in Position Count on This Chart

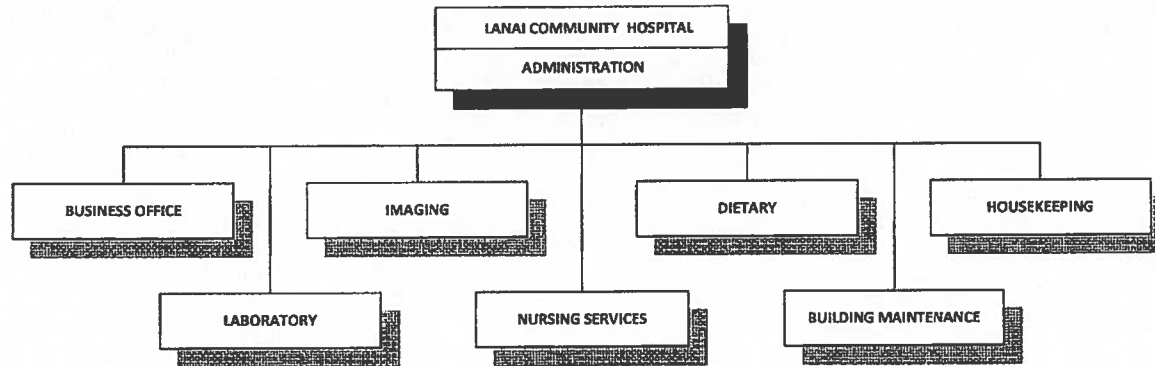
# Position Receives Technical Oversight From the Fiscal Management Officer, Position No. 55252, Located at Maui Memorial Medical Center

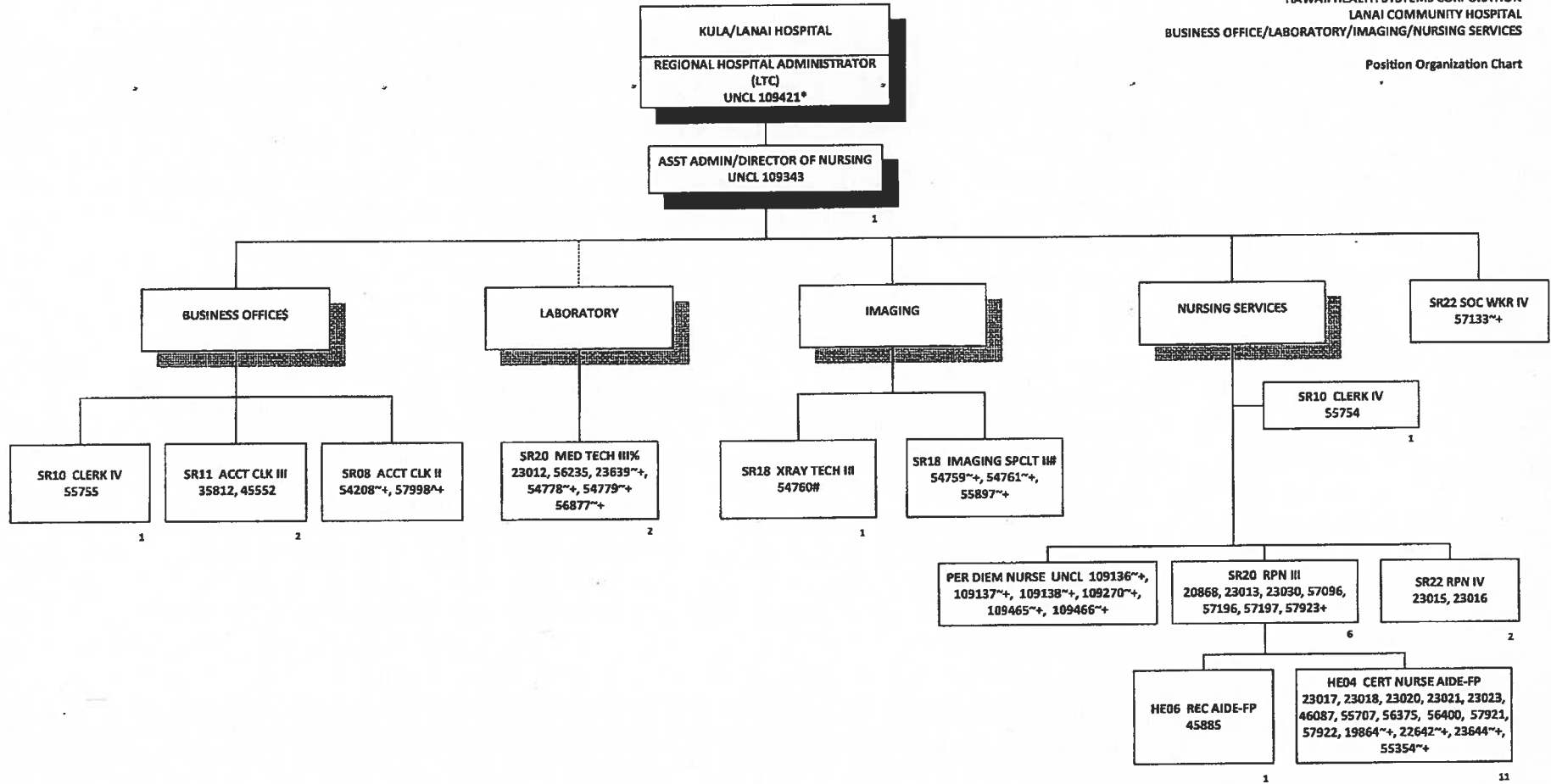
% Position Reports to the Human Resources Specialist V, Position No. 55075, Located at Maui Memorial Medical Center

@ Position Receives Technical Oversight From the Materials Management Specialist V, Position No. 55348, Located at Maui Memorial Medical Center

Total Position FTE on This Chart: 8

HAWAII HEALTH SYSTEMS CORPORATION  
LANAI COMMUNITY HOSPITAL  
ORGANIZATION CHART





Rev. 06/30/2015

\*Not Included In Position Count on This Chart

\*\*30% FTE

\*\*60% FTE

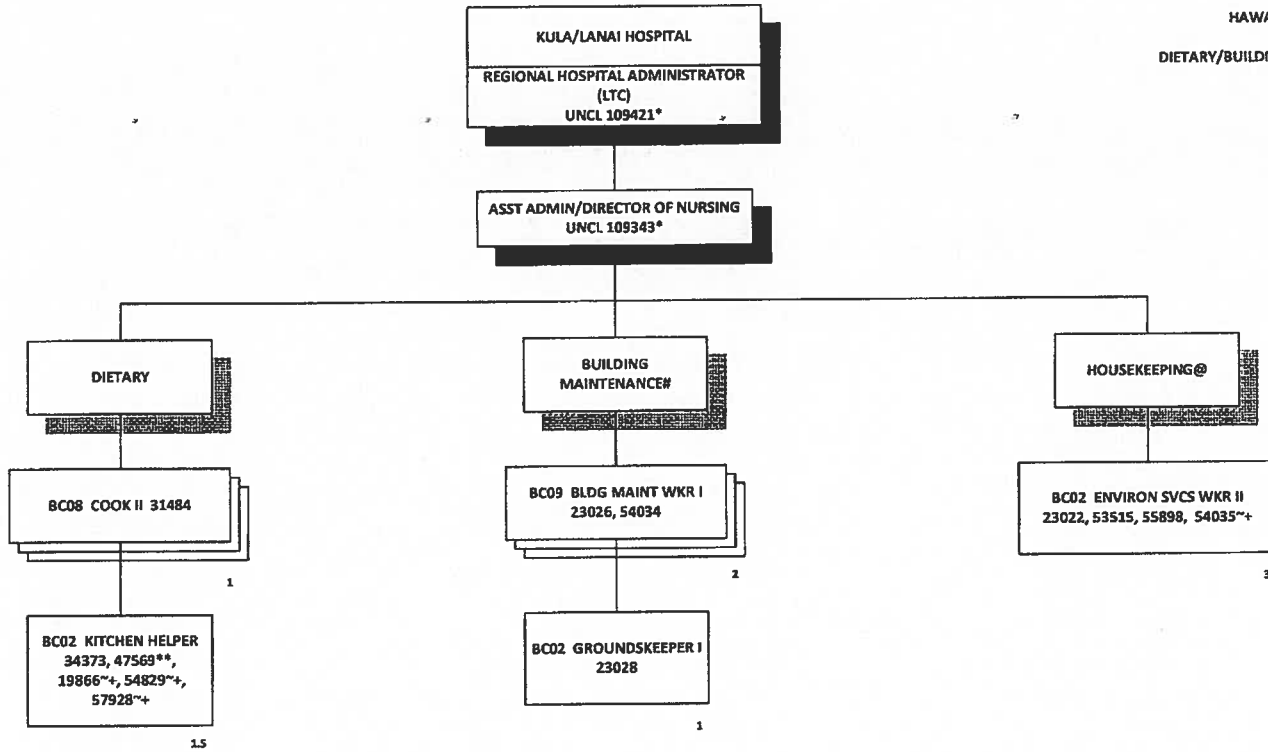
+ Temporary Position, Not Included in Position Count

\$ Positions Receive Technical Oversight from the Fiscal Officer I, Position No. 55252, Located at Maui Memorial Medical Center

# Positions Report to the Med Tech V, Position No. 19774 Located at Maui Memorial Medical Center

@ Positions Receive Technical Supervision from the Director of Imaging, Position No. 55802 Located at Maui Memorial Medical Center

Total Position FTE on This Chart: 28



Rev. 06/30/2015

\*Not Included in Position Count on This Chart

~30% FTE

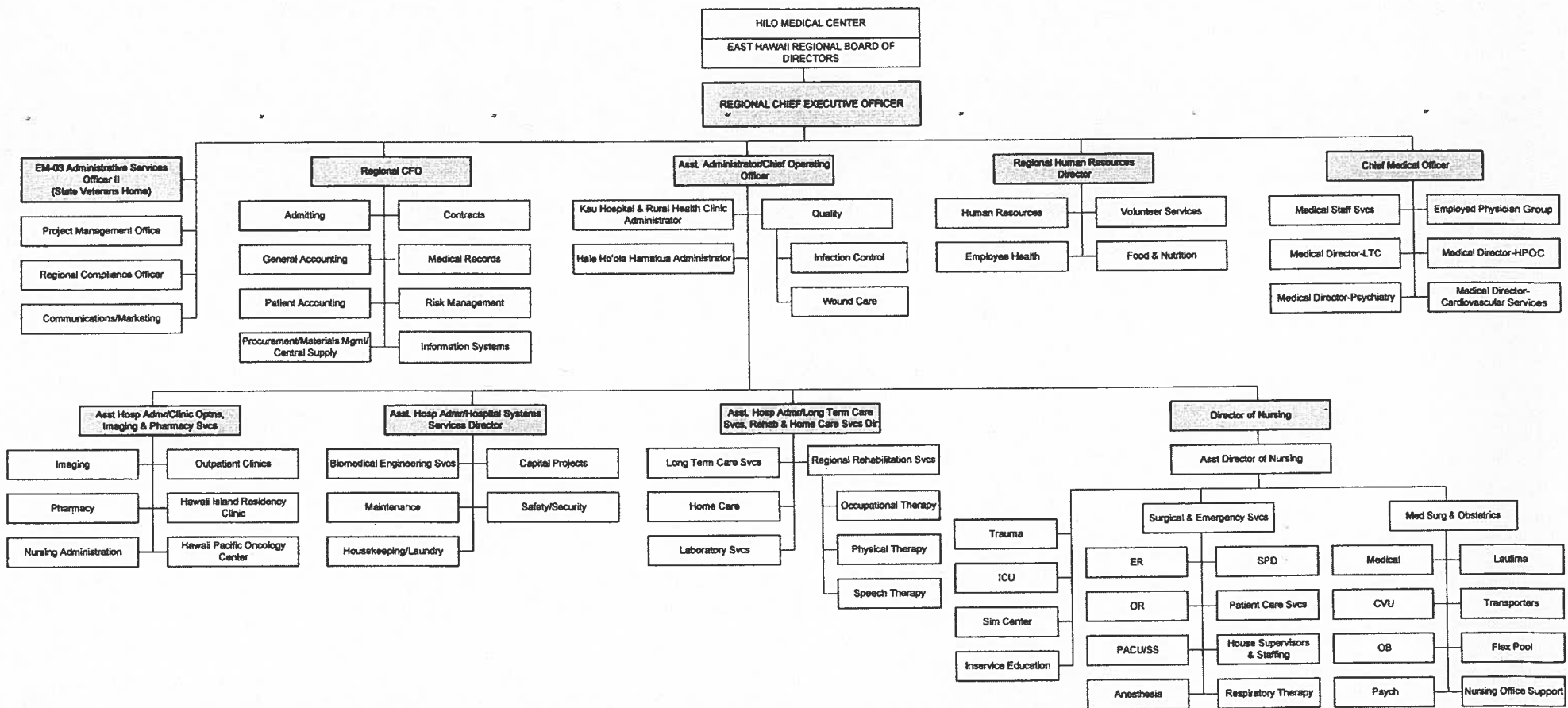
\*\*50% FTE

+ Temporary Position, Not Included in Position Count

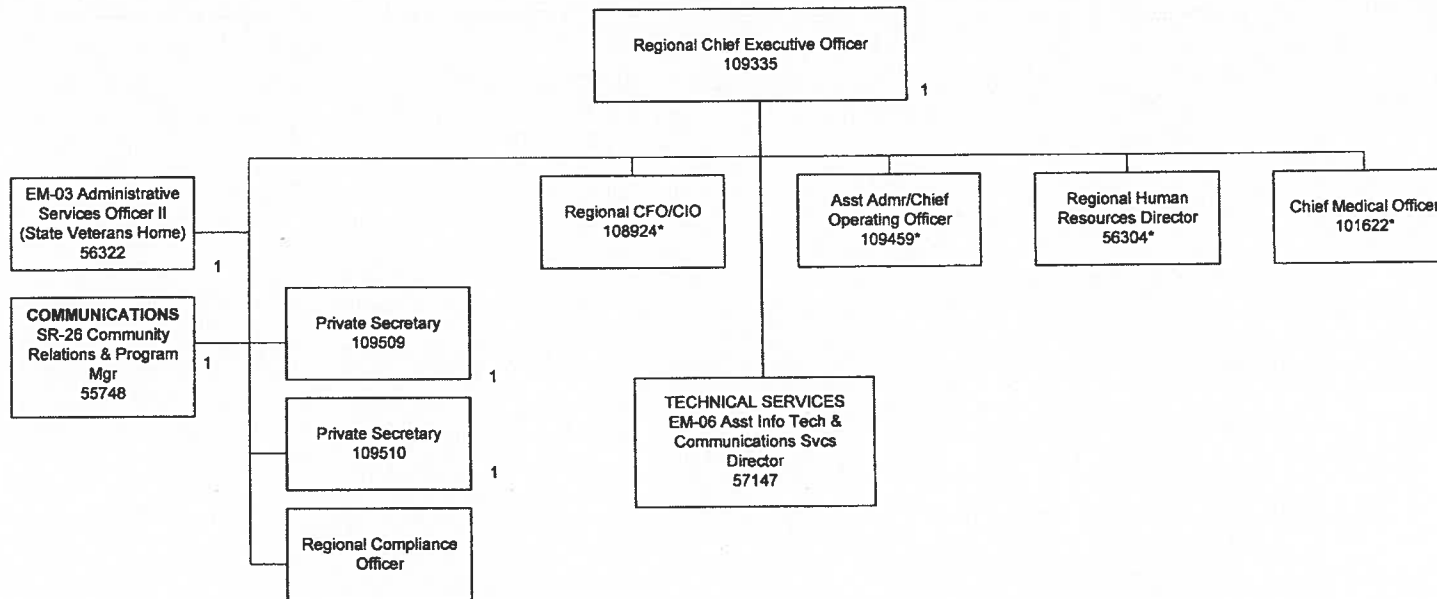
#Positions Receive Technical Supervision from the Facilities Operations Manager, Position No. 55971, Located at Maui Memorial Medical Center

@Positions Receive Technical Supervision from the Environmental Services Superintendent II, Position No. 55192, Located at Maui Memorial Medical Center

Total Position FTE on This Chart : 8.5



STATE OF HAWAII  
HAWAII HEALTH SYSTEMS  
CORPORATION  
HILO MEDICAL CENTER  
MED STAFF SERVICES/MEDICAL  
DIRECTORS/PHYSICIANS  
Position Organization Chart



Updated: 10/07; 2/08; 12/08; 10/09; 3/10; 5/10; 2/11; 8/11; 7/12; 11/12, 3/14  
2/15, 7/15

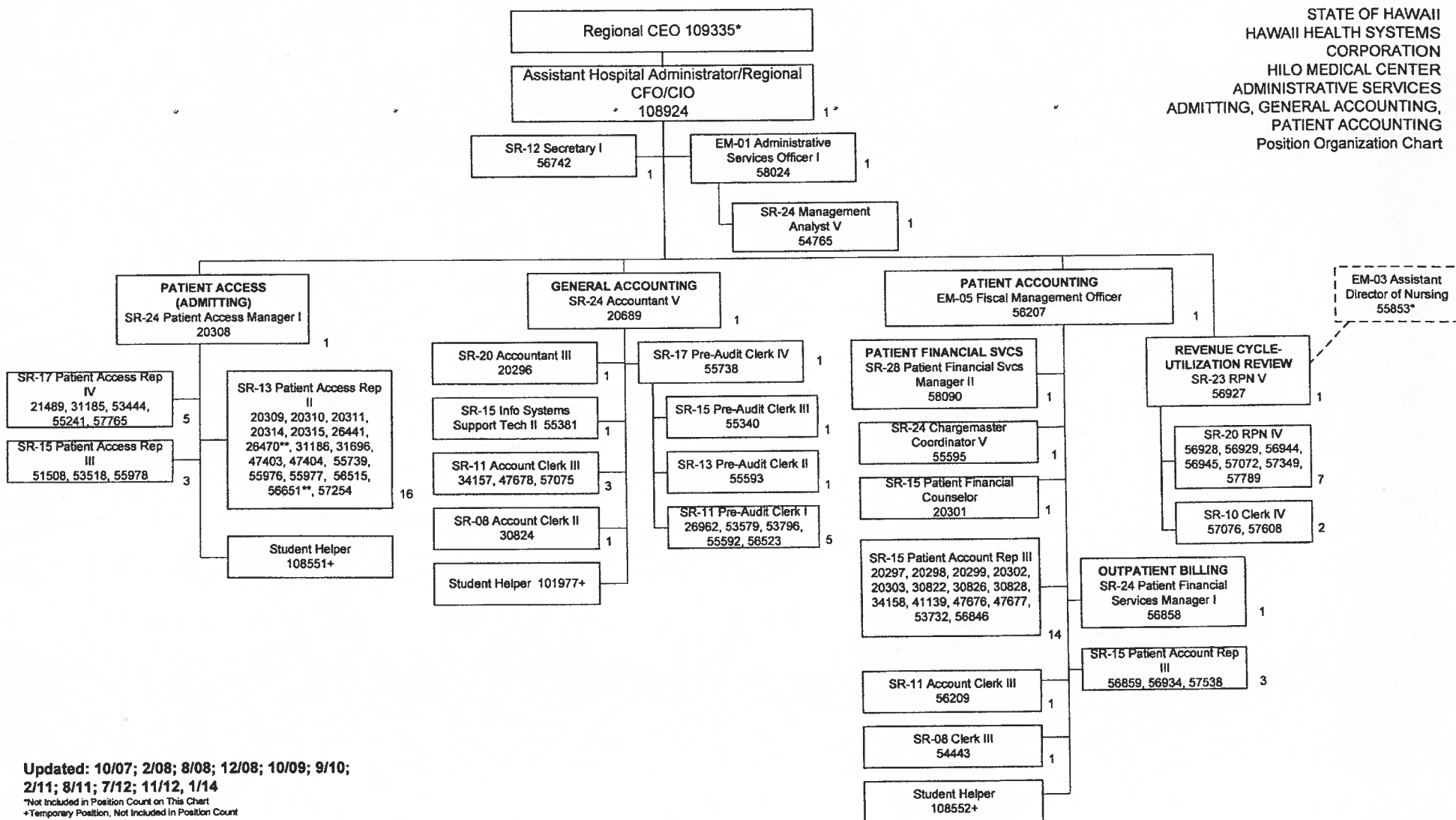
\*Not Included in Position Count on This Chart

+Temporary Position, Not Included in Position Count

\*\*50%

Total Position FTE Count on This Chart: 6

STATE OF HAWAII  
HAWAII HEALTH SYSTEMS  
CORPORATION  
HILO MEDICAL CENTER  
ADMINISTRATIVE SERVICES  
ADMITTING, GENERAL ACCOUNTING,  
PATIENT ACCOUNTING  
Position Organization Chart



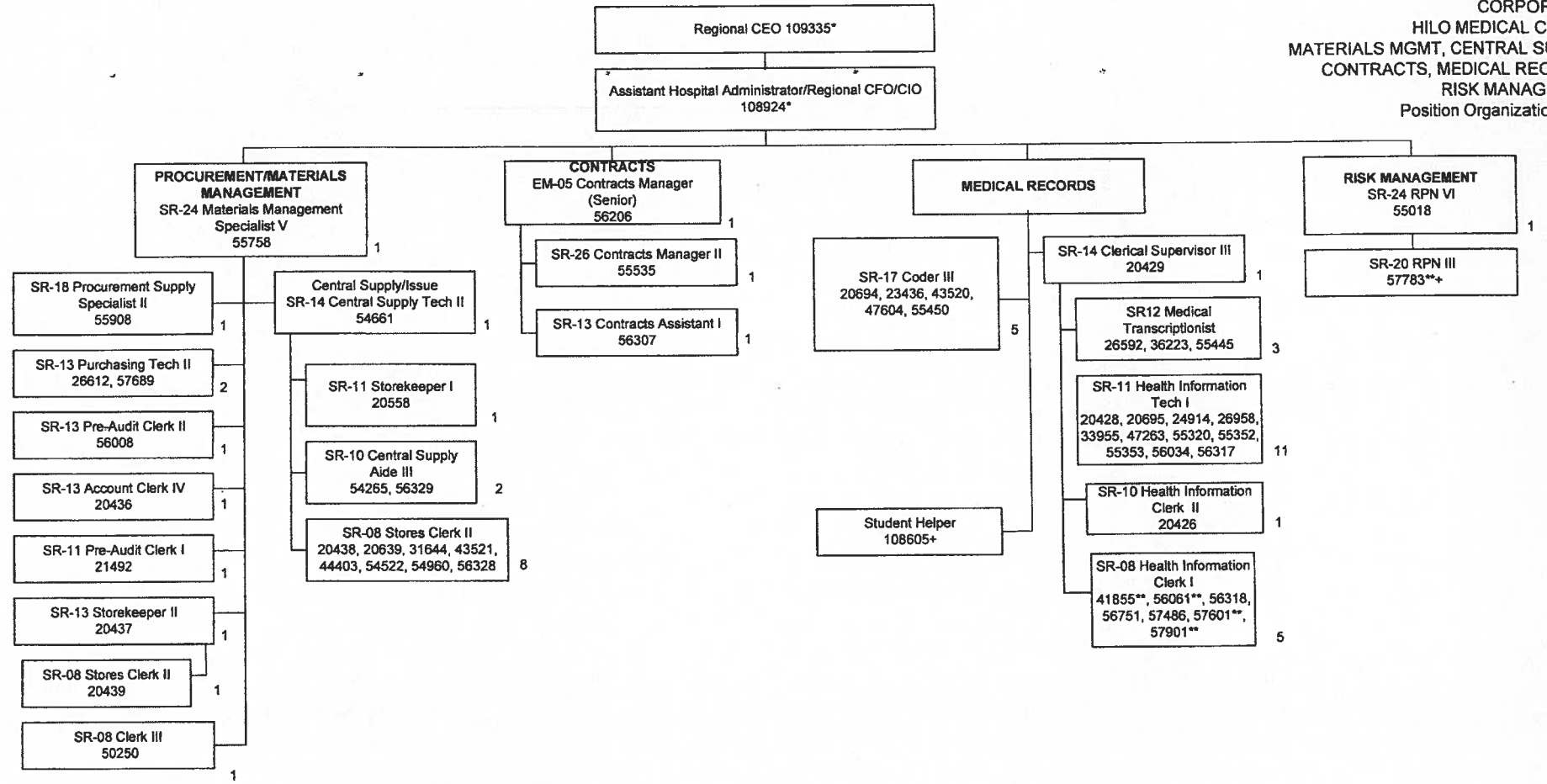
Updated: 10/07; 2/08; 8/08; 12/08; 10/09; 9/10;  
2/11; 8/11; 7/12; 11/12, 1/14

\*Not Included in Position Count on This Chart  
+Temporary Position, Not Included in Position Count  
\*\*60% Per Diem Nurse  
\*\*50%  
#\*80%  
\*\*\*80%  
++90%

Total Position FTE Count on This Chart: 77



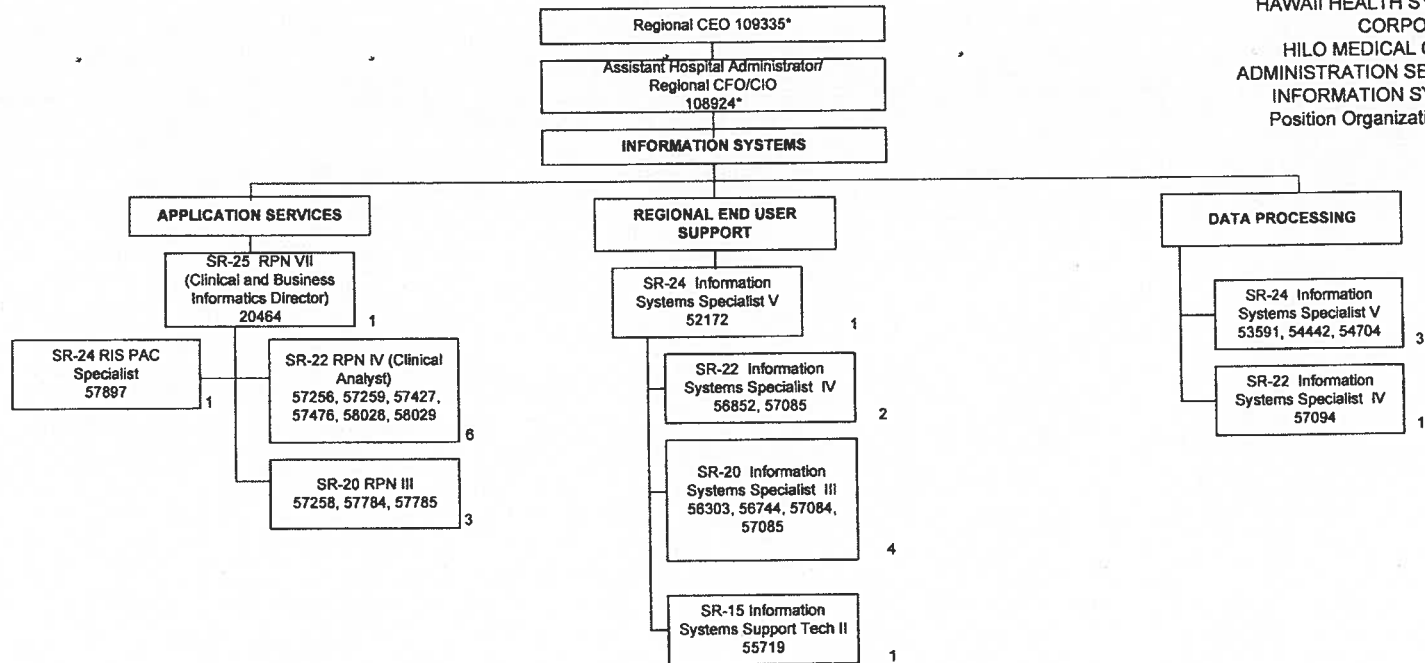
STATE OF HAWAII  
HAWAII HEALTH SYSTEMS  
CORPORATION  
HILO MEDICAL CENTER  
MATERIALS MGMT, CENTRAL SUPPLY,  
CONTRACTS, MEDICAL RECORDS,  
RISK MANAGEMENT  
Position Organization Chart



Updated: 10/07; 2/08; 8/08; 12/08; 10/09; 9/10; 2/11; 8/11;  
7/12; 11/12, 1/14, 11/14, 1/15, 7/15  
\*Not Included in Position Count on This Chart  
+Temporary Position, Not Included in Position Count  
\*\*50%

Total Position FTE Count on This Chart: 52

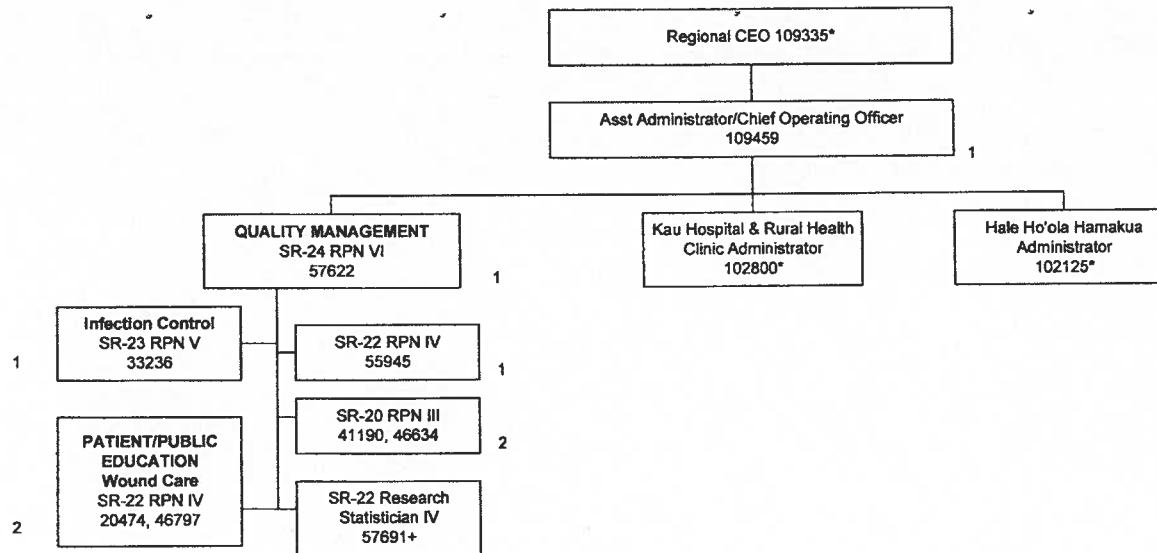
STATE OF HAWAII  
HAWAII HEALTH SYSTEMS  
CORPORATION  
HILO MEDICAL CENTER  
ADMINISTRATION SERVICES  
INFORMATION SYSTEMS  
Position Organization Chart



Updated 3/16/12, 4/12; 7/12; 11/12; 7/13, 7/14  
\*Not Included in Position Count on This Chart  
+Temporary Position, Not Included in Position Count

Total Position FTE Count on This Chart: 20

STATE OF HAWAII  
HAWAII HEALTH SYSTEMS  
CORPORATION  
HILO MEDICAL CENTER  
QUALITY/INFECTION CONTROL/  
WOUND CARE  
Position Organization Chart

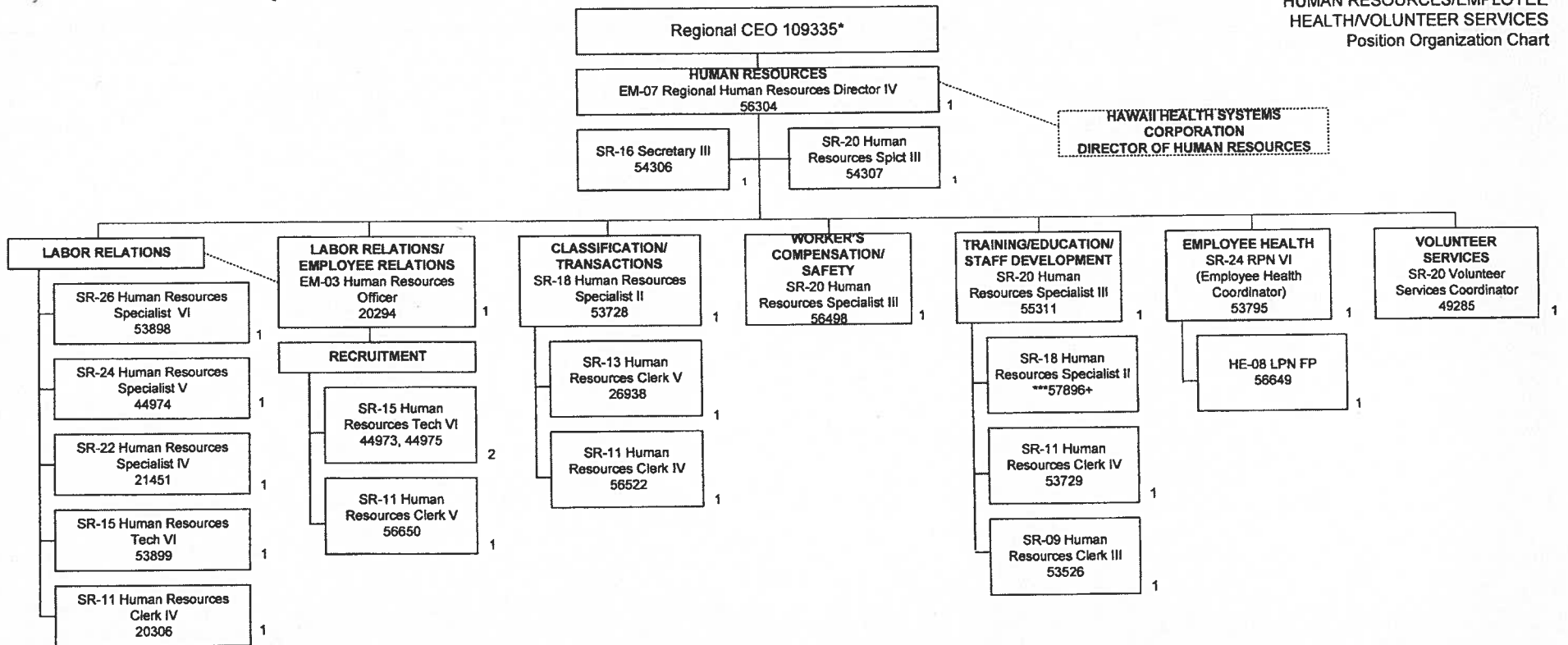


Updated: 10/07; 2/08; 12/08; 10/09; 3/10; 6/10; 2/11; 8/11; 7/12; 11/12, 3/14  
2/15, 7/15

\*Not Included in Position Count on This Chart  
+Temporary Position, Not Included in Position Count  
\*\*50%  
++90%

Total Position FTE Count on This Chart: 8

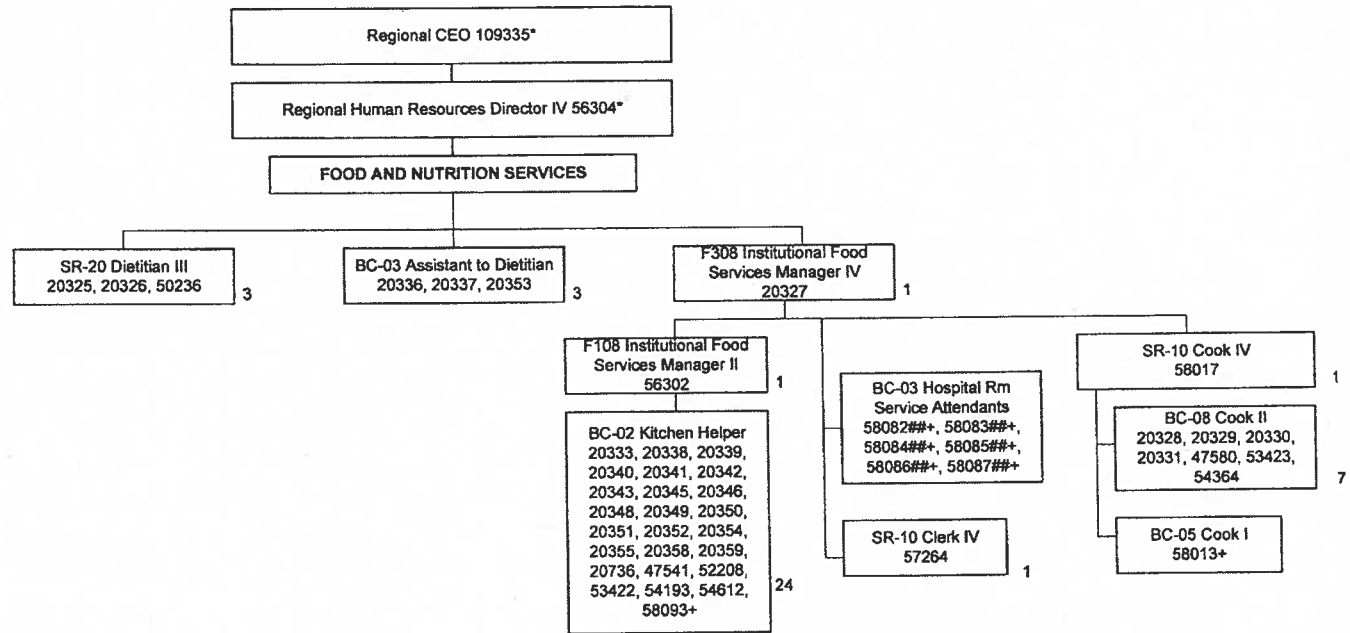
STATE OF HAWAII  
HAWAII HEALTH SYSTEMS  
CORPORATION  
HILO MEDICAL CENTER  
ADMINISTRATIVE SERVICES  
HUMAN RESOURCES/EMPLOYEE  
HEALTH/VOLUNTEER SERVICES  
Position Organization Chart



Update: 8/07; 1/16/08; 2/08; 8/08; 12/08; 1/30/09;  
7/09; 8/09; 10/09; 12/09; 6/10; 2/11; 4/11; 8/11; 1/12; 7/12; 11/12,  
11/14, 2/15, 7/15  
\*Not Included in Position Count on This Chart  
+Temporary Position, Not Included in Position Count  
\*\*\*1%

Total Position FTE Count on This Chart: 22

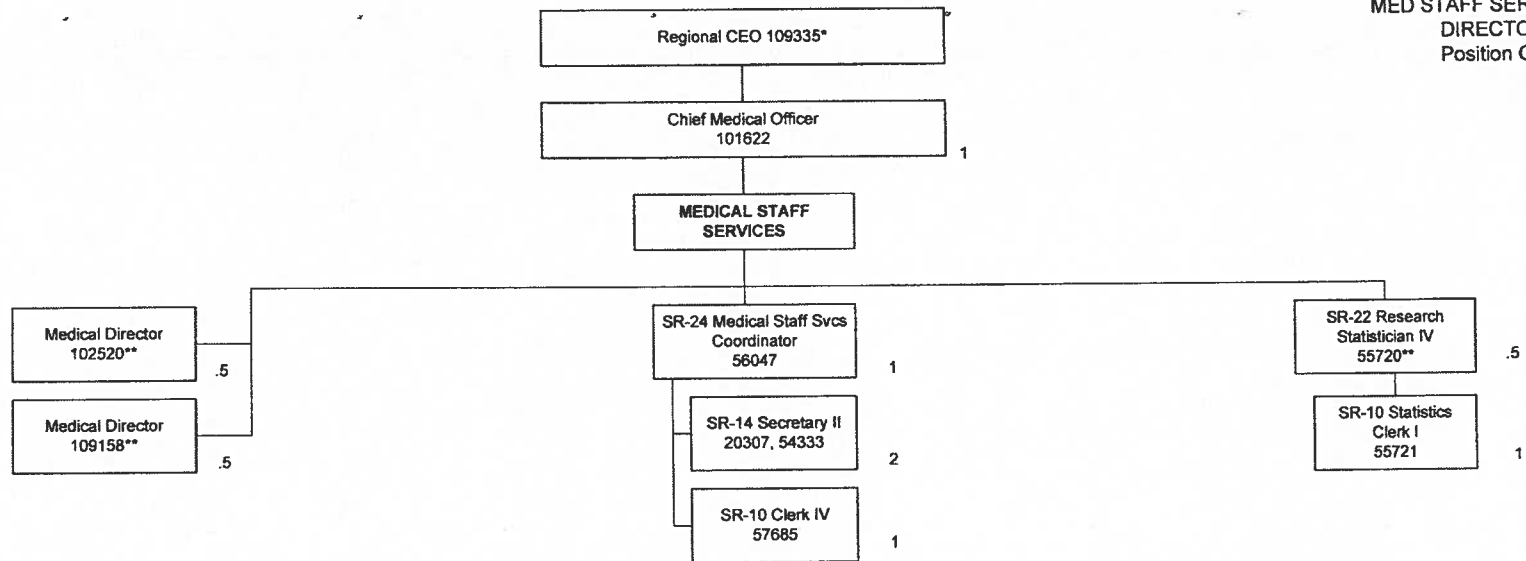
STATE OF HAWAII  
HAWAII HEALTH SYSTEMS  
CORPORATION  
HILO MEDICAL CENTER  
FOOD AND NUTRITION  
Position Organization Chart



Updated 5/13; 2/14, 2/15, 7/15  
Not Included in Position Count on This Chart  
+Temporary Position, Not Included in Position Count  
##40%  
\*\*50%  
#\*60%

Total Position FTE Count on This Chart: 41

STATE OF HAWAII  
HAWAII HEALTH SYSTEMS  
CORPORATION  
HILO MEDICAL CENTER  
MED STAFF SERVICES/MEDICAL  
DIRECTORS/PHYSICIANS  
Position Organization Chart

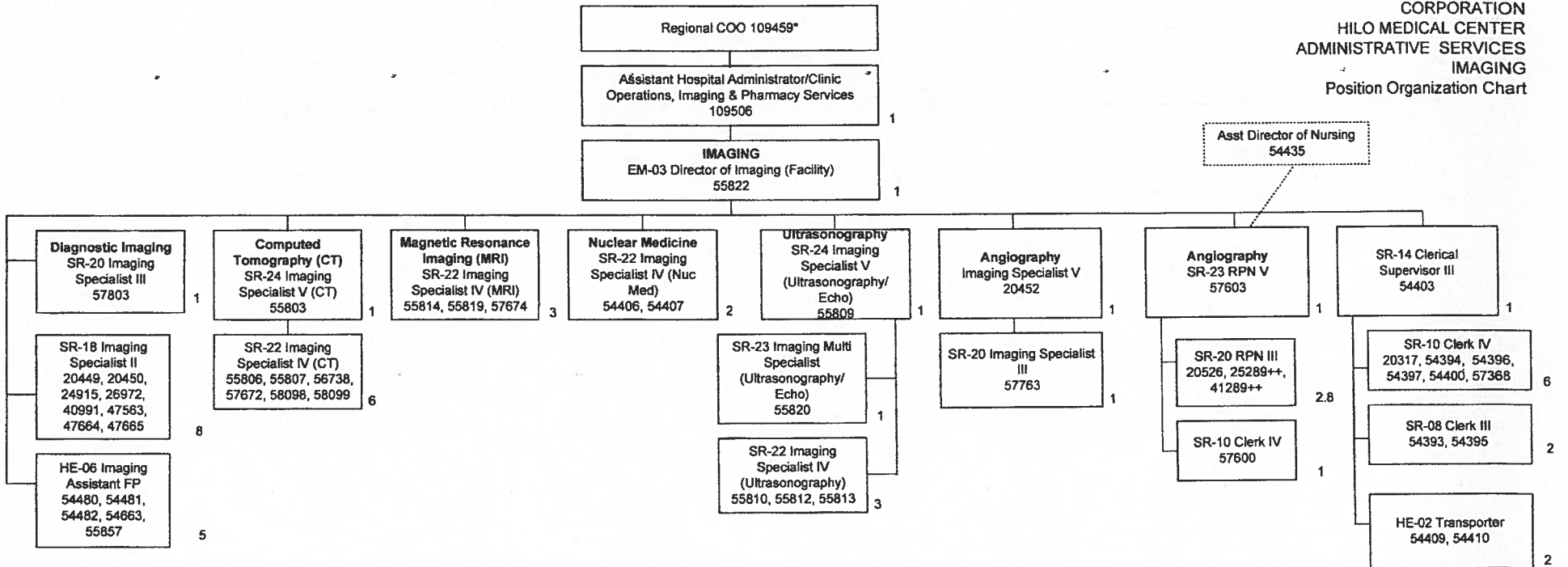


Updated: 10/07; 2/08; 12/08; 10/09; 3/10; 5/10; 2/11; 8/11; 7/12; 11/12, 3/14  
2/15, 7/15

\*Not Included in Position Count on This Chart  
+Temporary Position, Not Included in Position Count  
\*\*50%

Total Position FTE Count on This Chart: 7.5

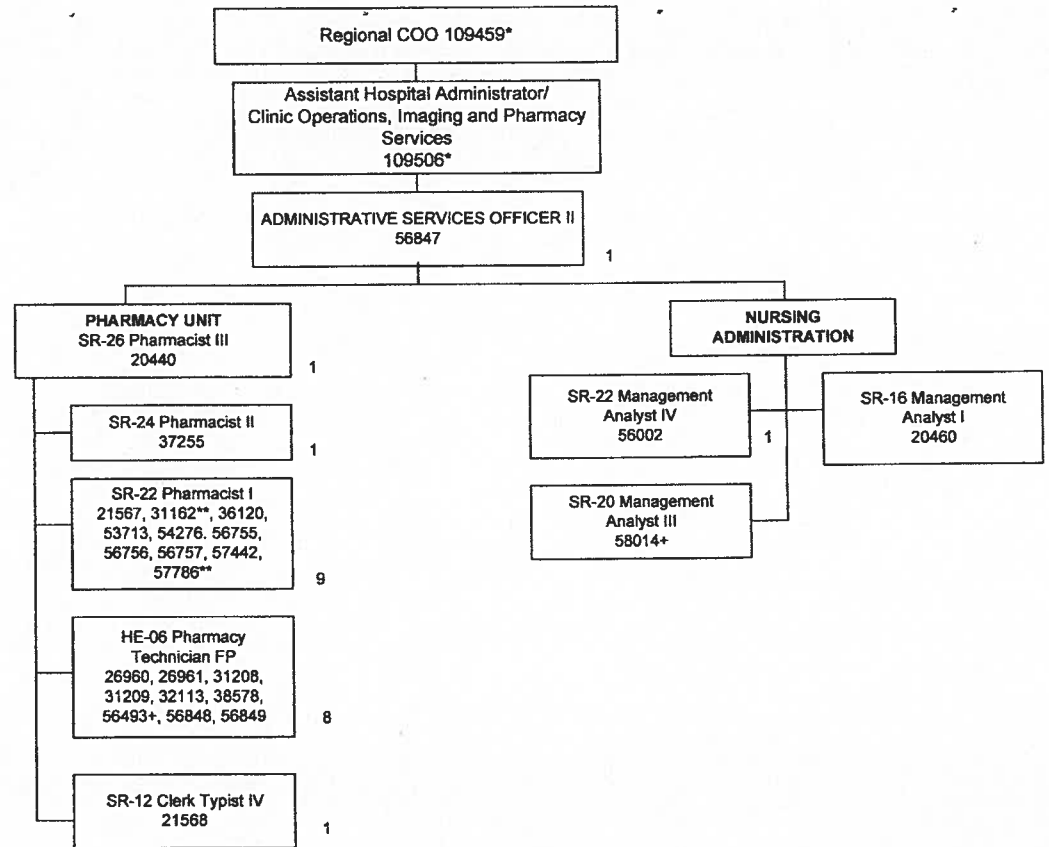
STATE OF HAWAII  
HAWAII HEALTH SYSTEMS  
CORPORATION  
HILO MEDICAL CENTER  
ADMINISTRATIVE SERVICES  
IMAGING  
Position Organization Chart



Updated 10/07; 2/08; 8/08; 12/08; 10/09; 2/11; 8/11; 1/12;  
7/12; 11/12, 5/14, 2/15

\*Not Included in Position Count on This Chart  
+Temporary Position, Not Included in Position Count  
++90%  
--50%

Total Position FTE Count on This Chart: 50.8



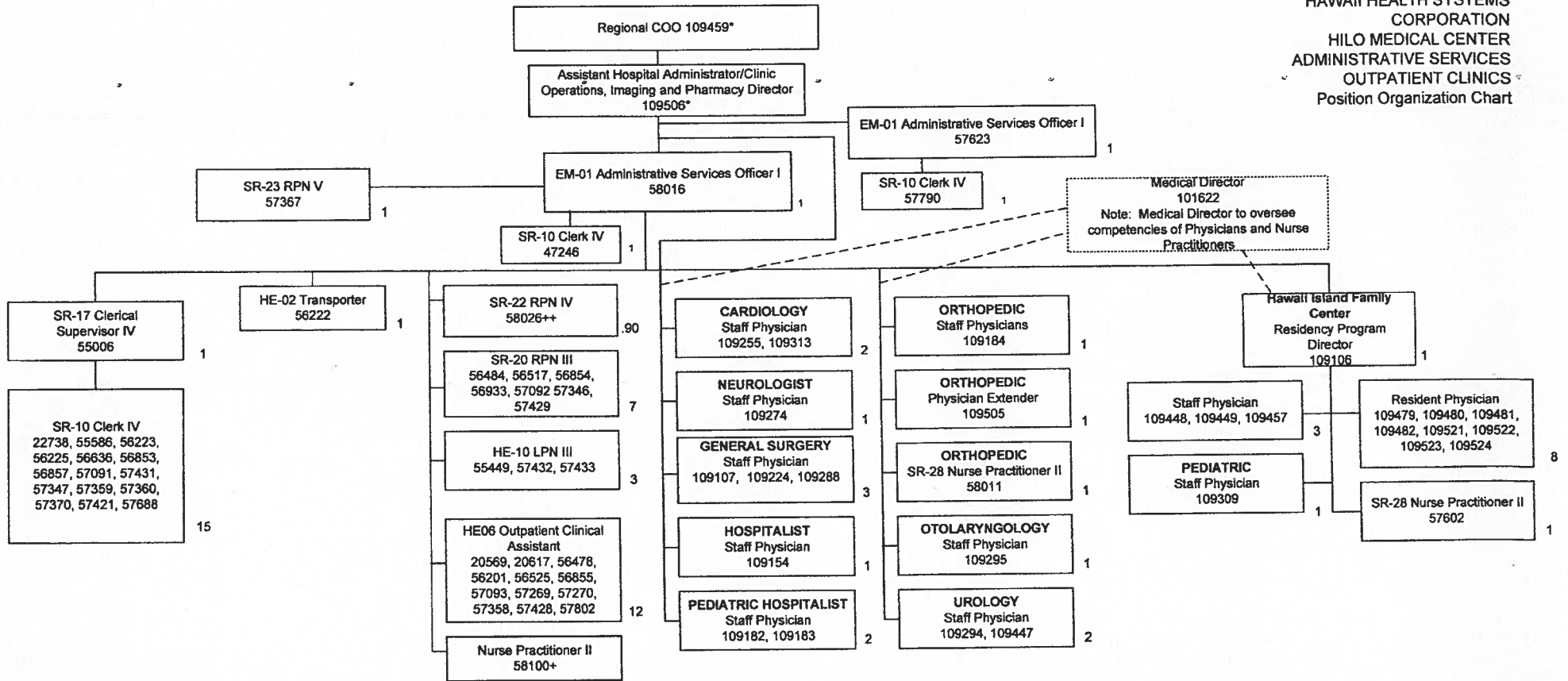
Updated: 10/07; 2/08; 12/08; 10/09; 3/10;  
5/10; 2/11; 8/11; 7/12; 11/12, 3/14, 2/15,  
7/15

\*Not Included in Position Count on This Chart  
+Temporary Position, Not Included in Position Count  
\*\*50%

Total Position FTE Count on This Chart: 23



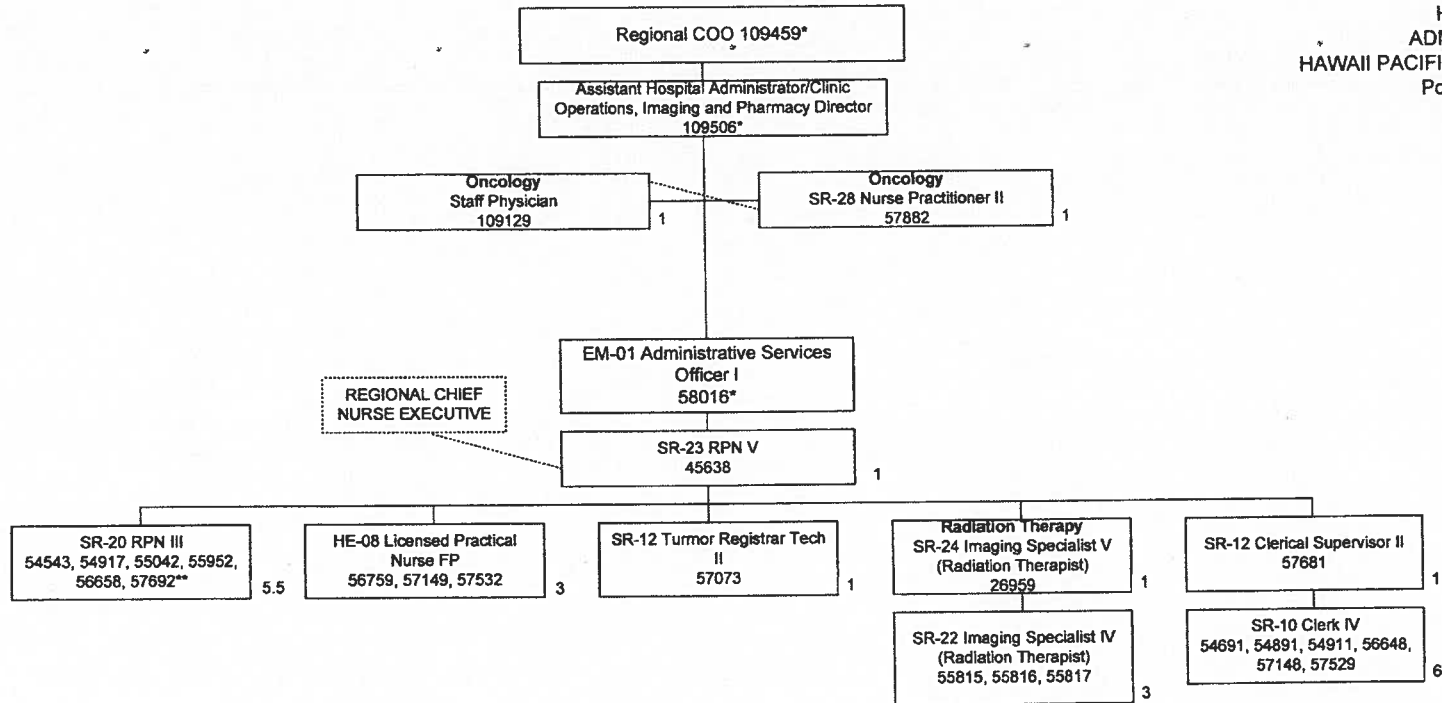
STATE OF HAWAII  
HAWAII HEALTH SYSTEMS  
CORPORATION  
HILO MEDICAL CENTER  
ADMINISTRATIVE SERVICES  
OUTPATIENT CLINICS  
Position Organization Chart



Updated 11/12, 9/14, 7/15

\*Not Included in Position Count on This Chart  
+Temporary Position, Not Included in Position Count  
\*\*50%  
++90%

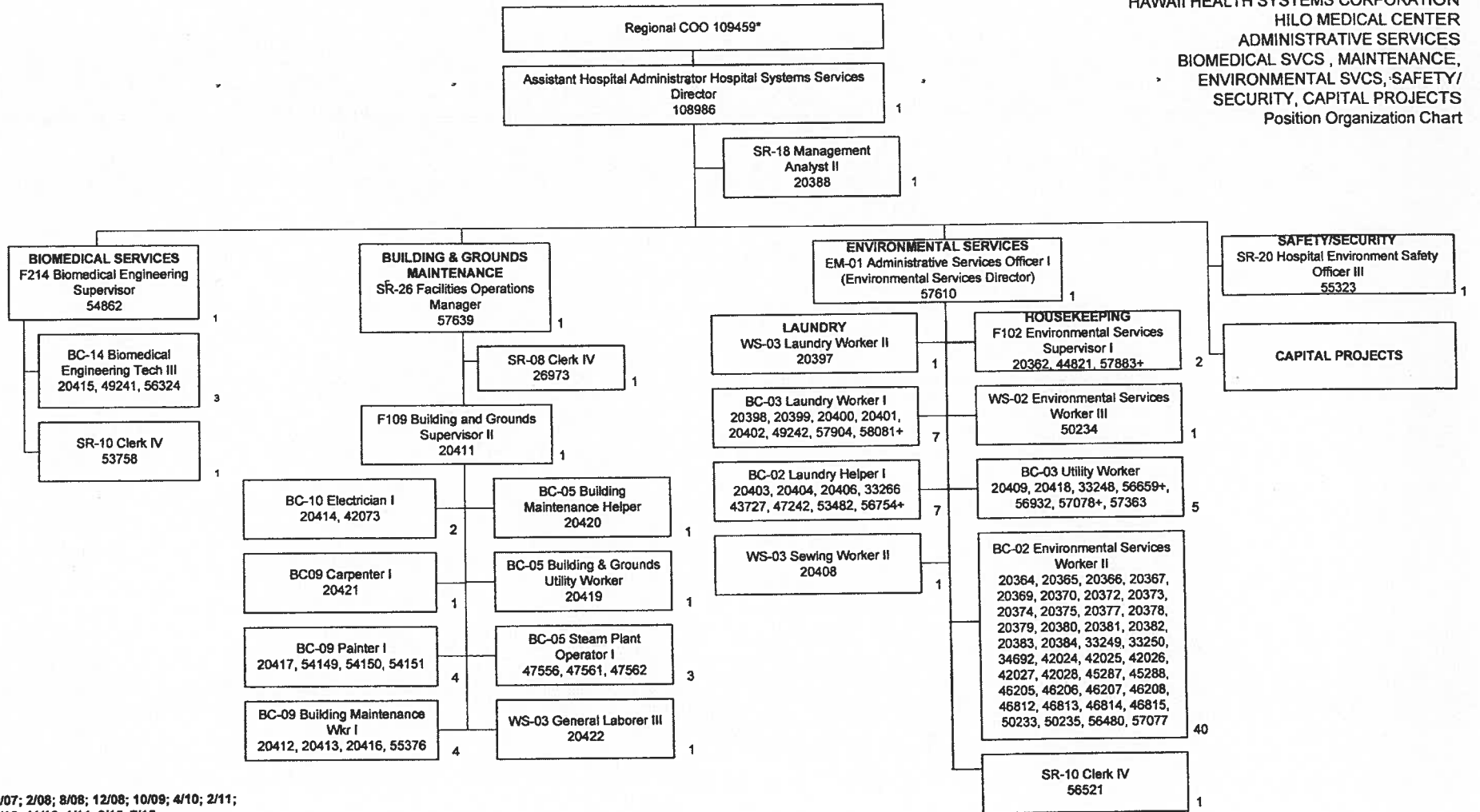
Total Position FTE Count on This Chart: 74.90



Update 7/12; 11/12; 1/13, 2/14, 5/14, 2/15, 7/15  
\*Not Included in Position Count on This Chart  
+Temporary Position, Not Included in Position Count  
\*\*50%

Total Position FTE Count on This Chart: 23.5

STATE OF HAWAII  
HAWAII HEALTH SYSTEMS CORPORATION  
HILO MEDICAL CENTER  
ADMINISTRATIVE SERVICES  
BIOMEDICAL SVCS, MAINTENANCE,  
ENVIRONMENTAL SVCS, SAFETY/  
SECURITY, CAPITAL PROJECTS  
Position Organization Chart

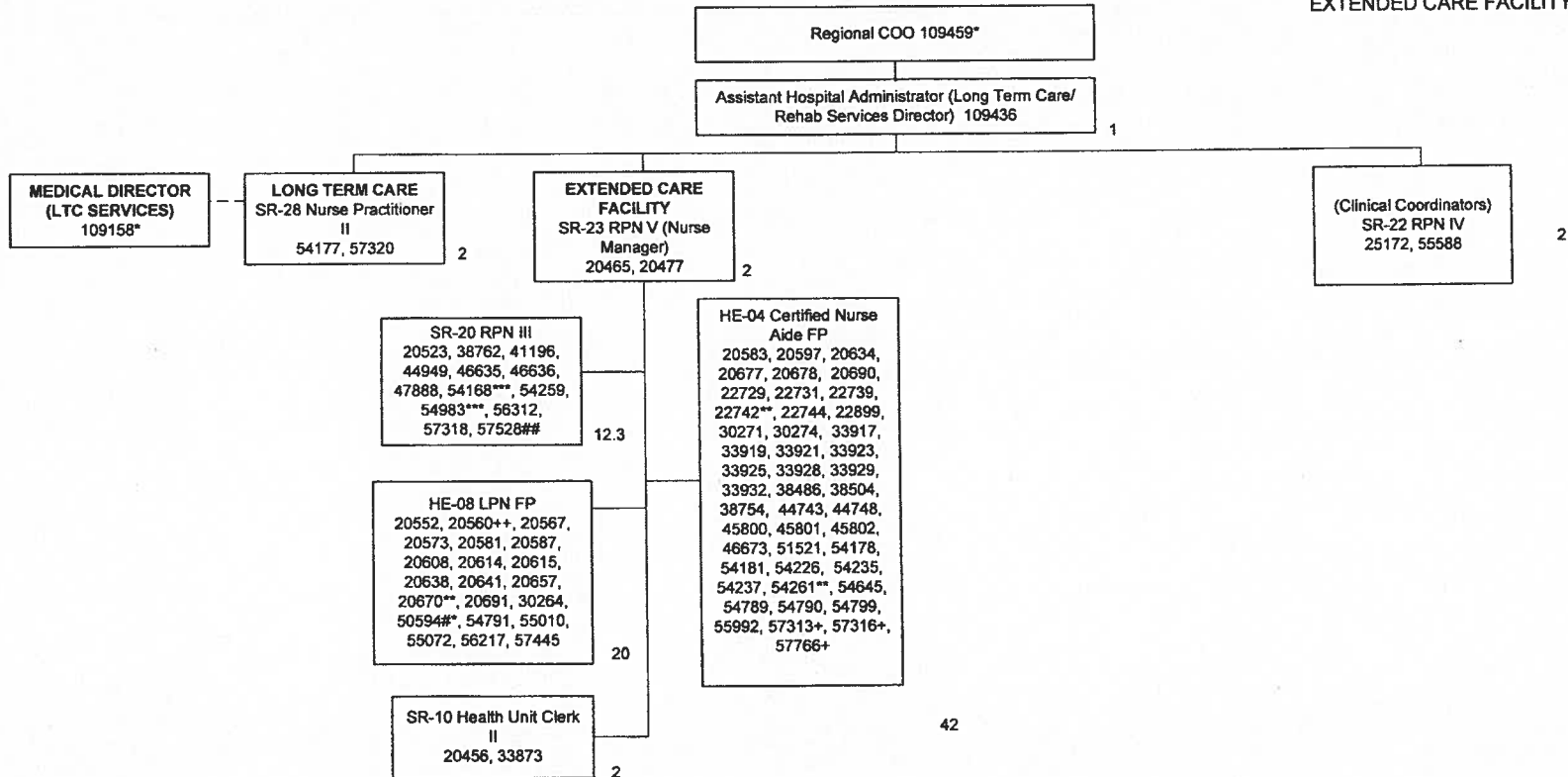


Updated: 10/07; 2/08; 8/08; 12/08; 10/09; 4/10; 2/11; 8/11; 1/12; 7/12; 11/12, 1/14, 2/15, 7/15

\*Not Included in Position Count on This Chart  
Temporary Positions, Not Included in Position Count  
\*\*50%  
#60%

Total Position FTE Count on This Chart: 94

STATE OF HAWAII  
HAWAII HEALTH SYSTEMS CORPORATION  
HILO MEDICAL CENTER  
NURSING SERVICES  
EXTENDED CARE FACILITY AND MED SURG SNF UNIT  
Position Organization Chart



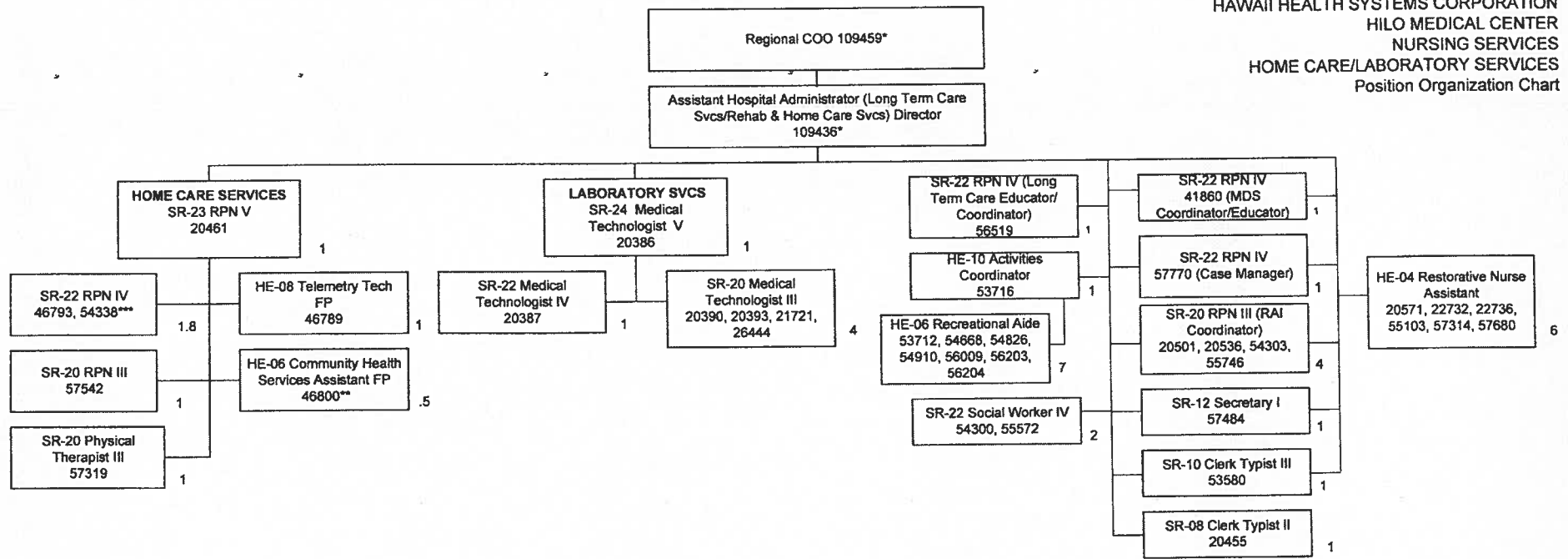
Update 12/12; 7/13, 10/14

\*Not Included in Position Count on This Chart  
+Temporary Position, Not Included in Position Count

\*\*50%  
#\*60%  
##70%  
\*\*\*80%  
++90%

Total Position FTE Count on This Chart: 83.30

STATE OF HAWAII  
HAWAII HEALTH SYSTEMS CORPORATION  
HILO MEDICAL CENTER  
NURSING SERVICES  
HOME CARE/LABORATORY SERVICES  
Position Organization Chart

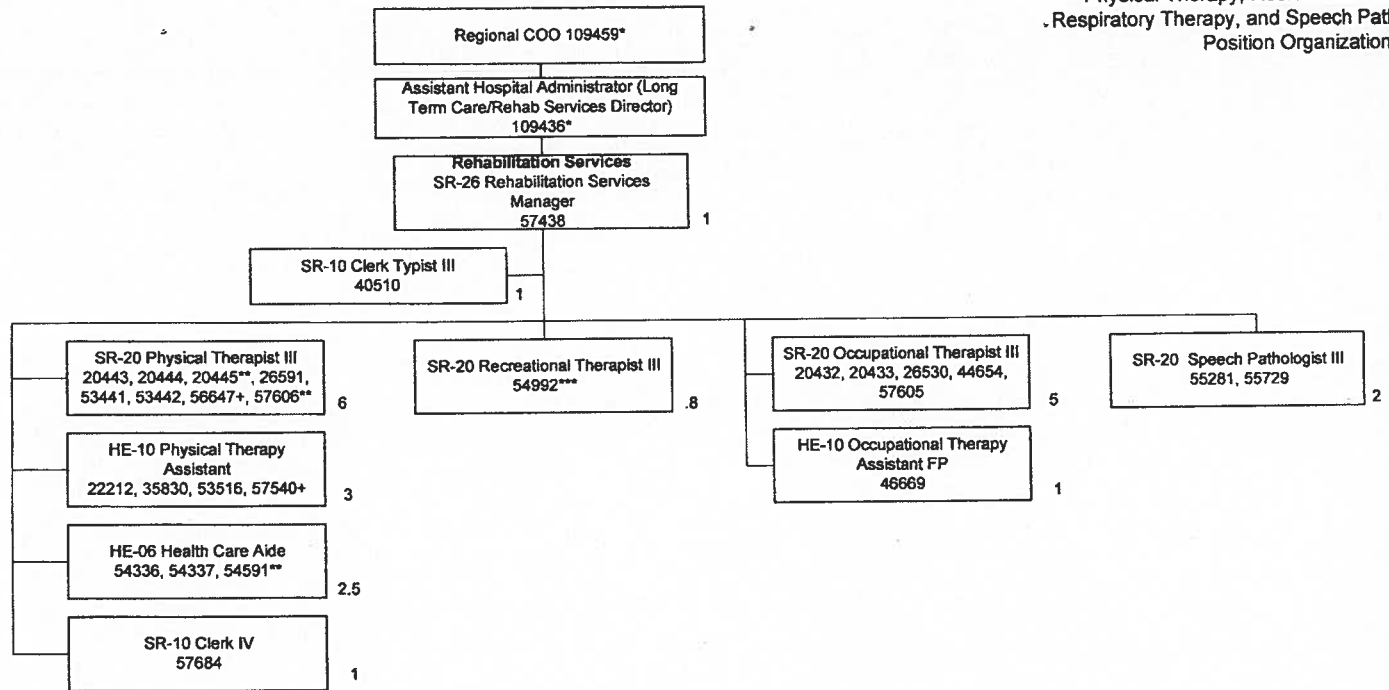


Updated: 10/07; 2/08; 12/08; 10/09; 3/10; 5/10; 2/11; 8/11; 7/12; 11/12, 9/14, 2/15, 7/15

\*Not Included in Position Count on This Chart  
+Temporary Position, Not Included in Position Count  
\*\*50%  
\*\*\*80%

Total Position FTE Count on This Chart: 38.3

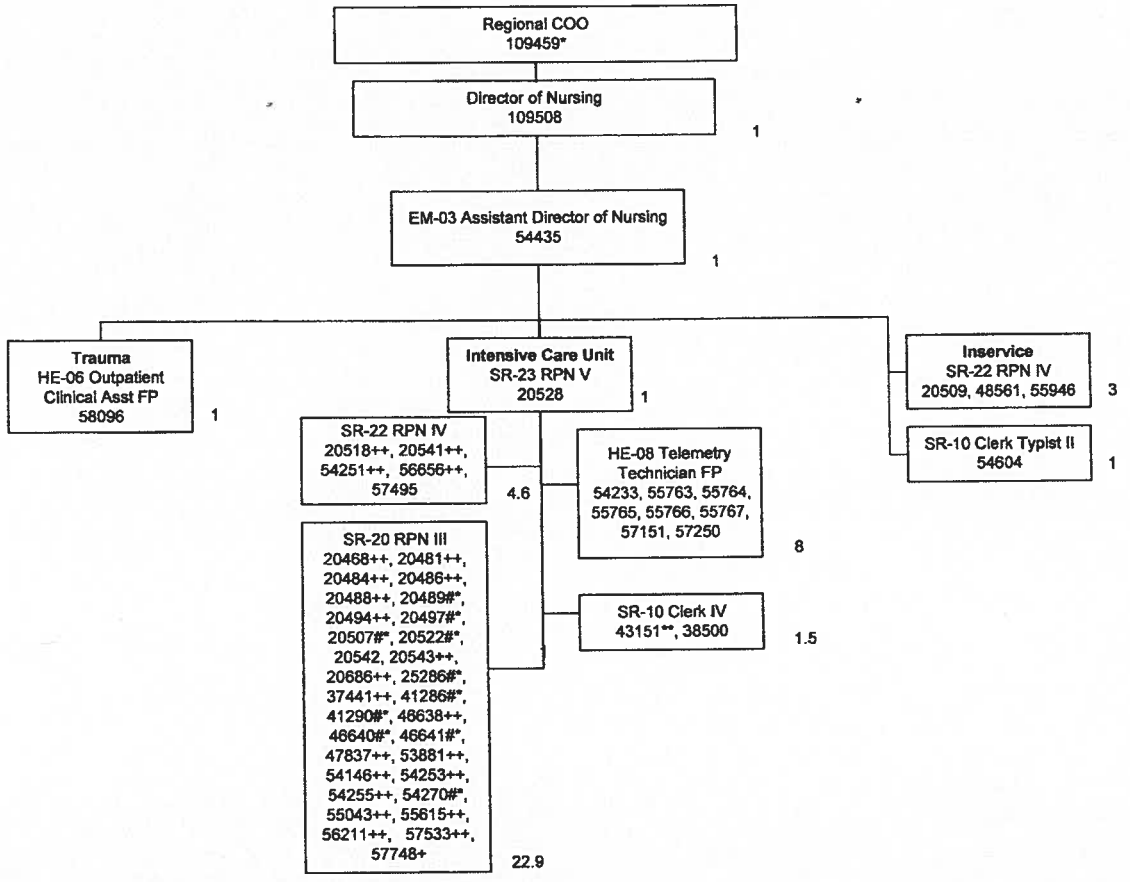
STATE OF HAWAII  
HAWAII HEALTH SYSTEMS CORPORATION  
HILO MEDICAL CENTER  
REHABILITATION SERVICES-Occupational Therapy,  
Physical Therapy, Recreational Therapy,  
Respiratory Therapy, and Speech Pathology  
Position Organization Chart



9/13, 2/14, 11/14, 1/15, 7/15

\*Not Included in Position Count on This Chart  
+Temporary Position, Not Included in Position Count  
\*\*\*30% Per Diem Nurse  
\*\*50%  
#60%  
\*\*80%

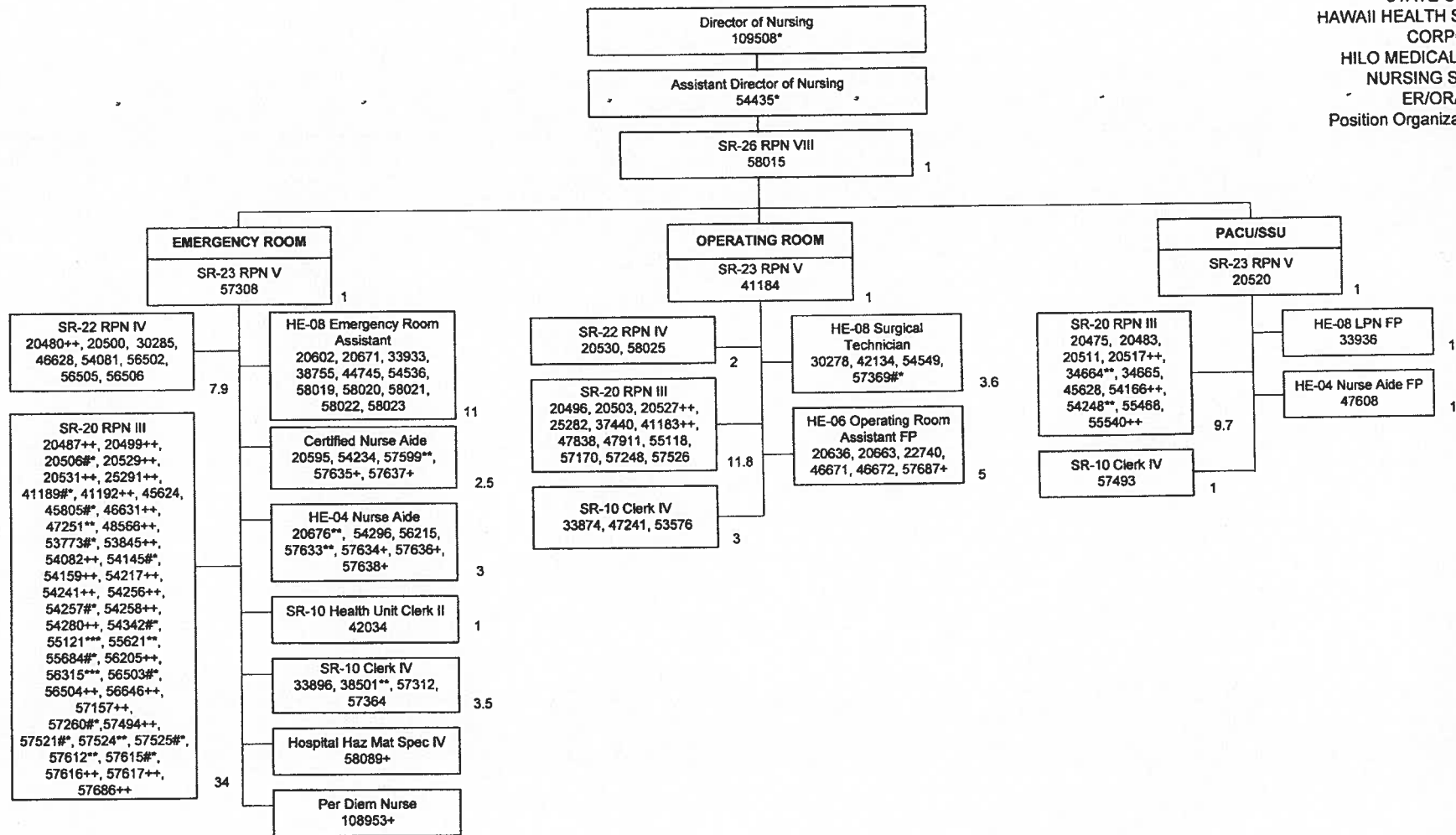
Total Position FTE Count on This Chart: 23.3



UPDATE: 7/11, 1/12; 7/12; 11/12, 5/14, 2/15, 7/15  
\*Not included in Position Count on This Chart  
+Temporary Position, Not Included in Position Count  
\*\*50%  
#\*60%  
\*\*\*80%  
++90%

Total Position FTE Count on This Chart: 45

STATE OF HAWAII  
HAWAII HEALTH SYSTEMS  
CORPORATION  
HILO MEDICAL CENTER  
NURSING SERVICES  
ER/OR/PACU/SS  
Position Organization Chart

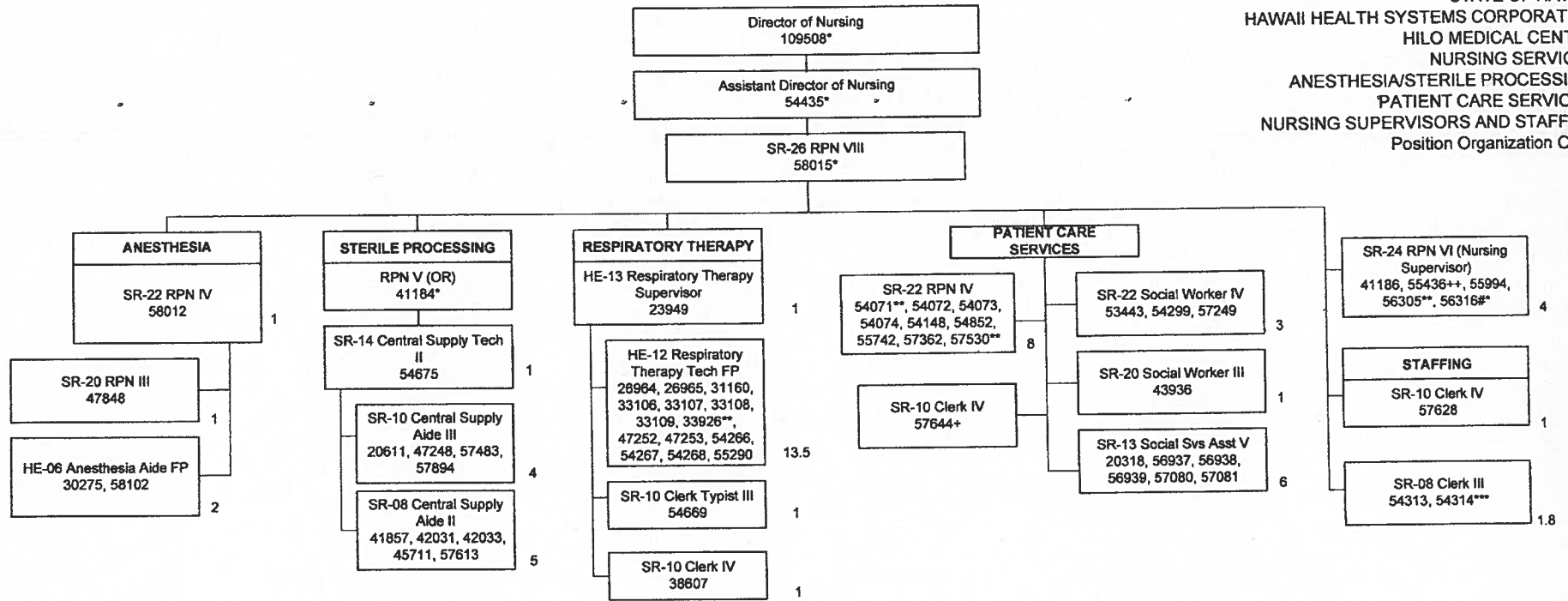


Total Position FTE Count on This Chart: 105

UPDATED 7/11; 8/11; 1/12; 7/12; 11/12, 2/15, 7/15  
\*Not Included in Position Count on This Chart  
+Temporary Position, Not included in Position Count  
\*\*50%  
#\*60%  
\*\*\*80%  
++90%



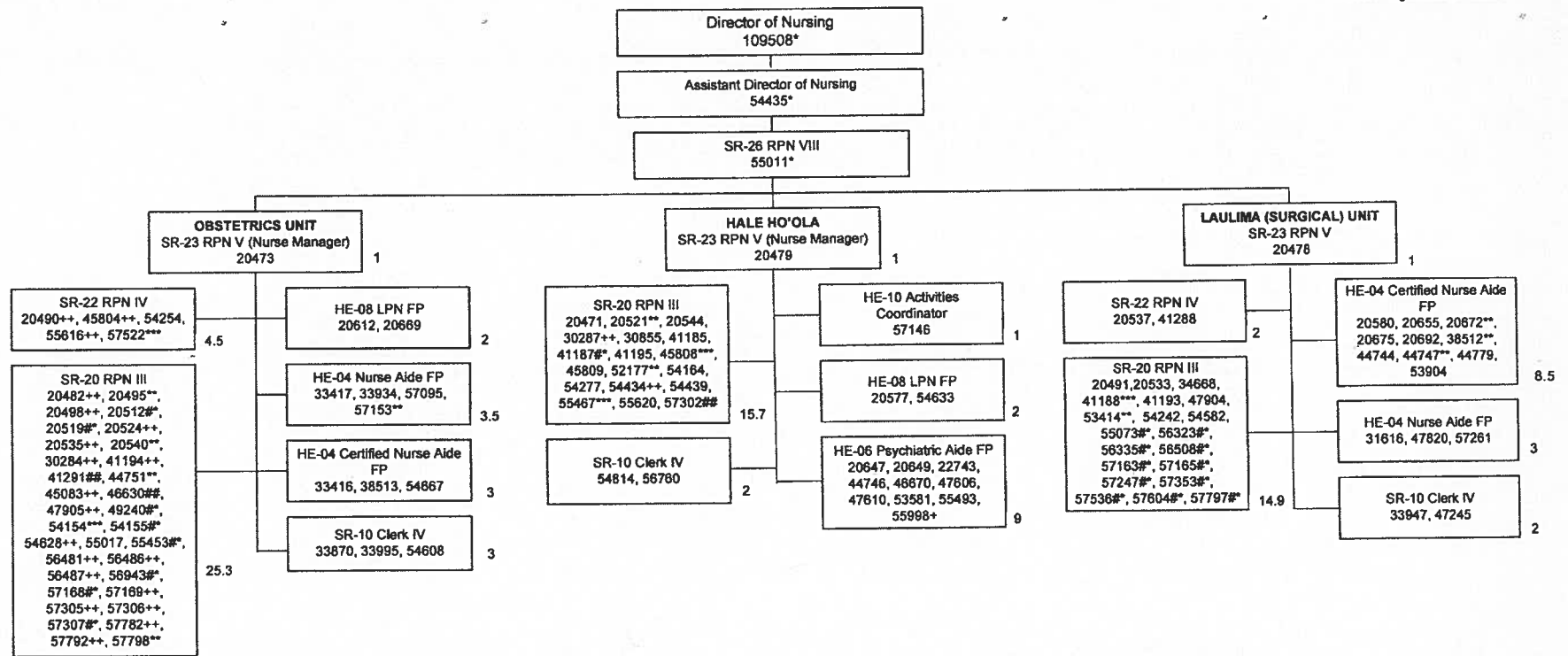
STATE OF HAWAII  
HAWAII HEALTH SYSTEMS CORPORATION  
HILO MEDICAL CENTER  
NURSING SERVICES  
ANESTHESIA/STERILE PROCESSING/  
PATIENT CARE SERVICES/  
NURSING SUPERVISORS AND STAFFING  
Position Organization Chart



UPDATED 7/11; 8/11; 1/12; 7/12; 11/12, 2/15, 7/15  
\*Not Included in Position Count on This Chart  
+Temporary Position, Not Included in Position Count  
\*\*50%  
#\*60%  
\*\*\*80%  
++90%

Total Position FTE Count on This Chart: 55.3

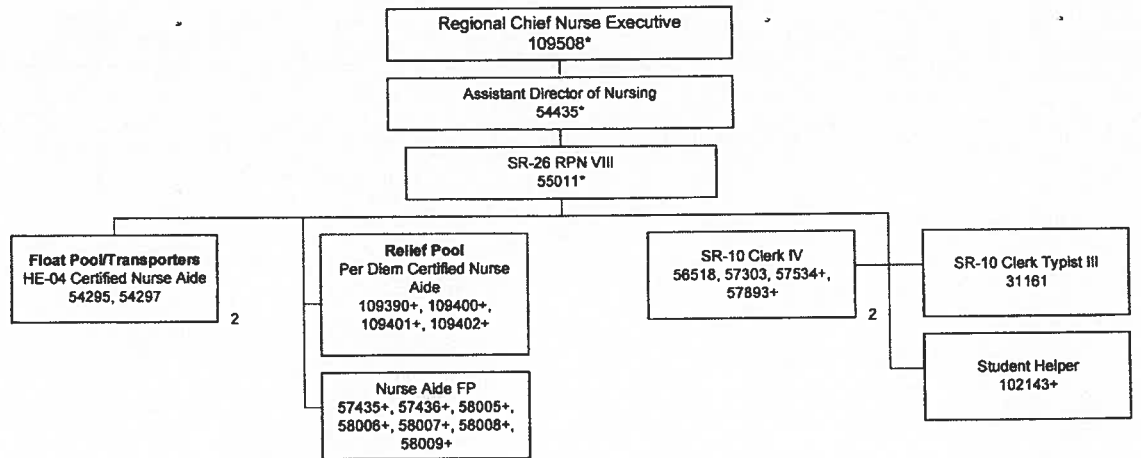




Updated: 10/07; 2/08; 10/08; 12/08; 10/9; 2/11, 7/11; 8/11; 7/12; 11/12;  
6/13, 2/14, 2/15, 7/15

\*Not included in Position Count on This Chart  
+Temporary Position, Not included in Position Count  
\*\*83% Per Diem Nurse  
\*\*50%  
#70%  
\*\*80%  
++90%

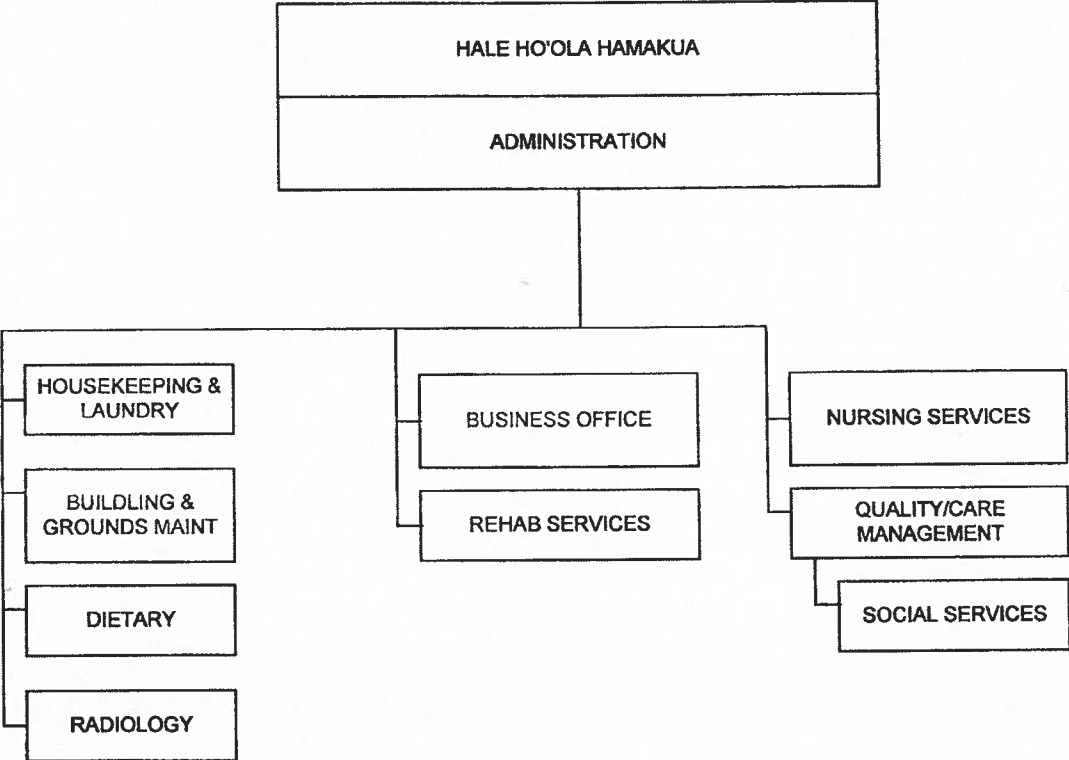
Total Position FTE Count on This Chart: 91.9



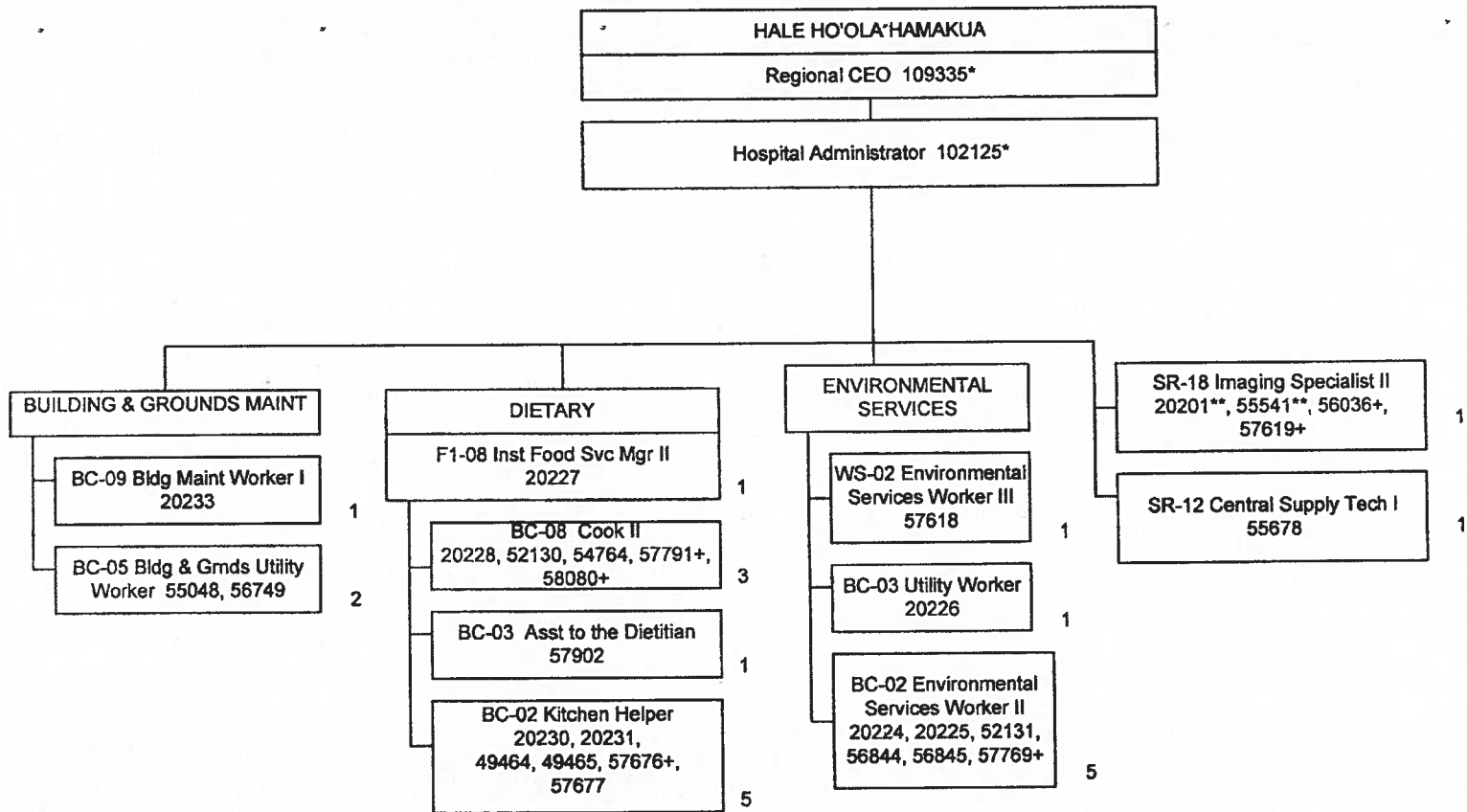
Updated: 10/07; 2/08; 10/08; 12/08;10/9; 2/11, 7/11; 8/11; 7/12; 11/12; 6/13, 2/14, 7/15

\*Not Included in Position Count on This Chart  
+Temporary Position, Not Included in Position Count  
\*\*50%

Total Position FTE Count on This Chart: 5



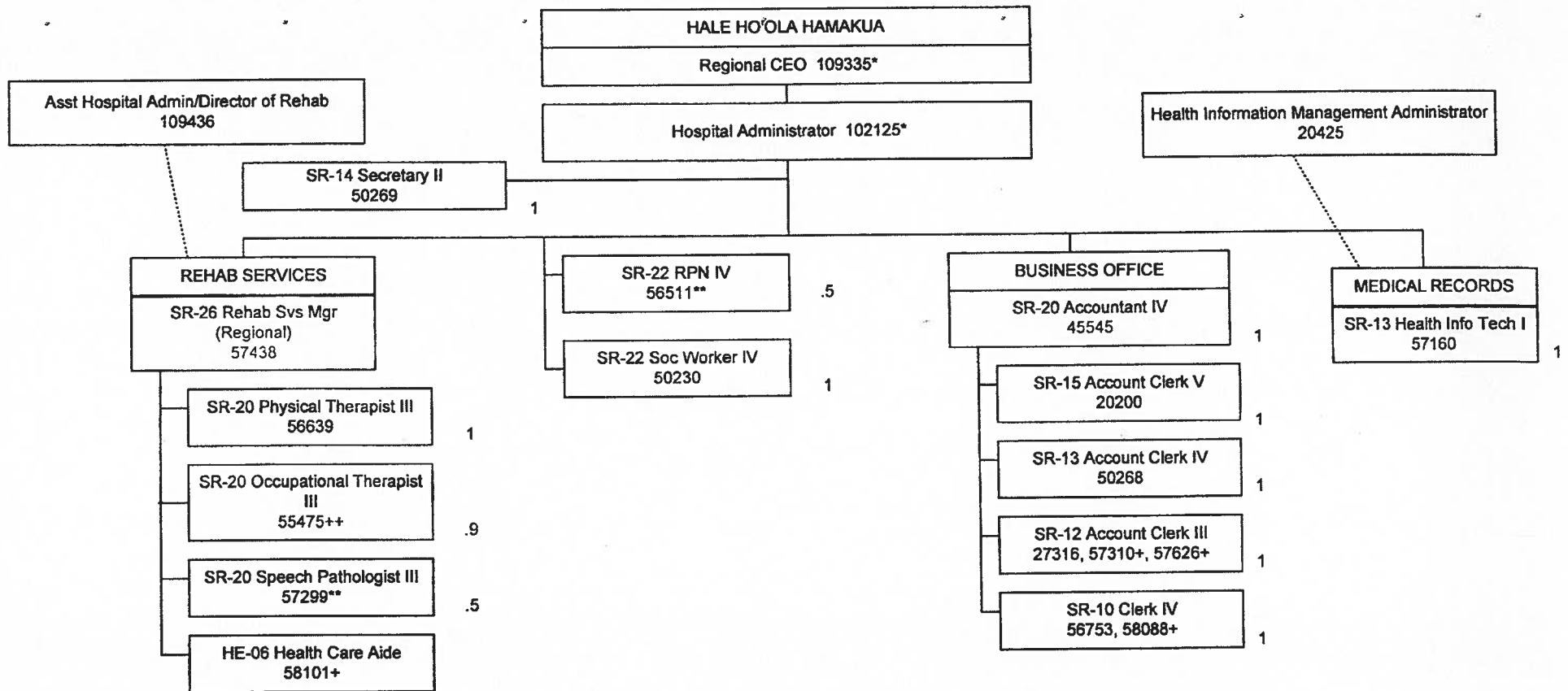
Position Organization Chart



Updated 10/12, 9/13, 1/14, 5/14, 9/14, 1/15, 6/15  
\*Not Included in Position Count on This Chart  
\*\*50%

Total FTE on this Chart: 22

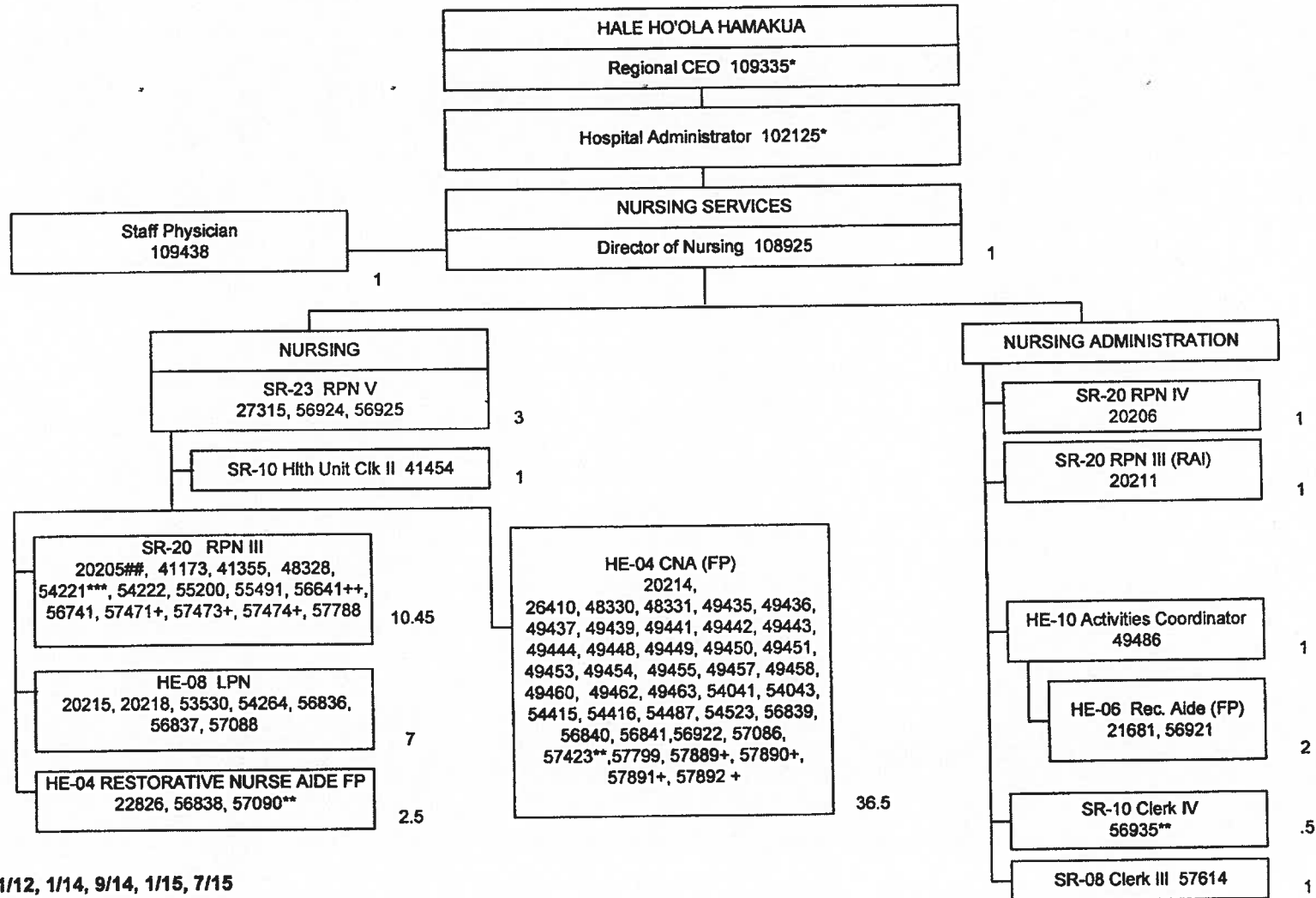
Position Organization Chart



Updated 5/12; 11/12, 9/13, 1/14,  
9/14, 1/15, 7/15  
Not Included in Position Count on This Chart  
\*\*50%  
\*+60%  
##75%  
\*\*\*80%  
++90%  
+Temporary Position, Not Included in  
Position Count

Total FTE on this Chart: 10.9

Position Organization Chart



Update 4/12; 11/12, 1/14, 9/14, 1/15, 7/15

\*Not Included in Position Count on This Chart

\*\*#30%

\*\*\*50%

##75%

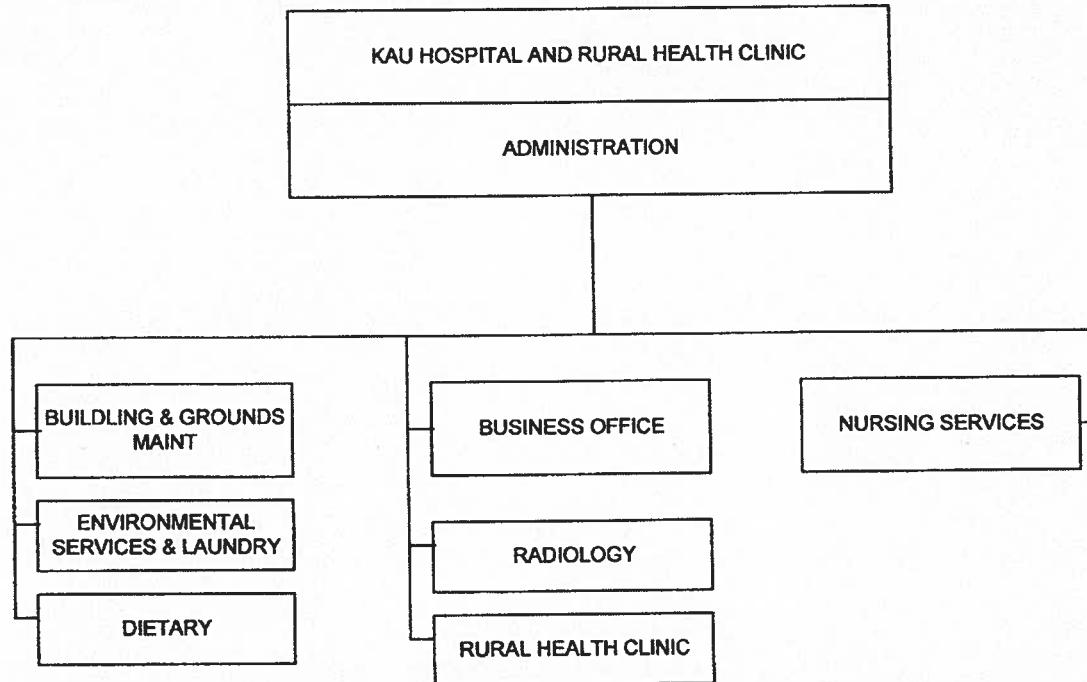
\*\*\*80%

+++90%

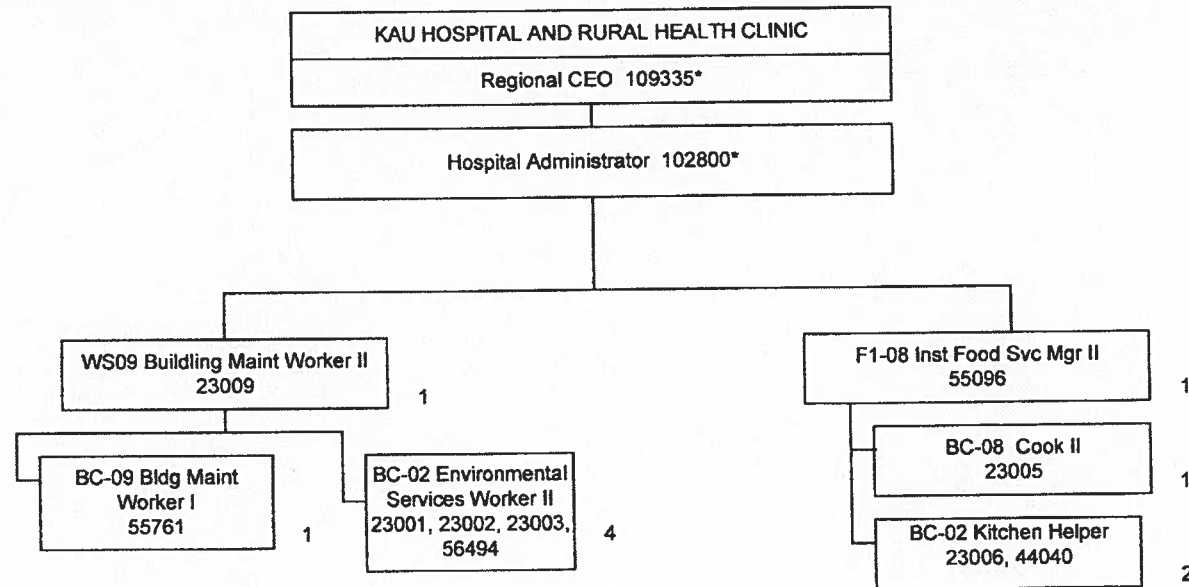
+Temporary Position, Not Included in Position Count

Total FTE on this Chart: 68.95





Position Organization Chart

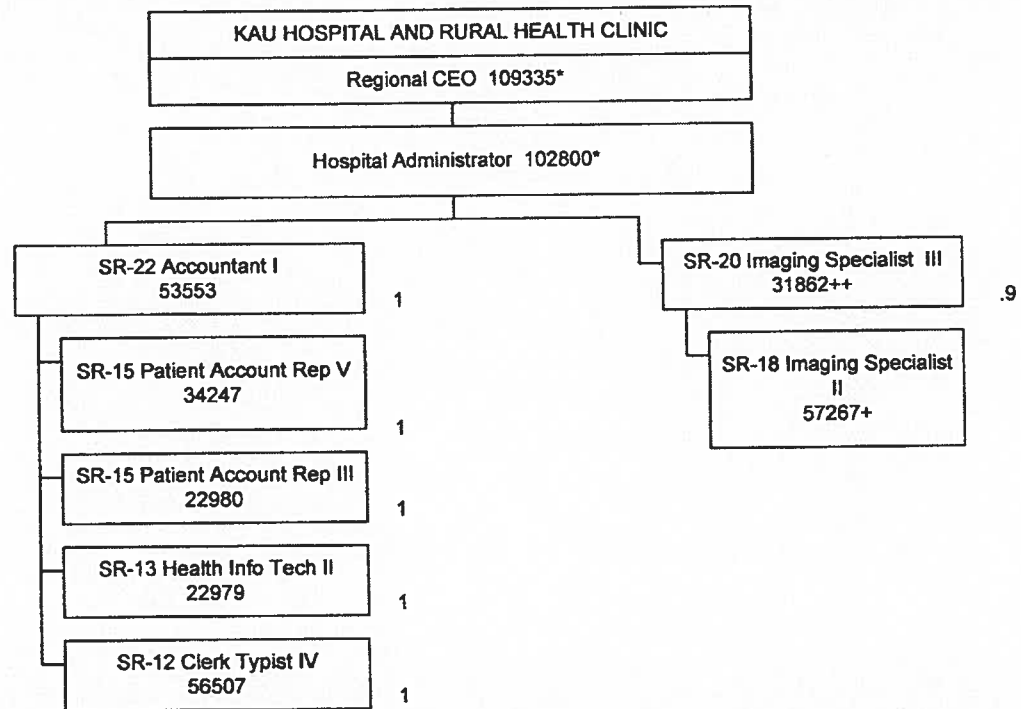


Updated 12/22/09, 5-20-11, 4/12, 8/12; 1/13; 8/13,  
1/14, 9/14, 2/15, 6/15

\*Not Included in Position Count on This Chart  
+Temp position (not included in count)

Total FTE on this Chart: 10

STATE OF HAWAII  
HAWAII HEALTH SYSTEMS CORPORATION  
KAU HOSPITAL AND RURAL HEALTH CLINIC  
ADMINISTRATION  
Radiology/Business Office  
Position Organization Chart

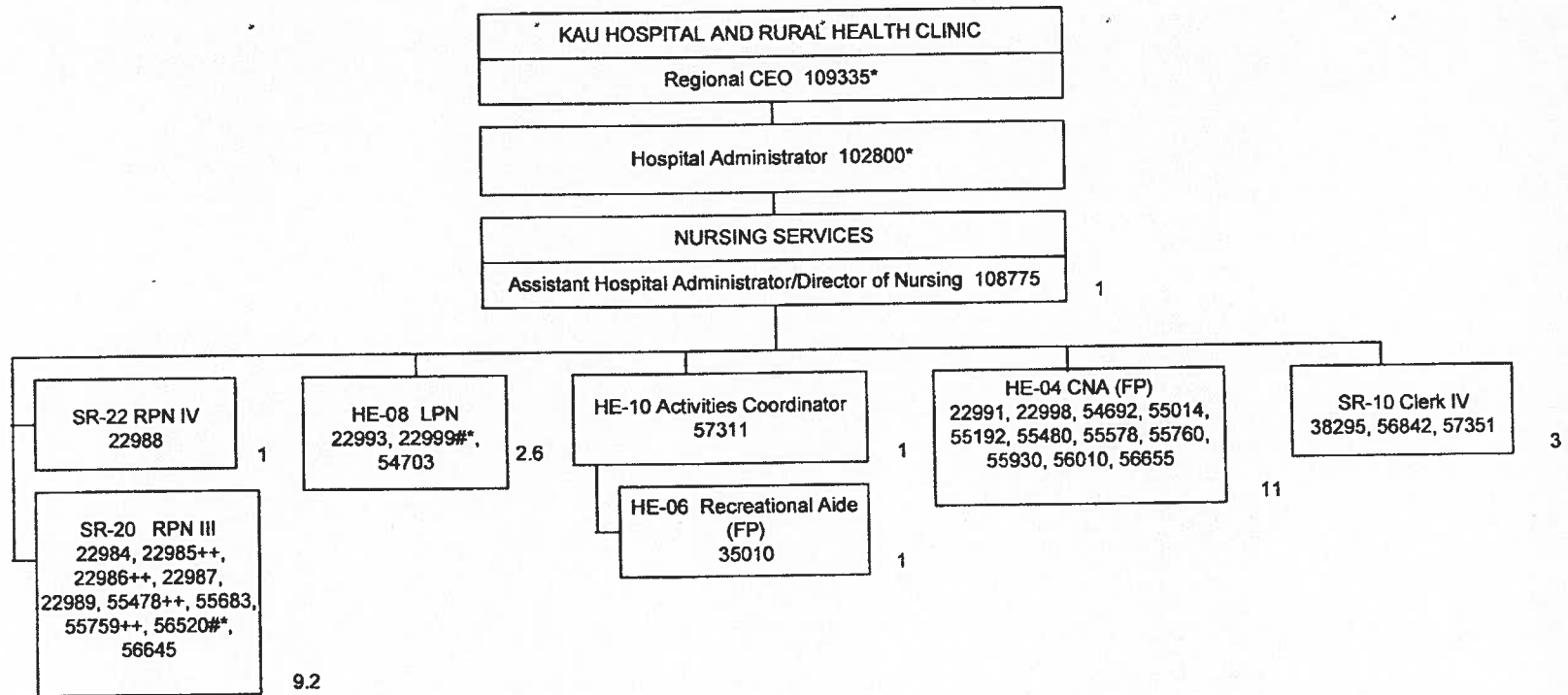


Update 12-22-09, 5-20-11, 4/12, 8/12; 1/13; 8/13  
1/14, 5/14, 9/14, 2/15, 6/15  
+ Temp position (Not Included in Count on This Chart)  
++90%  
\*\*\*80%  
\*\*50%

Total FTE on this Chart: 5.9

STATE OF HAWAII  
HAWAII HEALTH SYSTEMS CORPORATION  
KAU HOSPITAL AND RURAL HEALTH CLINIC  
NURSING SERVICES

Position Organization Chart



Update 12-22-09, 5-20-11, 4/12, 8/12; 1/13; 8/13.  
1/14, 9/14, 2/15, 6/15

+Not Included in Position Count on This Chart

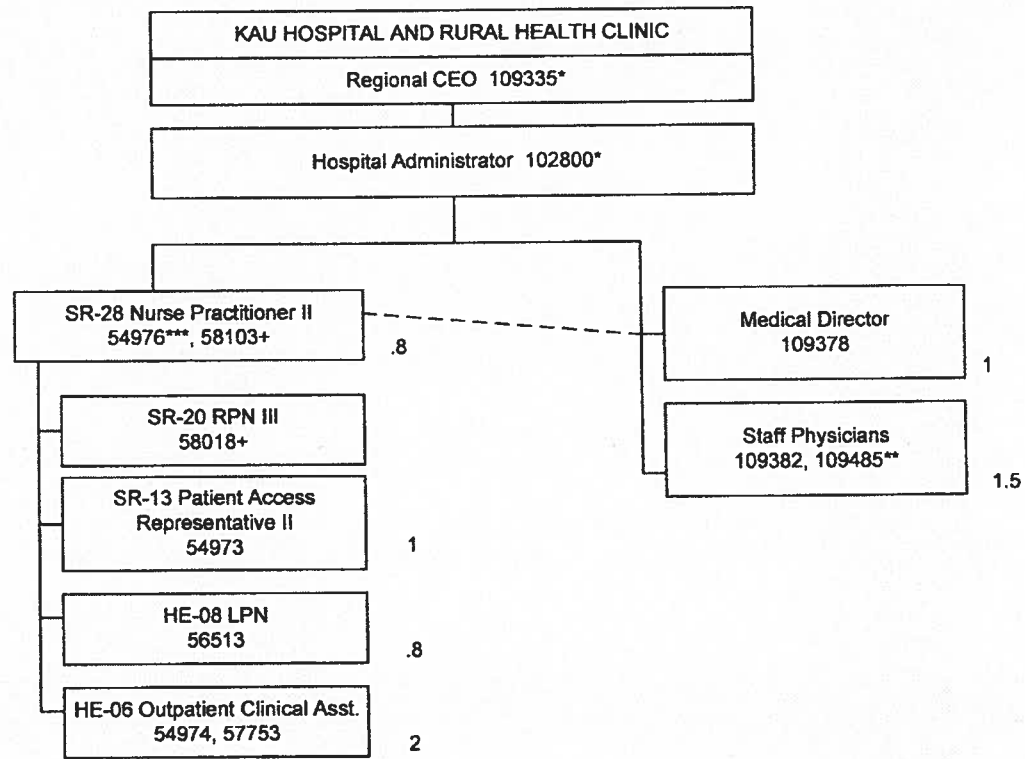
#\*60%

\*\*\*80%

++90%

Total FTE on this Chart: 29.8

STATE OF HAWAII  
HAWAII HEALTH SYSTEMS CORPORATION  
KAU HOSPITAL AND RURAL HEALTH CLINIC  
Rural Health Clinic  
Position Organization Chart



Update 12-22-09, 5-20-11, 4/12, 8/12; 1/13; 8/13,  
1/14, 9/14, 6/15

+Temp position; not included in Count

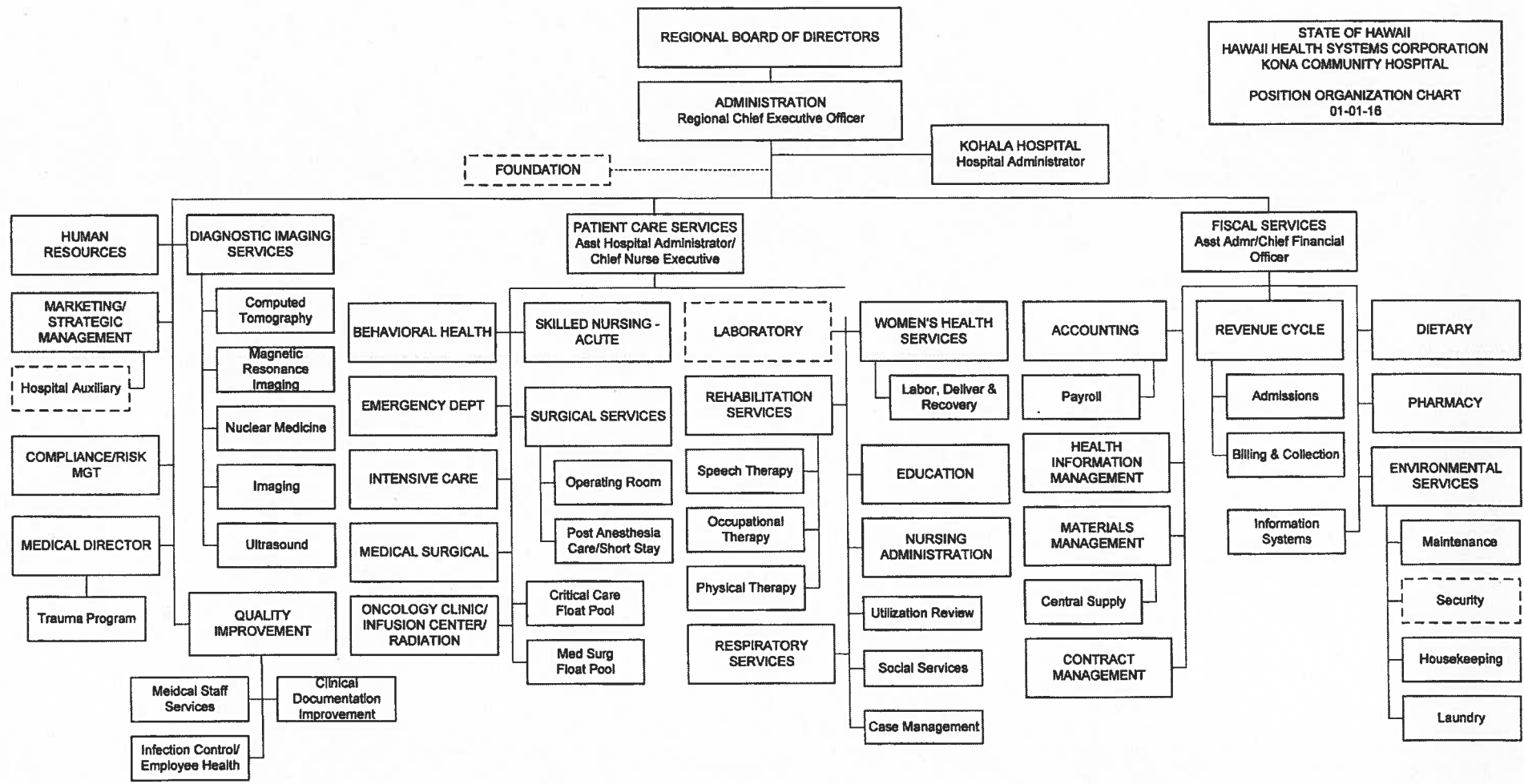
\*Not Included in Position Count on This Chart

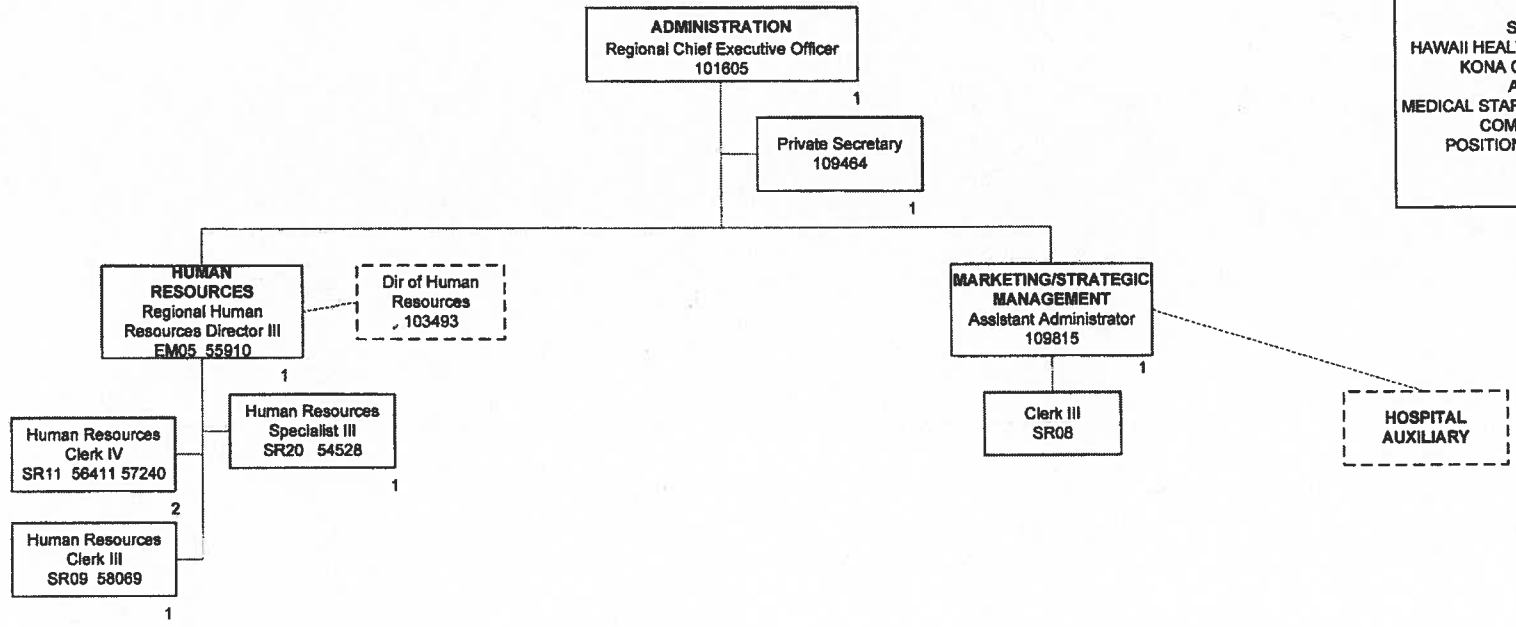
++90%

\*\*\*80%

\*\*50%

Total FTE on this Chart: 7.1

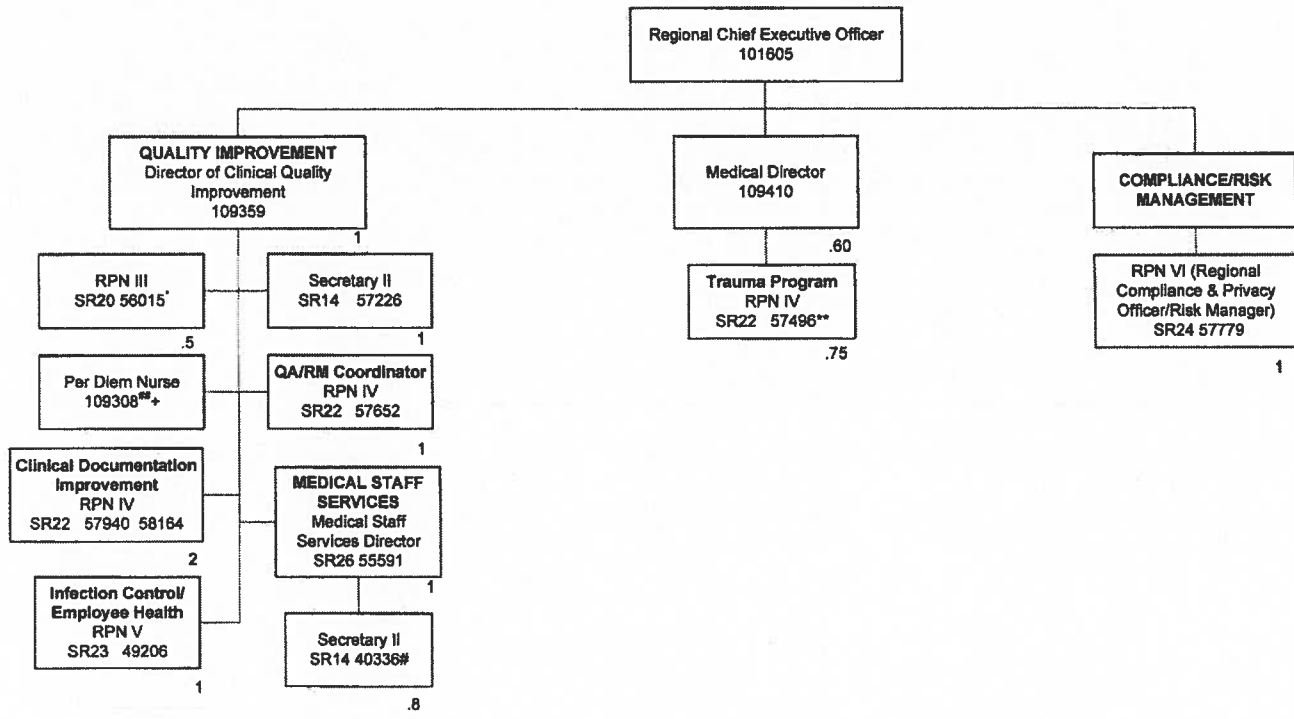




~25% FTE  
~30% FTE  
~50% FTE  
~60% FTE  
~70% FTE  
~75% FTE  
~80% FTE  
^^85% FTE  
\*\*90% FTE

TOTAL FTE POSITIONS ON THIS CHART: 8  
⊗ Not included in position count on this chart.  
+ Temporary Position not included in position count.

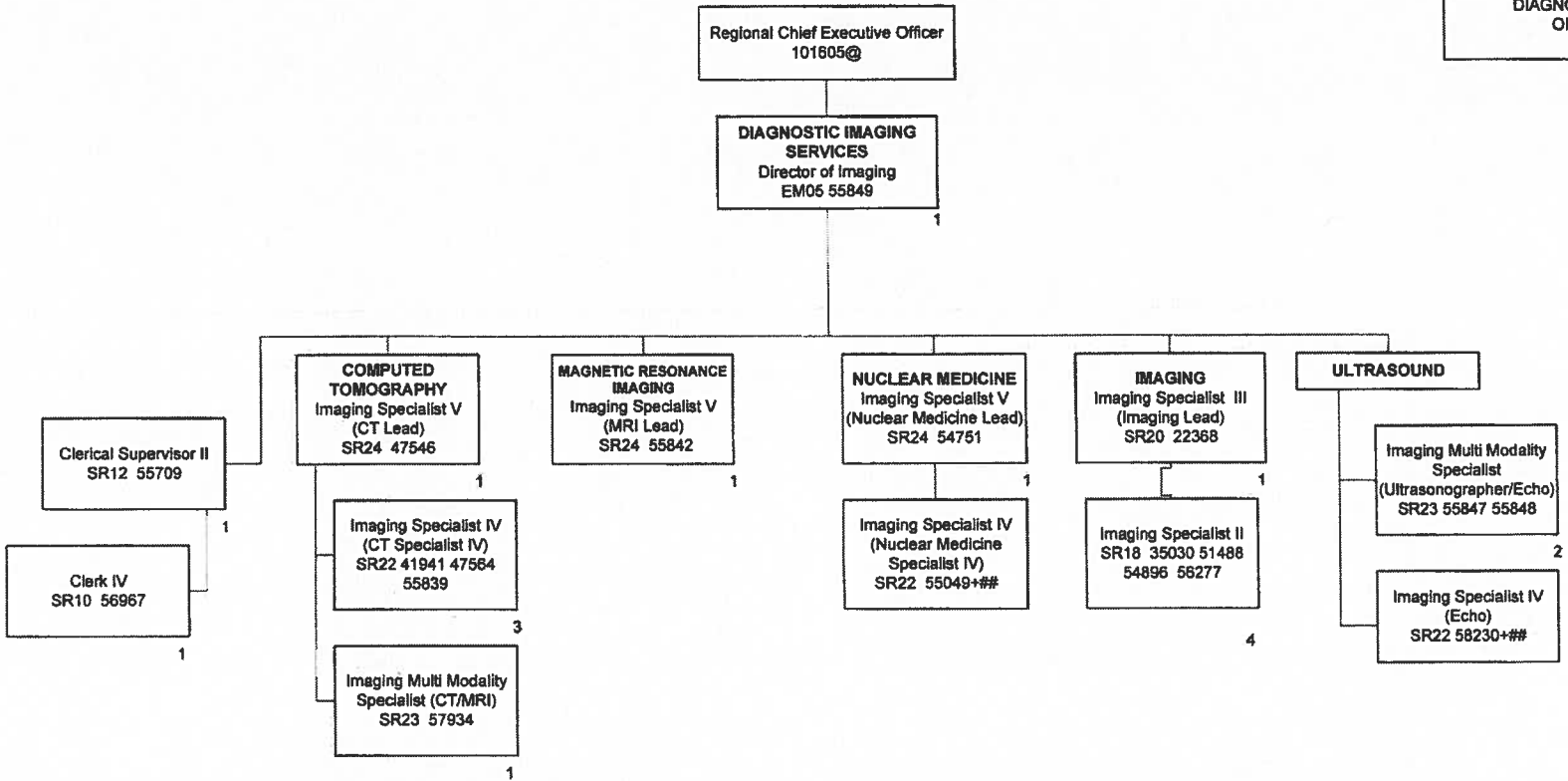
STATE OF HAWAII  
HAWAII HEALTH SYSTEMS CORPORATION  
KONA COMMUNITY HOSPITAL  
COMPLIANCE-RISK MANAGEMENT/QUALITY  
IMPROVEMENT/TRAUMA/INFECTION  
CONTROL  
POSITION ORGANIZATION CHART  
01-01-16



~25% FTE  
\*30% FTE  
^50% FTE  
\$60% FTE  
%70% FTE  
~75% FTE  
^80% FTE  
^^85% FTE  
\*\*90% FTE

TOTAL FTE POSITIONS ON THIS CHART: 10.65  
@ Not included in position count on this chart.  
+ Temporary Position not included in position count.



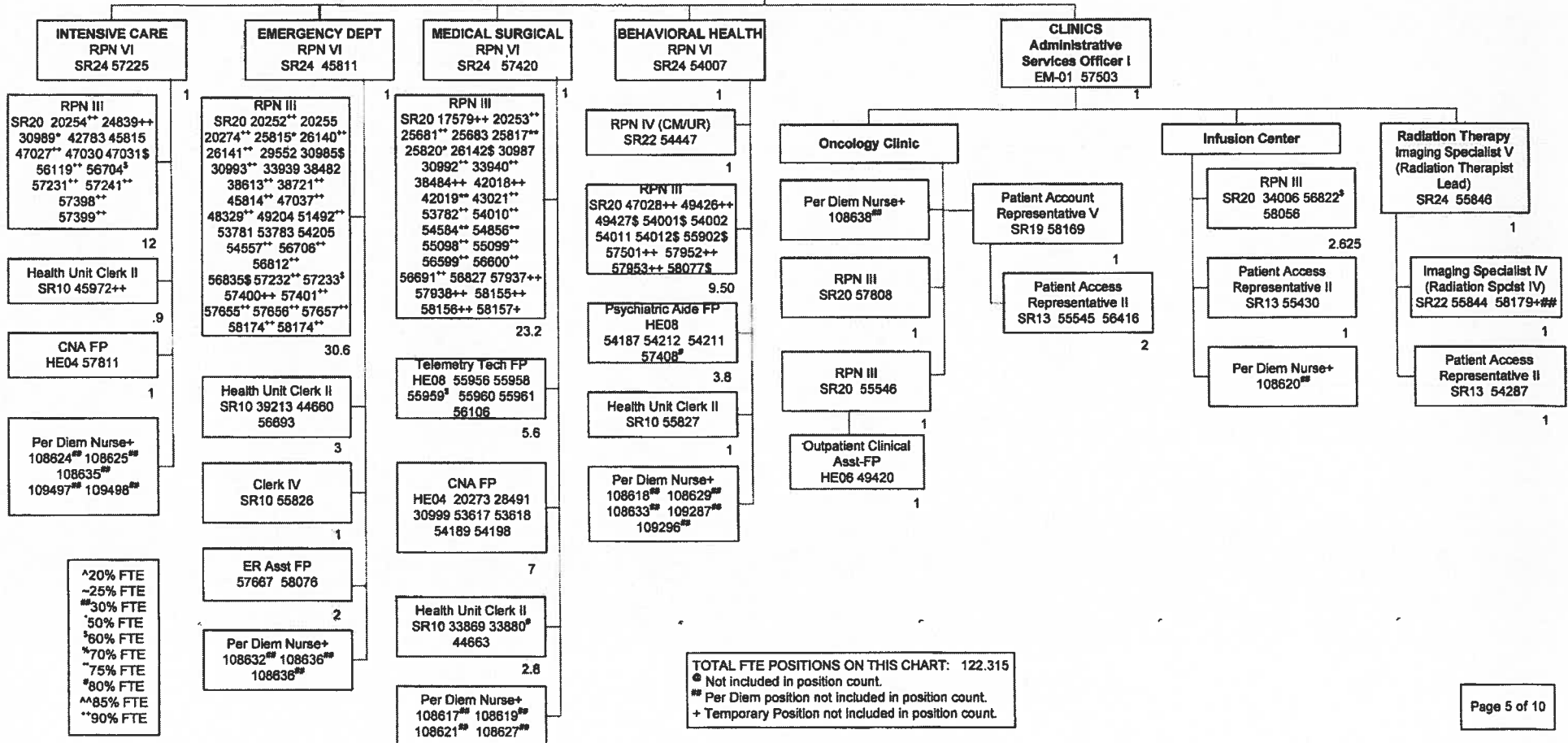


~25% FTE  
^30% FTE  
^50% FTE  
^60% FTE  
^70% FTE  
^75% FTE  
^80% FTE  
^^85% FTE  
^^90% FTE

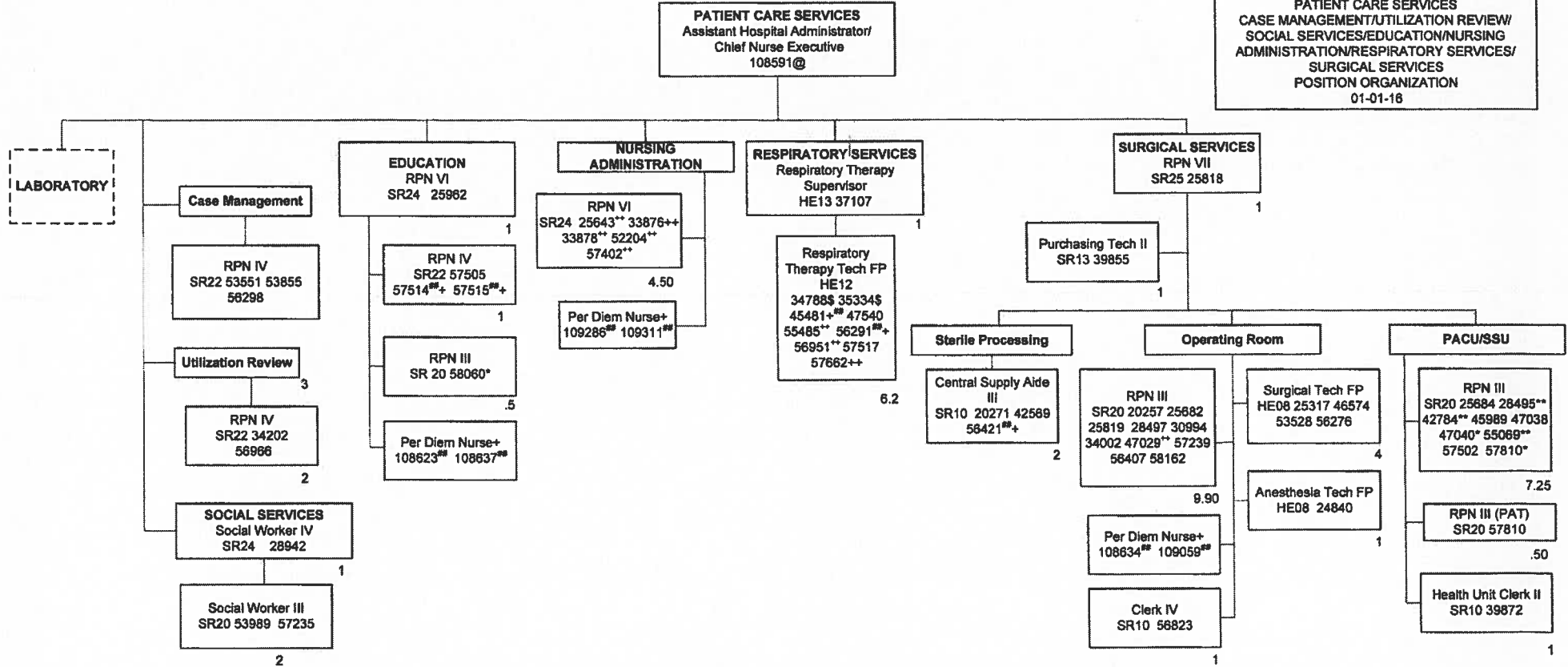
TOTAL FTE POSITIONS ON THIS CHART: 17  
Ⓢ Not included in position count on this chart.  
+ Temporary Position not included in position count.

Regional Chief Executive Officer  
101605@

PATIENT CARE SERVICES  
Assistant Hospital Administrator/  
Chief Nurse Executive  
108591



TOTAL FTE POSITIONS ON THIS CHART: 122.315  
@ Not included in position count.  
\*\* Per Diem position not included in position count.  
+ Temporary Position not included in position count.



^20% FTE  
~25% FTE  
#30% FTE  
50% FTE  
^60% FTE  
\*70% FTE  
~75% FTE  
#80% FTE  
^85% FTE  
\*90% FTE

TOTAL FTE POSITIONS ON THIS CHART: 52.20  
@ Not included in position count.  
# Per Diem position not included in position count.  
+ Temporary Position not included in position count.

Regional Chief Executive Officer  
101605@

PATIENT CARE SERVICES  
Assistant Hospital Administrator/  
Chief Nurse Executive  
108591@

REHABILITATION SERVICES  
Rehab Services Manager  
SR26 55257

WOMEN'S HEALTH SERVICES  
(Labor Delivery & Recovery)  
RPN VI  
SR24 56954

RPN VII  
SR25 28498

Speech Therapy  
Speech Pathologist III  
SR20 56698<sup>##</sup>+  
57660<sup>##</sup>+

Occupational Therapy  
Occupational Therapist III  
SR20 54009<sup>\*\*</sup>  
56030<sup>##</sup>+ 58072<sup>##</sup>+

Physical Therapy  
Physical Therapist III  
SR20 39189 54965  
57653<sup>##</sup>+

RPN III  
SR20 21860<sup>\*\*</sup>  
25685<sup>\*\*</sup> 25816<sup>\*\*</sup>  
25861<sup>\*\*</sup> 29554<sup>\*\*</sup>  
30332<sup>\*\*</sup> 30995<sup>\*\*</sup>  
30997 33941<sup>\*\*</sup>  
38483\* 44966<sup>\*\*</sup>  
45813\* 48427\*  
49205<sup>\*\*</sup> 53550<sup>\*\*</sup>  
53893<sup>\*\*</sup> 54349<sup>\*</sup>  
55234<sup>\*\*</sup> 55725<sup>\*</sup>  
56819<sup>\*\*</sup> 57228<sup>\*\*</sup>  
55234<sup>\*\*</sup>  
57936<sup>++</sup> 57946<sup>++</sup>  
57947<sup>++</sup> 58082<sup>\$</sup>  
58176<sup>\*\*</sup>

Per Diem Nurse+  
108626<sup>##</sup> 108631<sup>##</sup>  
108648<sup>##</sup> 109291<sup>##</sup>  
109501<sup>##</sup> 109502<sup>##</sup>

LPN FP  
HE08 30333 34186<sup>#</sup>

Surg Tech FP  
HE08 57932

SNF/ACUTE

RPN III  
SR20 24837\*  
3099144056<sup>\*\*</sup>  
48508<sup>\*\*</sup> 49428<sup>\*\*</sup>  
53890 53891<sup>\*\*</sup>  
53892<sup>\*\*</sup> 55397<sup>\*</sup>  
58296 58163+

Per Diem Nurse+  
108630<sup>##</sup> 108646<sup>##</sup>

CNA FP  
HE04 30336 31003  
45964 49421

Critical Care Float Pool

RPN III  
SR20 55235<sup>\*\*</sup> 56001<sup>\*\*</sup>  
56120<sup>\*\*</sup> 56963<sup>\*\*</sup>  
58063<sup>\*\*</sup> 58064<sup>\*\*</sup>  
58068<sup>\*\*</sup>

Per Diem Nurse+  
108622<sup>##</sup> 108628<sup>##</sup>  
108649<sup>##</sup> 109499<sup>##</sup>  
109500<sup>##</sup>

Health Unit Clerk II  
SR10 27318<sup>++</sup>  
56689<sup>++</sup>

CNA FP  
HE04 54321<sup>\*\*</sup> 54532  
55396 57948

Med-Surg Float Pool

RPN III  
SR20 30996<sup>++</sup>  
48471<sup>++</sup> 48780<sup>++</sup>  
49210<sup>++</sup> 54000<sup>++</sup>  
56006\* 55607<sup>++</sup>  
57511<sup>++</sup> 57933<sup>++</sup>

Relief Pool

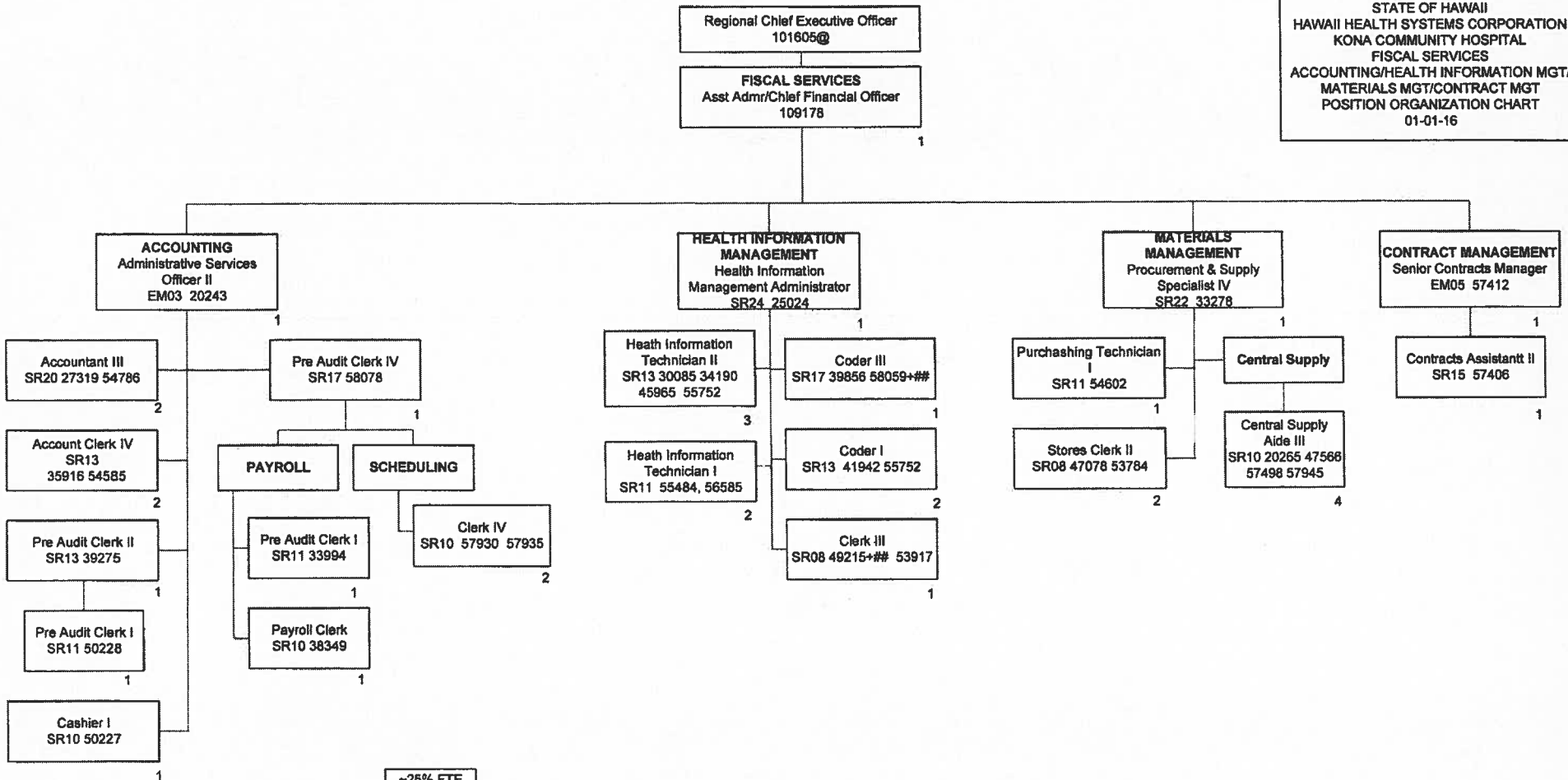
Per Diem LPN+  
109040<sup>##</sup> 109045<sup>##</sup>

Per Diem CNA+  
109042<sup>##</sup> 109043<sup>##</sup>  
109044<sup>##</sup> 109047<sup>##</sup>

Nurse Aide Entry  
HE02 56108<sup>##</sup>+  
57665<sup>##</sup>+ 57669<sup>##</sup>+  
57941<sup>##</sup>+ 57942<sup>##</sup>+  
58073<sup>##</sup>+ 58074<sup>##</sup>+  
58075<sup>##</sup>+

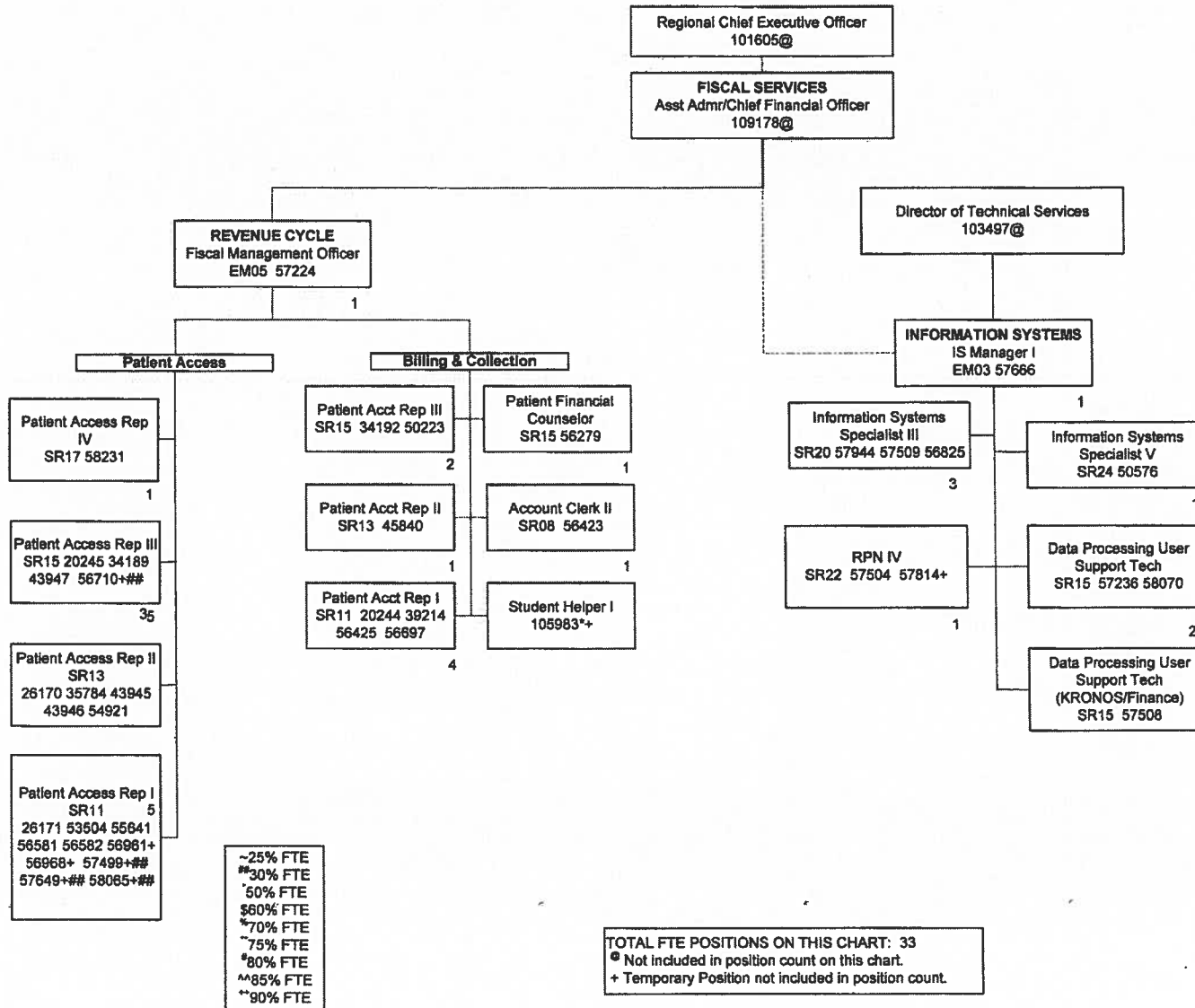
^20% FTE  
~25% FTE  
<sup>##</sup>30% FTE  
\*50% FTE  
^60% FTE  
\*70% FTE  
<sup>\*\*</sup>75% FTE  
<sup>#</sup>80% FTE  
^85% FTE  
<sup>\*\*</sup>90% FTE

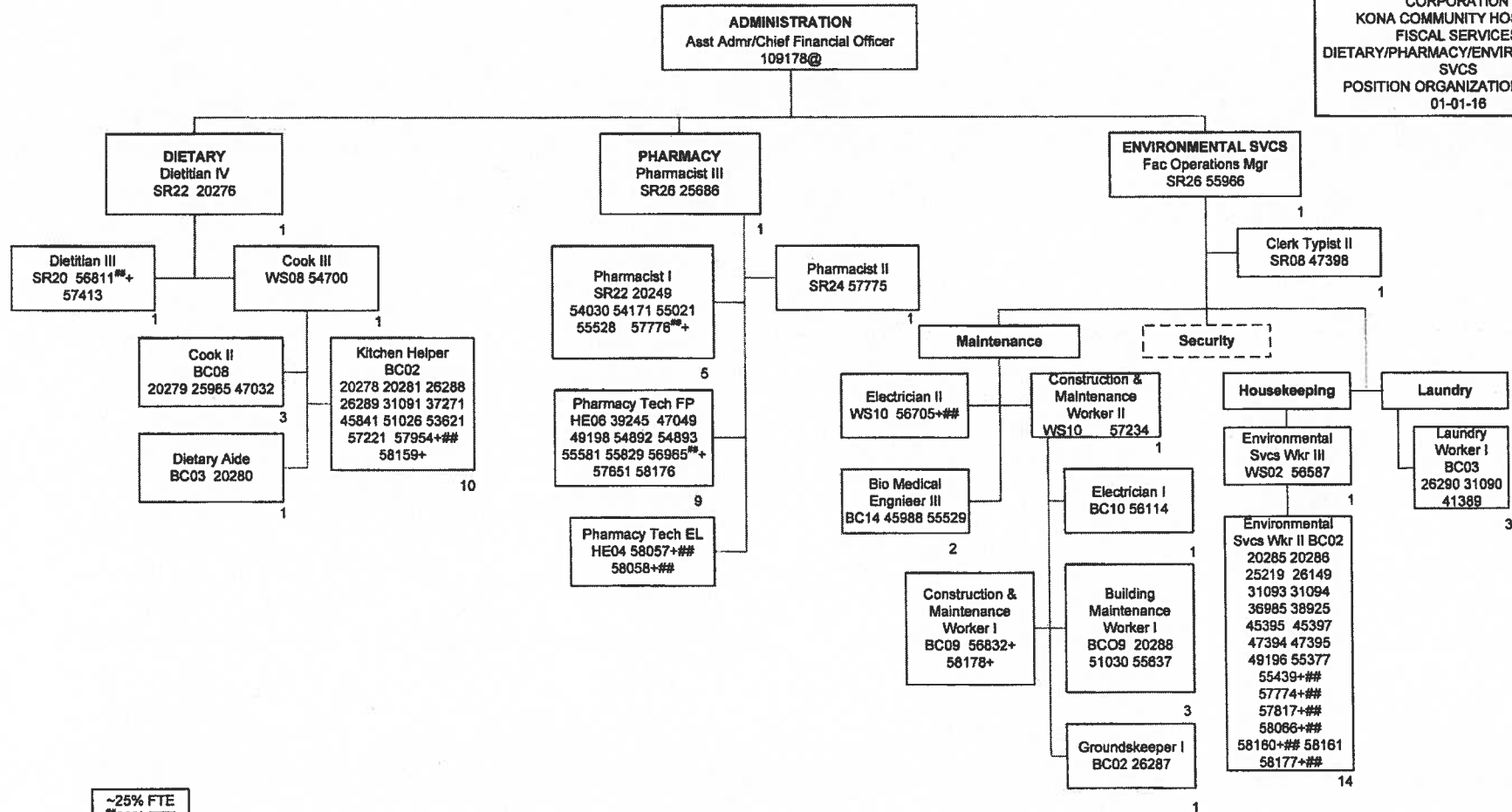
TOTAL FTE POSITIONS ON THIS CHART: 63.60  
@ Not included in position count.  
<sup>##</sup> Per Diem position not included in position count.  
+ Temporary Position not included in position count.



~25% FTE  
 #30% FTE  
 50% FTE  
 \$60% FTE  
 \*70% FTE  
 ^75% FTE  
 ^80% FTE  
 ^^85% FTE  
 \*\*90% FTE

TOTAL FTE POSITIONS ON THIS CHART: 34.00  
 @ Not included in position count on this chart.  
 + Temporary Position not included in position count.

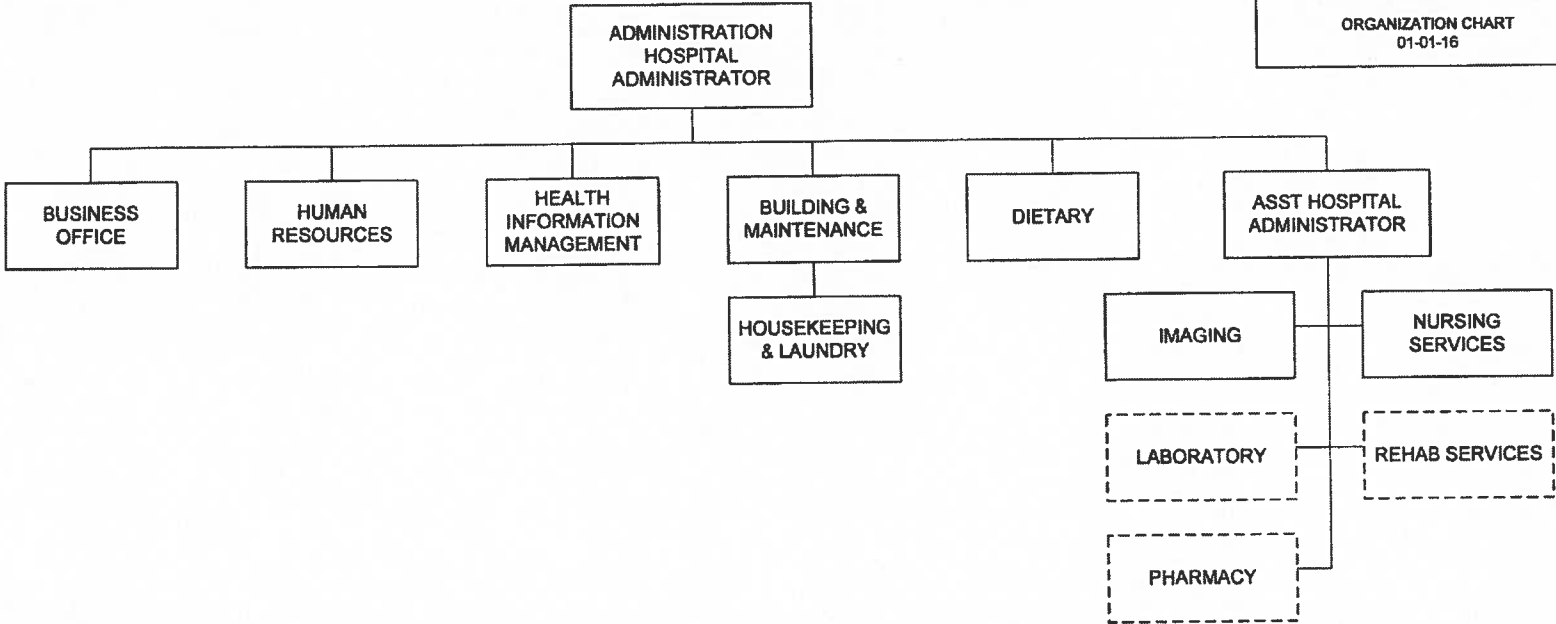




~25% FTE  
\*\*30% FTE  
\*50% FTE  
\$60% FTE  
^70% FTE  
~75% FTE  
^80% FTE  
^^85% FTE  
\*\*90% FTE

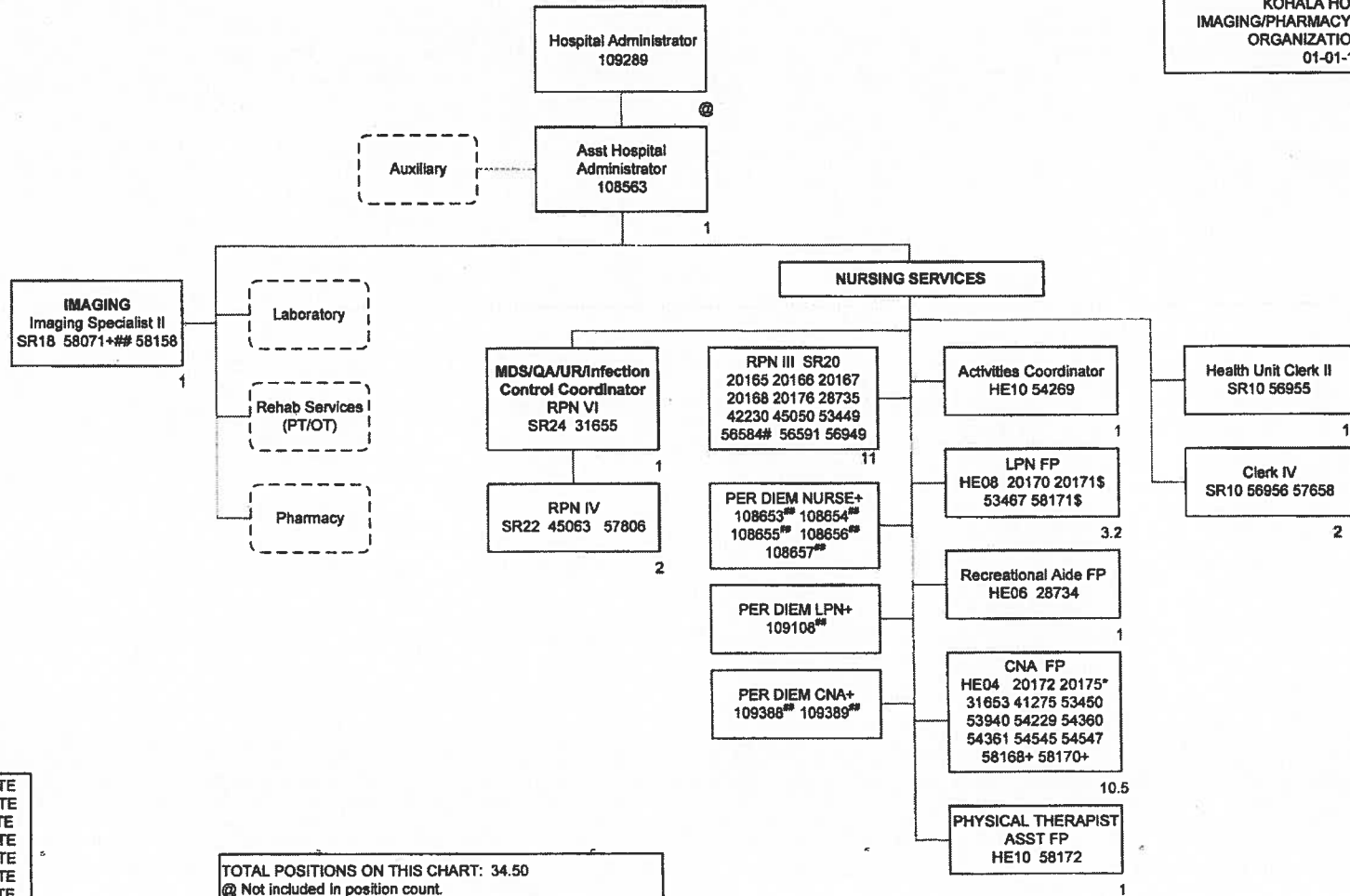
TOTAL FTE POSITIONS ON THIS CHART: 61  
@ Not included in position count on this chart.  
+Temporary Position not included in position count.

STATE OF HAWAII  
HAWAII HEALTH SYSTEMS CORPORATION  
KOHALA HOSPITAL  
ORGANIZATION CHART  
01-01-16



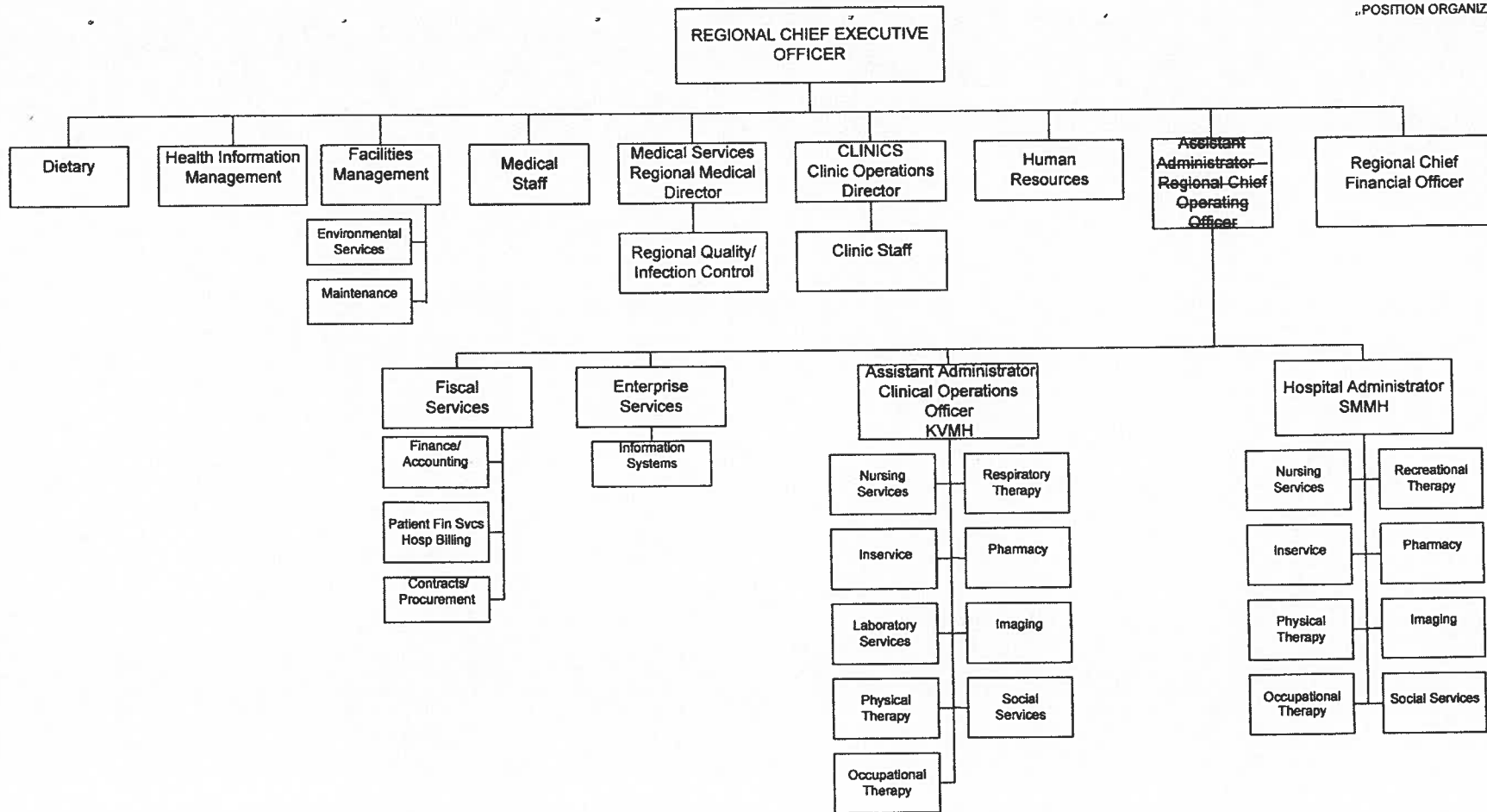


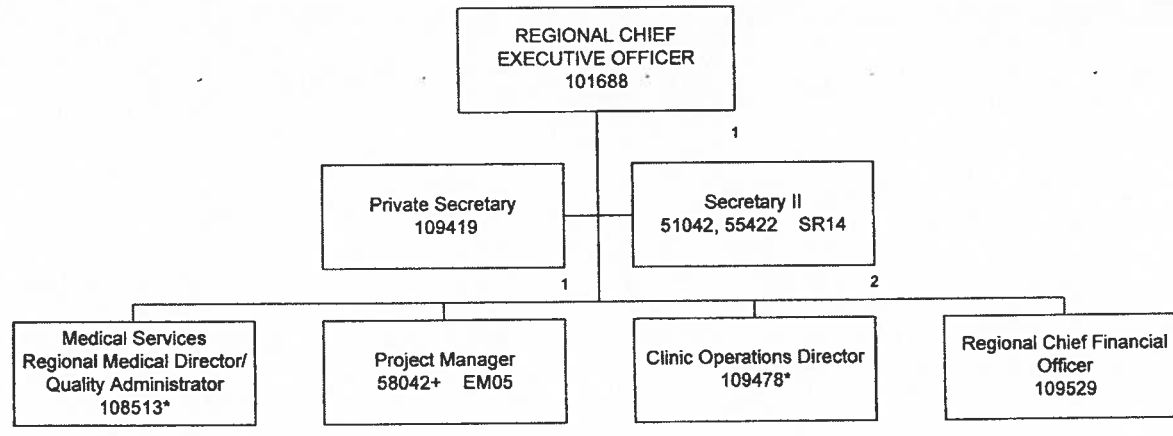




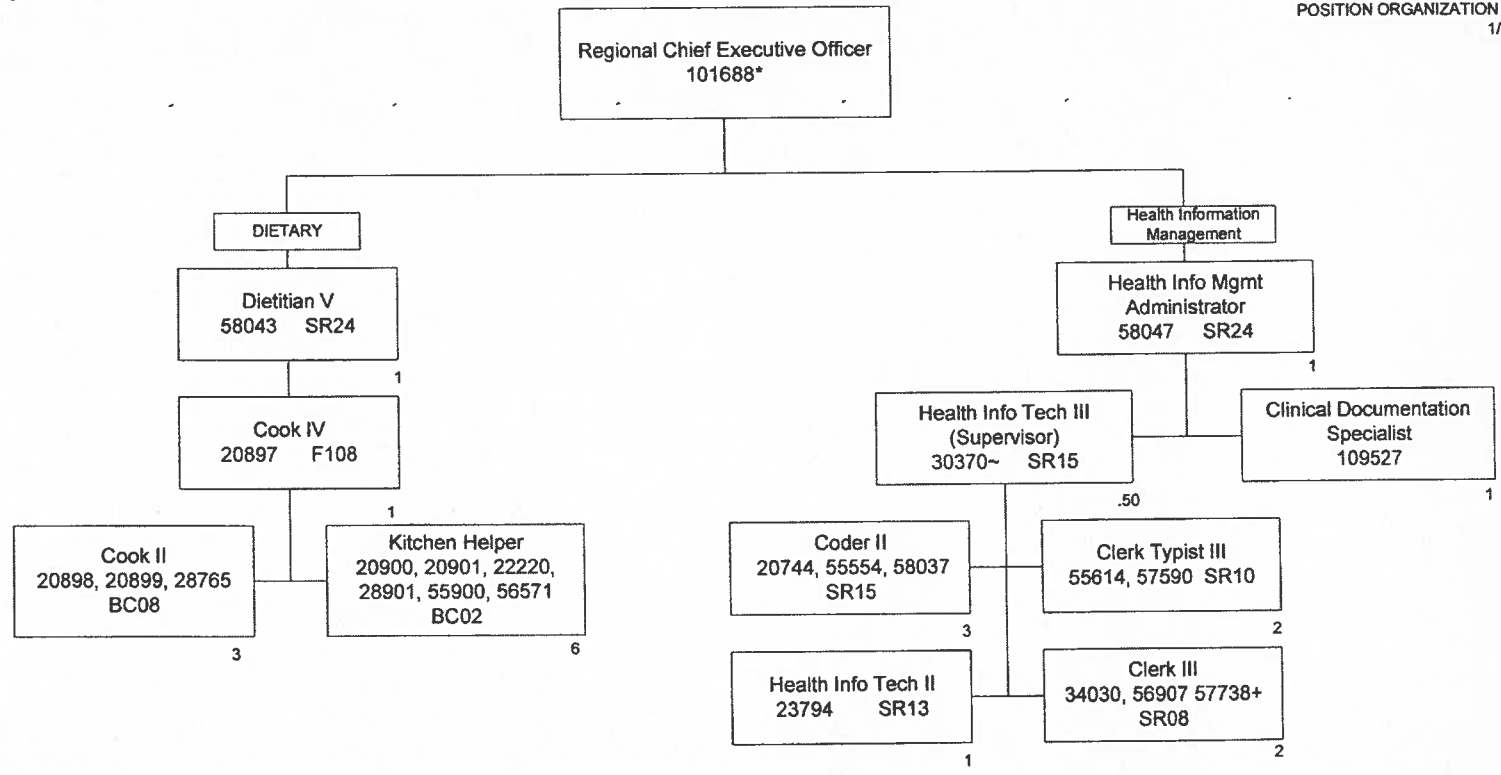
~25% FTE  
##30% FTE  
\$50% FTE  
\$60% FTE  
^70% FTE  
^75% FTE  
^80% FTE  
^85% FTE  
^90% FTE

TOTAL POSITIONS ON THIS CHART: 34.50  
@ Not included in position count.  
## Per Diem position not included in position count.  
+ Temporary Position not included in position count.

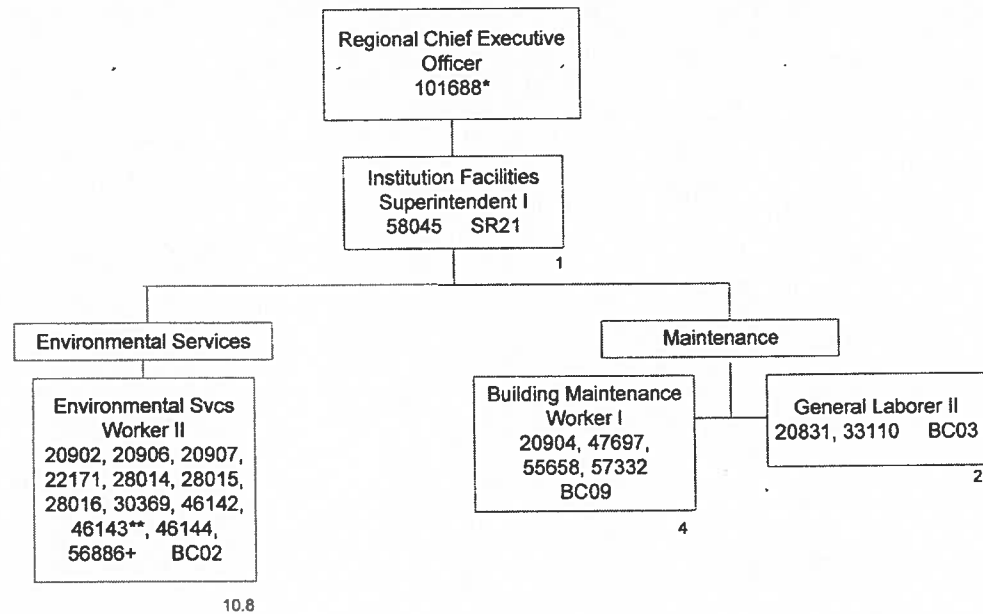




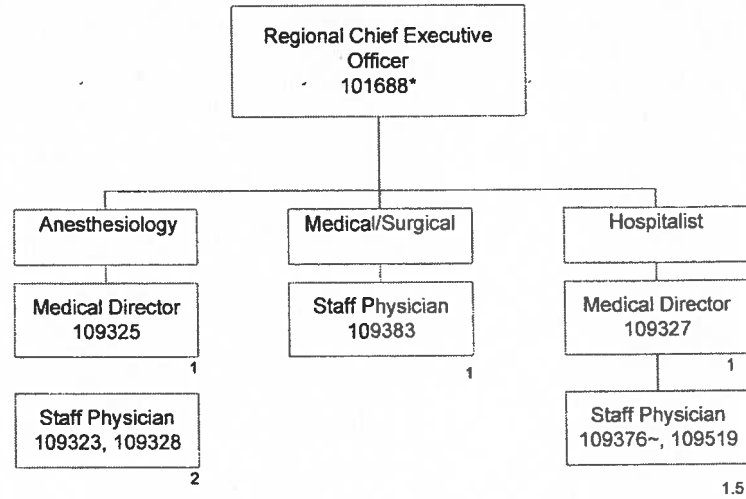
TOTAL COUNT ON THIS ORG CHART: 5  
\*Not included in position count on this chart



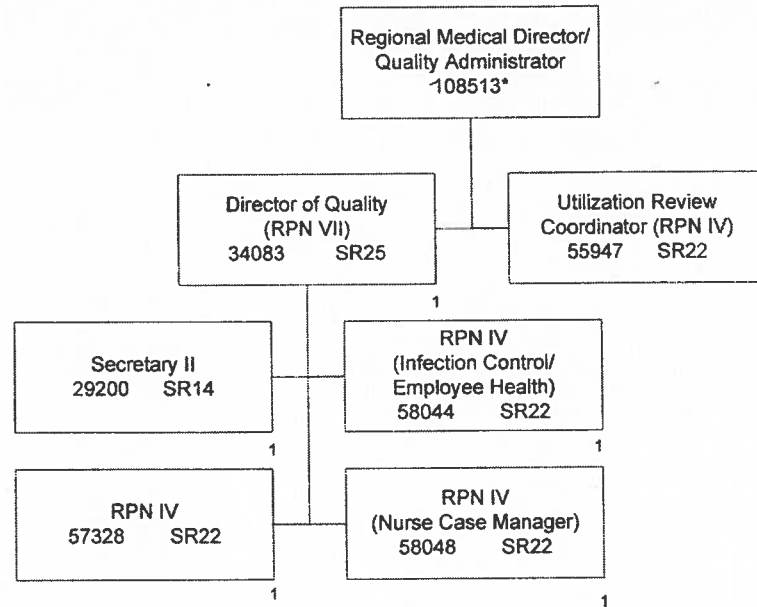
TOTAL COUNT ON THIS ORG CHART: 21.5  
+Temporary position, not included in position count  
\*Not included in position count on this chart



TOTAL COUNT ON THIS ORG CHART: 17.8  
+Temporary position, not included in position count  
\*Not included in position count on this chart  
^30% FTE  
~50% FTE  
\*\*80% FTE

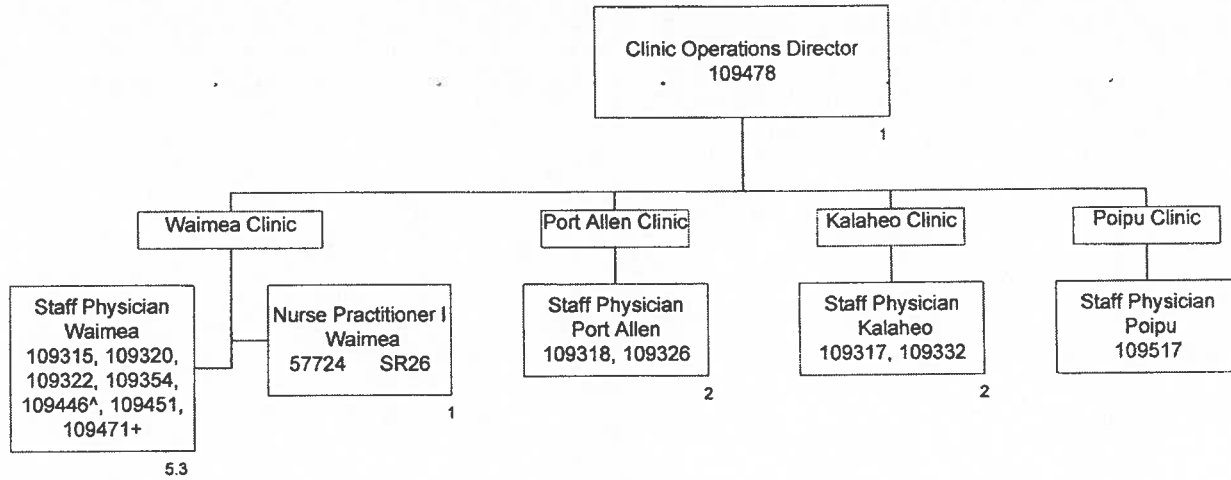


TOTAL COUNT ON THIS ORG CHART: 6.5  
+ Temporary position, not included in position count.  
\* Not included in position count on this chart  
~50% FTE

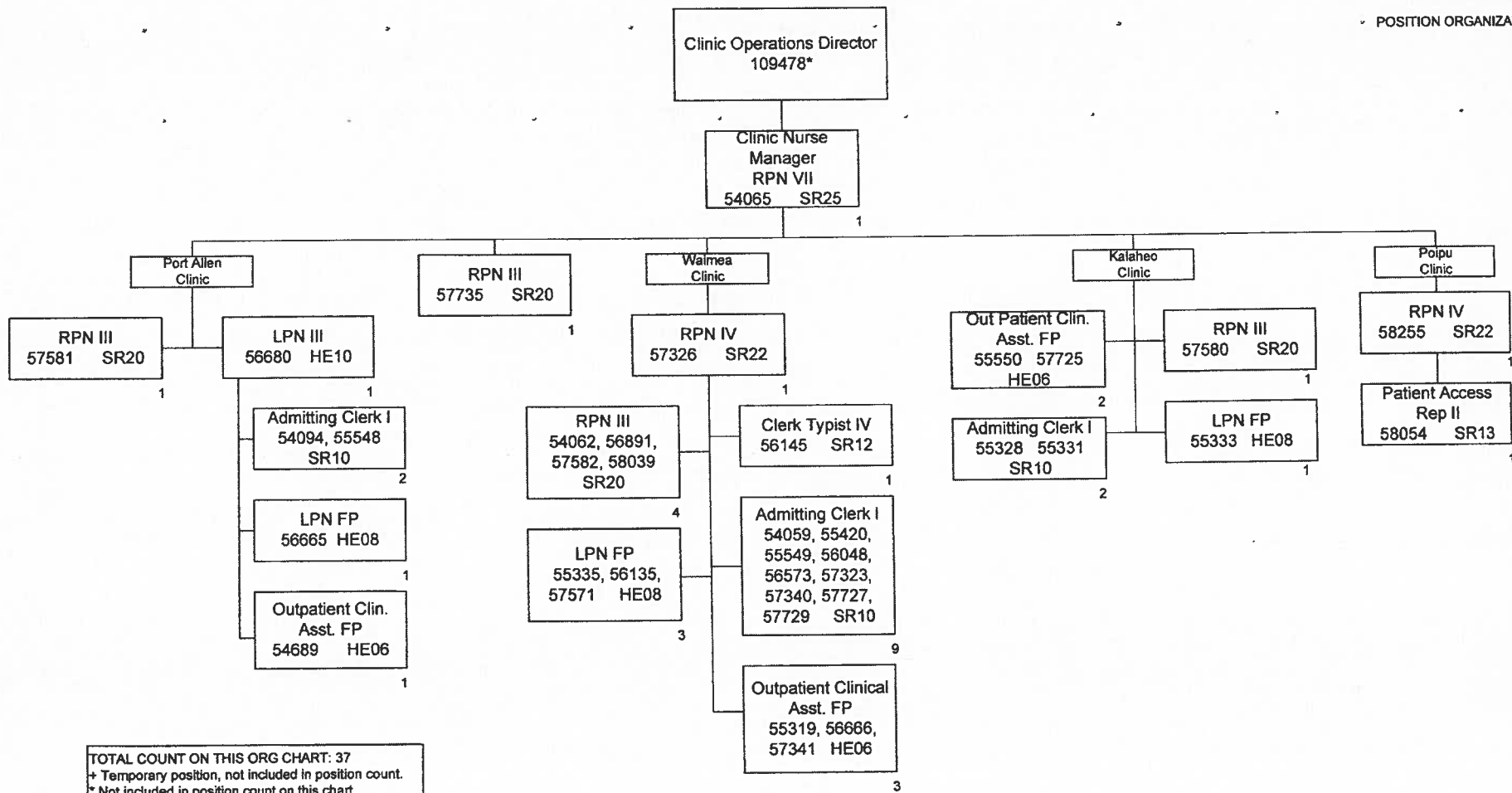


TOTAL COUNT ON THIS ORG CHART: 6  
+Temporary position, not included in position count.  
\* Not included in position count on this chart.

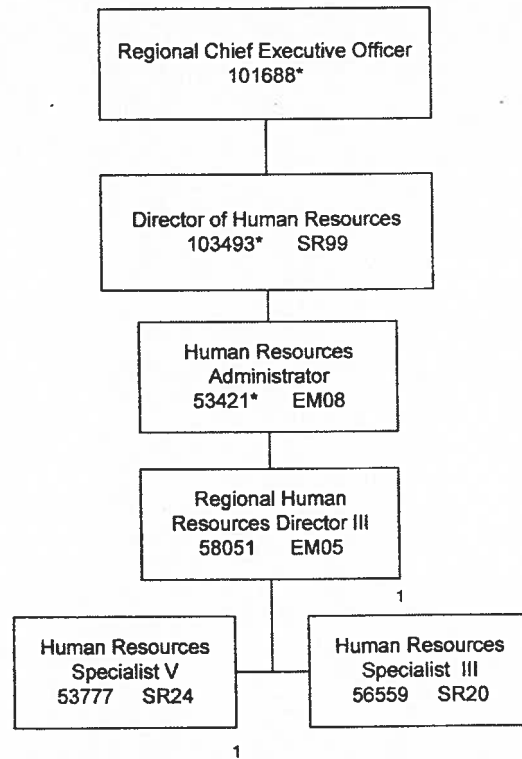




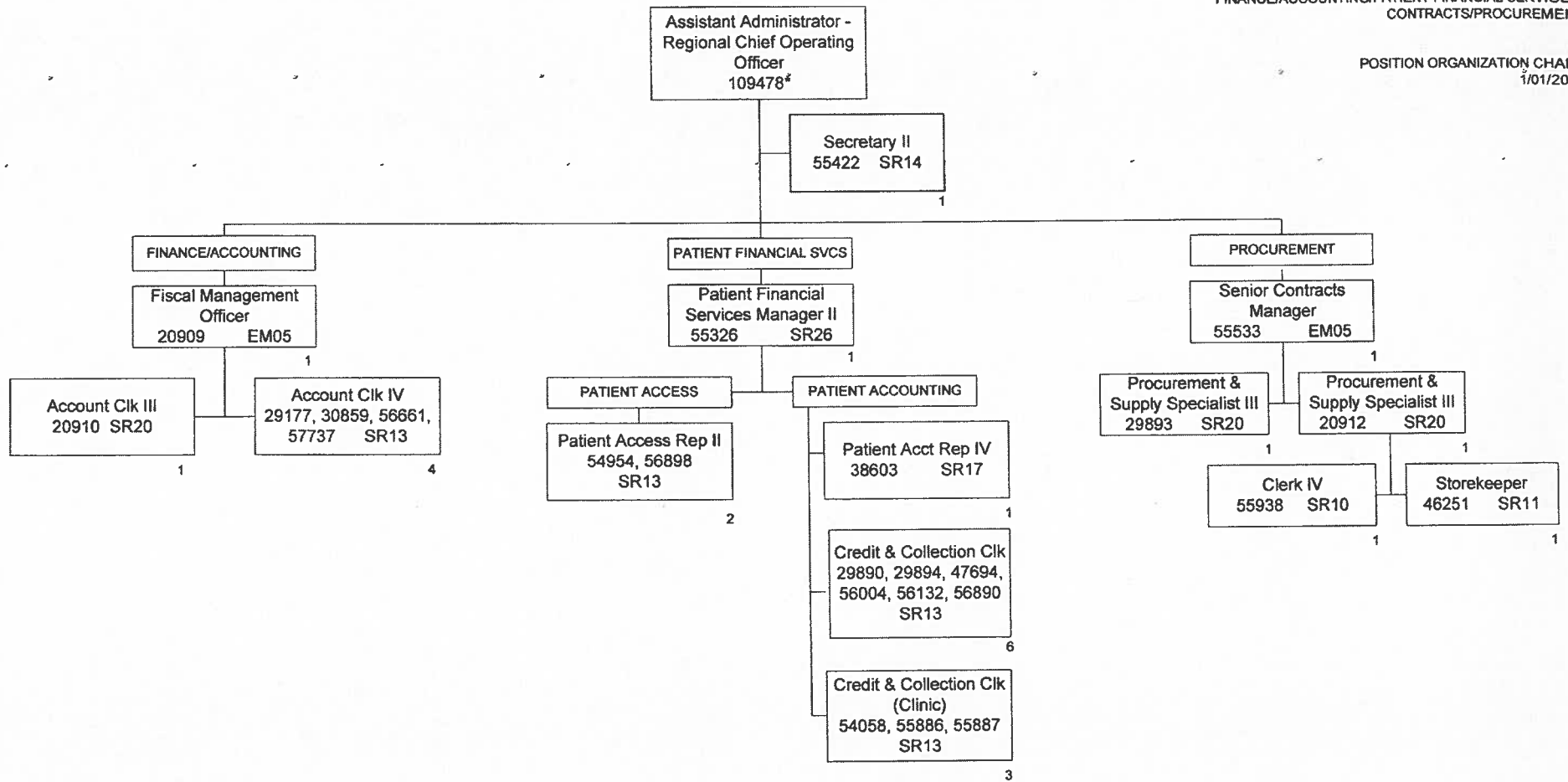
TOTAL COUNT ON THIS ORG CHART: 12.3  
+ Temporary position, not included in position count.  
\* Not included in position count on this chart  
^30% FTE ~50% FTE #60% FTE \*\* 80% FTE



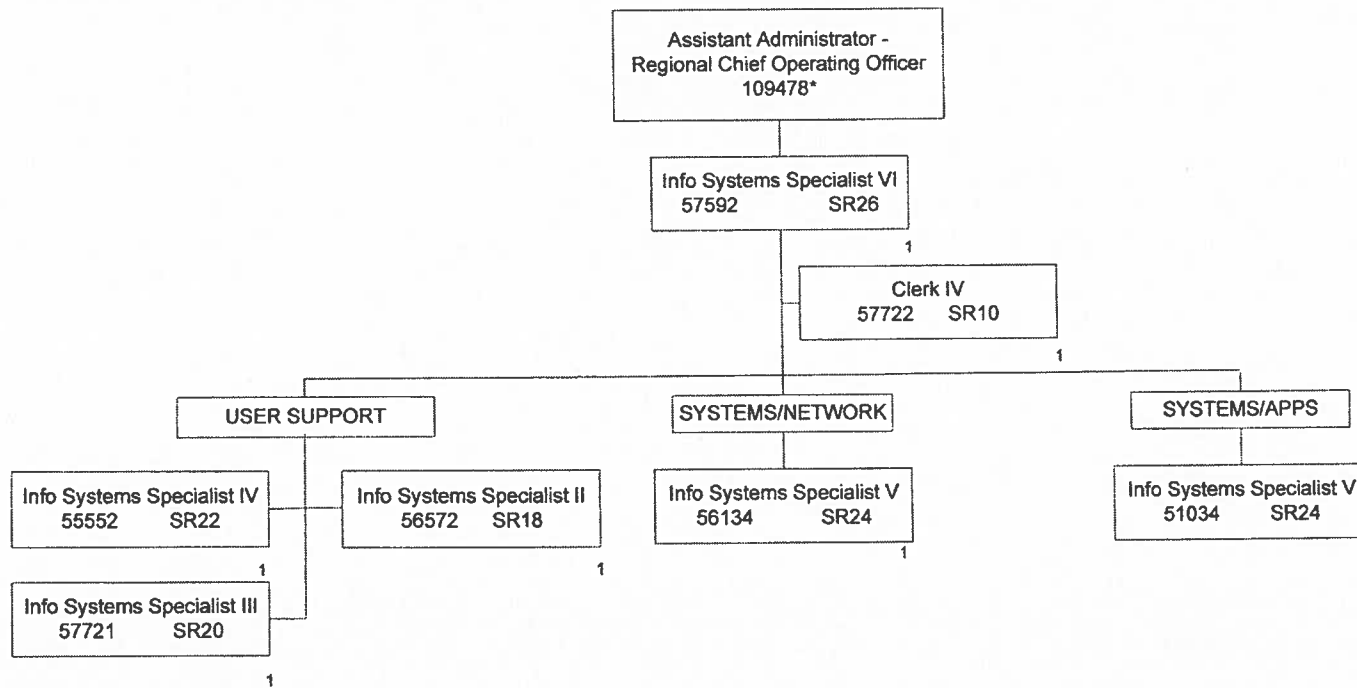
TOTAL COUNT ON THIS ORG CHART: 37  
+ Temporary position, not included in position count.  
\* Not included in position count on this chart



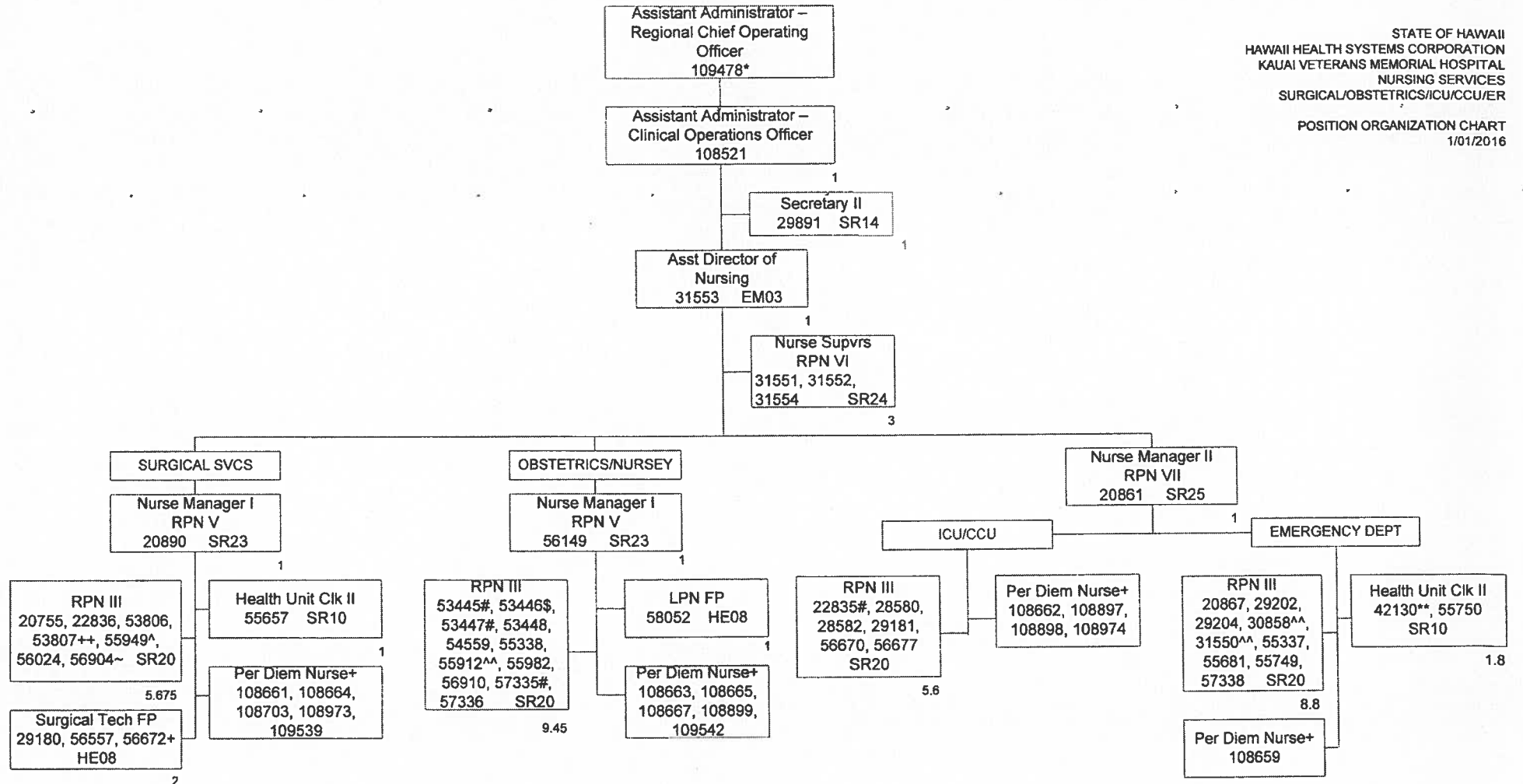
TOTAL COUNT ON THIS ORG CHART: 3  
\* Not included in position count on this chart.



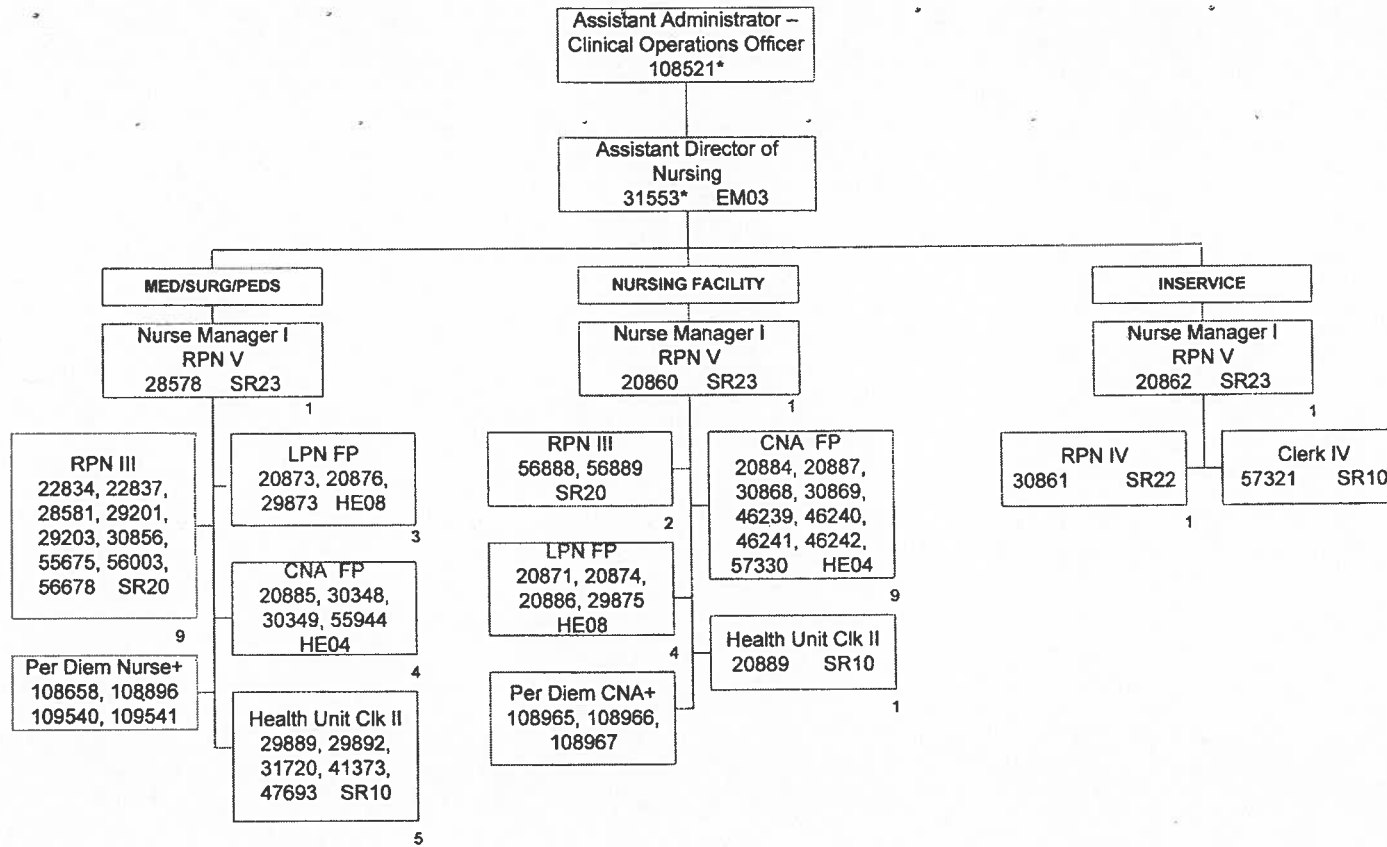
TOTAL COUNT ON THIS ORG CHART: 25  
 +Temporary position, not included in position count  
 \*Not included in position count on this chart



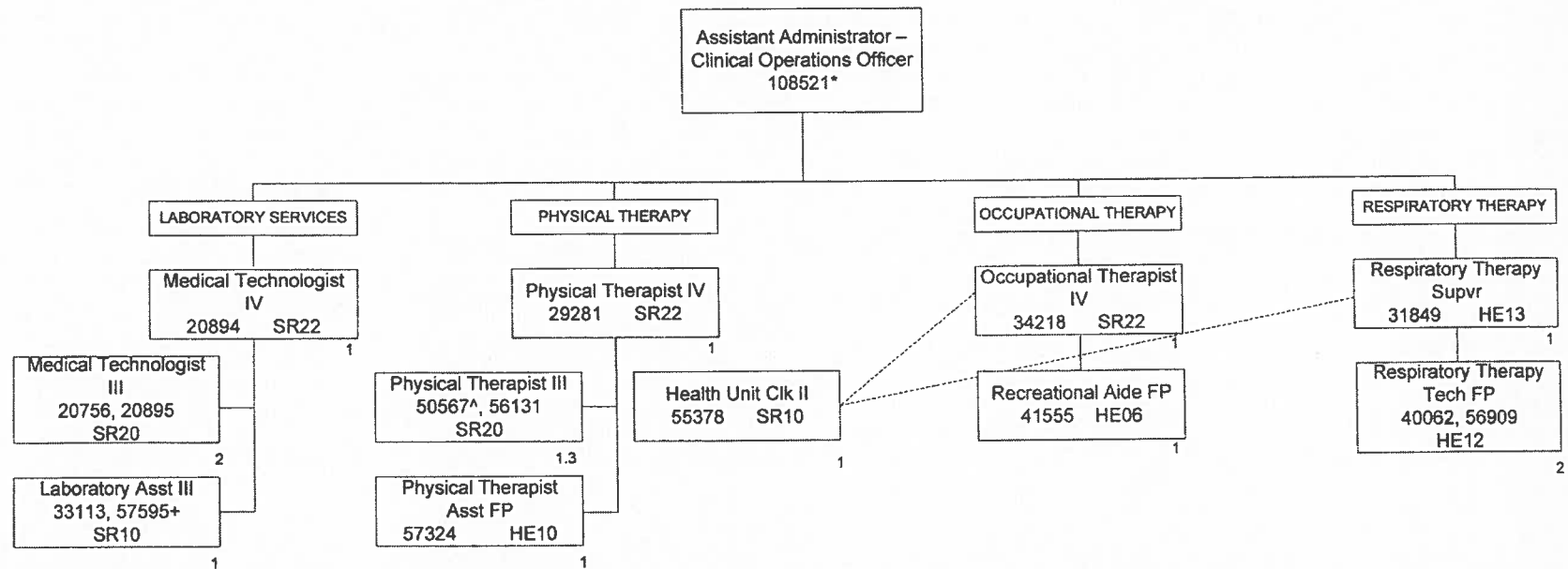
TOTAL COUNT ON THIS ORG CHART: 7  
+Temporary position, not included in position count  
\*Not included in position count on this chart



TOTAL COUNT ON THIS ORG CHART: 44.325  
+Temporary position, not included in position count  
\*Not included in position count on this chart  
^30% FTE ~50% FTE #60% FTE \*\*80% FTE  
\$75% FTE ++87.5 ^^90% FTE

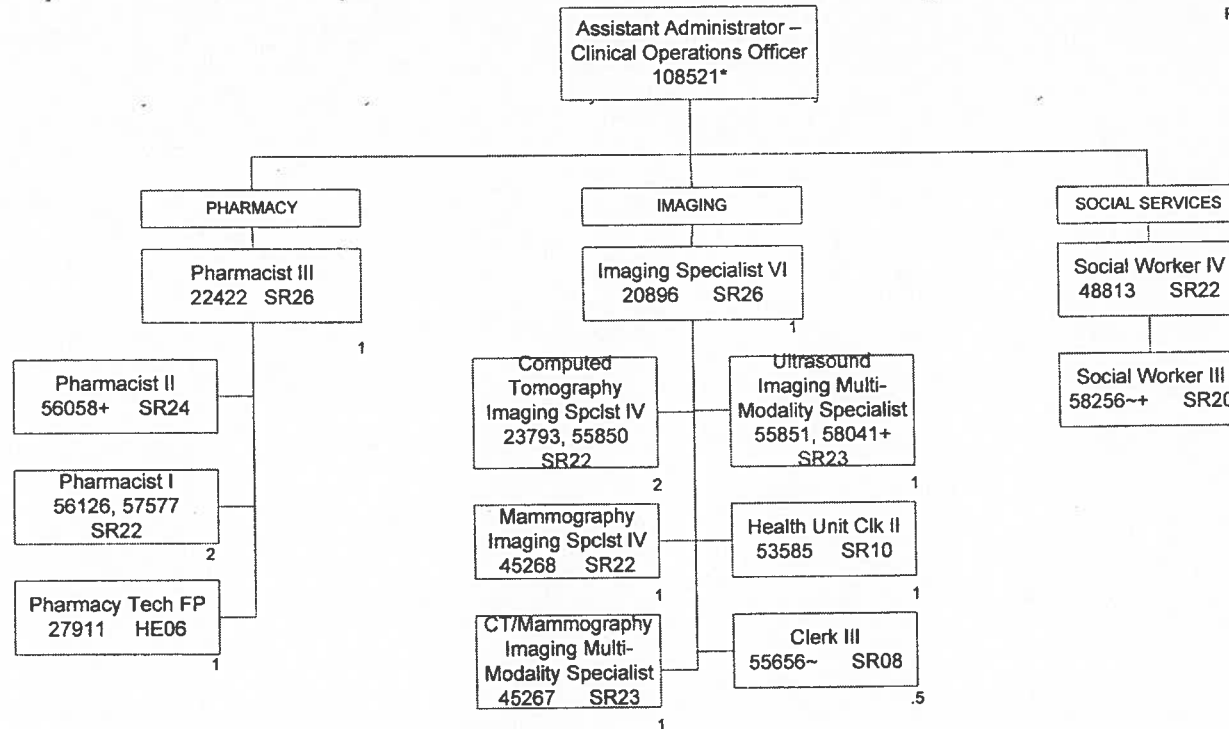


TOTAL COUNT ON THIS ORG CHART: 42  
+Temporary position, not included in position count  
\*Not included in position count on this chart

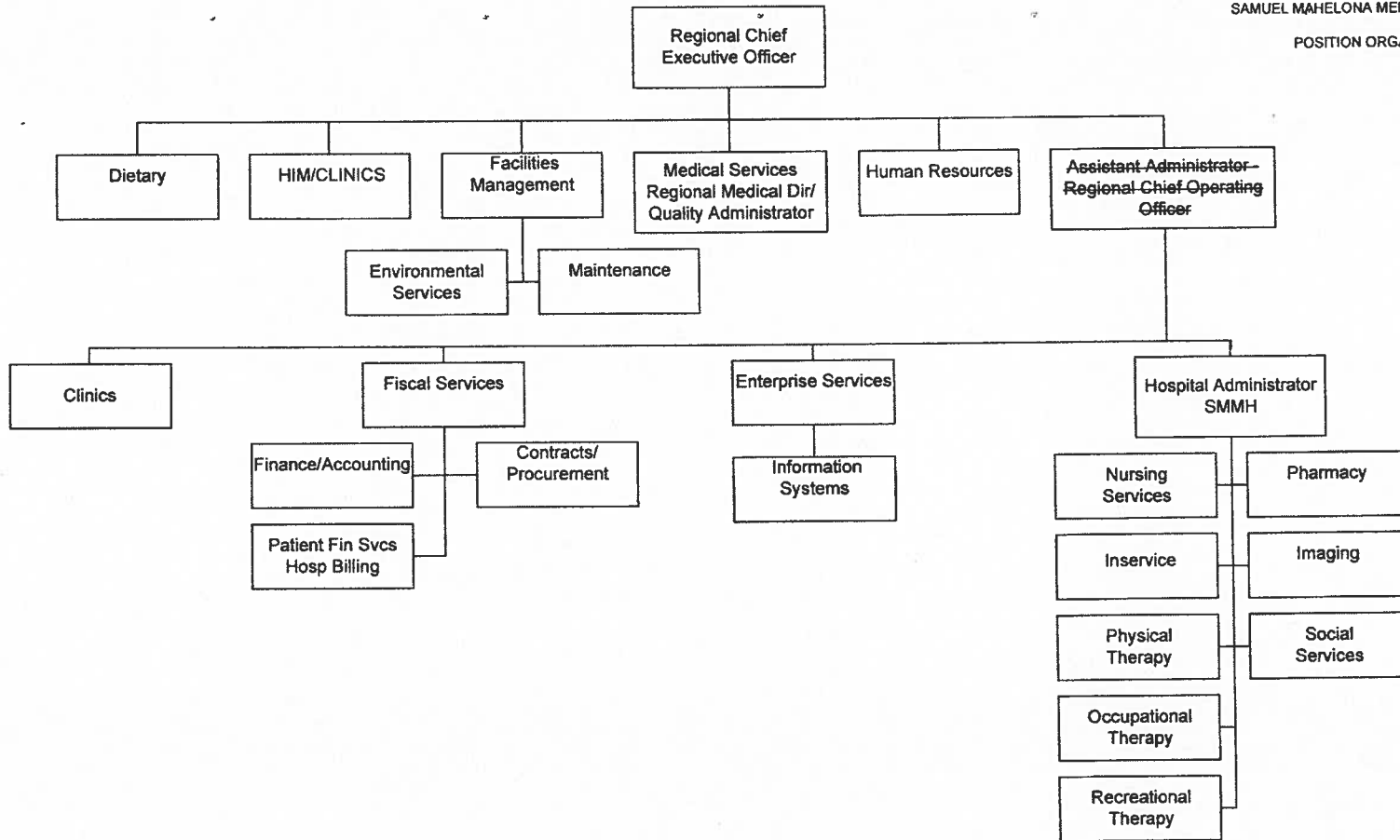


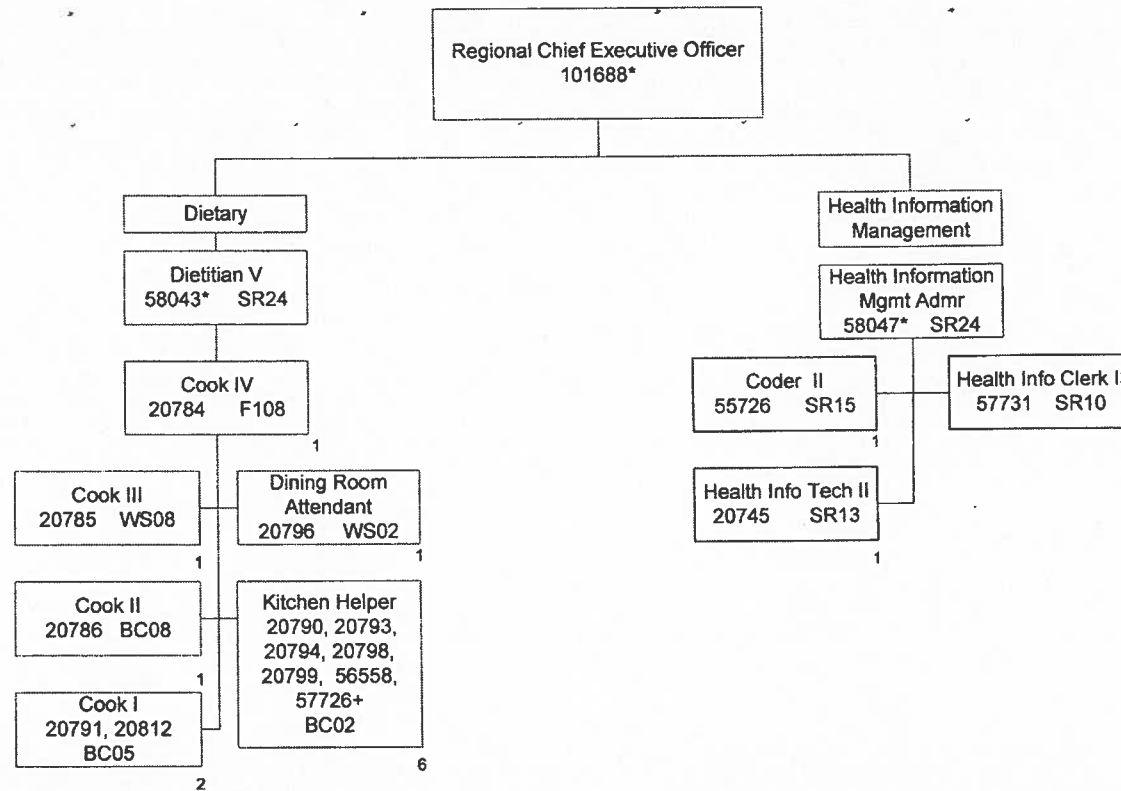
TOTAL COUNT ON THIS ORG CHART: 13.3  
+Temporary position, not included in position count  
\*Not included in position count on this chart  
^30% FTE



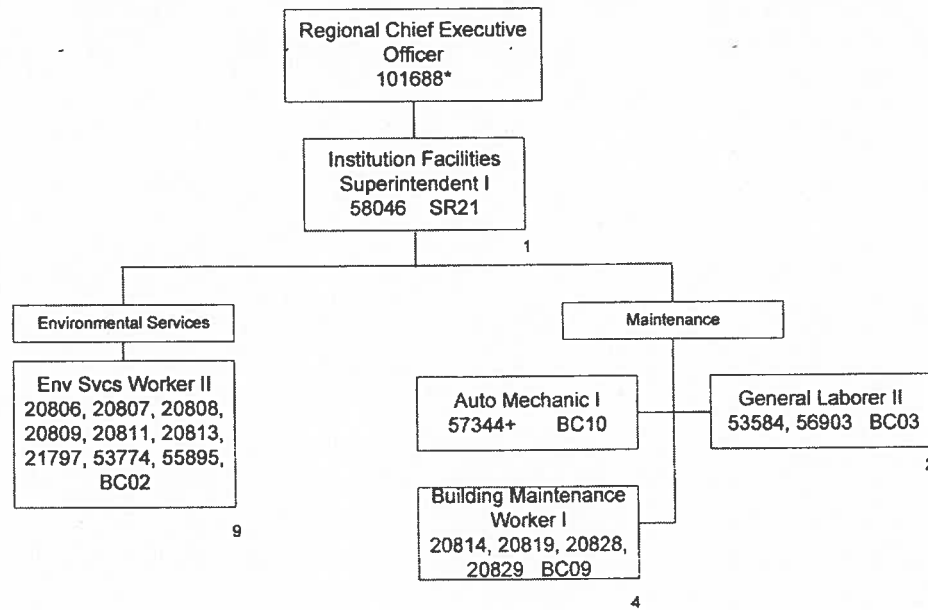


TOTAL COUNT ON THIS ORG CHART: 12.5  
+Temporary position, not included in position count  
\*Not included in position count on this chart  
~50% FTE






TOTAL COUNT ON THIS ORG CHART: 15  
+Temporary position, not included in position count  
\*Not included in position count on this chart

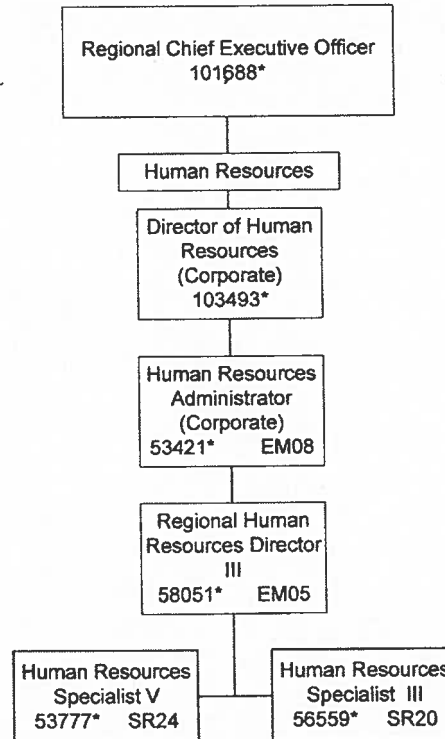


TOTAL COUNT ON THIS ORG CHART: 16  
+Temporary position, not included in position count  
\*Not included in position count on this chart

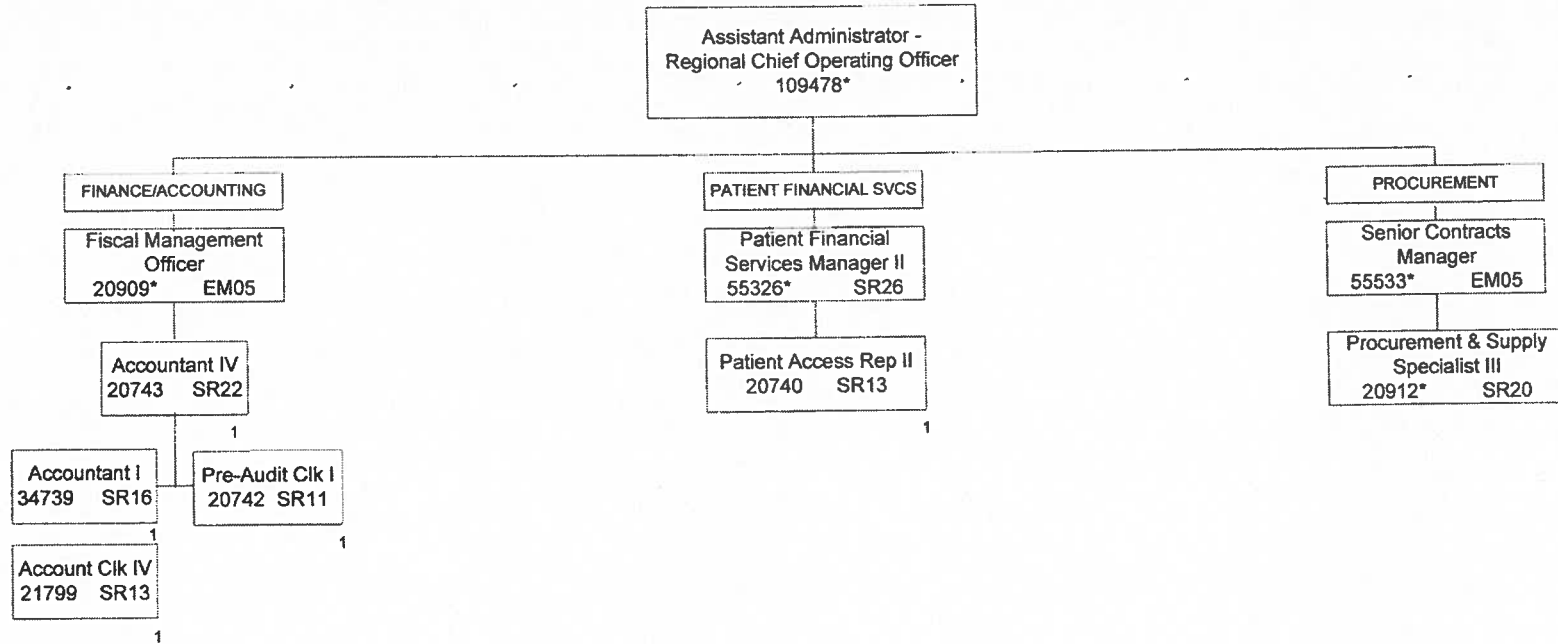


1

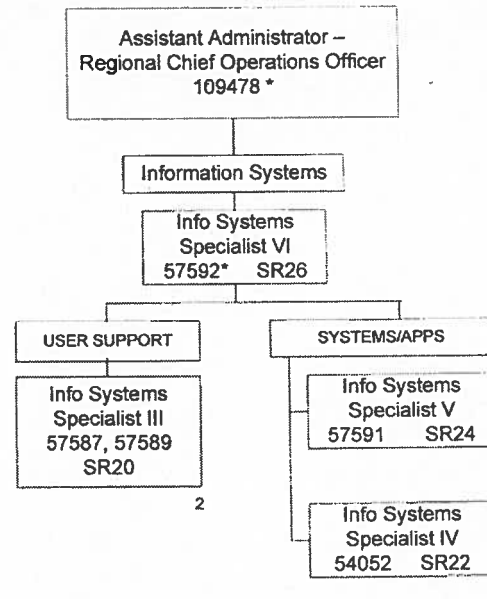
TOTAL COUNT ON THIS ORG CHART: 1  
+ Temporary position, not included in position count.  
\* Not included in position count on this chart



TOTAL COUNT ON THIS ORG CHART: 0  
\* Not included in position count on this chart.

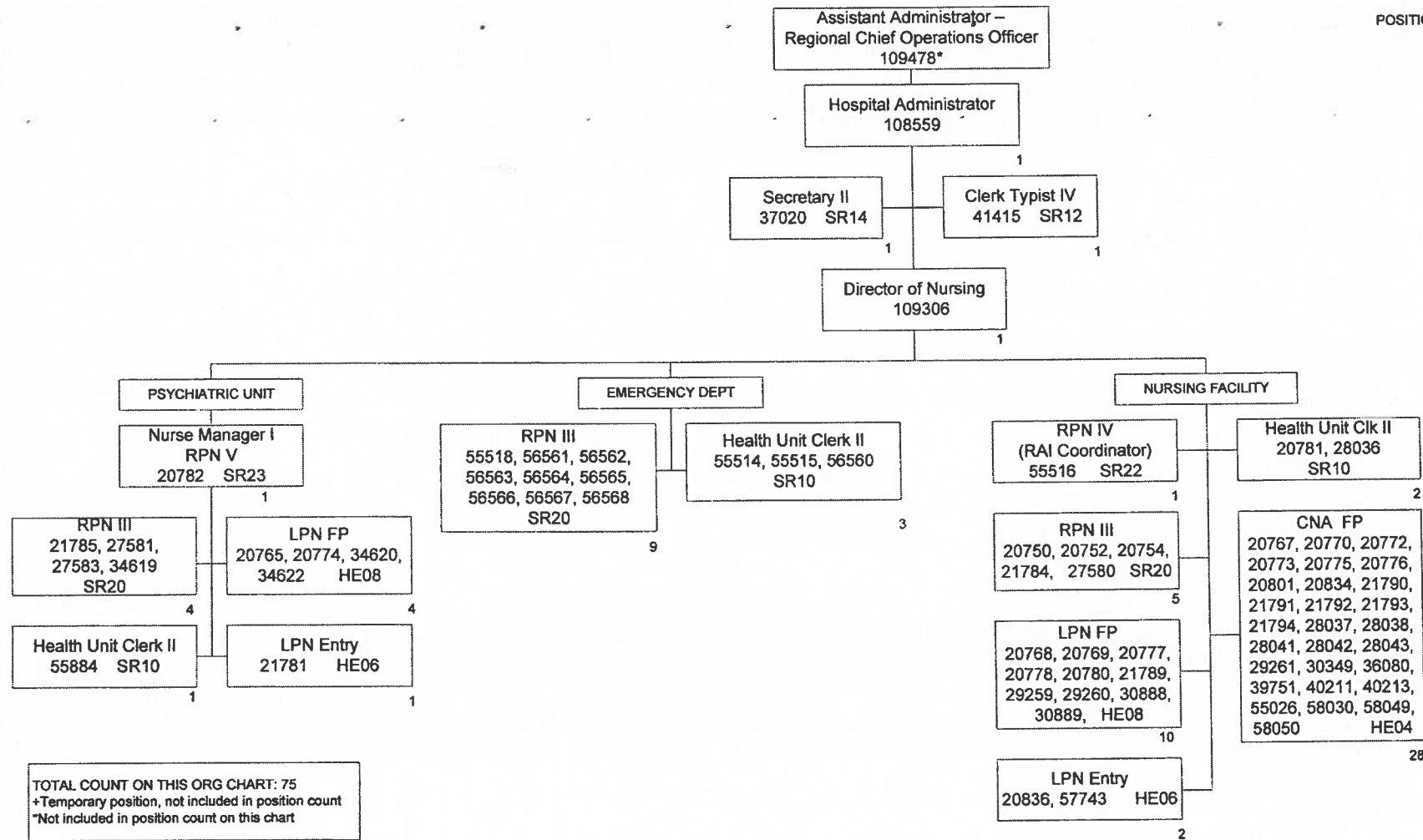


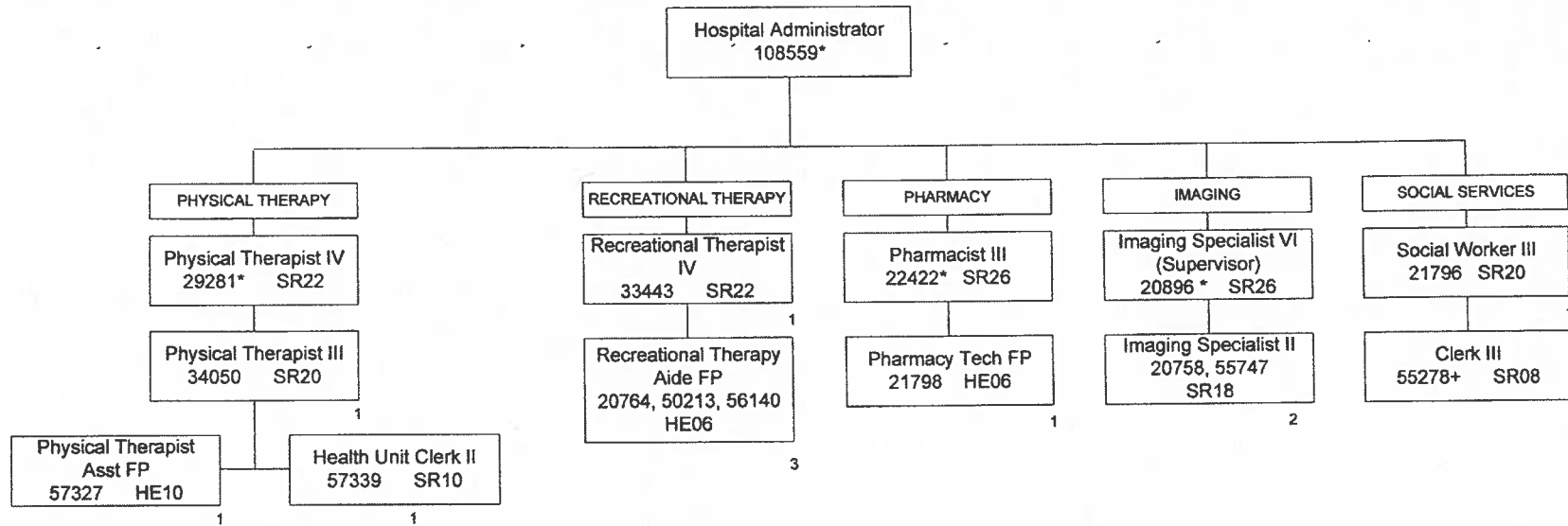
TOTAL COUNT ON THIS ORG CHART: 5  
+Temporary position, not included in position count  
\*Not included in position count on this chart



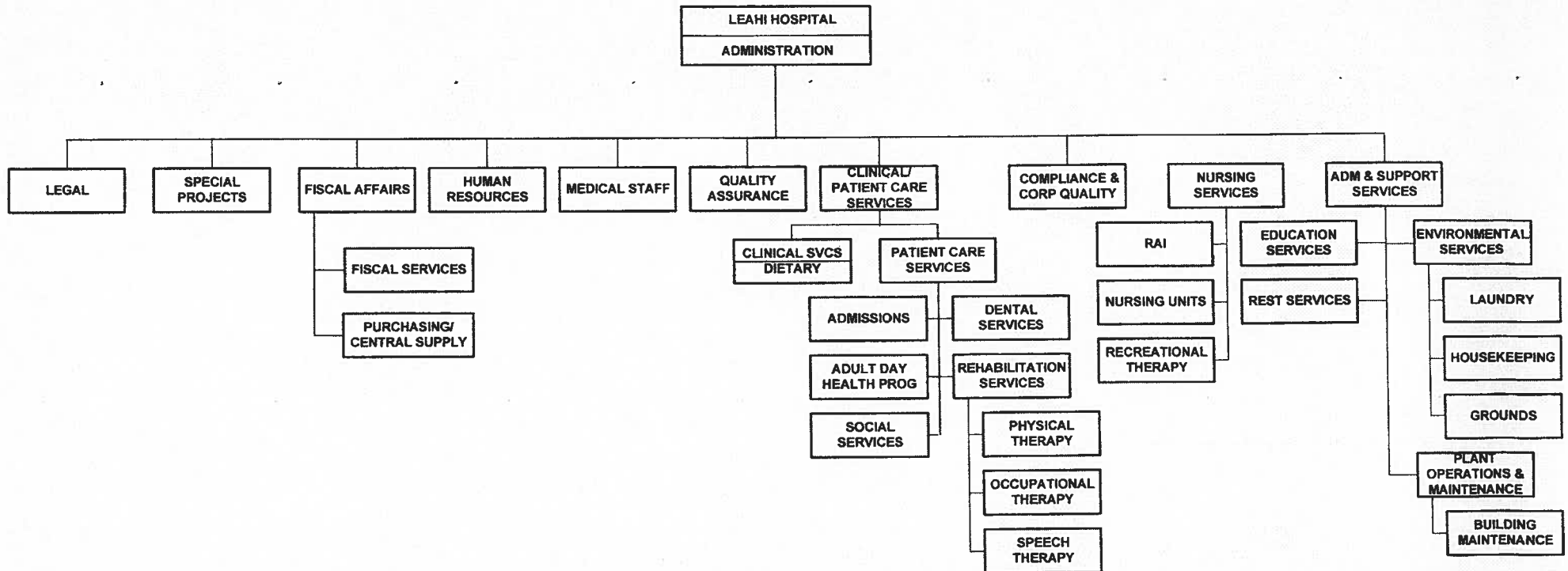
TOTAL COUNT ON THIS ORG CHART: 4  
\* Not included in position count on this chart.





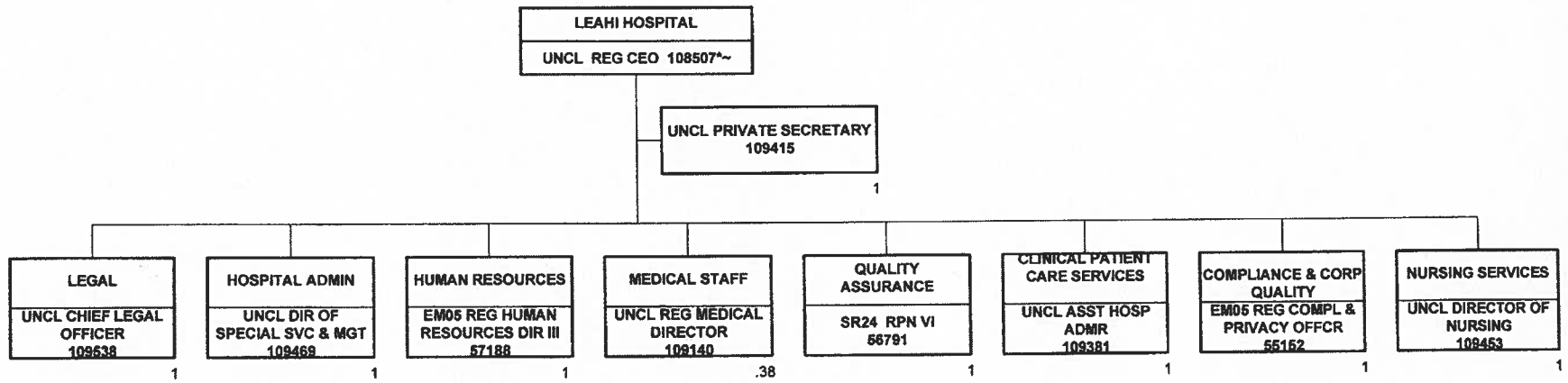


TOTAL COUNT ON THIS ORG CHART: 11  
+Temporary position, not included in position count  
\*Not included in position count on this chart

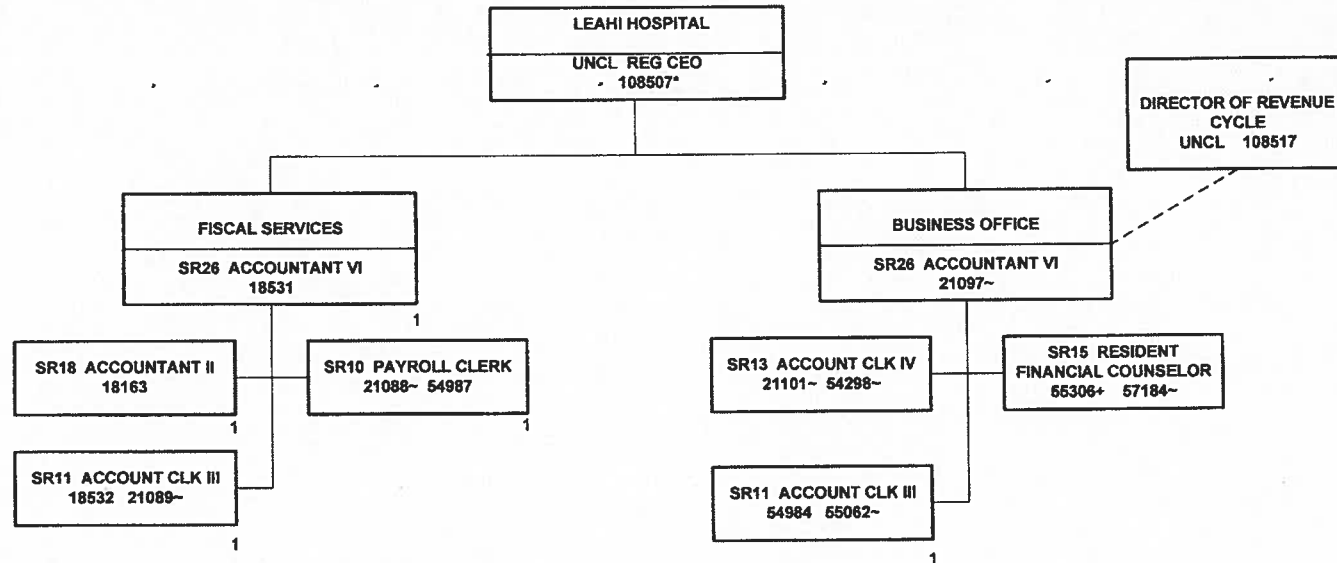


STATE OF HAWAII  
HAWAII HEALTH SYSTEMS CORPORATION  
LEAHI HOSPITAL  
ADMINISTRATION

POSITION ORGANIZATION CHART  
1/01/16

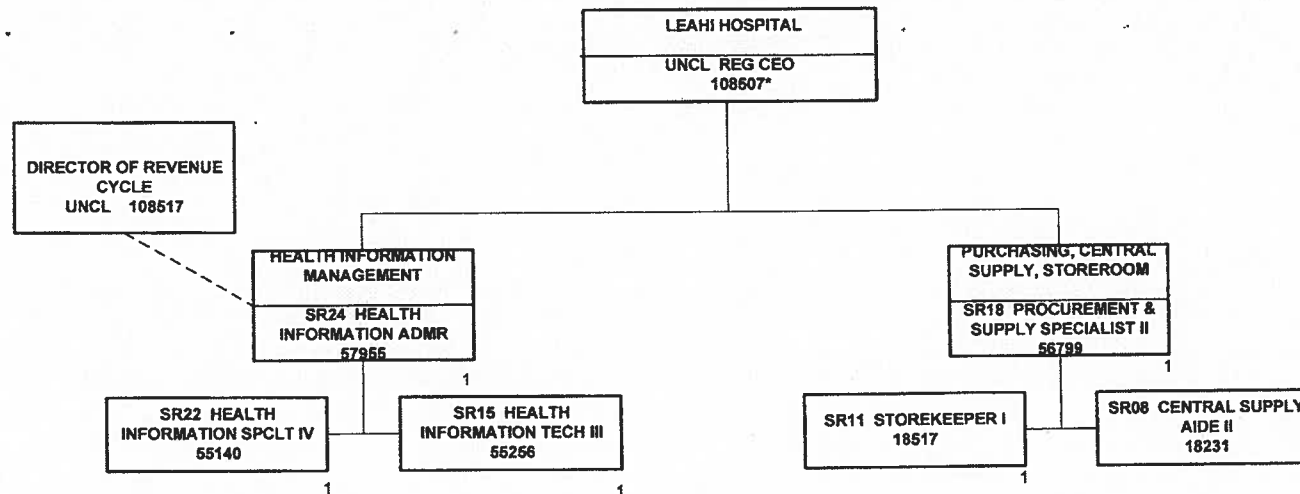


\* .50% FTE  
\*\* .60% FTE  
~POSITION LOCATED AT MALUHIA



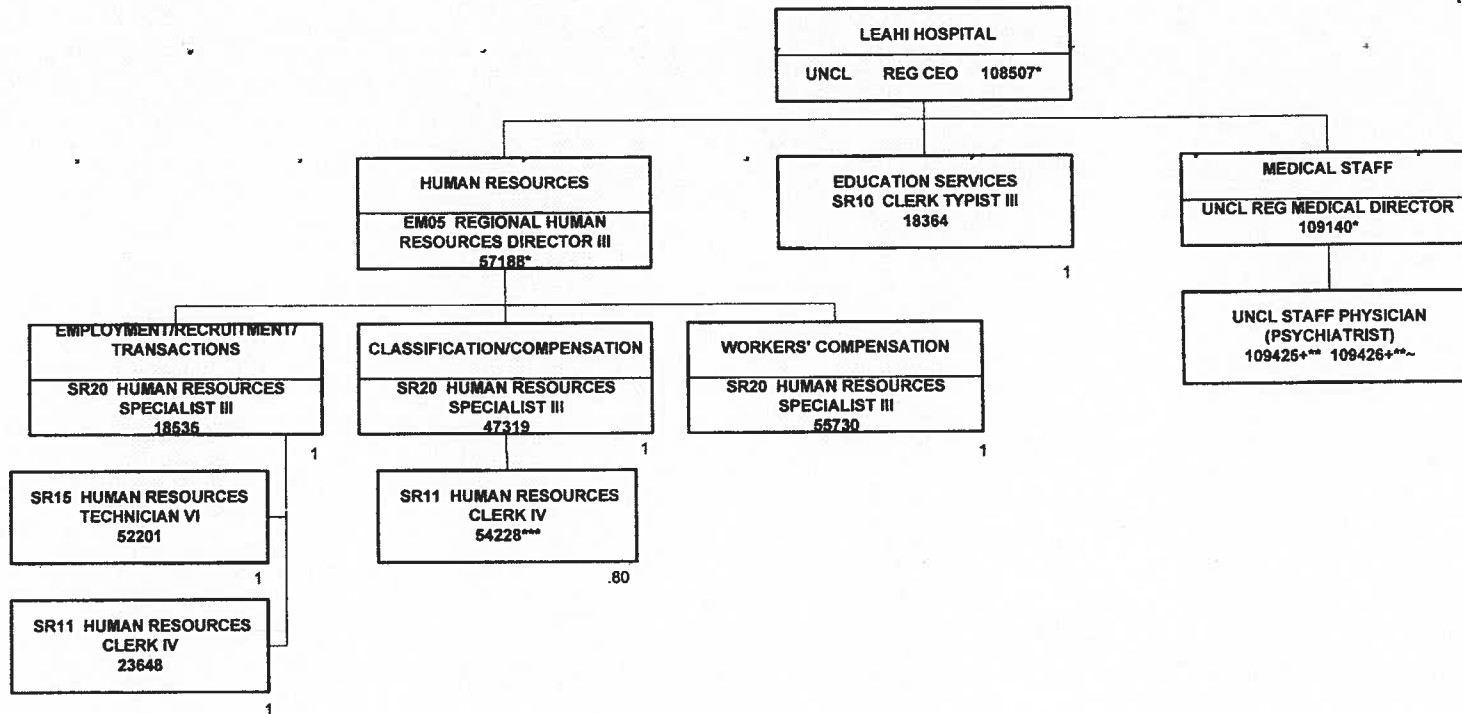
\*NOT INCLUDED IN POSITION COUNT ON THIS CHART  
\*\* .50% FTE  
+TEMPORARY POSITION, NOT INCLUDED IN POSITION COUNT  
~POSITION ASSIGNED TO MALUHIA

TOTAL FTE COUNT ON THIS CHART: 5



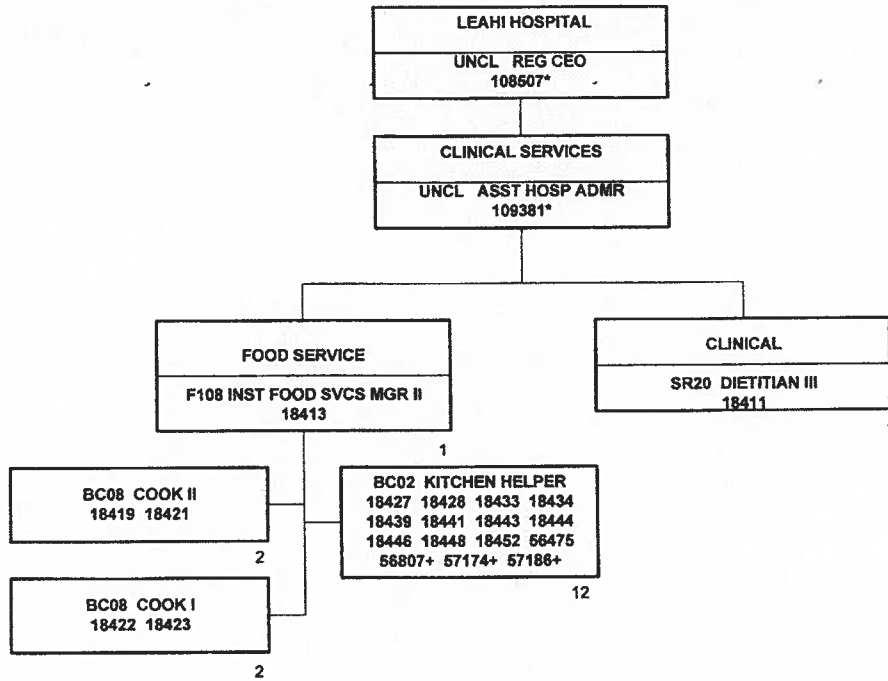
\*NOT INCLUDED IN POSITION COUNT ON THIS CHART  
\*\* .50% FTE  
+TEMPORARY POSITION, NOT INCLUDED IN POSITION COUNT  
~POSITION ASSIGNED TO MALUHIA

TOTAL FTE COUNT ON THIS CHART: 6



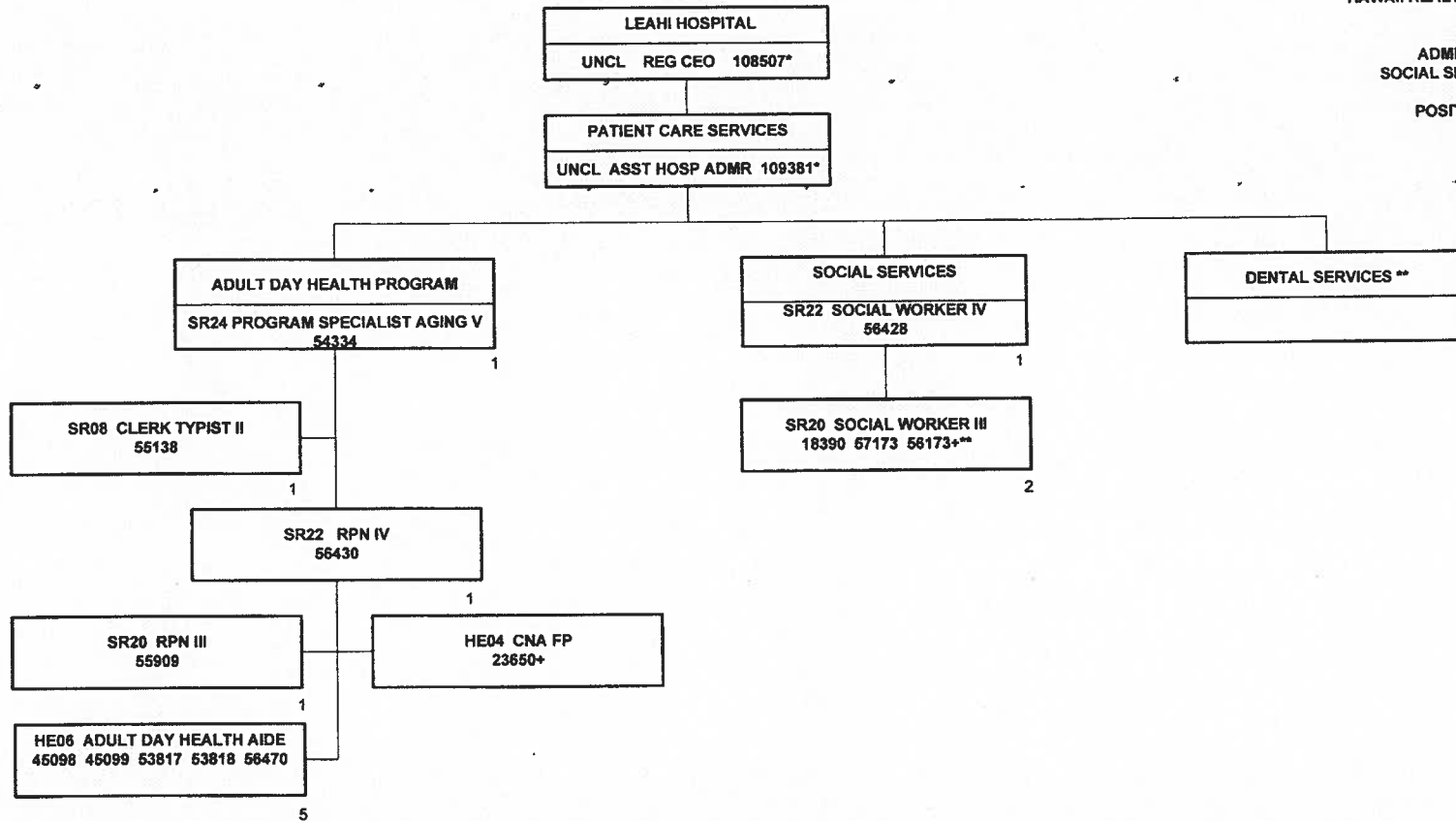
\*NOT INCLUDED IN POSITION COUNT ON THIS CHART  
 \*\* .48% FTE  
 \*\*\* .80% FTE  
 +TEMPORARY POSITION, NOT INCLUDED ON POSITION COUNT  
 ~Position Located at Maluhia

TOTAL FTE COUNT ON THIS CHART: 6.80

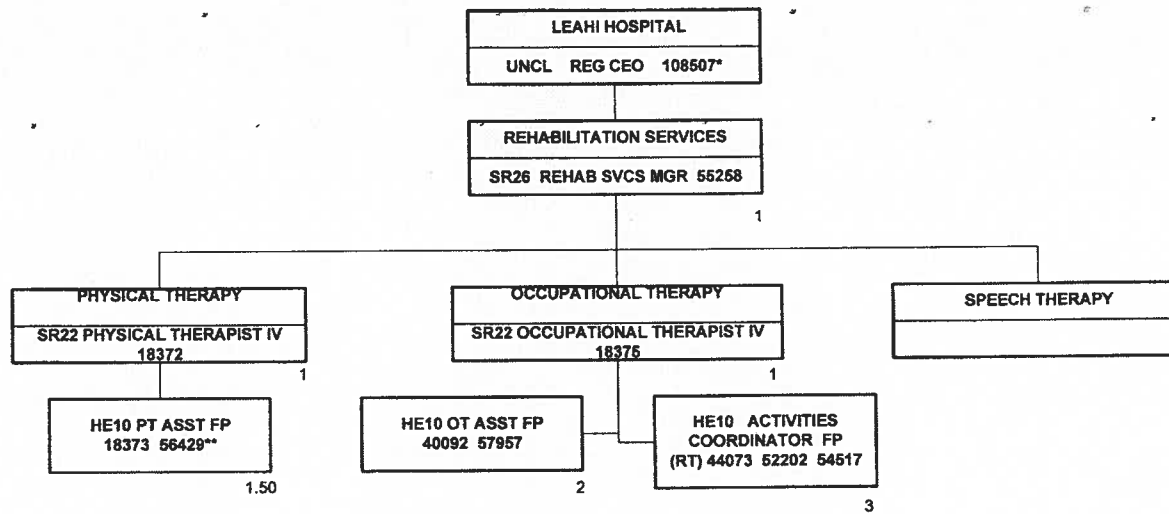


\*NOT INCLUDED IN POSITION COUNT ON THIS CHART  
+TEMPORARY POSITION, NOT INCLUDED ON POSITION COUNT  
~POSITION LOCATED AT MALUHIA  
Pg. 6



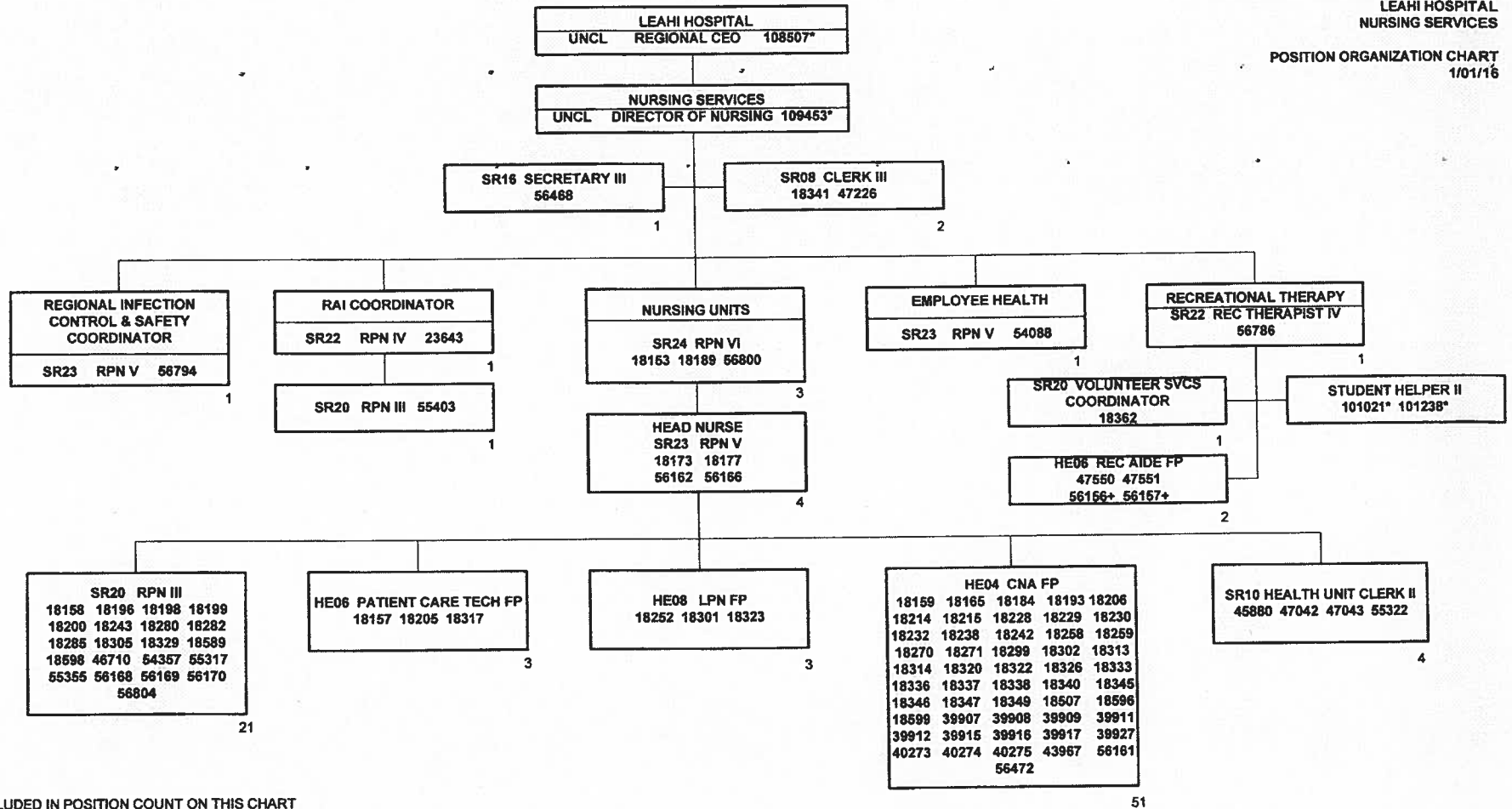


\*NOT INCLUDED IN POSITION COUNT ON THIS CHART  
\*\* .50% FTE  
\*\*\* .60% FTE  
+TEMPORARY POSITION, NOT INCLUDED IN POSITION COUNT



\*NOT INCLUDED IN POSITION COUNT ON THIS CHART  
\*\* .50% FTE  
\*\*\* .30% FTE  
(ADH) ADULT DAY HEALTH  
(RT) RECREATION THERAPY  
+TEMPORARY POSITION, NOT INCLUDED IN POSITION COUNT

TOTAL FTE COUNT ON THIS CHART: 9.50

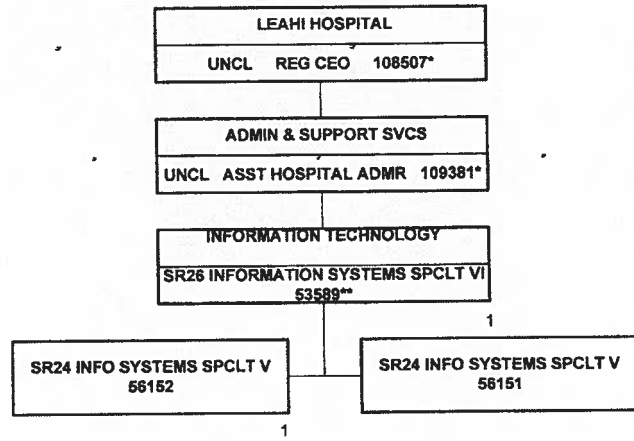


\*NOT INCLUDED IN POSITION COUNT ON THIS CHART  
+TEMPORARY POSITION, NOT INCLUDED IN POSITION COUNT  
\*\*\*.60 FTE  
\*\*.50 FTE  
\*\*\*\*.40 FTE  
++ .25 FTE

TOTAL FTE COUNT ON THIS CHART: 100

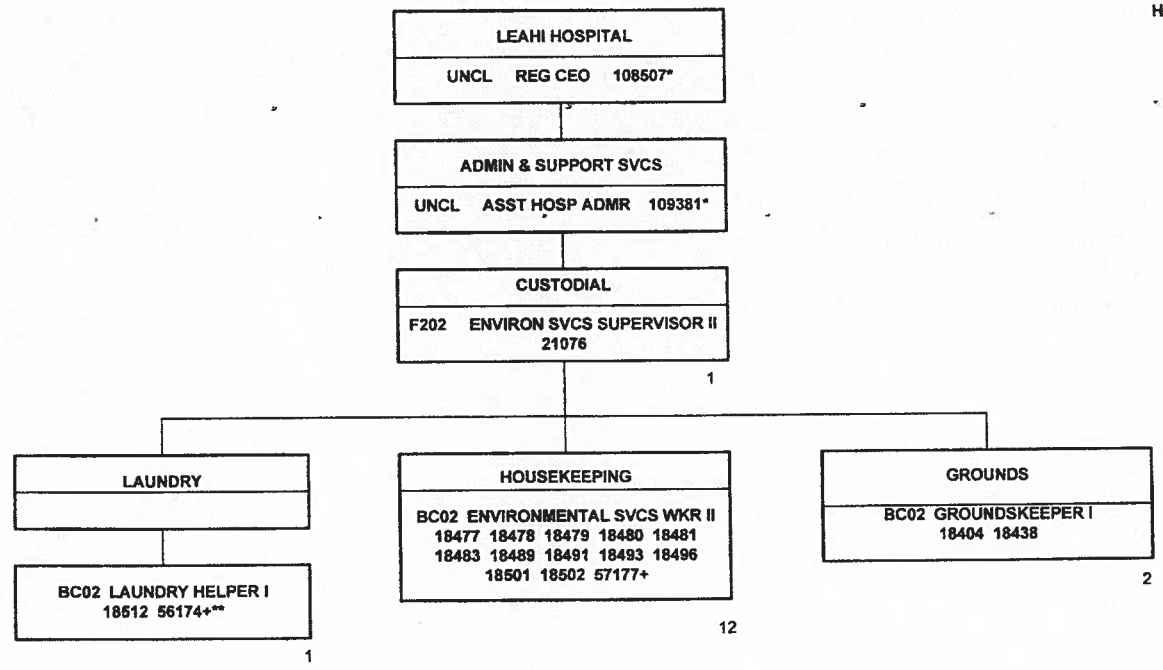
STATE OF HAWAII  
HAWAII HEALTH SYSTEMS CORPORATION  
LEAHI HOSPITAL  
ADMINISTRATION & SUPPORT SERVICES  
INFORMATION TECHNOLOGY

POSITION ORGANIZATION CHART  
1/01/16



\*NOT INCLUDED IN POSITION COUNT ON THIS CHART  
\*\*POSITION DOTTED LINE TO HHSC-DIRECTOR OF REGIONAL IT  
+TEMPORARY POSITION, NOT INCLUDED ON POSITION COUNT  
~POSITION LOCATED AT MALUHIA

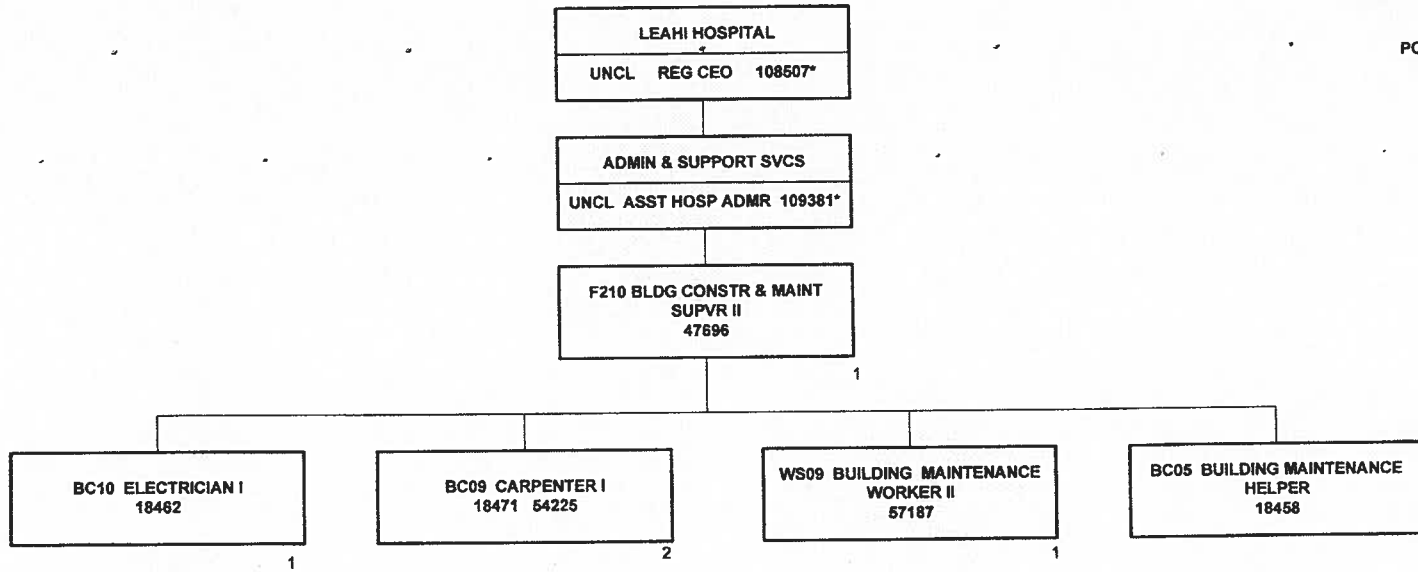
TOTAL FTE COUNT ON THIS CHART: 3



\*NOT INCLUDED IN POSITION COUNT ON THIS CHART  
+TEMPORARY POSITION, NOT INCLUDED IN POSITION COUNT  
\*\* .50% FTE

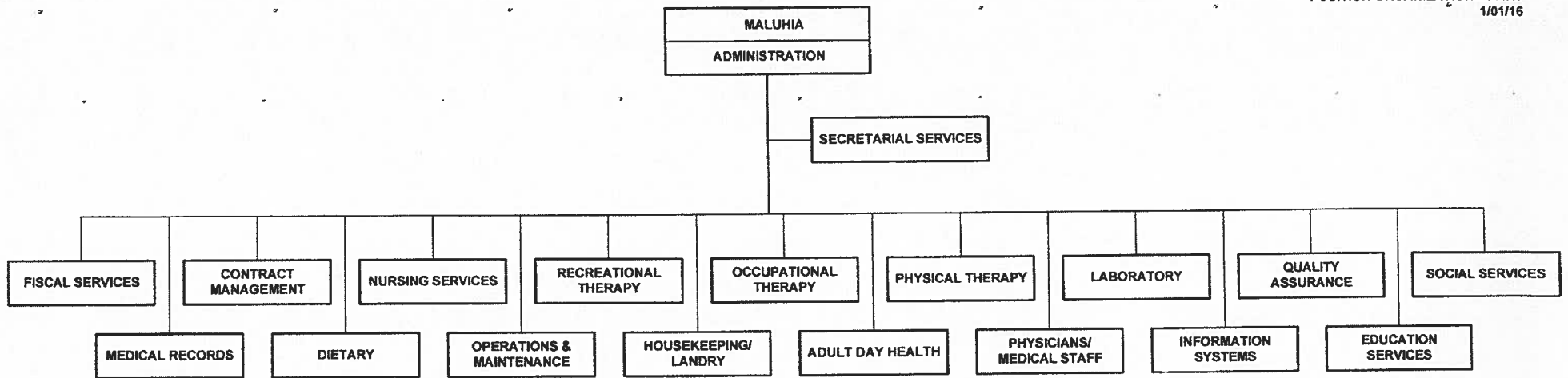
STATE OF HAWAII  
HAWAII HEALTH SYSTEMS CORPORATION  
LEAHI HOSPITAL  
ADMINISTRATION & SUPPORT SERVICES  
PLANT MAINTENANCE

POSITION ORGANIZATION CHART  
1/01/16



\*NOT INCLUDED IN POSITION COUNT ON THIS CHART  
\*\* .60% FTE  
+TEMPORARY POSITION NOT INCLUDED IN POSITION COUNT

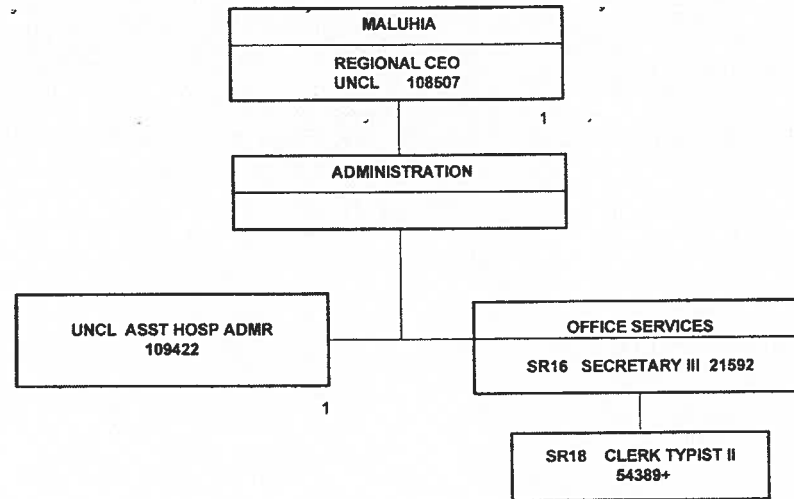
TOTAL FTE COUNT ON THIS CHART: 6



TOTAL FTE COUNT ON THIS CHART: 167.50

STATE OF HAWAII  
HAWAII HEALTH SYSTEMS CORPORATION  
MALUHIA  
ADMIN/FISCAL SERVICES/HUMAN RESOURCES

POSITION ORGANIZATION CHART  
1/01/16

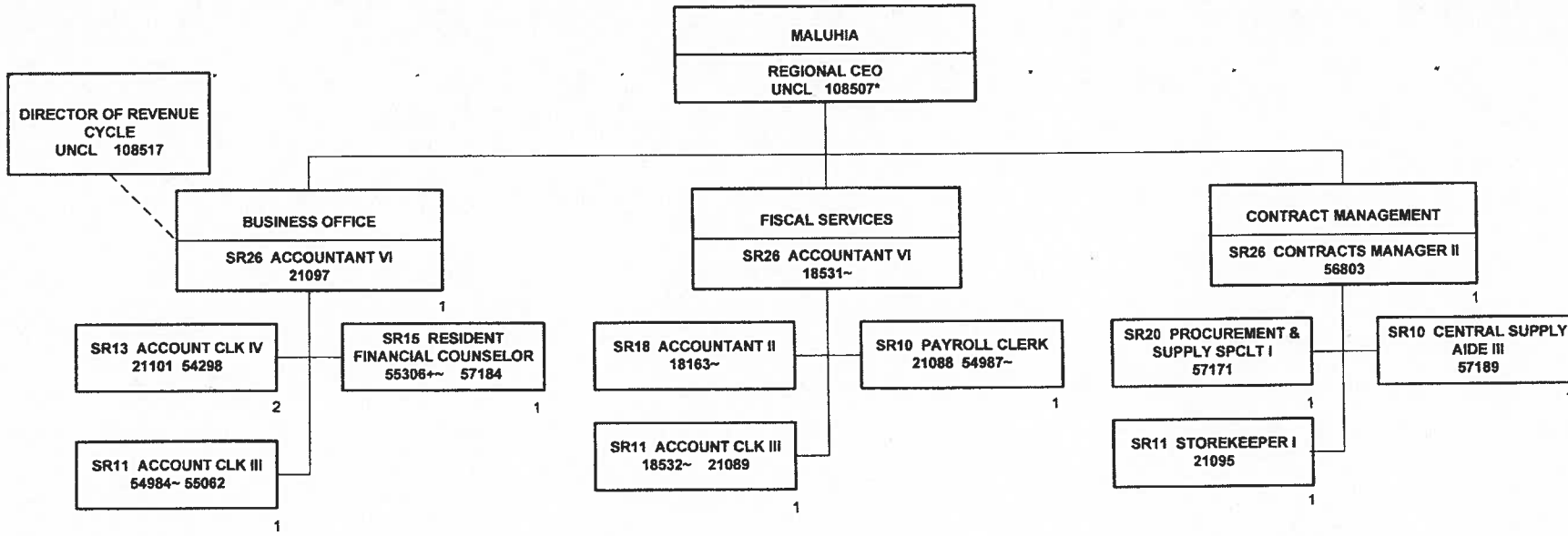


\*NOT INCLUDED IN POSITON COUNT ON THIS CHART  
~POSITION ASSIGNED TO LEAHI  
\*\* .50% FTE  
+TEMPORARY POSITION, NOT INCLUDED IN POSITION COUNT

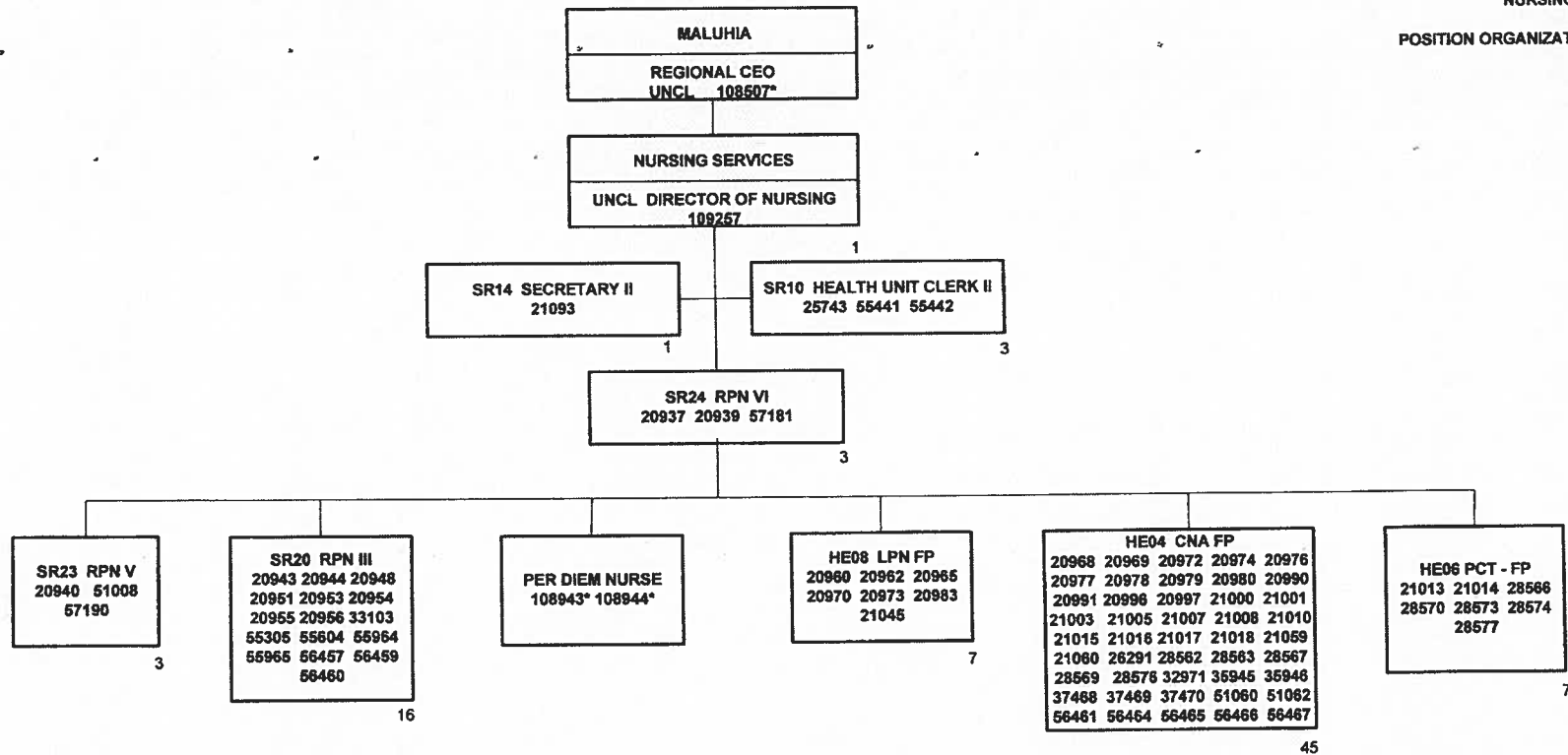


STATE OF HAWAII  
HAWAII HEALTH SYSTEMS CORPORATION  
MALUHIA  
BUSINESS OFFICE/FISCAL SERVICES/  
CONTRACT MANAGEMENT

POSITION ORGANIZATION CHART  
1/01/16



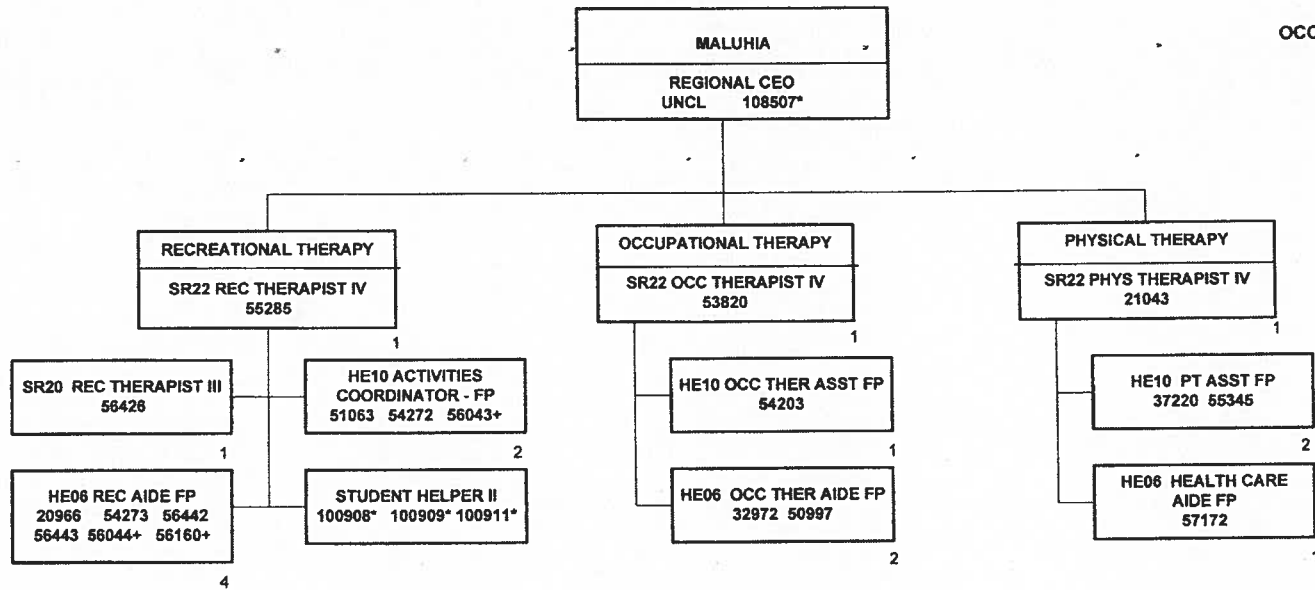
\*NOT INCLUDED IN POSITION COUNT ON THIS CHART  
~POSITION ASSIGNED TO LEAHI  
\*\* .50% FTE  
+TEMPORARY POSITION, NOT INCLUDED IN POSITION COUNT



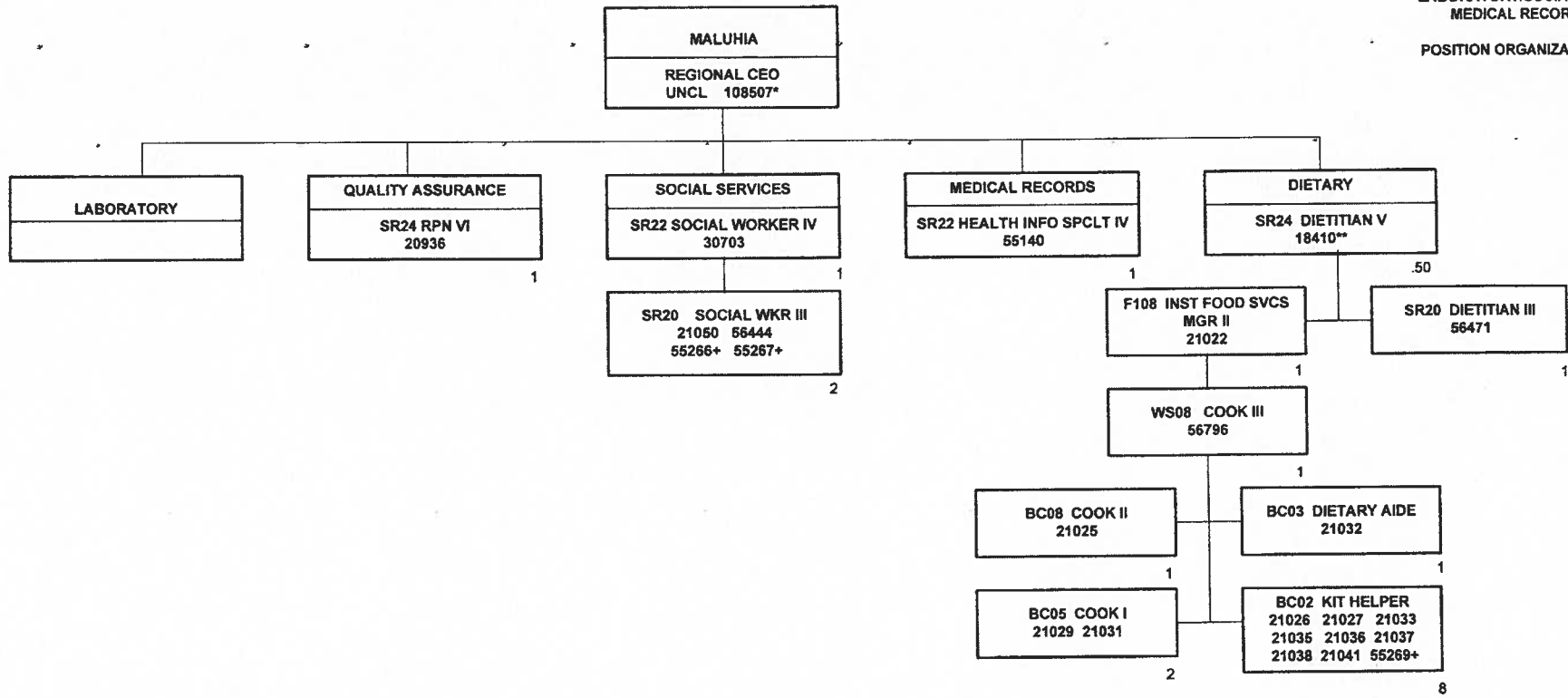
\*NOT INCLUDED IN POSITION COUNT ON THIS CHART  
\*\*REGIONALIZED POSITION, NOT COUNTED ON LEAHI ORG CHART  
+TEMPORARY POSITION, NOT INCLUDED IN POSITION COUNT

STATE OF HAWAII  
HAWAII HEALTH SYSTEMS CORPORATION  
MALUHIA  
RECREATIONAL THERAPY/  
OCCUPATIONAL THERAPY/PHYSICAL THERAPY

POSITION ORGANIZATION CHART  
1/01/16

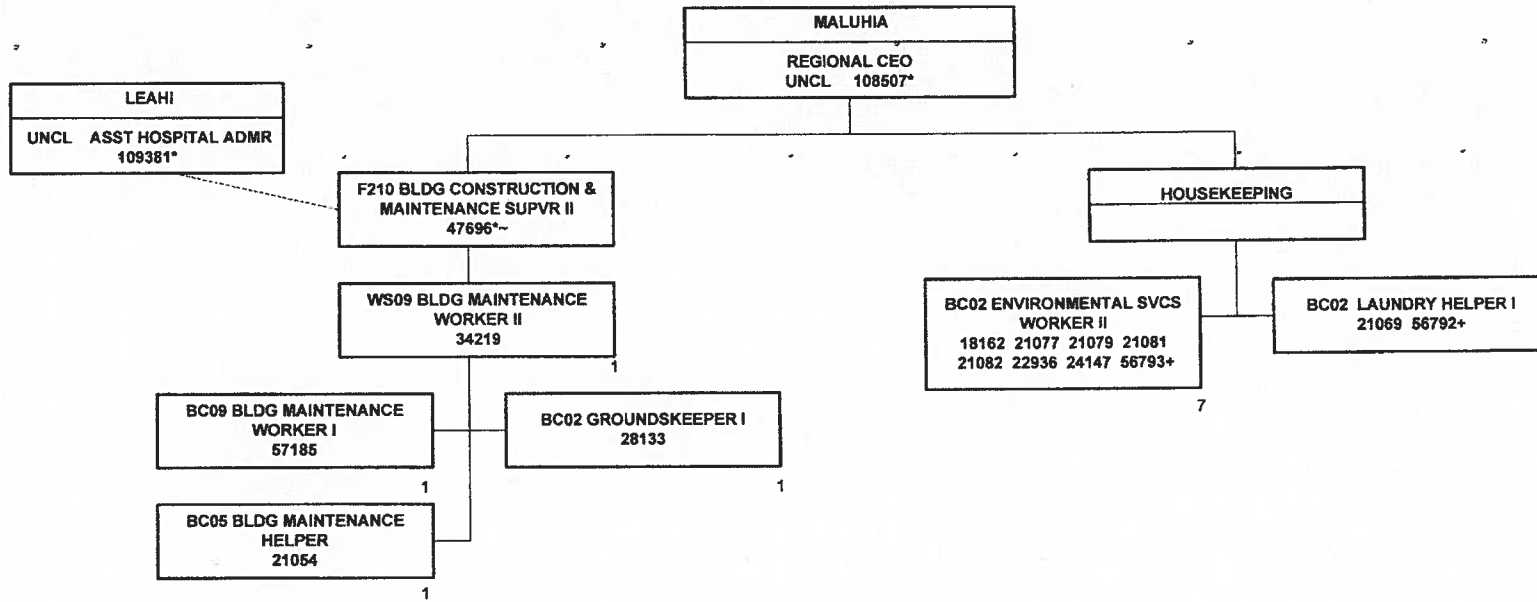


\*NOT INCLUDED IN POSITION COUNT ON THIS CHART  
+TEMPORARY POSITION, NOT INCLUDED IN POSITION COUNT

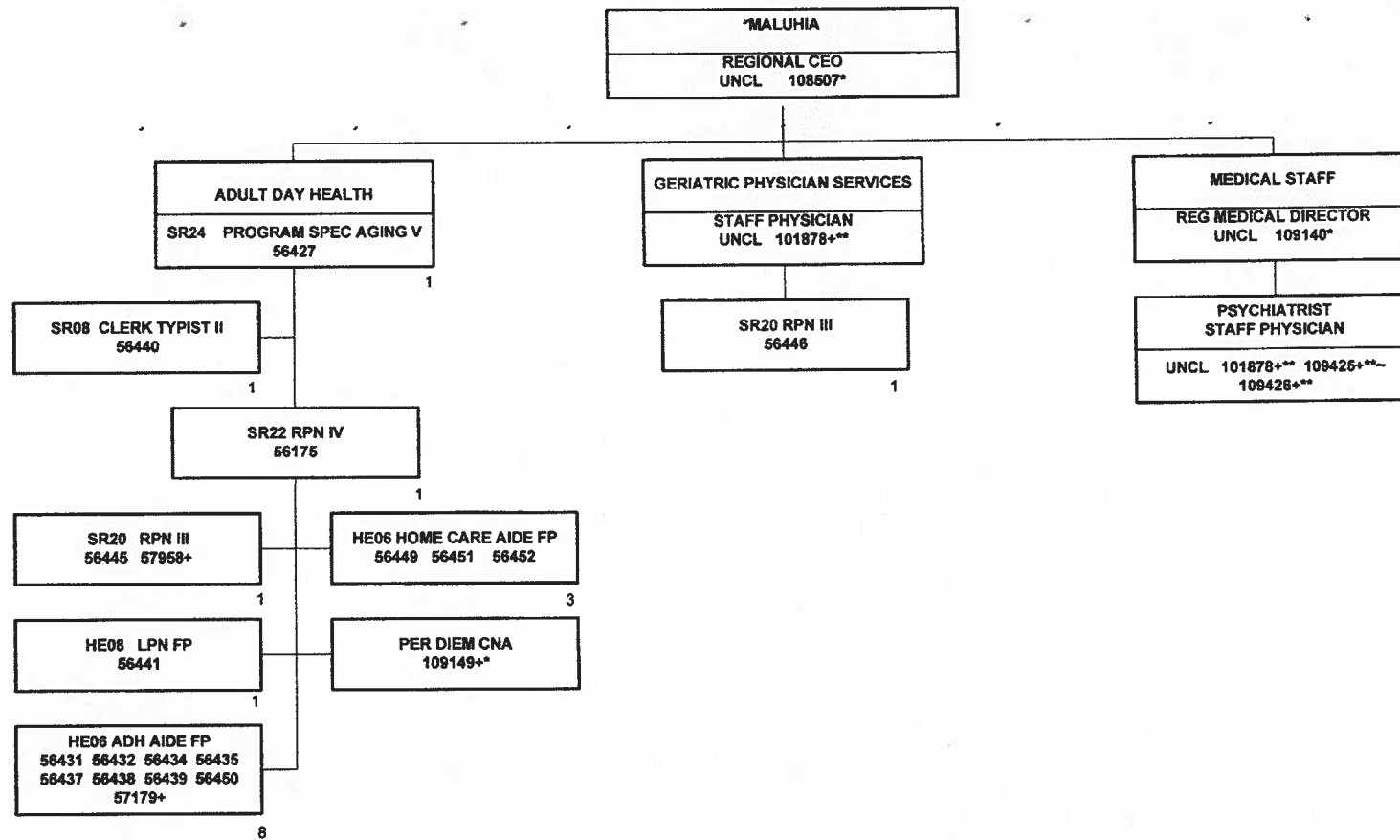


\*NOT INCLUDED IN POSITION COUNT ON THIS CHART  
+TEMPORARY POSITION, NOT INCLUDED IN POSITION COUNT  
\*\*.50 FTE

TOTAL FTE COUNT ON THIS CHART: 20.50



\*NOT INCLUDED IN POSITION COUNT ON THIS CHART  
~POSITION LOCATED AT LEAHI  
+TEMPORARY POSITION, NOT INCLUDED ON POSITION COUNT

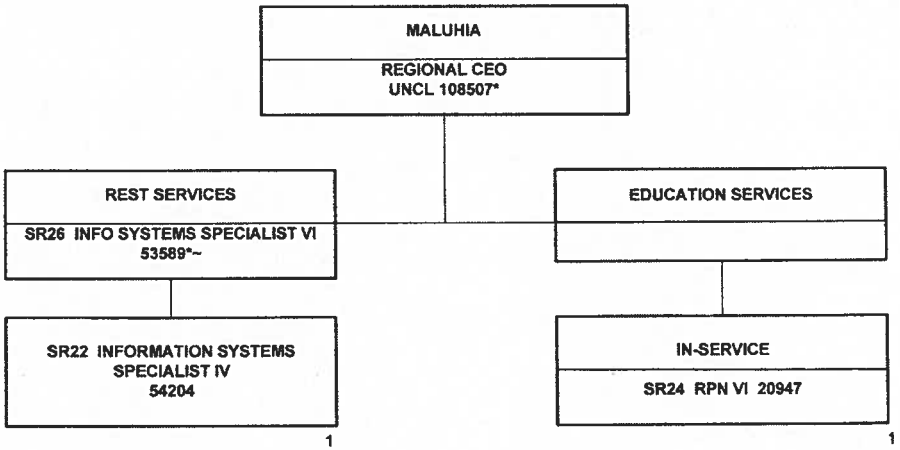


\*NOT INCLUDED IN POSITION COUNT ON THIS CHART  
\*\* .50% FTE  
+TEMPORARY POSITION, NOT INCLUDED IN POSITION COUNT  
~LOCATED AT LEAHI

TOTAL FTE COUNT ON THIS CHART: 17

STATE OF HAWAII  
 HAWAII HEALTH SYSTEMS CORPORATION  
 MALUHIA  
 INFORMATION TECHNOLOGY/  
 EDUCATION SERVICES

POSITION ORGANIZATION CHART  
 1/01/16



\*NOT INCLUDED IN POSITION COUNT OF THIS CHART  
 ~POSITION LOCATED AT LEAHI

TOTAL FTE COUNT ON THIS CHART: 2

**STATE OF HAWAII  
HAWAII HEALTH SYSTEMS CORPORATION  
CORPORATE OFFICE**

**FUNCTIONAL STATEMENTS**

**HHSC**

Under the general direction of the HHSC Board of Directors, the Corporate office plans, directs and coordinates the activities of the administration in effectively performing its functions and attaining its mission, within the scope of laws and established policies and regulations. In addition, provides staff and consultative services and coordinates matters pertaining to human resources management, financial management, management reorganization, policy development, hospital rates, contract negotiations, special studies, program budgets and administration, and nursing and medical services.

The Corporation is responsible for the planning, construction, improvement, maintenance and operation of certain public hospitals and other public medical facilities, which are located in the counties of Honolulu, Hawaii, Kauai and Maui. These medical facilities provide a broad range of general and specialized medical treatment, care and services on an inpatient and outpatient basis.

**PRESIDENT/CHIEF EXECUTIVE OFFICER/ADMINISTRATION OFFICE**

Responsible for advising, planning, organizing, administering and evaluating the accomplishment of all responsibilities assigned to the Hawaii Health Systems Corporation. This includes responsibilities for facilities, all personnel assigned thereto, and all services provided thereby.

The President/CEO performs the following functions:

Initiate, plan, develop, establish, coordinate, direct, supervise and control the total operations of Hawaii Health Systems Corporation (HHSC) by defining, communicating, administering, and implementing the management philosophy, programs, systems, methods and procedures of the Corporation, with overall executive leadership from HHSC Board of Directors. In essence, the President/CEO is responsible to plan, lead, and manage all aspects of the Corporation's organization, equip the organization in carrying out the action programs and direct the Corporation so as to attain stated objectives within its policies and budgets.

Administers HHSC; coordinates and insures the provision of high quality acute and long-term health care in all HHSC facilities; serves as the central



management center for twelve public hospitals; and thereby services, to urban and rural communities as mandated by the Hawaii State Legislature; implements policies which lead, organize, and monitor the hospitals' operations; designs procedures for which such policies will be instituted; oversees capital improvement projects, fiscal services, personnel programs, nursing, budget and contract analysis, computer information systems, and medical staff issues; and works in concert with other state agencies on administrative as well as health care matters.

Maintains effective working relationships between other organizational entities, both public and private.

Specific activities of the President/CEO includes:

- a. Establishing, with Board approval, and implementing the organization of the system's strategic, financial, information management and facility plans, including annual operating and capital budgets;
- b. Directs the preparation of related operating and capital budgets, justifies budgets before review and approving authorities, and exercises control of funds appropriated;
- c. Represents the Corporation before the Legislature and community groups, both public and private; developing and enhancing the necessary and appropriate relationships within the system and on behalf of the Corporation;
- d. Directs the Corporation's legislative program and activities, and provides for effective coordination within the Corporation;
- e. Evaluates, develops and recommends administrative rules, regulations, policies and procedures for the Corporation;
- f. Assure compliance with all licensing and accreditation standards;
- g. Recommends to the HHSC Board of Directors the establishment of and changes to the organizational structure and programs and after approval, directs their implementation;
- h. Develops and coordinates innovative programs in providing high quality acute and long term health care services;
- i. Supervises and administers all assigned personnel in accordance with applicable State Civil Service regulations and all implementing directives;
- j. Maintains appropriate fiscal, personnel and other administrative records and files, and the submission of all required reports, studies and analyses;

- k. Evaluates and effectiveness and efficiency of all operations, and the recommendation of proposals for their improvement, revision or discontinuance;
- l. Supervises and administers the assigned facilities and staffs to ensure accomplishment of the primary mission of providing quality medical services to the public, all in accordance with appropriate laws, rules, regulations and directives, and in conformance with Corporate plans, policies and procedures.
- m. Works with the staff and Board committees to formulate policy and program recommendations to assure that HHSC is functioning to accomplish its agreed upon aims and objectives;
- n. Developing a work environment that supports maximum human performance.

#### HUMAN RESOURCES

Develops policy and directs and coordinates Human Resources activities such as employment, recruitment, compensation, employee relations, benefits, training, etc. Responsible for the overall Corporation's human resources/personnel management programs and coordinates the same with the Corporation's facility human resources staff; the major responsibilities include:

- a. Develop, plan and implement a human resources/personnel system for the Corporation as provided in Act 262;
- b. Develop and supervise the administration of effective personnel policies to conform with State, company and Federal labor laws, rules and regulations;
- c. Recruitment and retention of personnel, preparation of employment opportunity announcements, and the processing of appointments;
- d. Ensuring compliance with equal employment opportunity and affirmative action requirements;
- e. Reviewing and approving classification actions;
- f. Resolving labor relations problems, interpreting collective bargaining agreements and settling grievances. Serving as Corporation's representative for collective bargaining negotiations;
- g. Management of workers' compensation claims;

- h. Providing personnel administration services such as auditing of personnel actions, maintaining employee records, and interpreting personnel rules and regulations;
- i. Evaluating and finalizing reorganization proposals;
- j. Implementing employee development and staff training activities;
- k. Studies legislation, arbitration decisions, etc. to assess industry trends;
- l. Serves as the Corporation's liaison with Human Resources organizations, labor leaders, vendors, and other State and government agencies on all matters pertaining to Human Resources.

#### INFORMATION TECHNOLOGY

Responsible for the overall planning, analysis, development, improvement and evaluation of the Corporation's information technology. Major responsibilities include:

- a. Develops and implements an information systems strategic plan that supports the business objectives of the Corporation;
- b. Provides an integrated solution to enhancing and implementing financial and clinical systems;
- c. Performs feasibility studies of existing and future applications, system development and design, computer programming, network management, and systems implementation;
- d. Evaluates, recommends and directs improvements or modifications in staffing, operations, software and hardware standards;
- e. Formulates plans, policies and procedures for information technology;
- f. Serves as the Corporation's liaison with technical organizations, vendors, healthcare organizations, and other government agencies on all matters pertaining to information systems technology.

#### FINANCIAL SERVICES (FISCAL, BUDGET, PROCUREMENT)

Directs the financial activities of the Corporation in coordination with the hospitals; develops policies and procedures to improve efficiency and effectiveness of financial management; provides the direction to the accounting

and fiscal staff and prepares the biennium and supplemental budgets for the Corporation and its hospitals. Major responsibilities include:

- a. Develops, coordinates, implements the financial policies relating to all functions and activities of accounting and financial reporting;
- b. Develops long-range plan and annual operational and capital budgets;
- c. Develops, coordinates, implements, and tracks budgets and policies concerning budgets;
- d. Develops, coordinates, implements and tracks corporate policies on cash and credit management;
- e. Provides complete and accurate records of Corporate assets, liabilities, and financial transactions;
- f. Coordinates annual financial audits of the Corporation and the hospitals of the Corporation;
- g. Coordinates monthly financial reports for the Corporation and the hospitals of the Corporation;
- h. Coordinates development, collection, and reporting of performance improvement measurements relating to finances, budget execution, utilization of resources, maximization of revenues;
- i. Reviews and coordinate establishment and/or adjustment of hospital rates;
- j. Administers uniform billing system for the Corporation, develops appropriate Corporate billing and collection procedures, monitors and assures compliance with HCFA regulations concerning billing and collections;
- k. Administers uniform payments system for the Corporation;
- l. Coordinates the Corporation's capital improvements and repair and maintenance projects;
- m. Oversees monthly contractual allowance and provision for bad debt analysis;
- n. Develops, coordinates, and implements appropriate policies and procedures to maximize reimbursement and ensure compliance with state and federal healthcare reimbursement regulations;

- o. Coordinates the preparation and submission of annual cost reports for all hospitals;
- p. Coordinates and supports the development and management of an efficient and effective materials management program seeking to minimize total operating costs while maintaining the highest quality of healthcare;
- q. Conducts in-house review to evaluate the utilization of manpower, equipment and resources.
- r. Responsible for assuring the adequate provisioning of supplies, equipment, material, services, construction and maintenance; including extensive procurement, contracting and purchasing functions

#### CORPORATE COUNSEL

Provides direction for all the legal affairs of the Corporation and its facilities.

Major responsibilities include:

- a. Advising the Corporation and other management as to legal rights, obligations, liabilities, and risks in the planning and operation of the health care facilities and HHSC Board business;
- b. Coordinates, plans and provides direction for the Corporation's legislative preparation and testimony;
- c. Plan, develop, administer and supervise the Corporation's compliance programs;
- d. Represents the corporation and facilities in legal proceedings and in other forums where legal assistance is prudent;
- e. Manages insurance policies and performs claims management services for the facilities and corporation.

**HAWAII HEALTH SYSTEMS CORPORATION  
MAUI MEMORIAL MEDICAL CENTER**

FUNCTIONAL STATEMENT

**ADMINISTRATION**

Manages the daily operations of the hospital to carry out the hospital's objectives of caring for the sick and injured, furthering scientific knowledge, promoting community health, and representing the hospital in the community.

Secretarial Services: Provides secretarial and general services to the Regional Chief Executive Officer and other units in the hospital.

Policy & Procedures: Coordinates the implementation and maintenance of the policy and procedures with all departments.

Compliance: Responsible for the implementation and coordination of policies and procedures for regional compliance activities.

Patient Assistance Program: Facilitates cost savings for the facility/region with discharge facilitation related to access to prescription pharmaceuticals, support and assistance programs for the indigent patient population. Also provides for relationships within the community and partnerships that assist with indigent care.

COMMUNICATIONS: Manages the communications, public relations, marketing and employee relations activities for the region, including internal and external communication about hospital activities. Promotes community health and represents the hospital in the community.

INFORMATICS: Provides direct support and education to clinicians (physicians, nurses, and other interdisciplinary team members) in their use of Health System technology including the electronic medical record (EMR); maintains consistent and reliable communication for enhancements, fixes and any new developments related to the EMR system; and serves as liaison with corporate build team, vendors and other HHSC facilities.

SUPPORT SERVICES: Provides a variety of services including Business Development, Capital Improvement, Emergency Preparedness and related services. Also responsible for maintaining a safe and secure environment for patients, employees and visitors.

Security: Provides services, which ensure a secure environment within and outside the Medical Center for patients, employees and visitors, and physical property.

**INFORMATION TECHNOLOGY**

Responsible for the overall support, planning, analyses, development, improvement and evaluation of the Maui Region's Information Technology for Maui Memorial Medical Center, Kula Hospital and Lanai Community Hospital.

**ORGANIZATIONAL DEVELOPMENT**

Responsible for proactively identifying, developing, and implementing comprehensive workforce strategies and interventions to improve organization effectiveness and assist the organization in meeting key business objectives.

LEGAL: Handles all legal affairs for the Maui Region in compliance with State and Federal laws. Advises the Regional Board and other management as to legal rights, obligations, liabilities, and risks in the planning and operation of the facilities and Regional Board business.

## **HUMAN RESOURCES**

Administers the Human Resources programs for the Maui Region including human resources management, State personnel rules and regulations, collective bargaining contracts, and maintenance of personnel records and transactions. Provides service to line managers in the areas of labor relations, employment, classification & compensation, administrative services, workers' compensation and safety, and meeting their education, training and staff development needs. Provides management/consultative services regarding laws/regulations that impact on the employer/employee relationship. Responsible for meeting employee educational needs which include supervisory, labor relations, and policy training. Responsible for staff development needs and employee recognition.

## **FISCAL & PATIENT SERVICES**

Provides fiscal and management support services in controlling, verifying and regulating the financial and patient services of the facility which include Accounting & Budget Services, Patient Financial Services, Patient Access Services, Health Information Management and Materials Management Services. Assists in the preparation and presentation of the program plans, operating and capital improvement budgets; develops and maintains cash, accrual, revenue and cost accounting systems to meet the requirements of the State and Federal governments and other regulatory programs.

**ACCOUNTING AND BUDGET SERVICES:** Provides general accounting services, including accounts receivable, accounts payable and payroll. Maintains financial data for budget preparation, implementation, and control.

**MATERIALS MANAGEMENT:** Provides a regional level materials management procurement program. The program includes the purchasing, handling, storage, distribution and payment processing of equipment, supplies and services in the most cost-efficient manner consistent with the delivery of high quality patient care.

**Purchasing:** Issues purchase orders and procures equipment and supplies for the hospital at the most economical price and ensures all transactions are conducted ethically and without prejudice, while controlling the quality of supplies to ensure only the highest quality of goods are ordered and delivered.

**Storeroom:** Receives all deliveries, stores, manages, and delivers supplies to all hospital departments, maintains a perpetual inventory of necessary supply items, and ensures these supplies are available for use at all times

**CONTRACTS MANAGEMENT:** Responsible for assuring the adequate provisioning of supplies, equipment, materials, services and maintenance; including extensive procurement, contracting and purchasing functions at the regional level in delivering high quality, cost-effective patient care that meets the requirements of customers.

## **REVENUE CYCLE:**

**Patient Financial Services:** Manages and coordinates patient billing, follow up, and collection services; and manages all healthcare insurance revenue recovery activities.

**Business Office – Outpatient Clinic:** Manages and coordinates patient registration, patient billing, follow up, and collection services; and manages all healthcare insurance revenue recovery activities for the outpatient clinic(s).

**Patient Access Services:** Gathers and processes demographic and financial information to complete patient registration; collects data and inputs information into the hospital's computer system; provides cashiering services, financial counseling and switchboard services.

Health Information Management: Responsible for the hospital clinical information system, which is the basis for payment under prospective pricing and (DRG) diagnosis related groups. Adequate payment depends on accurate abstracting and coding and hospital's cash flow depends on timely completion of all medical record functions.

## **FACILITIES ENGINEERING**

Provides technical expertise for the design, planning and construction aspects of building, remodeling, or renovation of the physical plant and equipment to meet the needs of the facility. Maintains the buildings and equipment of the facility; repairs or replaces parts of equipment; maintains electrical service; ensures other utilities of the facility are functioning properly; maintains grounds and landscaping; operates and maintains boilers; conducts fire inspection; and maintains the facility in a clean, sanitary and attractive condition.

BIOMEDICAL ENGINEERING: Repair, maintain, calibrate and adjust all types of clinical and imaging equipment at the facility. Also responsible for assisting the medical and imaging staff in the operation and use of equipment.

ENVIRONMENTAL SERVICES: Maintain Maui Memorial Medical Center, Kula Hospital and Clinic, and Lanai Community Hospital and related facilities in a clean, sanitary, orderly, and attractive condition, to provide a suitable environment for the care of patients and visitors and for the work of the hospital staff and employees. This unit is also responsible for the cleaning, delivering, and replacement of all linens used by patients and employees in the operation of the hospitals.

Housekeeping: Promote and provide total quality customer service and cleanliness throughout the facility and organization, while helping to decrease costs and improve efficiency to our patients and staff.

Laundry: Promote a professional atmosphere to consistently improve on the efficiency of doing laundry for both Maui Memorial Medical Center and Kula Hospital and Clinic as well as improving on the distribution to floors, while at the same time decrease cost man-hours.

## **NURSING SERVICES**

Coordinates relationship of nursing service with other Medical Center departments and provides managerial assistance to nursing units. Evaluates patient care and plans for current and future needs and provides nursing care to all patients and other services of the facility in keeping with the size and degree of activity.

FLOAT POOL: Provides staff for all nursing departments at Maui Memorial Medical Center to maintain safe nursing to patient ratios. This includes registered professional nurses, licensed practical nurses, health unit clerks, nurse aides and transporters.

CLINICAL EDUCATION: Organizes and directs training and educational programs designed for clinical personnel at all levels through direct teaching and coordination of outside programs including orientation and in-service education.

DIALYSIS: Provides inpatient hemodialysis, peritoneal dialysis and services for hospitalized patients.

WOUND CARE: Specializes in the care of patients with selected disorders of the gastrointestinal, genitourinary and integumentary system and establishes intravenous access in selected patient's population to deliver antibiotics/nutrition/pain therapies.

HEART, BRAIN, and VASCULAR NURSES: Provides nursing care for in-patients and outpatients including pre and post procedure care in the Preparation and Recovery Unit



(PRU); assist in administering medication, circulating, and monitoring angiography procedures; provides patient care in Echo cardiology, Nuclear Medicine, and various modalities in Imaging. Also offers a cardiac rehabilitation program and stroke program which support the community.

MEDICAL/SURGICAL: Provides nursing care for all medical and surgical patients.

TELEMETRY/PROGRESSIVE CARE: Provides nursing care to selected patients who require cardiac monitoring. PCU provides nursing care to hemodynamically stable patients who require frequent interventions or closer observation.

PEDIATRICS/MEDICAL/TELEMETRY: Provides nursing care to pediatric patients and cardiac monitoring for select Medical/Surgical patients.

MEDICAL ONCOLOGY CLINIC and INFUSION CENTER: Provides support and services for outpatient and inpatient oncology patients; outpatient services for dehydration, blood transfusion, and antibiotic therapy. Coordinates the Pain Management and Palliative Care Program and the accreditation of the American College of Surgeons with the Tumor Registry.

EMERGENCY SERVICES: Provides nursing and first aid to patients brought in on emergencies for the patient requiring emergency care. Assists the Emergency Department physician in assessment and treatment.

BEHAVIORAL HEALTH: Provides primary health care for individuals and families emphasizing health promotion, disease prevention, diagnosis and management of acute and chronic Behavioral Health disorders. Coordinates health care services in the Medical Center; provides cost-effective integration of health care resources, and improved clinical outcomes age appropriate Behavioral Health patient populations.

OBSTETRICS: Provides labor and delivery; post-partum; and nursery care for obstetrical patients and to the newborn infant. Also provides childbirth education classes for the public and outpatient services to the pregnant patient.

CRITICAL CARE UNIT (CCU): Provides care for adult and pediatric patients requiring extraordinary care on a concentrated and continuous basis.

INTERVENTIONAL, PROCEDURE AND TREATMENT: Provides pre and post nursing care for invasive Angiography, special procedure x-ray, bronchoscopy and cardiovascular adult and pediatric patients and complicated wound care.

SURGICAL SERVICES: Coordinates the relationship of surgical service areas with other units. Evaluates surgical service areas and plans for current and future needs. Provides nursing services for anesthesia, operating room, pre/post operative care and endoscopy, which include in and out patient services. Ensures that quality care is provided to all patients.

Anesthesia: Administers anesthesia agents as required, for general, local, and regional anesthesia to patients undergoing procedures in all areas within the Medical Center.

Operating Room: Provides nursing support for major and minor surgical procedures, provides sterile and sanitary environment for the performance of surgical operations, and ensures that necessary equipment, instruments, and drugs are available to enable the surgeon to perform the work properly.

Endoscopy: Provides nursing support for endoscopic procedures; a sanitary environment for the performance of endoscopic procedures; and to ensure that necessary equipment; instruments, and staff are available to enable the provider to perform the work properly.

#### Pre/Post Operative Care:

POHA/PACU/Ambulatory Care Services: Provides preoperative and postoperative care for patients in the Pre-Operative Holding Area (POHA), Post Anesthesia Care Unit (PACU) and/or Ambulatory Care Services (ACS). The service also provides proper control to ensure that preoperative and postoperative requisite of the facility and medical staff is carried out.

CENTRAL SUPPLY: Receives, processes, stores, inventories, and distributes sterile and non-sterile supplies and equipment to all departments.

#### **ANCILLARY SERVICES**

Coordinate operations to support patient care with Nursing Services and other Medical Center departments. Evaluates patient care and plans for current and future needs. Provides patient care and/or treatment to all patients: Pharmacy, Laboratory, Imaging, Respiratory Therapy, Rehabilitation Services, Nutrition Services, and other services of the facility.

PHARMACY: Prepares and dispenses medications according to physician orders and provides a secure and safe environment for the storage of these medications. In collaboration with Pharmacy and Therapeutics Committee and approval of administration, the Pharmacy Department establishes policies and procedures governing the practice of pharmacy within the hospital and ensures these policies reflect best clinical and operational practices of pharmacy that are in compliance with Federal and State.

RESPIRATORY THERAPY: Provides the full range of respiratory therapy services to patients with respiratory disorders.

#### **NUTRITION SERVICES:**

Clinical Nutrition Services: Develops regular and modified meal plans to meet the therapeutic needs of inpatients at Maui Memorial Medical Center. The Clinical Dietitians provide nutrition assessment, implement nutrition care plans and monitor the progress of hospitalized patients.

Food Service/Meal Production: Provide high quality food services and hospitality to our staff, the public and visitors which include: 1) serving healthful and nutritious meals, 2) serving aesthetically pleasing meals, 3) ensuring food safety of all meals, and 4) preparing and serving regular and modified diets which meet the therapeutic needs of all hospitalized patients.

REHABILITATION SERVICES: Provides comprehensive services, to include Occupational Therapy, Physical Therapy, Speech Therapy and Recreation Therapy for patients in the Maui Region. Develops rehabilitation programs and nursing restorative programs to ensure smooth and successful transition from rehab to nursing with appropriate follow-up and integration of various departments and units of the facilities.

Physical Therapy: Provides patient evaluation and treatments as directed by the physician to facilitate rehabilitation of patients. Services that are provided may include therapeutic exercises, neuromuscular re-education with balance and coordination retraining; stroke and cardiac rehabilitations; gait training, fitting and training orthotics and prosthesis; manual muscle testing, strengthening, stretching and soft tissue manipulation. Also utilizes modalities such as electrotherapy, ultrasound, and hydrotherapy; wound therapy; back injury prevention and body mechanics; patient and care giver education and training.

Occupational Therapy: Provides patient evaluation and treatments as directed by the physician to facilitate rehabilitation of patients. Services that are provided may include activities of daily living skills; selection, modification, fabrication, and training

in therapeutic adaptive devices; custom splinting; upper extremity strengthening and coordination; hand rehabilitation; cognitive and perceptual training; psychosocial, neuro, and cardiac rehabilitation; wound care; dysphagia rehabilitation; patient and care giver education and training.

Speech Therapy: Provides rehabilitation (diagnostic and treatment) services for cognitive, voice, receptive and expressive language, speech and dysphagia disorders to inpatients and outpatients to maximize patient's function; patient and care giver education and training.

Recreational Therapy: Provides a wide range of recreational therapy skills to assist patients in attaining measurable rehabilitative goals or objectives.

LABORATORY: Provides clinical pathology examinations in chemistry, special chemistry, microbiology, hematology, blood bank, serology and autopsies; stores, cross-matches and dispenses blood and blood derivatives. Examines and reports all tissue removed at operation. Maintains a system of identification, coding and filing of all reports to insure rapid location and retrieval of information.

Hematology/Urinalysis: Performs blood tests and studies morphology of constituents of blood to obtain data for use in diagnosis and treatment of disease. Also performs chemical tests on body fluids and exudates for diagnosing and combating infectious diseases. Centrifuges urine and examines resultant sediments to detect presence of various types of cell bodies.

Chemistry/Special Chemistry: Performs chemical tests on bodily fluids and exudates for diagnosing and combating infectious diseases.

Microbiology: Cultivates, isolates, and helps in identifying bacterial and other microorganisms present in bodily fluids, exudates, skin scraping, or autopsy and surgical specimens, and performs various bacteriological and mycological tests to provide date on cause and progress of disease.

Immunology/Blood Bank: Collects, tests, and stores blood, administers transfusions, and maintains records of blood donations of transfusions. Also performs routine serological test on bodily fluids and materials such as blood, exudates, scrapings and spinal fluids to ascertain pathogenic qualities of specimens, and tests them for specific diseases.

Histology: Imbeds, sections and stains materials (tissue) received from the operating room and outpatient services to assist the pathologists in the diagnosis and treatment of disease.

IMAGING: Provides radiological examination to inpatients and outpatients, renders consultation to attending physicians, and provides diagnostic, therapy, and radioisotope services. Stores all images resulting from diagnostic work to ensure rapid location whenever needed either by the attending physician or radiologist.

Mammography: Performs mammographic examinations utilizing diagnostic radiographic equipment in accordance with policies and procedures, protocols and quality standards as established by the Mammography Quality Standards Act of 1992 (MQSA) and final guidelines revised.

Diagnostic: Operates ionizing radiation producing equipment for diagnostic radiographic purposes.

Computed Tomography: Performs various computed tomography procedures for imaging of human anatomy which include transferal and photographing of images, archiving post, processing multiplanar, 3D vascular and/or 3D-bone reconstruction.

Ultrasound: Produces two dimensional ultrasonic recordings of internal organs, using ultrasound equipment.

Nuclear Medicine: Operates various nuclear medicine equipment to detect, measure, and/or portray the distribution of radioactivity in specified body areas and body products for use of physician in diagnosing and/or treatment of patients.

Magnetic Resonance Imaging: Performs clinical diagnostic magnetic resonance imaging and other procedures associated with the production of MRI images utilizing standard or modified imaging techniques.

## **PATIENT CARE SERVICES**

Administers the Risk Management, Infection Control, Case Management, Social Work Services and Cardiovascular Service programs. Monitors and evaluates the quality and appropriateness of patient care activities and initiates improvements to the care. Maintains effective working relationships with the medical staff, administrative staff and other services within and outside the facility.

RISK MANAGEMENT: Plans, organizes, coordinates, evaluates and documents an integrated hospital-wide program designed to monitor and minimize the hospital's exposure to potential loss. The unit will focus on controlling liabilities for human error, equipment failure and environmental problems through review of accidents, injuries and safety hazards.

INFECTION CONTROL: Plans, coordinates and maintains the Medical Center's infection control program; provides consultative service to administration, ancillary departments, and nursing on matters pertaining to infection control; collects information and statistics on rates of infection; and monitors the entire hospital system to ensure compliance with infection control policies, procedures, and standards.

CASE MANAGEMENT: Coordinates quality outcome-oriented patient care, ensuring appropriate and efficient utilization of healthcare resources, leading to cost-effective service delivery and an appropriate length of stay. Promotes the integration and coordination of clinical services; conducts admission and continued stay reviews and monitors the use of patient care resources; and supports collaborative practice and continuity of care in order to enhance patient and provider satisfaction.

SOCIAL WORK SERVICES: Provide professional social work services to patients and/or families through individual or group conferences to assist in restoring patient's optimum social and health adjustment by providing psychosocial intervention, support and guidance. Identifies and makes referrals to other community agencies to meet the patient's and family's needs.

CARDIOVASCULAR SERVICES: Provides diagnostic and therapeutic services to inpatients and outpatients; render clinical support to physicians; ensure that necessary equipment and supplies are available to enable the physician to perform procedures. The Service Line will provide high-quality, cost-effective care to improve clinical outcomes for patients.

Angiography: Performs special and/or interventional procedures for gathering and capturing images for diagnostic and therapeutic purposes.

Echocardiology: Performs a variety of diagnostic procedures using ultrasound equipment to obtain cardiac diagnostic data for physician review and evaluation.

## **CLINICAL SERVICE LINE DEVELOPMENT**

Led by the Assistant Administrator/Chief of Clinical Affairs (CCA). This group helps develop MMMC's existing clinical service lines as well as build new clinical service lines.

**PHYSICIAN PRACTICE MANAGEMENT:** Responsible for the administrative functions of the region's employed and locum physician practices including operations, procurement, corporate compliance, marketing, finance, physician compensation and reimbursement, human resources, medical and business information systems and planning and development.

**Outpatient Clinic:** A hospital based outpatient specialty service clinic that provides medical assessment and care for the community.

**QUALITY MANAGEMENT:** Monitors and evaluates the quality and appropriateness of care provided to patients; collects and reviews data on patient care to identify problems; seeks ways to improve patient care and to resolve problems associated with clinical performance.

**TRAUMA SERVICES:** Responsible for developing, implementing and maintaining a cost-effective system of care for trauma patients throughout the trauma continuum of care from injury prevention, pre-hospital, inpatient trauma care through rehabilitation.

### **MEDICAL CARE SERVICES**

Serves as liaison between the RCEO and the medical staff and all facilities in the system; verifies credentials of new applicants and medical staff members; assists in maintaining or upgrading medical standards and develops policies and evaluates programs providing psychological counseling and related services; and advises the Medical Center, administration and various committees on medical matters.

**MEDICAL LIBRARY:** Provides and maintains medical books and journals.

**EMPLOYEE HEALTH:** Promotes health and safety of employees by evaluating, interviewing, monitoring, reporting/record keeping, teaching, counseling and making referrals to other health care providers. Also maintains and implements Employee Health services to specified Medical Center personnel to fulfill DOH, the Joint Commission, and OSHA regulations.

**HAWAII HEALTH SYSTEMS CORPORATION  
KULA HOSPITAL**

FUNCTIONAL STATEMENT

ADMINISTRATION

Manages the daily operations of the hospital(s). Assures that the care and treatment of patients/residents meet the appropriate standards; adheres to and enforces all applicable laws and regulations; formulates long-range plans and objectives; and sets up policies, rules and procedures necessary for the operations of the hospitals.

MEDICAL SERVICES

Provides medical treatment to inpatients as well as outpatients. (Outpatient services and inpatient care to acute patients are on a fee-for-service basis, payable by the patients).

SECRETARIAL SERVICES

Provides secretarial and general clerical services to the Hospital Administrator and other units in the Hospital.

NURSING SERVICES

Provides around-the-clock bedside nursing care to emergency room patients, acute care/SNF inpatients, Long Term Care residents, ICF/MR clients and outpatient services to clinic patients. Also provides in-service training of employees.

Central Supply Room: Requisitions, prepares, and issues supplies and equipment necessary for the care of patients/residents. Sterilizes and labels reusable supplies and instruments.

Float Pool: Provides clinical assistance to all nursing units.

Emergency Room/Acute Swing/Clinic: Provides nursing care to patients brought in on emergencies; assists the physician in the examination and treatment of patients. Also provides nursing services for patients with acute problems, those needing (SNF) rehabilitation or nursing services, and outpatient services to clinic patients.

Long Term Care:

SNF/ICF: Responsible for patients requiring nursing care of less intensity than that provided by an acute-care hospital. Categorically, patients are those needing Skilled Nursing (SNF) or rehabilitation services and those requiring Intermediate Care (ICF).

ICF/MR: Provides for health and rehabilitative needs of the individuals residing at the facility. Categorically, patients are those needing Intermediate Care for the Mentally Retarded.

CLINICAL SERVICES

PHYSICAL THERAPY: Provides the full range of physical therapy evaluations and treatments as medically prescribed by physicians for inpatients.

OCCUPATIONAL THERAPY: Provides the full range of Occupational Therapy evaluations and services to restore the basic activities and functions of daily living (ADLs) capabilities of inpatients/residents. Also provides oversight of an ongoing program of activities for the residents of Kula Hospital.

**SOCIAL SERVICES:** Provides the full range of social services to assist the patient and the family with social, economic, and emotional problems.

**MEDICAL RECORDS:** Maintains medical records – case history – on each patient. Transcribes medical dictations, cross indexes diseases and files for statistical data, and gathers patient data for medical audit and utilization review.

**PHARMACY:** Compounds and dispenses drugs on doctors' prescriptions for both inpatients and outpatients. Purchases, stores, and preserves drugs, medicine and chemicals, and maintains pertinent records.

**LABORATORY:** Provides full range of laboratory tests and procedures for diagnostic and treatment purposes, both inpatients and outpatients.

**IMAGING:** Provides the full range of x-ray procedures for diagnostic and treatment purposes, as well as electrocardiograms, for both inpatients and outpatients.

### **GENERAL SERVICES**

**DIETARY:** Provides complete dietetic treatment services to all patients and to plan, prepare and serve nutritious and appetizing food to patients, employees, and visitors to the hospital.

**Food Services:** Provides cafeteria service, food storage and control, dishwashing, and cleaning. Ensures adequate raw food and supplies to prepare menu plans.

**MAINTENANCE:** Maintains hospital building and grounds, and effects minor construction. Maintains hospital equipment, including boiler, elevators and motor vehicles, and provides messenger service.

### **ENVIRONMENTAL SERVICES**

**HOUSEKEEPING:** Promote quality cleaning and professionalism along with customer service to residents, families, and staff as well as promoting harmony within the hospital.

### **FISCAL SERVICES**

**FISCAL:** Prepares the operating capital and program and planning budgets; bills for services and collects payments; prepares various claim vouchers for disbursement; prepares payroll and performs other related activities; maintains accounting and related statistical records; prepares financial reports such as Medicare and Medicaid; operates the switchboard; and admits patients.

**HUMAN RESOURCES:** Administers the human resources programs, including human resources management, State personnel rules and regulations, collective bargaining contracts, and maintenance of personnel records and transactions.

**PURCHASING:** Issues purchase orders and procure equipment, supplies, and services for the hospital at the most economical price. The Unit ensures all transactions are conducted ethically and without prejudice, while controlling the transactions to ensure only the highest quality goods and services are ordered and delivered. The unit is responsible for the receipt of all deliveries, storage, management, and delivery of supplies to all hospital departments, maintenance of a perpetual inventory of necessary supply items, and ensuring that these supplies are available for use at all times.

**HAWAII HEALTH SYSTEMS CORPORATION  
LANAI COMMUNITY HOSPITAL**

FUNCTIONAL STATEMENT

ADMINISTRATION

Responsible for the planning, development, staffing, implementing, controlling and evaluation of the hospital's operations to insure quality patient care services are provided to the community it serves in a highest quality and most cost effective manner. Hospital Administration will insure that hospital is in compliance with the rules and regulations, both federal and state that govern hospital operations and in compliance with corporation compliance program. Hospital Administration will actively participate and represent the hospital's view and concerns to the HHSC Board, Management Advisory Committee, and community, legislative and other outside agencies.

BUSINESS OFFICE

Prepares the operating capital and program and planning budgets; bills for services and collection payments; prepare various claim vouchers for disbursement; prepares payroll and performs other related activities; maintains accounting and related statistical records; prepare financial reports such as Medicare and Medicaid; operates the switchboard; and admits patients.

LABORATORY

Performs clinical laboratory tests and procedures for diagnostic and treatment purposes.

IMAGING

Performs imaging procedures for diagnostic and treatment purposes.

NURSING SERVICES

Performs around-the-clock bedside nursing care to inpatients and performs other nursing functions relating to emergency surgeries, central supply, pharmacy, emergency outpatient clinic, and long term resident care.

DIETARY

Prepares regular and therapeutic meals three times daily for inpatients and hospital staff; performs related food service activities.

BUILDING MAINTENANCE

Provides general maintenance for the building, grounds, and equipment.

HOUSEKEEPING

Provides janitorial and other hospital cleaning functions for the hospital, and messenger service.



## **FACILITY FUNCTIONAL STATEMENTS**

### **Hilo Medical Center**

**Administration:** The function of Administrative Unit is to manage and direct all of Hilo Medical Center's programs and services.

**Human Resources:** The function of this organizational segment is to administer the overall personnel program of the Hilo Medical Center. Some of the functions include personnel management, personnel transactions, personnel budget requests, safety reports, etc. Services to the rural hospitals include reviewing and processing of personnel transactions, personnel management and control in the utilization of personnel.

**Medical Staff Services:** The function of this organizational unit is to serve as liaison between the Regional CEO and the Medical Staff and all hospitals in the system; and oversee all clinical and related activities of the hospital/medical center.

**Patient Services:** The function of the Patient Services Unit is to provide professional social services and case management services to the patients/residents of the East Hawaii Region, which includes the Acute and Long Term Care Facility, Hale Ho'ola, HPOC, Home Care, Emergency Room and both Rural Facilities.

**Volunteer Services:** Plans, directs and coordinates the volunteer services and public relations programs at Hilo Medical Center including recruiting, interviewing, and placing volunteers according to hospital needs. Represents and promotes the hospital by coordinating all public relations activities.

**Business Office:** The function of the Business Office is to provide billing, credit and collection, compilation of statistical data, payroll, reports to various agencies, budgetary control, and general office services.

**Information Systems:** Provides for integrated, computer-assisted recording, classifying summarizing, and transmitting storing, and retrieving of clinical and management information.

**Food and Nutrition:** Provides all food service to patients and staff of the hospital. Manages staff operations, receives, stores and inventories food supplies, plans menus and prepares food, budgets, assesses the nutritional aspect of patient care and patient education, and prepares necessary reports relating to food service. Selective menu system will be adopted in the department.

**Admitting and Switchboard:** Admit patients in a prompt and orderly manner in accordance with established policies and procedures, in addition to operating the Switchboard-Information area. This unit also performs business office functions,

such as receiving payment of bills after normal working days, on weekends and holidays.

**Procurement/Materials Management:** Coordinate, monitor, disburse, and standardize the procurement of supplies, equipment and services necessary for the operation of Hilo Medical Center, Ka'u Hospital and Hale Ho'ola Hamakua; maintain the inventories of supplies and equipment for Hilo Medical Center; account for the payment, disbursements, vouchers and reports of Storeroom and Accounts Payable to the fiscal division; process and disburse all Hawaii Health Systems Corporation's facility accounts payable reports and vouchers to vendors and/or facilities; negotiate, document and execute contracts for goods and services for all facilities in the East Hawaii Region.

**Medical Records:** Keep medical records of all patients of Hilo Medical Center, provide access to and analysis of information, including encoded data, contained within the medical record for the purpose of developing statistics, for use by the hospital's quality program and for the hospital to determine effective management of patient care.

**Medical Library:** Provides library services for the medical library. Acquires, classifies, catalogs, indexes, stores and disseminates books and materials to meet medical needs.

**Building and Grounds Maintenance:** Maintain all buildings, equipment, utilities, furnishings and grounds. Occasionally performs construction or renovations of a minor nature. Maintains the boilers, elevators, vehicles, etc., and hauls rubbish.

**Bio Medical Engineering Unit:** Maintain all biomedical and related equipment in good working condition at all times.

**Housekeeping:** Provides janitorial and other hospital cleaning functions for the entire hospital to maintain a clean and health surroundings for patients and staff members and to prevent infection and/or contamination.

**Laundry and Sewing:** Provides all laundering services which involve processing more than a million pounds of laundry annually and mends and sews items such as linen, blankets, surgery wrappers, infant gowns, etc.

**Laboratory:** Provide clinical pathology examinations in chemistry, microbiology, hematology, urinalysis, blood banking, serology, coagulation, histology, cytology, and autopsies; stores, crossmatches and dispenses blood and blood derivatives. All tissue removed during surgery are examined and reported. A system of identifying, coding and filing of all reports to ensure rapid location and retrieval of information is maintained.

**Radiology:** Provide any diagnostic and therapeutic services, scheduled or an emergency, as required for the care and treatment of an inpatient or outpatient, aging from time of birth to death.

**Anesthesia:** Provide both anesthesia and respiratory services. Anesthesia services include pre-operative and post-operative care and the administering of anesthesia.

**Pharmacy:** Orders and maintains floor stock of drugs and pharmaceuticals, packages, fills prescriptions and makes distributions to all hospitals. Provides consultative services as required.

**Occupational Therapy:** Provide a comprehensive, holistic, restorative program through rehabilitation services and supervision of a maintenance level of function program through activity services. Services are provided in the acute general unit, acute psychiatric unit, long-term care, outpatient, home care, Hale Ho'ola Hamakua and Ka'u Hospital.

**Physical Therapy:** Provide a medium by which the restoration of maximum function of patients can be attained; this is accomplished by the use of one or more combinations of modalities and/or procedures including electrotherapy, hydrotherapy, mechanotherapy, massage and therapeutic exercise.

**Respiratory Care Services:** Provides respiratory tests and treatments to patients with respiratory diseases and disorders including cases involving critically ill, pediatric and neonatal patients. This unit also provides EKG testing to all inpatients and outpatients.

**Home Care Services:** Provides services to the community as an extension of Hilo Medical Center with skilled nursing, physical and occupational therapy, home health aide services, medical social worker services and speech language pathology/speech therapy services to patients who need not be hospitalized.

**Nursing Administration:** Supervises and administers all nursing care functions on a twenty-four (24) hours basis. Provides inservice educational programs, provides staffing studies, oversees assignments and direct nursing activities.

**Critical Care Unit:** Provides nursing care to patients requiring constant and more individual care due to their condition, and are usually surgical patients or patients with serious cardiac conditions requiring the specialized services of the Critical Care Unit.

**Surgical Services:**

**Operating Room:** Provides the nursing services for all surgery cases, including twenty-four (24) hour standby call service.

**Short Stay Unit:** Provides services for non-emergency elective surgery and outpatient procedures not requiring admission of more than eight (8) hours.

**Post Anesthesia Care Unit:** Provides immediate post operative nursing care for all surgery patients.

**Sterile Processing:** Provide decontamination, assembly, testing, sterilization and labeling of reusable supplies and instrumentation for elective and emergent surgeries as well as for all other departments throughout Hilo Medical Center. Accurate and timely assembly of surgical case carts for scheduled and emergent surgical procedures.

**Obstetrics:** Provides nursing services involving prenatal care, disorders of pregnancy, complications of pregnancy, labor, delivery, as well as, care of the new born and the mother, and for surgical gynecology patients.

**Medical Unit:** Provides nursing services for medical patients in accordance with the physician's instructions.

**Surgical Unit:** Provides nursing services for surgical patients in accordance with the physician's instructions.

**Malama Unit:** Provides nursing services for children under fourteen (14) years of age. Provides nursing services to overflow patients from the Medical and Surgical Units.

**Hale Ho'ola:** Provide nursing services to patients with acute and/or chronic behavioral problems.

**Emergency Room:** Provides acute and emergency nursing services to patients requiring constant and more specialized individual care due to their diagnosis, condition, injury and/or stability.

**Medical/Surgical Unit:** Provides nursing services for medical/surgical as well as long term care patients in accordance with the physician's instructions.

**Extended Care Facility:** Provides long-term care nursing services for patients in accordance with the physician's instructions.

**Hawaii Pacific Oncology Center:** Provides oncology services for the island/county of Hawaii, which includes consultation, simulation of treatment, radiation therapy treatment, chemotherapy, related infusion therapies and medical oncology follow-up.



## APPENDIX U

### FACILITY FUNCTIONAL STATEMENTS Hale Ho'ola Hamakua

#### ADMINISTRATION

Directs and maintains overall charge of the day-to-day hospital operations including the supervision of the nursing activities.

#### HOUSEKEEPING AND LAUNDRY

Performs cleaning and housekeeping functions which are required to maintain sanitary conditions at the hospital. Provides seamstress service and maintains laundry service with commercial laundry.

#### BUSINESS OFFICE

Provides a variety of services which include bookkeeping, purchasing and inventory, medical records, admissions, budgetary control, statistical reports, personnel transactions, payroll and related clerical activities.

#### LABORATORY

Performs laboratory tests and procedures which are required for diagnostic and treatment purposes.

#### SOCIAL SERVICES

Provides the full range of social services to assist the patient and the family with social, economic, and emotional problems.

#### OCCUPATIONAL THERAPY

Provides comprehensive and diversified occupational and recreational programs for patients.

#### BUILDING AND GROUNDS MAINTENANCE

Repairs and maintains hospital buildings and grounds.

#### ANESTHESIA

Administers general and regional anesthesia to surgical patients. Provides postoperative care, and resuscitative and inhalation therapy service.

#### DIETARY

Prepares meals for the patients and employees.

### **RADIOLOGY**

Performs x-ray procedures for diagnostic and treatment purposes.

### **MEDICAL RECORDS**

Maintains confidential medical records on each patient admitted for care in the hospital. Maintains ICDA system of identification and filing to insure the rapid location of patients' charts. Responsible for classification and coding of diseases, and developing statistical data as required. Also controls the release of medical records and appears in court proceedings as legal custodian of medical records.

### **NURSING SERVICES**

Provides nursing care to patients and performs other nursing functions relating to pharmacy, emergency, ambulance, outpatient clinic and coordination of volunteer programs.

### **SURGERY**

Provides nursing functions in surgery, central supply, pharmacy, and emergency room.



## APPENDIX U

### FACILITY FUNCTIONAL STATEMENTS Ka'u Hospital

#### ADMINISTRATION

Manages the daily operation of the hospital. Responsible for all reports pertaining to the facility.

#### BUSINESS OFFICE

Provides a variety of services, which include bookkeeping, clerical and medical record keeping, outpatient and inpatient admissions, posting and collecting of accounts, personnel transactions, and payroll information transmission, purchase requisitions, and statistical and financial reports.

#### NURSING SERVICES

Provides nursing services for all patients from extended care to obstetric cases and serves in the pharmacy as needed.

Coordinates in-service programs, conducts staffing studies, and performs as a staff nurse when the need arises.

Provides twenty-four (24) hour daily ambulance service is provided on a stand-by basis.

Provides recreational programs including music, arts and crafts, cultural arts, games, spiritual activities, and social recreation. Coordinates activities, adapts activities and recreational programs to meet the needs and interests of the patients.

#### RADIOLOGY

Performs X-ray procedures for diagnostic and treatment purposes on a 24-hour basis.

#### DIETARY

Provides meals and nourishments for patients. Provides meals as appropriate for employees.

#### BUILDING AND GROUNDS MAINTENANCE

Maintains the building, equipment, and grounds. Housekeeping services include the collection and disbursement of contractual service laundry and daily housekeeping chores.



STATE OF HAWAII  
HAWAII HEALTH SYSTEMS CORPORATION  
KONA COMMUNITY HOSPITAL

FUNCTIONAL STATEMENT

**ADMINISTRATION**

Administration is responsible to manage the daily operations of the hospitals, to carry out the hospitals' objectives of caring for the sick and injured, furthering scientific knowledge, promoting community health, and representing the hospitals in the community.

**MEDICAL STAFF SERVICES:** Serves as liaison between the medical staff and the hospital and all facilities in the system; verify credentials of new applicants and medical staff members; assist in maintaining or upgrading medical standards and develops policies, and evaluate programs providing psychological counseling and related services; and advise the hospital administration and various committees on medical matters.

**MEDICAL DIRECTOR:** Responsible for the effective discharge of the Medical Staff organizational functions, as set forth in the Medical Staff By-Laws; and to implement policies promulgated by the Governing Authority concerning the Medical Staff.

**HUMAN RESOURCES:** Administers the personnel programs including personnel management, State personnel rules and regulations, collective bargaining contracts, and maintenance of personnel records and transactions. Provides service to line managers in the areas of labor relations, recruitment & examinations, classification & compensation, administrative services, workers' compensation, and safety and meeting their education, training and staff development needs. Provides management/consultative services regarding laws/regulations that impact on the employer/employee relationship.

**COMMUNITY RELATIONS:** Provide direction and management of all community relations, customer service, and marketing programs for the region, including both internal and external communication about hospital activities, in coordination with Hawaii Health Systems Corporation.

**COMPLIANCE/RISK MANAGEMENT:** Plans, directs and coordinates the Compliance and Risk Management Programs for the region; serves as principal technical specialist and advisor for compliance and privacy matters; formulates and implements compliance and privacy related policies and procedures; develops and implements the risk management program to prevent and reduce losses associated with patient, employee or visitor injuries and property loss or damage.

**CONTRACT MANAGEMENT:** Responsible for the development, negotiation and administration of contracts entered into and providing guidance for procurement contracting and purchasing functions for the Region.

**QUALITY IMPROVEMENT:** Monitors and evaluates the quality or appropriateness of care provided to patients; collect and review data on patient care to identify problems; seek ways to improve patient care and to resolve problems associated with clinical performance. Monitor for regulatory and accreditation compliance.

**Patient Relations:** Responsible to develop, plan and implement a hospital wide customer service training program and to develop policies and procedures and practices to proactively improve patient satisfaction.

**Trauma Program:** Responsible to develop and implement the hospital's trauma program, policies and procedures and goals and objectives related to trauma care to enhance and foster optimal trauma care management.

Case Management: Provides outcome-oriented patient care with an appropriate length of stay, use of appropriate resources based on specific case types, and coordination of an integrated system of settings, services, health care practitioners, and care levels that make up a continuum of care.

Infection Control/Employee Health: Provides surveillance, prevention and control or spread of infections and bloodborne pathogens (communicable diseases). Program goals include identifying and reducing the risks of acquiring and transmitting infections among patients, employees, physicians and other licensed independent practitioners, contract service workers, volunteers, students and visitors.

Utilization Review: Administers the Utilization Review Program. Insures efficient and effective utilization of hospital facilities and services through admission and continued stay reviews. Provides quality patient care by identification and initiation of hospital policies, procedures, and practices that promote efficient planning and implementation of concurrent utilization.

Social Services: Provides medical social services to patients and/or family through individual or group conferences. Assists in restoring patients' optimum social and health adjustment by providing medical care and social and economic advice. Utilizes and makes referrals to other community agencies to meet the patients' and families' needs.

ENVIRONMENTAL SERVICES: Responsible for the development, implementation and finalization of all facility projects, including land issues, related or assigned to the Region as well as responsibility for the physical plant and environmental services functions for the region. Administers all programs for that relate to environmental services, construction (renovations/retrofit/ upgrade facilities), land beautification, land use issues, telecommunication systems maintenance, capital improvement, the acquisition of permits, the development and administration of policies and procedures to meet environmental needs, and the solicitation and coordination of all major bids for equipment or construction for the Region.

Maintenance: Responsible for the maintenance of the building and equipment. Responsible for the cleaning and upkeep of the grounds of the hospital.

Housekeeping: Responsible for providing janitorial and other hospital cleaning functions for the entire hospital.

Laundry: Maintains linen supply, bags soiled laundry for laundering by private service, and launders certain items for surgery.

### **PATIENT CARE SERVICES**

Responsible for all nursing functions which include the quality of health care, the allocation and management of financial, physical and human resources, and compliance with regulatory requirements and accrediting standards.

BEHAVIORAL HEALTH: Provides management, supervision and treatment in a secure setting for patients with behavioral health disorders who can not be treated at a less acute level of care. A multidisciplinary team provides intensive treatment, the goals of which include symptom stabilization and improved functioning. The team will also collaborate closely with families, out patient providers, case managers and others who will assist the patient in developing using her/his self-care abilities to enjoy optimal health.

### CRITICAL CARE SERVICES:

Emergency Care: Provides medical screening examinations, ongoing assessment and initial treatment/or advice to patients with illnesses or injuries who present to the department for treatment. Emergency care is offered 24 hours a day with an experienced physician on duty with specialty consultants from the medical staff available in a timely fashion.

Intensive Care: Provides services with specially trained nursing staff and support resources for patients requiring critical care on a concentrated and continuous basis. The ICU monitors infectious patients, trauma patients, post-op ICU patients, and patients with substance abuse problems and/or conduct disorders.

MEDICAL & SURGICAL: Responsible for the care of acute pediatric, adolescent, and adult medical/surgical, and telemetry-monitored patients.

Infusion Center: Responsible for the administration of IV infusion services and ambulatory nursing care on a referral basis. This includes but is not limited to chemotherapy antibiotics, transfusions, I.M. and S.Q. injections for inpatients and outpatients.

### LONG TERM CARE:

SNF/ICF: Responsible for patients requiring nursing care of less intensity than that provided by an acute-care hospital. Categorically, patients are those needing Skilled Nursing (SNF) rehabilitation or nursing services and those requiring Intermediate Care (ICF).

Restorative Care: Responsible to enhance the patient's quality of life through ambulation training, range of motion exercises, activities of daily living training, and amputation/prosthesis assistance from trained certified nursing assistants coordinated by the Restorative Nurse Coordinator and the Physical Therapy Department.

Float Pool: Coordinate relationships of nursing services with other departments; provides clinical assistance to all nursing units and evaluates patient care and plans for current and future needs.

### SURGICAL SERVICES:

Operating Room (OR): Provides professional nursing care intra-operatively according to the Professional Standards stated from AORN.

Post Anesthesia Care Unit/Short Stay Unit (PACU/SSU): provides professional nursing care pre-operatively upon admit, immediately post-operatively and post-recovery upon discharge.

### WOMEN'S HEALTH SERVICES: (Labor, Deliver & Recovery)

The Women's Health Services is concerned with all phases of nursing care involving prenatal, delivery, and the postpartum care; provides education in women's health issues such as lactation and birthing education. The nurses are also cross-trained to support the surgery staff for crash c-sections.

EDUCATION: Provides comprehensive orientation, hospital-wide continuing education and development programs for hospital and medical staff.

NURSING ADMINISTRATION: Provides leadership, coordination and administration of all nursing care functions through the Chief Nurse Executive and nursing supervisors.

## **ANCILLARY SERVICES**

Responsible for assisting with the daily operations of the facility. This includes planning, human resource management, quality health care, the allocation of financial, physical and human resources, compliance with pertinent regulations, promotion of the facility and emergency planning.

**DIETARY:** Responsible for all dietary services to patients and staff of the hospital. This includes staff operations, receipt, storage, and inventory of food supplies, menu planning and food preparation, budget, nutritional assessment of patient care and patient education, and preparing necessary reports relating to food service.

**INFORMATION SYSTEMS:** Provides for integrated, computer-assisted recording, classifying, summarizing, transmitting, storing and retrieving of clinical and management information. Ensures internal and external communication capabilities including phone, fax, radio.

**PHARMACY:** Responsible for dispensing of drugs, pre-packaging, and reviewing aspects of patient safety and quality of care as it relates to patient's use of drugs. Ensures adequate pharmaceutical supply in the pharmacy and nursing units.

**REHABILITATION SERVICES:** Responsible for providing Physical Therapy, Occupational Therapy, and Speech Therapy services for patients. The section develops rehabilitation programs and nursing restorative programs to ensure smooth and successful transition from rehab to nursing with appropriate follow-up and integration of various departments and units of the hospital.

**Occupational Therapy:** The occupational therapy program provides services to the acute-care and long-term care patients, treating patients individually or in groups with psychosocial and physical dysfunction. Implements and carries out medically prescribed activities which will assist in restoring physical function up to maximum level of competence, and psychosocial and constructive activities which will help the patient to adapt to the social demands of living.

**Physical Therapy:** The physical therapy program involves treatment by massage, therapeutic exercise, hydrotherapy, electrotherapy, or other methods as prescribed by the physician. Services are provided to inpatients and outpatients. Home health care services are also provided.

**RESPIRATORY CARE SERVICES:** Provides diagnostic and therapeutic respiratory care services to inpatients and outpatients, and provides training for hospital and medical staff.

**DIAGNOSTIC IMAGING SERVICES:** The function of this organizational unit is to provide and manage the diagnostic imaging services. Personnel provide technical information and assistance to the physician for diagnosis and treatment involving imaging. The responsibilities of the department include diagnostic radiographs that include interventional procedures, cardiac catheterization, nuclear medicine, radiation therapy, ultrasound, computerized tomography and magnetic resonance.

**Computed Tomography:** Performs various computed tomography procedures for imaging of human anatomy which include transferal and photographing of images, archiving post, processing multiplanar, 3D vascular and/or 3D-bone reconstruction.

**Magnetic Resonance Imaging:** Performs clinical diagnostic magnetic resonance imaging and other procedures associated with the production of MRI images utilizing standard or modified imaging techniques.

**Nuclear Medicine:** Operates various nuclear medicine equipment to detect, measure, and/or portray the distribution of radioactivity in specified body areas and body products for use by a physician in diagnosing and/or treatment of patients.

**Imaging:** Operates imaging equipment, fluoroscopy, or other similar types of equipment using standard or modified imaging techniques in accordance with the hospital and/or department policy and procedures, protocols and quality standards.

**Ultrasound:** Produces two dimensional ultrasonic recordings of internal organs, using ultrasound equipment.

**RADIATION:** Provides services for treatment of malignant and non-malignant diseases and utilizes radiation and radioactive isotopes in the treatment of diseases, primarily cancer. Radiation Therapy is responsible for the safe operation of high tech, high energy radiation producing equipment, preparation and administration of different types of radioactive materials used for therapeutic purposes

**FISCAL SERVICES:**

Responsible to provide fiscal and management support services with business planning, budgeting, accounting, financial management, financial planning strategies, and revenue enhancement for the Region.

**ACCOUNTING:** Administers the hospital's policies on finance, accounting, financial/accounting systems, internal controls and auditing in accordance with all facility and corporate policies and procedures and consistent with the policy on ethical practices. Ensures that the internal controls are adequate to safeguard the facility's assets and that the accounting systems are sufficient to generate accurate and timely financial reporting. Reports and interprets for management use the financial information produced by the accounting system.

**Payroll:** Ensures proper payroll payments for compliance with policies and procedures; inspects automated systems output such as payroll registers. Ensures that all federal and state laws regarding pay and payroll related taxes are complied with.

**ADMISSIONS:** Responsible for securing demographic and financial information to complete patient registration; collecting data and inputting the information into the hospital's computer system; securing authorization and obtaining benefits for patients services; answers switchboard and operates other communication equipment.

**BILLING AND COLLECTION:** Responsible for the management and coordination of an integrated billing and collection process that ensures collection of charges for services rendered and maximum reimbursement for services rendered.

**HEALTH INFORMATION MANAGEMENT:** The three major functions of Health Information Management are maintenance and management of quality medical records, proper coding of documentation in compliance with all regulations and preparation of statistical data as it pertains to hospital patients.

**MATERIALS MANAGEMENT:** Provides a total, standardized, and complete materials management program for the region which delivers high quality, cost effective patient care by consistently meeting all requirements of the customers. These activities include procurement of equipment and supplies; maintenance of an appropriate inventory of goods, storage, handling, distribution and charging of supplies to the various units.

**Central Supply:** Central Supply functions include requisitioning, preparing, and issuing all materials, supplies and other professional equipment necessary for the care of patients. Maintenance is provided for medical equipment such as a respirator and suction machines.

**STATE OF HAWAII  
HAWAII HEALTH SYSTEMS CORPORATION  
KOHALA HOSPITAL**

**FUNCTIONAL STATEMENT**

**ADMINISTRATION**

Hospital Administration is responsible for the planning, development, staffing, implementing, controlling and evaluation of the hospital's operations to insure quality patient care services are provided to the community it serves in the highest quality and most cost effective manner. Hospital Administration will insure that the hospital is in compliance with both federal and state rules and regulations that govern hospital operations, and are in compliance with HHSC compliance programs and risk management strategies. Hospital Administration will actively participate and represent the hospital's views and concerns to the HHSC Board West Hawaii Regional Board, and community, legislative and other outside agencies.

**BUSINESS OFFICE**

Provide financial management support to the hospital's operation (i.e., financial accounting, billing, collections, purchasing, payroll and periodic financial management reports, budget preparation and analysis, etc). Responsible for the hospital management information systems (MIS) to include acquisition, installation, and training requirements. Responsible for hospital personnel functions related to recruitment, hiring and discharge, time keeping and bargaining unit contract monitoring.

**NURSING SERVICES**

Responsible for providing the highest level of patient care services for the emergency room, medical acute and long-term care patients and residents admitted to the hospital. Insure compliance with standards of patient care dictated by various federal and state regulations and licensure and certification agencies. Order and maintain adequate levels of medical supplies, compressed gases and pharmaceuticals essential to meet patient care needs to include the operation of central supply and medical supply storeroom. Insure all nursing staff personnel receive appropriate training in new patient care procedures that will enhance the delivery of nursing care and continually monitor and evaluate proficiency of nursing staff. Responsible for the scheduling of adequate nursing staff to meet patient care needs on all shifts. Assist in the development of department's budget, its implementation and monitoring.

**HEALTH INFORMATION**

Responsible for the establishment and maintenance of medical records on all patients/residents admitted to the hospital for patient care services. Meet medical record standards in the maintenance of all medical records to include (but not limited to) assignment of medical record numbers, coding all diagnosis of emergency room, medical acute and long-term care admissions, establishment of a medical record file, review medical records for completeness, etc. Provide medical information to authorized individuals and agencies outside the hospital. Responsible for periodic review and evaluation of medical record files to include purging of old records in accordance with established standards.

## **IMAGING**

Provide 24 hours/7 days a week clinical radiology support for the emergency room and inpatient care requirements of the hospital. Provide outpatient radiology support to community physician clinics. Performs EKG procedures for emergency, inpatient and outpatients. Responsible for the purchasing and maintenance of all supplies required to perform assigned functions. Assist in the development, execution and monitoring of the department's budget. Collects data for tracking, trending and presentation to support the Risk Management function.

## **BUILDING MAINTENANCE**

Responsible for providing or arranging for the provision of maintenance and repair of all mechanical and operational systems (with the exception of bio-medical) throughout the hospital to include sewage treatment plant to insure uninterrupted utility services throughout the hospital facility. Responsible to perform periodic checks of hospital electrical, plumbing, air-conditioning, and auxiliary power system to insure a safe and secure environment for the welfare of patients and staff. Responsible for the vehicle operations and maintenance to include cleaning, fueling, registering and periodic maintenance as required. Responsible for the disposal of bulk trash and infectious waste to include the periodic operation of hospital incinerator. Designated Fire/Safety Officer for the hospital and will be responsible for the monitoring of alarm systems, identification and resolution of safety hazards.

## **DIETARY**

Responsible for the provision of nutritional items to meet patient care needs (i.e., meals, supplemental food items, snacks, special diets, etc.). Develop and maintain a master menu with the assistance of the Dietitian consultant. Insure federal and state dietary and nutritional and sanitary standards are maintained in the dietary operations. Responsible for the identification, purchasing, maintenance and distribution of food items and food service products. Responsible for the periodic training of dietary staff on new cooking and cleaning techniques as they apply to dietary service. Responsible for the establishment and monitoring of an employees' food service program to include snacks and specialty items. Assist in the development of department budget and monitor to insure cost effective operations.

## **HOUSEKEEPING/LAUNDRY**

Responsible for the daily cleaning of the hospital with particular attention to patient care areas (i.e., walls, floors, bathroom fixtures, patient beds, bureaus, bedside tables, clothes cabinets and shelves). Use approved hospital cleaning techniques and approved cleaning compounds and solutions in performance of daily cleaning tasks to insure a sanitary and infection free environment. Responsible for the collection and disposal of all trash and wastes throughout hospital (with the exception of Dietary Department) by using appropriate colored disposal containers and insuring all solid containers are cleaned and disinfected. Responsible to attend periodic and mandatory inservices.

Laundry is responsible for the provision of laundry service for hospital linen and personal laundry of LTC residents. Insure the appropriate cleaning compounds or solutions are used in accordance with established manufacturer's guidelines. Responsible to insure laundry area is cleaned at the end of each laundry day. Responsible for the minor repair of torn linen items. Responsible for the purchasing, labeling and replacement of unserviceable linen items.

STATE OF HAWAII  
HAWAII HEALTH SYSTEMS CORPORATION  
KAUAI VETERANS MEMORIAL HOSPITAL

FUNCTIONAL STATEMENT

ADMINISTRATION

Directs all functions of the hospital in keeping with overall policies established by the governing board and corporation, in order that the objectives of services to sick, advancement of knowledge, and overall contribution to community welfare may be achieved most effectively, economically, and to the satisfaction of patients, employees and medical staff.

MEDICAL STAFF

Provides medical care, treatment, rehabilitation, and initiates admissions, discharges and transfers of patients. Responsible for patient-care plans, evaluations, and medical audits; responsible for medical staff by-laws, medical regulations, and medical policies.

LABORATORY

Performs laboratory tests necessary for diagnosis and treatment of hospital patients, and engage in research essential to medical advancement.

HEALTH INFORMATION MANAGEMENT

Establishes and maintains medical records on all patients treated at the hospital. Collects and reports vital statistical data which are used in determining costs and insured maximum utilization of the hospital services. Provides records management which involves the ICSD system of identification and filing, classification and coding of diseases, preparation of birth certificate documents, and controls on release of medical records for continued patient care; insurance payments and legal court proceedings.

PHYSICAL THERAPY

Provides treatment by massage, therapeutic exercise, hydrotherapy, electrotherapy or other methods as prescribed by the physician to inpatients, outpatients and Home Health Care Services.

PHARMACY

Supplies all prescriptions and manufacturers stock drugs and solutions to both inpatient and outpatient services.

ANESTHESIOLOGY

Provides preoperative and postoperative care of patients and the administering of anesthesia.

RESPIRATORY THERAPY

Provides the full range of respiratory therapy services to patients with respiratory disorders.



## QUALITY ASSURANCE/RISK MANAGEMENT

Administers the quality assurance, risk management, utilization review, and infection control programs. Monitors and evaluates the quality and appropriateness of patient care and initiates improvements to the care. Identifies, evaluates, and addresses potential and actual risks to patients and staff. Ensures effective and efficient utilization of hospital facilities and services through admission and continues stay reviews. Conducts the program of surveillance, prevention and control of diseases within the hospital environment.

## RADIOLOGY

Provides adjunct diagnostic and therapeutic radiology service as required in examination, care, and treatment of hospital patients.

## OCCUPATIONAL THERAPY

Provides medically prescribed activities to restore the patient's physical and psychosocial function to a maximum competent level.

## SOCIAL SERVICES

Provides social services to patients and families; makes home visits; participates in referral, transfer and discharge conferences; prepares necessary transfer the discharge documents; makes financial studies (means test) to determine ability to pay. Processes necessary documents to determine eligibility for admission into the Intermediate Care Facility; and maintains liaison with the Department of Human Services, and other governmental agencies.

## HUMAN RESOURCES

Provides the full range of clerical and professional personnel work for the hospital, including, but not limited to maintaining personnel records; preparing classification documents, handling workers' compensation and labor relations issues; and managing recruitment.

## FISCAL SERVICES

Provides a variety of managerial and fiscal services which include:

Accounting: Provides a variety of fiscal services including bookkeeping, billing and collections, budgetary control, purchasing and inventory, and informs administration of financial condition.

Admitting/Switchboard: Admits patients, prepares necessary release forms for patient treatment, and operates the hospital telephone switchboard.

Purchasing/Central Supply: Provides the hospital with medical and office supplies; therapeutic equipment and office equipment.

## DATA PROCESSING

Provides for integrated, computer-assisted recording, classifying, summarizing, transmitting, storing, and retrieving of clinical and management information.

## NURSING SERVICES

Provides nursing care to a variety of patients including medical, surgical, pediatric, psychiatric, obstetrical, cardiac care, intensive care, and long term care. Functions in close relationship with other services administratively and professionally.

Coordinates all patient care needs from admission to discharge. Coordinates the relationship of nursing service with other units. Provides managerial assistance to nursing units via supervisors. Conducts on-going training of employees including orientation and in-service education. Evaluates patient care and plans for current and future needs.

Establishes a plan of administrative authority with definite delineation of responsibilities and duties for each category of nursing personnel relating not only to patient care, but also to the educational responsibilities of the Nursing services.

## OPERATING ROOM, RECOVERY ROOM

**Operating Room:** Provides Nursing Services for all surgical procedures. Provides sterile and sanitary environment for the performance of surgical operations. Provides proper control so that preoperative requisites of the hospital and Medical Staff are properly carried out. Ensures that necessary equipment, instruments and drugs are available to the surgeon.

**Recovery Room:** Provides immediate postoperative nursing care for all surgical patients.

## MEDICAL, SURGICAL, PEDIATRICS:

Provides nursing care services to medical and surgical patients in accordance with the physicians' instructions. The Pediatric Unit provides nursing care for children under 14 years of age.

**OBSTETRICS:** Provides all phases of nursing care involving prenatal care, disorders of pregnancy, complications of pregnancy, labor, delivery, care of the newborn and the mother; and care for surgical gynecology patients.

**INTENSIVE CARE/CORONARY CARE UNIT:** Provide services for patients requiring primarily surgical patients or patients with serious cardiac conditions requiring the specialized services of the Coronary Care Unit.

**EMERGENCY ROOM:** Provides nursing and first aid to patients brought in on emergencies; assists the physician in the examination and treatment of patients; prepares and maintains records of all emergency cases; and arranges admittance to the hospital for those who need it. Provides for preoperative and postoperative patients for outpatient surgery.

**NURSING FACILITY:** Provides nursing services to patients requiring a lesser level of nursing care than provided in the acute care unit. Generally patients require long term care when there is a need for palliative treatment and comfort measures.

## DIETARY

Provides healthful and attractive food to the patients and employees of the hospital. Consults with attending physicians concerning the dietary needs of the patients. Teaches patients with special diet problems. Visits patients at the hospital to be sure they are getting adequate nourishment.

### MAINTENANCE

Provides services of light, heat, repair, and maintenance necessary for care of the hospital facilities, clinics and the Kawaiola Medical Office Building, and to create a pleasant and comfortable physical environment for patients, employees, medical staff, and general public.

### ENVIRONMENTAL SERVICES

Maintains hospital in a clean, healthful, and sanitary condition in order to provide an environment important to the welfare and care of patients. Maintains clean linen, patient wear, and other launderable items for the hospital.

STATE OF HAWAII  
HAWAII HEALTH SYSTEMS CORPORATION  
SAMUEL MAHELONA MEMORIAL HOSPITAL

FUNCTIONAL STATEMENT

ADMINISTRATION

Directs, coordinates, and controls the operations of the hospital in the care and treatment of chronically ill, tuberculosis, and psychiatric patients. Functions include medico-administrative control and relations; administering hospital policies and procedures, standing orders, personnel policies, business office policies; program planning and development; operating and capital budget preparation; public regulations; implementation of contracts and/or agreements; ensuring hospital accreditation standards and fire, safety, and emergency services; statistical, research, and evaluation reports preparation; producing annual reports; implementing collective bargaining agreements; admissions and communications and mail services.

SECRETARIAL SERVICE

Provides secretarial services to the Hospital Administrator and other sections in the hospital

CLERICAL AND ADMISSION SERVICES

Provides stenographic, clerical, and admission services; and compiles and prepares statistical reports on admissions, discharges, lengths of stay, and patient classification.

PERSONNEL

Administers the Hospital's personnel program, including personnel management, State personnel rules and regulations, collective bargaining contracts, and maintenance of personnel records and transactions.

FISCAL SERVICES

Performs the hospital's accounting, payroll, billing, and collection activities.

ACCOUNTING, BILLING, AND COLLECTION: Provides general accounting services; cost accounting; statistical analysis, revenue accounting and analysis; budget control; billing and collection; payroll and claim processing services; Medicare and Medicaid cost reports; maintains departmental record files and other business records.

PURCHASING, CLAIMS, AND PROPERTY CONTROL: Purchases all supplies and equipment; maintains drug and supplies inventories; prepares annual equipment inventories; and property control.

MEDICAL SERVICES

Provides medical care, treatment, rehabilitation, and initiates admissions, discharges and transfers of patients. Prepares patient-care plans, evaluations, and medical audits; issues clinical, pharmacy, and other therapy prescriptions; performs annual physical examinations; reads chest x-rays; provides consultations and/or referrals; provides emergency, out-patient, and chest clinic services; organizes utilization review and level-of-care committees; administers medical staff by-laws, medical regulations, and medical policies; and provides in-service education and staff development.

Also provides medical records services, reviews medical record forms, and maintains the medical library.

STATE OF HAWAII  
HAWAII HEALTH SYSTEMS CORPORATION  
SAMUEL MAHELONA MEMORIAL HOSPITAL

FUNCTIONAL STATEMENT

RISK MANAGEMENT/QUALITY ASSURANCE

Provides risk management, quality assurance, utilization review, and infection control for the hospital.

NURSING SERVICES

Provides and evaluates nursing services for patients and their families in support of medical care and pursuant to the objectives and policies of the hospital. Provides continuing education for nursing personnel and makes staffing studies. Maintains supplies and equipment for patient care areas. Provides clerical support within the Nursing Services and Risk Management/Quality Assurance Sections.

ASSISTANT DIRECTOR OF NURSING

Assists the Director of Nursing with the provision of optimal care for patients. Coordinates hospital-wide in-service training and staff development.

PSYCHIATRIC: Provides patient care for acute psychiatric patients.

ACUTE, SNF, ICF: Directs and provides patient care to acute (tuberculosis), skilled nursing, and intermediate-care patients, including mental retardation patients; prepares and implements nursing care plans, and evaluates effectiveness; performs pharmacy and clinic activities and maintains adequate supplies for patient care. Participates in the utilization reviews and level-of-care committee activities.

HOSPICE: Provides quality hospice services to terminally ill patients and their families.

CENTRAL SUPPLY: Maintains and issues supplies, sterilizes and prepares solution and treatment trays.

LABORATORY

Provides clinical laboratory services, inclusive of and not limited to bacteriology, serology, hematology, blood chemistry and transfusion, and pulmonary functions; maintains clinical, patient, and prescription records; and prepares statistical reports.

PHARMACY

Compounds and dispenses (properly labeled) drugs and chemicals; maintains drug formulary; controls and provides proper storage for narcotics, alcohol, and other controlled drugs, chemicals and biologicals; provides staff education and development; and submits budgetary requirements.

RADIOLOGY AND EKG

Provides radiographic, fluoroscopic, and electrocardiographic diagnostic services; maintains clinical records; files prescription records; and prepares and submits statistical reports.

STATE OF HAWAII  
HAWAII HEALTH SYSTEMS CORPORATION  
SAMUEL MAHELONA MEMORIAL HOSPITAL

FUNCTIONAL STATEMENT

OCCUPATIONAL THERAPY

Provides evaluation, treatment, and/or prosthesis to improve, maintain, or restore the capabilities of the injured, disabled, or emotionally disturbed patients. Provides activities such as group therapy, recreation, library services, industrial therapy, arts and crafts, activities of daily living, massage and gait training, and muscle re-education. Maintains treatment records and provides staff education and development.

PHYSICAL THERAPY

Provides full range of physical therapy evaluations and treatment as medically prescribed to in-patients. Assists nursing staff in providing coordinated comprehensive rehabilitative care programs. Maintains treatment records and provides staff education and development.

RECREATIONAL THERAPY

Provides, as part of Mahelona's multi-disciplinary team, an appropriate therapeutic recreation program to maintain the physical and mental health of patients and to assist patients with achieving their physical and mental rehabilitation goals.

SOCIAL SERVICES

Provides social services to patients and families; makes home visits; participates in referral, transfer, and discharge conference; prepares necessary transfer and discharge documents; makes financial studies (means tests) to determine ability to pay; processes the necessary documents to determine eligibility for admission into the Intermediate Care Facility; and maintains liaison with the Department of Human Services and other governmental agencies.

DIETARY

Prepares and serves meals to patients, inclusive of special diets; prepares meals for and operates staff dining room; provides dish washing and cleaning services; maintaining sanitation and infection control in the dietary department; maintaining food storage and control; maintains dietary records; provides staff development and education; maintains diet manual; and submits budgetary requirement for unit.

HOUSEKEEPING

Provides housekeeping services throughout the hospital and personnel quarters. Maintaining the hospital in a sanitary condition; cleans infectious and contaminated areas; provides pest control; picks up contaminated and other materials for disposal; and issues linen and office supplies.

LAUNDRY

Provides centralized hospital laundry for the two Kauai Hospitals. Collects soiled linen from a central pickup point at Mahelona Hospital; provides pickup laundry service for Kauai Veterans Memorial Hospital; sorts and washes all soiled laundry; processes and weighs the finished clean laundry; prepares delivery slips and delivers processed laundry to the hospitals.

**HAWAII HEALTH SYSTEMS CORPORATION  
LEAHI HOSPITAL**

**FUNCTIONAL STATEMENT**

**ADMINISTRATION:** Directs, coordinates and administers, within the policies set forth by the Hawaii Health Systems Corporation, all activities of the hospital, including patient care, teaching, promotion of community health and research.

- Determines that care of patients is of the highest professional level, and meets with standards prescribed by accrediting agencies such as the American Medical Association and the Joint Commission on Accreditation of Hospitals.
- Responsible for the overall management, budget, and finance, personnel, purchase and supply, building and grounds maintenance, housekeeping, and integrates these services with clinical phases of patient care.
- Has direct responsibility for the organization and administration of the medical and nursing staff in accordance with the bylaws, rules and regulations governing the hospital.
- Cooperates with other health, hospital, and social agencies to increase hospital services to the community and to maintain effective relationships with these and other community agencies.
- Responsible for managing the collection, analysis and evaluation of statistical information for the hospital.

**EDUCATION SERVICES:** Provides and coordinates all training for hospital staff. Ensures all hospital staff meets and maintains competency requirements. Provides awareness of the facility services to the community.

**OFFICE SERVICES:** Provides secretarial, clerical, notarial, messenger, mail, reception and switchboard services. Receives payment of patient bills after normal working hours.

**PERSONNEL OFFICE:** Acts as liaison between Leahi Hospital, Maluhia and the Hawaii Health Systems Corporation Personnel Office.

- Provides personnel administration services, labor relations, employee management relations, employee development, position classification, pay administration, and recruitment and selection.
- Maintains personnel records of all employees.
- Prepares monthly employee count listing vacancies and total number of employees. Compiles data for various questionnaires and reports.
- Provides personnel services and information to supervisors, employees, and the general public. Interprets State of Hawaii personnel rules and regulations.

**MEDICAL STAFF:** Directly responsible for the professional care of the patient, for clinical research, and for educational contributions to the medical and allied professions.

- Provides patients with the best possible quality of care.
- Conducts professional activities according to the by-laws, rules and regulations of the medical staff.
- Promotes and maintains high quality care through the analysis, review and evaluation of the clinical practice that exists within hospital.

**HAWAII HEALTH SYSTEMS CORPORATION  
LEAHI HOSPITAL**

**FUNCTIONAL STATEMENT**

- Provides a continuing program of professional education.

**ADMITTING OFFICE:** Processes admissions to the facility to ensure the medical necessity and appropriateness of the person. Coordinates the admission of a new resident with the various sections in the facility.

**MEDICAL RECORDS OFFICE:** Acts as staff for the Hospital Administrator in supervising and implementing the keeping of patient medical records, medical statistical data, and fulfilling the requirements of Title 18 (Medicare) and Title 19 (Medicaid).

- Ensures the completeness and accuracy of the patient medical records according to the standards of the Joint Commission on Accreditation of Hospitals.
- Prepares the annual medical statistics and other material regarding patient care for the Hospital Administrator.
- Assists the Administration and medical staff in fulfilling the medical requirements of Title 18 (Medicare) and Title 19 (Medicaid).
- Works closely with nursing service, social service and rehabilitation service to provide the necessary information regarding patients required by the above professional staffs.
- Maintains close relationship with the medical record departments of the community hospitals to facilitate the transfer of patient records.

**PATIENT CARE SERVICES:** Plans and provides for direct patient care involving Occupational Therapy, Physical Therapy, Social Service, Rehabilitation, Outpatient Service, and maintains effective working relationships of the patient care sections with the medical staff, administrative staff, other services of the hospital, and agencies affiliated with Leahi Hospital.

**OUTPATIENT SERVICE:** Provides medical and surgical follow-up care and treatment to all tuberculosis patients discharged from the hospital, referred by private physicians and the U.S. Public Health Service.

- Arranges for periodic visits by the outpatients for x-rays, laboratory examinations, and physical consultations.
- Supervises patients on long-term anti-tuberculosis chemotherapy.
- Coordinates the follow-up of patients and family contracts with the Tuberculosis Control Branch, Department of Health.
- On referral from the U.S. Public Health Services, evaluates and screens all immigrants with possible tuberculosis and routes them to the proper areas for observation treatment.
- Examines and treats hospital employees as necessary.
- Schedules and plans all the specialty clinics and assists the respective consultants.
- Assists the University of Hawaii Medical School Physicians in special studies and research programs.



**HAWAII HEALTH SYSTEMS CORPORATION  
LEAHI HOSPITAL**

**FUNCTIONAL STATEMENT**

**PHYSICAL THERAPY:** Provides comprehensive evaluation and treatment services to the patients who require such services.

- Assists the nursing staff in providing a coordinated and comprehensive rehabilitation care program.
- Assists in in-service training program.
- Cooperates in student training programs with the School of Nursing, University of Hawaii, the licensed practical nurse program, Kapiolani Community College.

**REHABILITATION:** Brings the patient to an optimum adjustment in terms of his present condition and vocational potentials.

- Provides inpatient services involving rehabilitation counseling, vocational testing and guidance, education and training, industrial therapy (incentive therapy), which is a compensated in-hospital work program, work therapy, and selective placement.
- Works with other community agencies such as the Division Vocational Rehabilitation, Lanakila Crafts, Salvation Army, and private industry in the areas of prevocational training, work evaluation and work adjustments.
- Participates in continuing education and training of patients with the Department of Education.
- Aids discharge patients to ensure suitable employment by referrals to the State Employment Service and employer contracts.

**SOCIAL SERVICE:** Aids patients and their families with personal and social problems which result from illness or which interfere with patient recovery.

- Involved in patient planning to assist the patient and his/her family with non-medical needs such as psychosocial, economic, and legal problems that result from disability, illness, and/or hospitalization. Assists patients through direct contact with patient and the family, contracts, with community resources and follow up action.
- As an integral part of the medical care interdisciplinary team, helps to stimulate and implement patient care policies.
- Participates in relevant community efforts to improve living conditions and to develop adequate resources to meet the health needs of current and prospective patients.
- Participates in the training of graduate social work students who are placed at Leahi for field training.

**OCCUPATIONAL THERAPY:** Treats and trains patients with physical disabilities and/or psychosocial dysfunctions.

- Provides comprehensive and diversified multiple occupational and recreational programs.
- Works in collaboration with the physicians, nurses, physical therapists, social workers, and rehabilitation counselors who comprise the treatment team.
- Provides training for professional staff and paramedical staff.

HAWAII HEALTH SYSTEMS CORPORATION  
LEAHI HOSPITAL

FUNCTIONAL STATEMENT

- Affiliates with other universities in the training of occupational therapy students.

**ADULT DAY HEALTH CARE PROGRAM:** Provides an organized day program on an out-patient basis for clients to receive therapeutic, social and health services including the following: nursing services, personal care, dietary services, social services, occupational therapy, physical therapy, and recreational therapy.

**DENTAL SERVICES:** Serves the dental needs of the inpatients of the hospital and acts as a teaching facility for the dental hygiene students from the University of Hawaii.

**NURSING SERVICES:** Provides and evaluates nursing services for patients and their families in support of medical care and pursuant to the objectives and policies of the hospital.

- Maintains standards for nursing care of patients and related nursing services.
- Coordinates nursing services with all other sections and services of the hospital.
- Develops and maintains an effective system of clinical and administrative nursing records and reports.
- Estimates the need for facilities, supplies, and equipment.
- Initiates, utilizes and participates in studies and research projects designed to improve patient care and other administrative and hospital services.
- Provides continuing education for all nursing personnel.

**SKILLED NURSING FACILITY:** Provides nursing services to residents who require at least one full-time registered nurse twenty-four hours per day, seven days a week.

**QUALITY ASSURANCE:** Coordinates a comprehensive program to monitor, evaluate and improve the quality and appropriateness of resident care provided by the hospital. Reviews and develops policies and procedures relating to nursing services and resident care.

**TUBERCULOSIS FACILITY:** Provides nursing care to residents with or suspected of having tuberculosis. Patients are generally admitted on referral from the Department of Health's Tuberculosis Branch, private physicians, or other facilities in the state.

**INTERMEDIATE CARE FACILITY:** Provides nursing services to residents who require at least one full-time registered nurse on a day shift and at least one licensed nurse whenever medications are administered.

**INTENSIVE TRAINING CENTER:** Provides intensive training in self-help skills, social behavior and language development in order to assist mentally retarded children in adapting to living at home; provide relief for parents or guardians in case of a crisis or emotional problems to stabilize the family unit; and, to provide observation and evaluation when such procedures are difficult to do on an outpatient basis.

HAWAII HEALTH SYSTEMS CORPORATION  
LEAHI HOSPITAL

**FUNCTIONAL STATEMENT**

**FISCAL AFFAIRS AND SUPPORTING SERVICES:** Administers and supervises all fiscal and budgetary activities and personnel policies in accordance with all Federal, State and Health Department regulations.

**FISCAL SERVICES:** Responsible for overall fiscal policies, planning, and executing through administrative review a coordinated program of all fiscal activities.

- Prepares the biannual budget under the direction of the Hospital Administrator.
- Maintains bookkeeping ledgers and other accounting systems as required by law, rules and regulations, for the control of cash, payment of bills, billing and collection of hospital patient revenue, Medicare, and Medicaid cost finding and reimbursable cost statements, reconciliation of accounts with the Hawaii Health Systems Corporation accounting system.

**RADIOLOGY:** Provides all routine and special x-ray services to the hospital, in-patients, outpatients, and personnel.

- Provides all routine and special x-ray services to the hospital, in-patients, outpatients and personnel.
- Requisitions supplies and equipment and checks same when received.
- Maintains records of work done and prepares reports periodically.

**PHARMACY:** Provides pharmaceutical services as an integral part of patient care.

- Purchases, stores, and preserves drugs.
- Prepares all requisitions for purchase of drugs, and checks such requisitions against drugs received.
- Maintains special records, labeling and security procedures for drugs listed by the Federal Bureau of Narcotics and Dangerous Drugs, and tax-free alcohol.
- Dispenses drugs to hospital in-patients.
- Alerts physicians as to synergistic, antagonistic, and cumulative effects of ordered drugs.
- Keeps a Patient Drug Profile file.
- Maintains a drug information center. Has a library of references and information on old, new, and clinical trial drugs.
- Meets performance and service criteria and any other standard terms and conditions established by Medicare Part D plans.

**LABORATORY:**

- Performs various laboratory tests to aid in the diagnosis and treatment of patients. Special emphasis is placed on the field of tuberculosis.

**HAWAII HEALTH SYSTEMS CORPORATION  
LEAHI HOSPITAL**

**FUNCTIONAL STATEMENT**

- Cooperates with the University of Hawaii Medical Technology Division and the Kapiolani Community College in teaching programs.
- Participates in proficiency testing of the College of American Pathologists.
- Participates in the serology proficiency testing for syphilis conducted by the State Department of Health.

**LIBRARIES:**

Medical Library: Acquires, organizes, and maintains a quality collection of library materials.

- Provides for the medical information needs of the professional and paraprofessional staff of Leahi Hospital.
- Provides educational materials and service for continuing education and in-service programs.
- Provides services to the School of Medicine, School of Public Health, School of Social Work, School of Nursing, and other faculty and students.
- Provides service to the Diamond Head Mental Health Center; National Institute of Allergy and Diseases, Pacific Research Section; and Community Project of Pesticides.

Patient's Library: Provides library service to the patients.

**DIETARY:** Responsible for quality food production, service, and staff education. Aids in optimum care of patients by providing nutritious, appetizing, well-balanced meals. Prepares and serves meals in the staff dining room.

- Requisitions according to specifications all groceries, meats, fresh produce, bakery items, and milk. Checks all deliveries against invoices and requisitions.
- Maintains perpetual inventory of meats and other perishables.
- Maintains perpetual inventory of Federal commodities.
- Plans menus to meet nutritional needs in the most economical fashion. Ethnic food preferences are given consideration.
- Prepares special diets as ordered by physicians.
- Maintains records of overtime, fringe benefits, sick leaves, etc., are maintained for transmittal to the Personnel Office.
- Keeps cost data of meals.
- Serves as a laboratory-classroom for East-West Center students and food and nutrition majors at the University of Hawaii.

**SUPPORTING SERVICES:**

Custodial: Maintains a safe, clean, attractive environment for the patient and employee.

- Keeps the physical plant clean, safe, and orderly.

**HAWAII HEALTH SYSTEMS CORPORATION  
LEAHI HOSPITAL**

**FUNCTIONAL STATEMENT**

- Works closely with the Infection Control Committee, nursing, dietary, laundry, and maintenance services to ensure a proper sanitary environment.
- Purchases and maintains furnishings.
- Provides clean linen to Leahi Hospital.
- Provides adequate supply of linen and patient-wear.
- Mends and repairs linen.
- Delivers and picks up linen.
- Maintains inventory and recommends purchasing of replacement.
- Cleans, cares, and maintains landscape grounds and adjacent areas around the hospital.
- Transports materials, equipment, and supplies to and from the hospital and provides routine messenger services.

**PLANT OPERATION AND MAINTENANCE:** Provides continued and safe operation of all utility services.

Maintains safe operation of the physical plant and all of the equipment, fixed and portable.

Inspects buildings, equipment, and grounds to determine maintenance and repairs needed; and maintains perpetual job schedules that provide preventive maintenance for all fixed structures and equipment.

**PURCHASING:** Responsible for receiving, assuring availability of, and issuing of supplies, equipment and food in quantity and quality consistent with hospital standards of patient care. Consults with and advises section on matters pertaining to purchasing. Maintains a perpetual inventory system to report charges and keep proper stock levels.

- Checks and approves requisitions and confers with sections regarding quantity, specifications, and delivery requirements.
- Solicits bids, selects vendor, and approves purchase orders, recommends awards involving formal contracts.
- Ensures that all purchases comply with State and Department of Health policies and procedures.
- Interviews vendors and their representatives.
- Evaluates new products.
- Handles adjustments with vendors involving improper shipment, and damages and transactions not conforming to requisitions or purchase order.
- Maintains files of catalogs, price lists, etc., to be available to all sections.
- Administers and maintains equipment and furnishings inventory.
- Receives and checks supplies and equipment from vendors.

HAWAII HEALTH SYSTEMS CORPORATION  
LEAHI HOSPITAL

FUNCTIONAL STATEMENT

- Checks requisitions, files orders, and schedules for delivery to sections.
- Posts requisitions and invoices to inventory card, prices, totals, and allocates charges to proper section or account.
- Prepares requisitions and requirement reports for reordering.
- Prepares purchase order receiving reports and requisitions for payment.

STATE OF HAWAII  
HAWAII HEALTH SYSTEMS CORPORATION  
MALUHIA

FUNCTIONAL STATEMENT

ADMINISTRATION

Plans, organizes, leads, controls the operations of the nursing home facility and assures that the care and treatment of the residents meet the appropriate standards; adheres to and enforces all applicable laws and regulations relating to the public health and welfare; formulates long-range plans and objectives, and sets up policies, rules and procedures necessary for the operation of the facility.

SECRETARIAL SERVICES

Provides secretarial and general clerical services to the Hospital Administrator and other units in the facility.

PERSONNEL OFFICE

Provides personnel management services. Assists in conducting personnel interviews; prepares and maintains personnel records; provides information and research studies for collective bargaining contracts; assists in interpreting the provisions of contracts, Civil Service rules and regulations, facility personnel policies, personnel counseling on retirements, leaves, industrial accidents, etc.

FISCAL SERVICES

Provides fiscal and management support services in controlling, verifying and regulating the financial activities of the facility. Assists in the preparation and presentation of the program plans, operating and capital improvement budgets; develops and maintains cash, accrual, revenue and cost accounting systems to meet the requirements of the State and Federal governments and medical assistance programs; manages cash; develops and implements internal control; prepares regular and special reports, including cost analysis and rate studies, and rate review analyses for compliance with Price Commission Regulations; prepares payroll; manages purchasing, storekeeping and record-keeping of inventory.

MEDICAL STAFF

Provides direct medical care as well as coordinating, directing, controlling and reviewing the treatment, social and rehabilitative activities and all other medical care modalities provided for the residents, develops and implements policies and guidelines relating to medical-administration, which assures a high level of medical care for the residents.

ADULT DAY HEALTH SERVICES

The Adult Day Health Center is a program to which SNF/ICF levels of care patients come in to spend a day in receiving medically necessary nursing care procedures and treatments, rehabilitative and therapeutic activities, remedial training in activities of daily living, and patient education on wellness and/or coping with chronic illness.

In addition, the Day Hospital:

- is open to SNF/ICF clients with support resources at home;
- supplements care received by clients at home in a day setting at Maluhia;

STATE OF HAWAII  
HAWAII HEALTH SYSTEMS CORPORATION  
MALUHIA

FUNCTIONAL STATEMENT

- provides licensed nursing care and treatments, remedial and rehabilitative services; including social, recreational and diversional activities;
- provides meals;
- provides health education to clients, relatives, and concerned elderly on how to cope with chronic illness, the aging process, nutrition and wellness in general.

NURSING SERVICES

Provides and evaluates nursing services for patients and their families in support of medical care and pursuant to the objectives and policies of the facility.

- Maintains standards for nursing care of patients and related nursing services.
- Coordinates nursing services with all other sections and services of the facility.
- Develops and maintains an effective system of clinical and administrative nursing records and reports.
- Estimates the need for facilities, supplies, and equipment.
- Initiates, utilizes and participates in studies and research projects designed to improve patient care and other administrative and facility services.
- Provides continuing education for all nursing personnel.

PHARMACY

Compounds and dispenses drugs, medicines and chemicals according to prescriptions of physicians; purchases, stores, preserves, and maintains records of drugs and pharmaceuticals.

OCCUPATIONAL THERAPY

Performs, advises on and/or supervises professional work in occupational therapy by evaluating and administering medically referred and/or prescribed services to patients.

PHYSICAL THERAPY

Performs, advises on and/or supervises professional work in physical therapy by evaluating and administering medically referred and/or prescribed services to residents.

LABORATORY

Provides laboratory services including blood chemistry, hematology, blood sampling, etc.; administers electrocardiogram; provides x-ray service, including developing of negatives.



STATE OF HAWAII  
HAWAII HEALTH SYSTEMS CORPORATION  
MALUHIA

FUNCTIONAL STATEMENT

SOCIAL SERVICES

Provides social casework services; investigates and determines eligibility of residents for Medicaid, Medicare, or other financial aid to cover medical service charges; maintains liaison with State Department of Human Services; develops resources for resident services.

MEDICAL RECORDS

Maintains confidential medical records on each resident admitted for care in the facility.

DIETARY SERVICE

Prepares and serves meals to residents, operates staff dining room, prepares food budget, prepares menu, receives and stores food commodities, and maintains kitchen.

OPERATIONS AND MAINTENANCE

Maintains, repairs and renovates buildings and grounds of the facility; repairs and provides for repair of facility equipment; and operates the boiler.

LAUNDRY/LINEN SERVICE

Provides laundry service; sorts, counts, and weighs soiled items before sending them to contract laundry; receives, counts and distributes clean laundry returned from contract laundry. Mends torn materials and salvages materials beyond mending for other purposes.

HOUSEKEEPING SERVICE

Provides housekeeping services throughout the facility; maintains building in sanitary condition; provides pest control services; provides pick-up and drayage services as required.