


DAVID Y. IGE
GOVERNOR OF HAWAII



STATE OF HAWAII
DEPARTMENT OF LAND AND NATURAL RESOURCES

POST OFFICE BOX 621
HONOLULU, HAWAII 96809

January 6, 2015

CARTY S. CHANG
INTERIM CHAIRPERSON
BOARD OF LAND AND NATURAL RESOURCES
COMMISSION ON WATER RESOURCE MANAGEMENT

FIRST DEPUTY

WILLIAM M. TAM
INTERIM DEPUTY DIRECTOR - WATER

AQUATIC RESOURCES
BOATING AND OCEAN RECREATION
BUREAU OF CONVEYANCES
COMMISSION ON WATER RESOURCE MANAGEMENT
CONSERVATION AND COASTAL LANDS
CONSERVATION AND RESOURCES ENFORCEMENT
ENGINEERING
FORESTRY AND WILDLIFE
HISTORIC PRESERVATION
KAHOOLAWE ISLAND RESERVE COMMISSION
LAND
STATE PARKS

Honorable Sylvia Luke, Chair
House Committee on Finance
State Capitol Bldg., Rm. 306
Honolulu, HI 96813

Dear Representative Luke:

In response to your memorandum of December 5, 2014, attached is the budget briefing testimony for the Department of Land and Natural Resources.

Please direct any inquiries to the respective division administrators or our Fiscal Management Officer, Ms. Juliet Kazanjian, at 587-0340.


Sincerely,

A handwritten signature in black ink, appearing to read "C. Chang", written over a circular stamp.

CARTY S. CHANG, Interim Chairperson
Board of Land and Natural Resources

Attach.

DAVID Y. IGE
GOVERNOR OF HAWAII



**STATE OF HAWAII
DEPARTMENT OF LAND AND NATURAL RESOURCES**

POST OFFICE BOX 621
HONOLULU, HAWAII 96809

January 6, 2015

CARTY S. CHANG
INTERIM CHAIRPERSON
BOARD OF LAND AND NATURAL RESOURCES
COMMISSION ON WATER RESOURCE MANAGEMENT

FIRST DEPUTY

WILLIAM M. TAM
INTERIM DEPUTY DIRECTOR - WATER

AQUATIC RESOURCES
BOATING AND OCEAN RECREATION
BUREAU OF CONVEYANCES
COMMISSION ON WATER RESOURCE MANAGEMENT
CONSERVATION AND COASTAL LANDS
CONSERVATION AND RESOURCES ENFORCEMENT
ENGINEERING
FORESTRY AND WILDLIFE
HISTORIC PRESERVATION
KAHOOLAWE ISLAND RESERVE COMMISSION
LAND
STATE PARKS

Honorable Jill Tokuda, Chair
Senate Committee on Ways and Means
State Capitol Bldg., Rm. 207
Honolulu, HI 96813

Dear Senator Tokuda:

In response to your memorandum of December 5, 2014, attached is the budget briefing testimony for the Department of Land and Natural Resources.

Please direct any inquiries to the respective division administrators or our Fiscal Management Officer, Ms. Juliet Kazanjian, at 587-0340.

Sincerely,

A handwritten signature in black ink, appearing to read "C. Chang", is written over the typed name.

CARTY S. CHANG, Interim Chairperson
Board of Land and Natural Resources

Attach.

**SENATE COMMITTEE ON WAYS AND MEANS
HOUSE COMMITTEE ON FINANCE
DEPARTMENT OF LAND AND NATURAL RESOURCES
EXECUTIVE BUDGET REQUEST FOR FISCAL BIENNIUM 2015-2017**

January 13, 2015

Mission Statement

The Department's mission is to enhance, protect, conserve, and manage Hawaii's unique and limited natural, cultural and historic resources held in public trust for current and future generations for the people of Hawaii and for visitors, in partnership with others in the public and private sectors; and to restore, protect, revitalize, and steward priority watersheds, ocean resources, and fresh water for the future.

The Department is responsible for managing or overseeing the following:

- 1.3 million acres of Hawaii's public lands;
- 3 million acres of state ocean waters (including all fisheries, coral reefs, small boat facilities, and ocean recreation);
- All fresh water resources (including more than 376 streams and habitat and all ground water);
- Historic and cultural sites;
- Forests and watersheds and endangered species;
- Public beaches, State parks;
- Regulation of dams and reservoirs;
- Rockfall mitigation (on public lands);
- Invasive species control
- Regulating 3 million acres of land in the Conservation District

The Department also works extensively and in partnership with multiple federal agencies, counties, and other state agencies to carry out its mission.

Impact of current economic and fiscal conditions

Hawaii's natural and cultural resources continue to be the State's most important physical asset and legacy. Hawaii's economy is driven by our visitor industry which depends on our ability to provide quality experiences, including beautiful sandy beaches, coral reefs abundant with life, clean ocean and freshwater streams, healthy green forests, scenic parks, trails and vistas, and meaningful and well protected historic and cultural sites.

The Department recognizes that in recent years there has been a push to reduce general fund support and shift funding to special and federal funds and increase revenue through fees. Although economic conditions have improved over the last few years and the Department has made significant strides to become more self-sufficient, not all departmental functions can be self-supporting and still must rely on general funding support. Budget reductions and lack of adequate funding for programs have had a

significant impact on Department staffing and operations, consequently impacting our ability to carry out our mission to enhance, protect and preserve our natural and cultural resources.

General funds are vital to support many of the Department's core functions such as law enforcement, regulatory oversight, fiscal and personnel management, permitting and providing recreational opportunities to the public. General fund support is also necessary to carry out those activities that cannot be paid by federal funds, or are not appropriate for special funds because of the statutory or program restrictions placed on those other sources.

Identify federal grants that may lose federal funds under the federal Budget Act Control Act Sequester. Indicate whether a significant loss is likely and discuss the impact and if general funds would be needed to replace the funding.

Federal sequestration budget cuts severely impacted: a) the Hawaiian Islands Humpback Whale National Marine Sanctuary (Sanctuary) and b) the Papahānaumokuākea Marine National Monument (Monument). The Sanctuary and Monument federal funded budgets were cut by nearly 70%. Without state general funds, these important programs would not function.

- Federal Award Title: Marine Sanctuary Program
Catalog of Federal Domestic Assistance (CFDA) Number: 11.429

Continued federal sequestration impacts to the Sanctuary and Monument may mean the State would lose coordinated and regular representation in the management of these important programs.

- Federal Award Title: Historic Preservation Fund Grant
CFDA Number: 15.904

The State Historic Preservation Division (SHPD) continues to acknowledge full responsibility for its activities and is working hard at demonstrating its capacity to carry out the Federally-mandated functions of a State Historic Preservation Office under the National Park Service (NPS), Corrective Action Plan (II). Furthermore, SHPD has worked toward meeting its obligations under the National Historic Preservation Act (NHPA) in order to avoid the loss of grant funds and the removal of Hawaii's approved program status that would negatively impact the economy of the State. Thus, the Division has made substantial progress in satisfying the requirements of the CAP II. All but two elements of the forty-two (42) requirements of the NPS CAPII have been submitted, accepted and approved by NPS. SHPD anticipates completing the remaining two elements on or about the end of the second quarter of FY 2015. Final release of 'high risk status depends on the submission of "clean" audit reports. Because of the timing of the completion of the Audit Reports, SHPD notes that final release is not likely to occur until the submission of the FY 2015 Single Audit Act report. This will allow NPS to release the division from the "high risk" status and supplant any federal fund reductions in FY 15, FY 16, and FY 17.

Although there is no general funded request in the Department's current budget to address this potential shortfall of federal funds, we believe these programs are critical and are working with the current administration which may consider addressing these potential shortfalls through a Governor's Message request.

Explain the process used to develop the agency's budget and prioritize requests for additional funds.

The Department recognizes that general funds are limited and there are many statewide priorities competing for these funds. Hence, our current budget request sought to minimize general funded requests and where possible, maximize the use of special and federal funds.

The Department further recognizes that if we are to effectively perform our core functions, many of the programs cannot be solely funded by federal or special funds and that general funds are necessary to ensure adequate resources are available. Therefore, the Department is working with the current administration and may consider a Governor's Message request that would request for additional general, special and federal fund support for key programs and functions.

Overall, the Department's current operating budget request for Fiscal Year (FY) 16 and FY 17 are summarized as follows:

FY 2016

\$75,000 in general funds

\$4.9 million in special funds

FY 2017

\$75,000 in general funds

\$4.2 million in special funds

Identify significant adjustments contained in the budget. Explain and quantify how significant budget requests for additional funds are expected to affect outcomes.

Land Division (LNR 101)

Reauthorize spending ceiling for Redesign/Upgrade of State Lands Information Management System (SLIMS) – The Land Division is requesting reauthorization for a spending ceiling increase for the State Lands Information Management System (SLIMS) Redesign/Upgrade. The Department requests that \$1 million of the \$1.3 million that was approved last year be reauthorized for spending in FY 2016. The total estimated funds for this project remain unchanged at \$1.3 million. There are adequate funds available for this request in the Special Land and Development Fund (§171-19, Hawaii Revised Statutes).

Bureau of Conveyances (LNR 111)

The Department requests the special fund ceiling be increased by \$475,000 to continue automating and improving electronic access to all functions in the Bureau of Conveyances. \$250, 000 will be used to continue digitizing the microfilmed archived images so consumers

may access digital documents. The balance will update equipment, systems and backup schemes.

Land Division (LNR 101)/ Bureau of Conveyances (LNR 111)/ Engineering Division (LNR 141, 810)/ Division of Aquatic Resources (LNR 153, 401, 805)/ Division of Forestry and Wildlife (LNR 172, 402, 407, 804)/Commission on Water Resource Management (LN04)/ Division of Conservation and Resources Enforcement (LNR 405)/ Division of Boating and Ocean Recreation (LNR 801)/ State Historic Preservation Division (LNR 802)/ Division of State Parks (LNR 806)/ Administration (LNR 906)

The Department requests non-general fund expenditure ceiling increases as a result of the new fringe benefit assessment rate of 52% for FY 16 and FY 17. The Department's non-general fund programs cannot adequately operate without the requested expenditure ceiling increases. The new fringe benefit assessment rate is primarily due to the projected costs for prefunding of other post-employment benefits.

Division of Aquatic Resources (LNR 153, 401, 805):

The Division proposes reorganization to formalize and update its functional statements and branch/section titles. The reorganization will not require additional funding and positions, but new civil service classifications will be submitted to replace our current program manager classifications (positions are currently vacant). In addition, the reorganization will involve a number of staff transfers between branches and creation of new sections to maximize utilization of personnel and staff productivity.

Administration (LNR 906):

The Department requests general funds in the amount of \$75,000 in FY 16 and FY 17 to establish a permanent State Sustainability Coordinator Position. The purpose of this position is to coordinate interagency and partnership initiatives in support of the goals and principles outlined in Act 181, Session Laws of Hawaii 2011 (Relating To Sustainability), which establishes sustainability as a state priority. This position also serves as the State government lead for the Aloha+Challenge, which was unanimously endorsed by the 2014 Legislature adoption of Senate Concurrent Resolution 69, Senate Draft 1. This position will work across state departments to break down silos, while also working closely with the counties, the Office of Hawaiian Affairs, federal agencies, and diverse stakeholders from the community and private sector to effectively align efforts and leverage funding for a more strategic, integrated and cost-effective approach to implementation.

Capital Improvement Program (CIP) Projects Budget:

The Department is requesting \$19.3 million in FY 2016 and \$19.5 million in FY 2017 for its capital improvement projects budget. Please refer to Table 22, for a detailed description of all CIP projects. Compared to CIP appropriation levels provided to the Department in previous years, this current level of funding will not meet the needs to address many of the improvements that are needed to address the health and safety issues that exist at our facilities. Hence the Department is working with the current administration and may submit a Governor Message to increase this request.

Department of Land and Natural Resources
 Prioritized List of Functions

Table 1

Priority	Description of Function	Activities	Prog ID(s)	Statutory Reference
Public Land Management - LNR 101				
1	To ensure the effective and efficient use of public lands in ways that will fulfill the public land trust obligations and promote the sustained social, environmental and economical well-being of Hawaii's people, including planning for the use of and developing State lands, leasing lands for agricultural, commercial, industrial renewable energy, and resort purposes; issuing revocable permits and easements, taking inventory of and managing public lands, and ensuring the availability of lands for public purposes.	Land Division is tasked with the disposition of State lands through fee sale, lease, permit, grant-of-easement, license, executive order or other types of dispositions, and acquisition of private lands and lands owned by other government entities that are required by the State agencies through negotiation, condemnation or land exchange. Lease administration, including conducting site inspections, processing lessee requests for consents to mortgages or assignments, and the ongoing enforcement of lease terms and conditions to ensure rent, insurance, performance bond and other lease requirements are met in a full and timely manner. Property management of unencumbered State lands includes responding to complaints by the public, conducting land maintenance activities (e.g. clearing stream mouths, cutting trees, towing abandoned vehicles), and cleaning illegal dumps.	LNR 101	Chapter 171, et seq., HRS
		Proactive planning and development initiatives ensure more effective and efficient use of public lands to fulfill our trust obligations and promotes economic activity in Hawaii. Maintains an inventory of State-owned public lands that are under the management jurisdiction of the BLNR as defined in HRS 171-2, and the Division also serves as a repository of land documents dating back to the "Great Mahele" of 1848. Provides abstracting services and land management advice to other State agencies. Responsible for processing shoreline certifications for properties bordering the ocean.	LNR 101	Chapter 171, et seq., HRS
2	To conserve, protect, and preserve important natural resources of the state through appropriate management and to promote their long-term sustainability and the public health, safety and welfare through regulation and enforcement of land use laws under Chapter 183C, Hawaii Revised Statutes; and protect and restore sandy beaches around the state through improving planning and early identification of coastal hazards, as well as through beach restoration and avoidance of coastal hazards.	The Office of Conservation & Coastal Lands processes: Conservation District Use Permits (CDUP), prosecution of land use violations, resolution of shoreline encroachments, enactment of beach restoration projects (i.e. Waikiki Beach Improvements), administration of contested cases involving Conservation District Use Permit's and shoreline certifications. OCCL provides information to landowners, decision makers and the general public regarding Conservation District matters. OCCL provides direction and guidance on a wide variety of coastal issues. This includes response to coastal erosion, coastal development setbacks, and beach nourishment.	LNR 101	183C & 190D, HRS

Department of Land and Natural Resources
 Prioritized List of Functions

Table 1

Priority	Description of Function	Activities	Prog ID(s)	Statutory Reference
<u>Bureau of Conveyances - LNR 111</u>				
1	Recording and indexing documents in Regular Recording System.	Recordation of all legal documents and maps affecting land title in Hawaii.	LNR 111	Chap. 502, HRS
1	Recording , indexing and certifying documents in Land Court Recording System.	Issuance of Land Court Certificates of Title.	LNR 111	Chap. 501, HRS
2	Providing public access to documents.	Certification of copies of matters of record. Allowing subscription and access to bulk records through online services.	LNR 111	Chapters 501 and 502, HRS
<u>Engineering - LNR 141/810</u>				
1	Engineering services to other divisions and agencies	Administer contracts for planning, design or construct of departmental projects; provide engineering services provided to other agencies or DLNR divisions	LNR 141	--
2	Rockfall and/or flood mitigation	Retain consultants or contractors to assess conditions and/or implement projects to address rockfall hazards and/or flood damage located on or due to DLNR lands	LNR 141	--
3	Dam safety program	Perform dam inspections; review and/or issue dam permits; develop or implement dam safety projects; prepare dam-related reports or maps; provide dam-related technical assistance; enter dam-related cooperative agreements	LNR 810	Chap. 179D, HRS
4	Geothermal and other mineral resources management/regulation	Review and/or issue geothermal permits; monitor geothermal development activities	LNR 141	Chapters 182, 196D, HRS
5	Flood control program, including administration of National Flood Insurance Program	Review flood control and prevention plans; implement flood control projects; coordinate flood-related cooperative agreements; provide flood-related technical assistance; perform flood control research, studies or investigations	LNR 810	Chap. 179, HRS
6	Develop water and land resources to support State projects	Implement and/or coordinate projects to develop ground or surface water sources in support of State projects	LNR 141	Chapter 174, HRS
7	Soil and Water Conservation District (SWCD) Program	Provide administrative support to SWCD program	LNR 141	Chapter 180, HRS
<u>Aquatic Resources - LNR 153/ 401/ 805</u>				
1	Preserve/enhance marine, estuarine, freshwater native and other resident aquatic species and their habitats	Create and amend administrative rules to protect aquatic species and their habitats, also conduct surveys, monitoring, inventory of important fishery stocks and habitats	LNR 401	187A-2; 190-1,2,3,4.5
2	Promote sustainable resource use and ensure the viability of Hawaii's commercial and recreational fisheries.	Process and analyze commercial fish catch reports, contact fishermen for late reports, issue delinquency letters, and record number of freshwater fishing licenses purchased	153/805	187A-2(1)
3	Formulate in-stream flow standards to preserve Hawaii's stream biota.	Conduct annual stream surveys and analyze survey data to model habitat requirements for native stream biota	LNR 401	195D-3(a)

Department of Land and Natural Resources
Prioritized List of Functions

Table 1

Priority	Description of Function	Activities	Prog ID(s)	Statutory Reference
4	Promote public understanding of the importance of Hawaii's aquatic resources	Encourage conservation and ethical use of the aquatic resources through education and outreach activities.	LNR 401	187A-9
5	Issue commercial marine (fishing) licenses, freshwater gamefish licenses, duplicate licenses, dealer permits	Provide for various fishing opportunities in coastal waters and public fishing areas statewide, log permit and license information	153/805	189-2(6), 189-3
6	Review applications for permits to take aquatic life for science, education, and propagation purposes	Process permit applications in a timely manner provide applications are complete with all necessary information and request would assure no adverse impact on aquatic resources and their habitat	LNR 401	187A-6, 6.5
7	Manage public fishing areas, fish aggregating devices, marine life conservation districts, shoreline fishery management areas, artificial reefs, and refuges.	Conduct creel surveys at public fishing areas, replace and conduct research on fish aggregating devices, monitor fish populations at marine life conservation districts, fishery management areas, artificial reefs and other refuges	153/805	187A-2(3), 187A-21, 188-22.6-22.9, 188-53
8	Provide conservation and safety education	Coordinate/assist with response to shark attacks and provide hazardous marine warnings	LNR 401	187A-9
9	Detect, map and eradicate invasive alien species and prevent entry into state waters	Use "supersucker" devices to remove alien algae species, plant sea urchins on reefs choked with alien algae to biologically remove unwanted algae species	LNR 401	187A-31,32
<u>Forestry & Wildlife- LNR 172/402/407/804</u>				
1	Protect and manage forested watersheds, forest reserves, natural area reserves, plant and wildlife sanctuaries and public hunting and recreation areas	Manage and protect state forest reserves, natural area reserves, plant and wildlife sanctuaries and public hunting and recreation areas across the state.	172, 402, 407, 804	183, 183D, 195, 195D, 198D
		Support watershed partnerships and natural area partnerships across the state.	LNR 407	195,
		Prevent and suppress wildland fire on public and private lands with important resources.	LNR 402	185,
		Control damaging feral animals, predators, weeds, and diseases on important lands under Division jurisdiction.	172, 402, 407, 804	183, 183D, 194, 195, 195D
		Administer State Land Legacy and federal land acquisition programs.	172, 402, 407	173A, 195, 195D,
2	Protect and manage native ecosystems, threatened/endangered species, native plants and animals, and prevent the establishment of invasive species in state.	Support Hawaii Invasive Species Council and county invasive species committees.	402, 172	194,
		Aggressively seek federal funds and implement management and recovery projects for native and Threatened and Endangered (T&E) species.	LNR 402	183D, 195, 195D
		Process T&E habitat conservation plans, safe harbor agreements, and research permits.	402, 407	183D, 195, 195D

Department of Land and Natural Resources
 Prioritized List of Functions

Table 1

Priority	Description of Function	Activities	Prog ID(s)	Statutory Reference
3	Manage and develop forest resources to strengthen the state's economy, and promote sustainable production of forest products and services on state and private lands.	License a timber mill on Big Island for production and export of tropical hardwoods.	LNR 172	183,
		Work with biomass company on Kauai and throughout the state to harvest commercial trees for bio-energy.	LNR 172	183,
		Manage and permit the collection of forest products for personal and cultural gathering purposes.	LNR 172	183,
		Administer private landowner assistance projects for reforestation, native species restoration and forest products development.	LNR 172	183, 186, 195F
4	Provide outdoor recreation for hiking, hunting, camping, riding and off-road vehicle use	Maintain and develop hiking trails, Off Highway Vehicle (OHV) tracks, and camping and recreation sites.	LNR 804	198D
		Inventory, protect and restore historic trails and old government roads.	LNR 804	198D
		Maintain public hunting as a source of food, recreation, and to control game animals.	LNR 804	183D
5	Support YCC and provide environmental education, outreach and volunteer opportunities.	Administer Youth Conservation Corps (YCC) program, develop and coordinate volunteer projects for native species restoration and conservation, develop and disseminate environmental education materials.	LNR 407	193, 195
	<u>Commission on Water Resource Mgmt- LNR 404</u>			
	Protect ground and surface water resources to obtain maximum reasonable beneficial use while ensuring adequate provision for water rights, existing uses, and objectives declared to be in the public interest.	<ol style="list-style-type: none"> 1. Collect and analyze hydrologic data and assess water resource availability and use. 2. Designate water management areas and regulate water use where water resources may be threatened. 3. Establish instream flow standards on a stream-by stream basis whenever necessary to protect the public interest in waters of the State. 4. Administer a statewide permitting system for well construction, pump installation, stream channel alteration, and stream diversion works. 5. Administer water use permitting system in designated water management areas. 6. Develop, implement, and update comprehensive short- and long-range plans to protect, conserve and manage water resources. 7. Investigate and arbitrate water-related complaints/disputes. 	LNR 404	Chapter 174C, HRS

Department of Land and Natural Resources
Prioritized List of Functions

Table 1

Priority	Description of Function	Activities	Prog ID(s)	Statutory Reference
<u>Conservation & Resource Enforcement - LNR 405</u>				
1	The enforcement of laws and rules relating to state parks, historic sites, forests and forest reserves, aquatic life and its sanctuaries, public fishing areas, boating, ocean recreation and coastal programs, wildlife and its sanctuaries, game management areas, public hunting areas, and natural area reserves, consistent with and in support of the provisions of Title 12, Chapters 6D, 6E, and 6K, Chapter 134, Chapter 200, and provisions of Title 37, Hawaii Penal Code, Hawaii Revised Statutes.	Investigate complaints, gather evidence, conduct investigations, conduct field observations and inspections, and provide education to the public for the effective enforcement of state laws and rules protecting natural, cultural and historic resources on public lands, state parks, forest reserves, forests, aquatic life and wildlife areas, Kaho'olawe Island Reserve, and any other lands and waters within the State. Enforce the rules in the areas of boating safety, conservation, and search and rescue relative to the control and management of boating facilities owned or controlled by the State, ocean waters, and navigable streams and any activities thereon or therein, beaches encumbered with easements in favor of the public, and the rules regulating vessels and their use in State waters. Exercise all of the powers and authority of a police officer including the apprehension of violators when violations are detected and when the investigation warrants, effectuate arrests or issue citations for violations of Title 12, Chapter 6D, 6E, or 6K or any rule adopted thereunder.	LNR 405	Title 12, Subtitle 7, Chapter 199, HRS
2	Engage in educational activities for the dissemination of information relating to sustainability, waterborne activities and safety, and resource conservation laws, rules and practices through the school system, community organizations and the information media.			
3	Furnish in-service training for division personnel to maintain and/or increase the level of proficiency needed for effective implementation of program objectives.			
4	Administer the Hunter Education Program to educate and instruct the public on outdoor safety and resource conservation as mandated by Chapter 183D-28, Hawaii Revised Statutes.	Provide instruction to the public in hunter safety, principles of conservation and sportsmanship. Issue hunter education certificates or letters of exemption. Plan and develop public outdoor and indoor target ranges for the program.	LNR 405	Title 12, Chapter 183D, HRS
5	Coordinate activities with other State, County and Federal law enforcement agencies to suppress cultivation and minimize the availability of marijuana through crop destruction.	Plan and implement missions to eradicate marijuana on state-owned lands and forest areas.	LNR 405	Title 12, Subtitle 7, Chapter 199, HRS
<u>Boating and Ocean Recreation - LNR 801</u>				
1	Managing and administrating the ocean-based recreation and coastal areas programs of the state	Establish, maintain, and revise Hawaii Administrative Rules (HAR). HAR governs the use of state harbors, ramps, and ocean recreation areas. Active oversight and responsibility of managing state small harbors, ramps and ocean recreation areas. Maintains, repairs, and replaces aids to navigation as well as ensuring access to small boat harbors and ramps to the boating and non-boating public. The division is also responsible for managing the use of all near shore waters. This includes regulating the use of ocean waters for surfers, stand-up paddleboarders, kayakers and other users of the nearshore waters. Issues marine activity permits for organized uses of the nearshore waters for regattas, surf contests, etc.	LNR 801	Chapter 200

Department of Land and Natural Resources
Prioritized List of Functions

Table 1

Priority	Description of Function	Activities	Prog ID(s)	Statutory Reference
2	Planning, developing, operating, administering, and maintaining small boat harbors, launching ramps, and other boating facilities and associated aids to navigation throughout the state	Operate, maintain, and repair 16 small boat harbors and 52 small boat ramps statewide. Also maintain, repair and replace navigational aids and aids to navigation statewide. Responsible for dredging harbor and ramp entrance channels.	LNR 801	Chapter 200
3	Developing and administering an ocean recreation management plan	Work with community to develop appropriate uses for state ocean waters.	LNR 801	Chapter 200
4	Administering the boating special fund	DOBOR has a fiscal staff to oversee the boating special fund. Division process all receipts in accordance with Department of Budget and Finance (B&F) guidelines. Also responsible for processing payments and preparing budgets, financial reports and forecasts.	LNR 801	Chapter 200
5	Regulating the commercial use of boating facilities	The division issues commercial permits in accordance with HAR. Use of commercial use of boating facility is governed by the HAR.	LNR 801	Chapter 200
6	Administering and operating a vessel registration system for the state	Registers all new and existing vessels in the state. This includes vessel sales and transfers.	LNR 801	Chapter 200
7	Conducting public education in boating safety	Promotes safe boating activities state wide through educational activities at boat shows, schools and other public, marine gatherings. This includes coordinating activities with USCG Reserve and USCG Auxiliary.	LNR 801	Chapter 200
8	Administering a marine casualty and investigation program	Tracks marine accidents statewide as well as coordinates investigations of marine accidents. Accident reports are tracked and submitted to the United States Coast Guard (USCG).	LNR 801	Chapter 200
9	Regulating boat regattas and other ocean water events	The division issues marine event permits for regattas as well as for surf contests.	LNR 801	Chapter 200
10	Removing nonnatural obstructions and public safety hazards from the shoreline, navigable streams, harbors, channels, and coastal areas of the state	Removes grounded vessels, submerged vehicles, whale carcasses, and other debris from beaches and near shore waters.	LNR 801	Chapter 200
Historic Preservation - LNR 802				
1	Review of State and Federal projects	Review reports, photos, inventories, meet with project proponents, enter into agreements with other agencies regarding the treatment of historic or cultural properties	LNR802	6E-8, 6E-10, 6E-42 National Historic Preservation Act as amended (NHPA)
2	Inventory and Survey	Inventory and catalogue significant cultural and historic sites	LNR802	6E-3, NHPA, NPS Grant Manual

Department of Land and Natural Resources
 Prioritized List of Functions

Table 1

Priority	Description of Function	Activities	Prog ID(s)	Statutory Reference
3	National Register	Staff the Historic Hawaii Review Board (HHRB), review nominations for completeness, present nominations to the HHRB, forward appropriate nominations to the National Register, maintain files on register sites	LNR802	6E-3, 6E5.5, NPS Grant Manual
4	Burial protection	Staff the island burial councils (5), make determinations on inadvertent finds, review genealogies and make recommendations to the burial councils, review burial treatment plans and make recommendations to the burial councils. Attend meetings with descendants and project proponents.	LNR802	6E-3, 6E-43, 6E-43.5, 6E-43.6
5	Certified Local Governments (GLSs)	Work with the counties to ensure historic preservation programs on all islands. Provide grants to Maui and Kauai in alternate years, as they are the 2 counties with CLGs.	LNR802	6E-3, NHPA, NPS Grant Manual
6	Planning	Develop the statewide Historic Preservation Plan and update every 5 years	LNR802	6E-3, NHPA, NPS Grant Manual
7	Education and Outreach	Develop programs to educate the public about historic preservation and its importance to the state	LNR802	6E-3, NHPA
<u>State Parks - LNR 806:</u>				
1	Maintain natural and cultural parks, facilities, & resources for current and future generations	Repair, maintain and improve the quality of park facilities, better manage and educate the public in accessing sensitive resources and historic sites; carry out capital improvement projects to create, restore and enhance park infrastructure.	LNR 806	Sec. 184
2	Provide safe public access to state parks contain both sensitive natural resources and historic sites.	Provide lifeguard services at parks on Oahu, Maui, Kauai, and Hawaii; determine and implement park improvements and both warning and interpretive signage for public health, safety and education.	LNR 806	Sec. 184
3	Increase opportunities for the enjoyment and appreciation of state parks and historic sites	Evaluate and assess the value of park resources, determine new methods to generate income in order to augment the operating budget and add value to the park experience statewide. Operate camping, lodging, picnic & recreational facilities; issue park use permits; develop interpretive programs; administer Land & Water Conservation Funds, State Comprehensive Outdoor Recreation Plan, grants, and provide public information.	LNR 806	Sec. 184

Department of Land and Natural Resources
 Prioritized List of Functions

Table 1

Priority	Description of Function	Activities	Prog ID(s)	Statutory Reference
Administration - LNR 906				
1	Provide direction, oversight and accountability for department and all administrative support services to every division.	Plan, direct, & coordinate the various activities of the department within the scope of laws & regulations; direct the preparation of department budgets, submit and justify budgets before review by approving authorities and exercise control of funds made available for the department; maintain a comprehensive accounting and financial information system for the Department's revenues, expenditures and financial transactions; provide and maintain a comprehensive personnel management program for the department providing support services to the Chairperson, staff offices, 11 operating divisions, and one attached agency; plan, coordinate and administer the department's information processing and telecommunications services for program functions.	LNR 906	Chapters 6D, 6E, 6K, 26, 76, 171, 172, 173, 173A, 174, 174C, 179D, 180, 181, 182, 183, 183B, 183C, 183D, 184, 185, 186, 187A, 188, 188F, 189, 190, 190D, 193, 194, 195, 195D, 195F, 196D, 198D, 199, 199D, 200, 501, 502, HRS

Department of Land and Natural Resources
Department-Wide Totals

Table 2

Fiscal Year 2015				
Act 122/14 Appropriation	Restriction	Emergency Appropriations	Total FY15	MOF
\$ 29,952,383.00	(2,995,238.30)		\$ 26,957,144.70	A
\$ 74,193,930.00			\$ 74,193,930.00	B
\$ 9,908,383.00			\$ 9,908,383.00	N
\$ 22,193,850.00			\$ 22,193,850.00	P
\$ 99,755.00			\$ 99,755.00	T
\$ 1,720,000.00			\$ 1,720,000.00	U
\$ 792,602.00			\$ 792,602.00	W
\$ 138,860,903.00	\$ (2,995,238.30)	\$ -	\$ 135,865,664.70	Total
Fiscal Year 2016				
Act 122/14 Appropriation	Reductions	Additions	Total FY16	MOF
\$ 30,227,200.00		\$ 75,000.00	\$ 30,302,200.00	A
\$ 68,980,806.00		\$ 4,963,431.00	\$ 73,944,237.00	B
\$ 10,056,914.00	\$ (42,223.00)	\$ 1,693,347.00	\$ 11,708,038.00	N
\$ 22,193,850.00	\$ (6,025,684.00)	\$ 452,009.00	\$ 16,620,175.00	P
\$ 181,134.00		\$ 11,386.00	\$ 192,520.00	T
\$ 1,720,000.00		\$ 46,262.00	\$ 1,766,262.00	U
\$ 809,334.00			\$ 809,334.00	W
\$ 134,169,238.00	\$ (6,067,907.00)	\$ 7,241,435.00	\$ 135,342,766.00	Total
Fiscal Year 2017				
Act 122/14 Appropriation	Reductions	Additions	Total FY17	MOF
\$ 30,679,954.00		\$ 75,000.00	\$ 30,754,954.00	A
\$ 69,428,542.00		\$ 4,233,431.00	\$ 73,661,973.00	B
\$ 10,107,892.00		\$ 2,036,569.00	\$ 12,144,461.00	N
\$ 22,193,850.00	\$ (13,794,684.00)	\$ 752,009.00	\$ 9,151,175.00	P
\$ 218,781.00		\$ 11,386.00	\$ 230,167.00	T
\$ 1,720,000.00		\$ 46,262.00	\$ 1,766,262.00	U
\$ 813,961.00			\$ 813,961.00	W
\$ 135,162,980.00	\$ (13,794,684.00)	\$ 7,154,657.00	\$ 128,522,953.00	Total

Department of Land and Natural Resources
Program ID Totals

Table 3

Prog ID	Program Title	MOF	As budgeted by Act 122/14 (FY15)			Governor's Submittal (FY16)				Governor's Submittal (FY17)			
			Pos (P)	Pos (T)	\$\$\$	Pos (P)	Pos (T)	\$\$\$	Percent Change of \$\$\$\$	Pos (P)	Pos (T)	\$\$\$	Percent Change of \$\$\$\$
									#DIV/0!				#DIV/0!
LNR 101	Public Land Management	B	54.00	3.00	\$ 14,178,807	54.00	3.00	\$ 14,896,032	5.06%	54.00	3.00	\$ 13,982,858	-1.38%
LNR 111	Conveyances and Recordings	B	58.00	3.00	\$ 5,004,966	58.00	3.00	\$ 5,763,443	15.15%	58.00	3.00	\$ 6,026,606	20.41%
LNR 141	Water & Land Development	A	1.50	0.00	\$ 202,750	1.50	0.00	\$ 211,874	4.50%	1.50	0.00	\$ 213,901	5.50%
		B	4.00	0.00	\$ 702,663	4.00	0.00	\$ 709,916	1.03%	4.00	0.00	\$ 709,916	1.03%
		U	0.00	0.00	\$ 220,000	0.00	0.00	\$ 220,000	0.00%	0.00	0.00	\$ 220,000	0.00%
		W	0.00	0.00	\$ 188,181	0.00	0.00	\$ 188,181	0.00%	0.00	0.00	\$ 188,181	0.00%
	LNR 141 Total		5.50	0.00	\$ 1,313,594	5.50	-	\$ 1,329,971	1.25%	5.50	-	\$ 1,331,998	1.40%
LNR 153	Commercial Fisheries & Aquaculture	A	7.00	0.00	\$ 561,741	7.00	3.00	\$ 840,782	49.67%	7.00	3.00	\$ 845,953	50.59%
		B	2.00	0.00	\$ 641,399	2.00	(1.00)	\$ 306,750	-52.17%	2.00	(1.00)	\$ 306,750	-52.17%
		N	0.00	0.00	\$ 383,305	0.00	0.00	\$ 389,326	1.57%	0.00	0.00	\$ 389,326	1.57%
		P	2.00	1.00	\$ 329,075	2.00	1.00	\$ 249,058	-24.32%	2.00	1.00	\$ 255,058	-22.49%
	LNR 153 Total		11.00	1.00	\$ 1,915,520	11.00	3.00	\$ 1,785,916	-6.77%	11.00	3.00	\$ 1,797,087	-6.18%
LNR 172	Forestry - Products Development	A	15.00	0.00	\$ 1,410,695	15.00	0.00	\$ 1,366,504	-3.13%	15.00	0.00	\$ 1,373,301	-2.65%
		B	2.50	11.00	\$ 4,787,996	2.50	11.00	\$ 4,965,906	3.72%	2.50	11.00	\$ 4,979,679	4.00%
		P	1.50	1.00	\$ 11,290,000	1.50	1.00	\$ 8,820,000	-21.88%	1.50	1.00	\$ 1,045,000	-90.74%
	LNR 172 Total		19.00	12.00	\$ 17,488,691	19.00	12.00	\$ 15,152,410	-13.36%	19.00	12.00	\$ 7,397,980	-57.70%
LNR 401	Aquatic Resources	A	30.50	7.25	\$ 2,556,344	30.50	(3.75)	\$ 1,988,612	-22.21%	30.50	(3.75)	\$ 2,030,689	-20.56%
		B	0.00	0.00	\$ -	0.00	1.00	\$ 39,413	100.00%	0.00	1.00	\$ 39,413	100.00%
		N	0.00	0.75	\$ 1,630,125	0.00	0.75	\$ 1,668,050	2.33%	0.00	0.75	\$ 1,689,455	3.64%
		P	0.50	9.00	\$ 3,597,463	0.50	9.00	\$ 2,115,388	-41.20%	0.50	9.00	\$ 2,115,388	-41.20%
	LNR 401 Total		31.00	17.00	\$ 7,783,932	31.00	7.00	\$ 5,811,463	-25.34%	31.00	7.00	\$ 5,874,945	-24.52%
LNR 402	Forest and Wildlife Resources	A	49.50	3.00	\$ 3,722,025	49.50	3.00	\$ 3,993,057	7.28%	49.50	3.00	\$ 4,085,987	9.78%
		B	0.00	0.00	\$ 3,405,749	0.00	0.00	\$ 3,405,749	0.00%	0.00	0.00	\$ 3,405,749	0.00%
		N	5.50	0.00	\$ 1,350,000	8.00	1.00	\$ 1,587,764	17.61%	8.00	1.00	\$ 1,787,764	32.43%
		P	5.00	6.50	\$ 2,500,000	2.50	5.50	\$ 1,361,760	-45.53%	2.50	5.50	\$ 1,361,760	-45.53%
		T	0.00	1.50	\$ 99,755	0.00	1.50	\$ 192,520	92.99%	0.00	1.50	\$ 230,167	130.73%
		U	0.00	11.00	\$ 1,500,000	0.00	11.00	\$ 1,546,262	3.08%	0.00	11.00	\$ 1,546,262	3.08%
	LNR 402 Total		60.00	22.00	\$ 12,577,529	60.00	22.00	\$ 12,087,112	-3.90%	60.00	22.00	\$ 12,417,689	-1.27%

Department of Land and Natural Resources
Program ID Totals

Table 3

Prog ID	Program Title	MOF	As budgeted by Act 122/14 (FY15)			Governor's Submittal (FY16)				Governor's Submittal (FY17)			
			Pos (P)	Pos (T)	\$\$\$	Pos (P)	Pos (T)	\$\$\$	Percent Change of \$\$\$\$	Pos (P)	Pos (T)	\$\$\$	Percent Change of \$\$\$\$
LNR 404	Water Resources Management	A	18.00	0.00	\$ 2,213,161	18.00	0.00	\$ 2,323,264	4.97%	18.00	0.00	\$ 2,348,689	6.12%
		B	5.00	0.00	\$ 866,878	5.00	0.00	\$ 913,215	5.35%	5.00	0.00	\$ 923,257	6.50%
	LNR 404 Total		23.00	0.00	\$ 3,080,039	23.00	-	\$ 3,236,479	5.08%	23.00	-	\$ 3,271,946	6.23%
LNR 405	Conservation & Resource Enforce	A	109.25	12.00	\$ 8,310,431	109.25	12.00	\$ 7,877,898	-5.20%	109.25	12.00	\$ 7,897,016	-4.97%
		B	18.00	0.00	\$ 2,176,083	18.00	0.00	\$ 2,502,117	14.98%	18.00	0.00	\$ 2,502,117	14.98%
		N	2.75	1.00	\$ 972,781	2.75	1.00	\$ 982,711	1.02%	2.75	1.00	\$ 984,653	1.22%
		P	0.00	0.00	\$ 930,000	0.00	0.00	\$ 930,000	0.00%	0.00	0.00	\$ 930,000	0.00%
		W	0.00	0.00	\$ 32,333	0.00	0.00	\$ 32,333	0.00%	0.00	0.00	\$ 32,333	0.00%
	LNR 405 Total		130.00	13.00	\$ 12,421,628	130.00	13.00	\$ 12,325,059	-0.78%	130.00	13.00	\$ 12,346,119	-0.61%
LNR 407	Natural Area Reserves and Waters	A	18.00	0.00	\$ 822,575	18.00	0.00	\$ 815,017	-0.92%	18.00	0.00	\$ 843,720	2.57%
		B	10.50	39.00	\$ 12,344,125	10.50	37.00	\$ 7,934,102	-35.73%	10.50	37.00	\$ 7,982,955	-35.33%
		P	0.50	0.00	\$ 1,225,000	0.50	0.00	\$ 1,554,911	26.93%	0.50	0.00	\$ 1,854,911	51.42%
	LNR 407 Total		29.00	39.00	\$ 14,391,700	29.00	37.00	\$ 10,304,030	-28.40%	29.00	37.00	\$ 10,681,586	-25.78%
LNR 801	Ocean-Based Recreation	A	0.00	0.00	\$ 450,000	0.00	0.00	\$ -	-100.00%	0.00	0.00	\$ -	-100.00%
		B	117.00	0.00	\$ 17,152,948	116.00	0.00	\$ 18,752,879	9.33%	116.00	0.00	\$ 18,869,161	10.01%
		N	0.00	0.00	\$ 800,000	0.00	0.00	\$ 800,000	0.00%	0.00	0.00	\$ 800,000	0.00%
	LNR 801 Total		117.00	0.00	\$ 18,402,948	116.00	-	\$ 19,552,879	6.25%	116.00	-	\$ 19,669,161	6.88%
LNR 802	Historic Preservation	A	22.00	0.00	\$ 1,508,044	22.00	0.00	\$ 1,471,138	-2.45%	22.00	0.00	\$ 1,490,986	-1.13%
		B	0.00	0.00	\$ 59,783	0.00	0.00	\$ 47,283	-20.91%	0.00	0.00	\$ 47,283	-20.91%
		N	8.00		\$ 575,000	8.00	0.00	\$ 649,065	12.88%	8.00	0.00	\$ 662,141	15.15%
	LNR 802 Total		30.00	0.00	\$ 2,142,827	30.00	-	\$ 2,167,486	1.15%	30.00	-	\$ 2,200,410	2.69%
LNR 804	Forest Recreation	A	29.50	0.00	\$ 1,251,336	29.50	0.00	\$ 1,407,726	12.50%	29.50	0.00	\$ 1,461,155	16.77%
		B	6.50	0.00	\$ 1,207,912	6.50	0.00	\$ 1,082,471	-10.38%	6.50	0.00	\$ 1,098,414	-9.07%
		N	5.00	12.00	\$ 3,175,426	5.00	12.00	\$ 3,873,122	21.97%	5.00	12.00	\$ 4,073,122	28.27%
		W	0.00	2.00	\$ 572,088	0.00	2.00	\$ 588,820	2.92%	0.00	2.00	\$ 593,447	3.73%
	LNR 804 Total		41.00	14.00	\$ 6,206,762	41.00	14.00	\$ 6,952,139	12.01%	41.00	14.00	\$ 7,226,138	16.42%
LNR 805	Recreational Fisheries	A	7.00	0.00	\$ 265,524	7.00	8.00	\$ 746,375	181.10%	7.00	8.00	\$ 758,535	185.67%
		B	0.00	0.25	\$ 76,131	0.00	0.25	\$ 79,400	4.29%	0.00	0.25	\$ 99,400	30.56%
		N	0.00	0.75	\$ 1,021,746	0.00	0.75	\$ 1,758,000	72.06%	0.00	0.75	\$ 1,758,000	72.06%
		P			\$ 733,254	0.00	0.00	\$ -	-100.00%	0.00	0.00	\$ -	-100.00%
	LNR 805 Total		7.00	1.00	\$ 2,096,655	7.00	9.00	\$ 2,583,775	23.23%	7.00	9.00	\$ 2,615,935	24.77%

Department of Land and Natural Resources
Program ID Totals

Table 3

Prog ID	Program Title	MOF	As budgeted by Act 122/14 (FY15)			Governor's Submittal (FY16)				Governor's Submittal (FY17)			
			Pos (P)	Pos (T)	\$\$\$	Pos (P)	Pos (T)	\$\$\$	Percent Change of \$\$\$\$	Pos (P)	Pos (T)	\$\$\$	Percent Change of \$\$\$\$
LNR 806	State Parks	A	71.00	0.00	\$ 4,752,155	71.00	0.00	\$ 5,023,854	5.72%	71.00	0.00	\$ 5,113,044	7.59%
		B	44.00	4.00	\$ 8,061,885	44.00	4.00	\$ 8,559,763	6.18%	44.00	4.00	\$ 8,647,878	7.27%
		P	0.00	0.00	\$ 1,218,456	0.00	0.00	\$ 1,218,456	0.00%	0.00	0.00	\$ 1,218,456	0.00%
	LNR 806 Total		115.00	4.00	\$ 14,032,496	115.00	4.00	\$ 14,802,073	5.48%	115.00	4.00	\$ 14,979,378	6.75%
LNR 810	Prevention of Natural Disasters	B	7.50	0.00	\$ 2,002,314	7.50	0.00	\$ 2,119,450	5.85%	7.50	0.00	\$ 2,139,896	6.87%
		P	0.50	0.00	\$ 370,602	0.50	0.00	\$ 370,602	0.00%	0.50	0.00	\$ 370,602	0.00%
	LNR 810 Total		8.00	0.00	\$ 2,372,916	8.00	0.00	\$ 2,490,052	4.94%	8.00	0.00	\$ 2,510,498	5.80%
LNR 906	Natural Physical Environment	A	32.00	0.00	\$ 1,925,602	32.00	1.00	\$ 2,236,099	16.12%	32.00	1.00	\$ 2,291,978	19.03%
		B	14.00	3.00	\$ 1,524,291	15.00	5.00	\$ 1,866,348	22.44%	15.00	5.00	\$ 1,900,641	24.69%
	LNR 906 Total		46.00	3.00	\$ 3,449,893	47.00	6.00	\$ 4,102,447	18.92%	47.00	6.00	\$ 4,192,619	21.53%
	Totals		784.50	132.00	138,860,903	784.50	133.00	135,342,766	-2.53%	784.50	133.00	128,522,953	-7.44%
		A	410.25	22.25	29,952,383	410.25	23.25	30,302,200	1.17%	410.25	23.25	30,754,954	2.68%
		B	343.00	63.25	74,193,930	343.00	63.25	73,944,237	-0.34%	343.00	63.25	73,661,973	-0.72%
		N	21.25	14.50	9,908,383	23.75	15.50	11,708,038	18.16%	23.75	15.50	12,144,461	22.57%
		P	10.00	17.50	22,193,850	7.50	16.50	16,620,175	-25.11%	7.50	16.50	9,151,175	-58.77%
		T	-	1.50	99,755	-	1.50	192,520	92.99%	-	1.50	230,167	130.73%
		U	-	11.00	1,720,000	-	11.00	1,766,262	2.69%	-	11.00	1,766,262	2.69%
		W	-	2.00	792,602	-	2.00	809,334	2.11%	-	2.00	813,961	2.69%
			784.50	132.00	138,860,903	784.50	133.00	135,342,766	-2.53%	784.50	133.00	128,522,953	-7.44%

Department of Land and Natural Resources
Budget Decisions

Table 4

Prog ID	Sub- Org	Description of Request	MOF	Initial Department Request FY16			Initial Department Request FY17			B & F Recommendation FY16			B & F Recommendation FY17			Governor's Decision FY16			Governor's Decision FY17			
				Pos (P)	Pos (T)	\$\$\$	MOF	Pos (P)	Pos (T)	\$\$\$	Pos (P)	Pos (T)	\$\$\$	Pos (P)	Pos (T)	\$\$\$	Pos (P)	Pos (T)	\$\$\$	Pos (P)	Pos (T)	\$\$\$
TRADE-OFF/TRANSFER REQUESTS:																						
LNR 804	DA	Transfer-out Wildlife Biologist III, Position #120765 from LNR 804 (N) to LNR 402 (N)	N		(1.00)	\$ (62,213)	N		(1.00)	\$ (62,213)		(1.00)	\$ (62,213)		(1.00)	\$ (62,213)		(1.00)	\$ (62,213)		(1.00)	\$ (62,213)
LNR 402	DA	Transfer-in Wildlife Biologist III, Position #120765 from LNR 804 (N) to LNR 402 (N)	N		1.00	\$ 62,213	N		1.00	\$ 62,213		1.00	\$ 62,213		1.00	\$ 62,213		1.00	\$ 62,213		1.00	\$ 62,213
LNR 407	NA	Transfer-out 2 positions from NARS to LNR 906 Administration: 1) Pos. # 91523C Personnel Management Specialist III, 2) Pos. # 91524C Accountant IV	B		(2.00)	\$ (46,106)	B		(2.00)	\$ (46,106)		(2.00)	\$ (46,106)		(2.00)	\$ (46,106)		(2.00)	\$ (46,106)		(2.00)	\$ (46,106)
LNR 906	AA	Transfer-in 2 positions from NARS to LNR 906 Administration: 1) Pos. # 91523C Personnel Management Specialist III, 2) Pos. # 91524C Accountant IV	B		2.00	\$ 46,106	B		2.00	\$ 46,106		2.00	\$ 46,106		2.00	\$ 46,106		2.00	\$ 46,106		2.00	\$ 46,106
LNR 801	CH	Transfer-out Pos # 91536C, Personnel Management Specialist III from DOBOR to LNR 906 Administration	B	(1.00)		\$ (19,707)	B	(1.00)		\$ (19,707)	(1.00)		\$ (19,707)	(1.00)		\$ (19,707)	(1.00)		\$ (19,707)	(1.00)		\$ (19,707)
LNR 906	AA	Transfer-in Pos # 91536C, Personnel Management Specialist III from DOBOR to LNR 906 Administration	B	1.00		\$ 19,707	B	1.00		\$ 19,707	1.00		\$ 19,707	1.00		\$ 19,707	1.00		\$ 19,707	1		\$ 19,707
LNR 153	CB	Change LNR due to Reorganization	A		(6.00)	\$ (276,888)	A		(6.00)	\$ (276,888)		(6.00)	\$ (276,888)		(6.00)	\$ (276,888)		(6.00)	\$ (276,888)		(6.00)	\$ (276,888)
LNR 401	CA	Change LNR due to Reorganization	A		4.00	\$ 207,708	A		4.00	\$ 207,708		4.00	\$ 207,708		4.00	\$ 207,708		4.00	\$ 207,708		4.00	\$ 207,708
LNR 805	CB	Change LNR due to Reorganization	A		2.00	\$ 69,180	A		2.00	\$ 69,180		2.00	\$ 69,180		2.00	\$ 69,180		2.00	\$ 69,180		2.00	\$ 69,180
LNR 153	CB	Change LNR due to Reorganization	B		(1.00)	\$ (39,413)	B		(1.00)	\$ (39,413)		(1.00)	\$ (39,413)		(1.00)	\$ (39,413)		(1.00)	\$ (39,413)		(1.00)	\$ (39,413)
LNR 401	CA	Change LNR due to Reorganization	B		1.00	\$ 39,413	B		1.00	\$ 39,413		1.00	\$ 39,413		1.00	\$ 39,413		1.00	\$ 39,413		1.00	\$ 39,413
LNR 401	CA	Change LNR due to Reorganization	A		(16.00)	\$ (839,676)	A		(16.00)	\$ (839,676)		(16.00)	\$ (839,676)		(16.00)	\$ (839,676)		(16.00)	\$ (839,676)		(16.00)	\$ (839,676)
LNR 153	CB	Change LNR due to Reorganization	A		4.00	\$ 246,912	A		4.00	\$ 246,912		4.00	\$ 246,912		4.00	\$ 246,912		4.00	\$ 246,912		4.00	\$ 246,912
LNR 805	CB	Change LNR due to Reorganization	A		12.00	\$ 592,764	A		12.00	\$ 592,764		12.00	\$ 592,764		12.00	\$ 592,764		12.00	\$ 592,764		12.00	\$ 592,764
LNR 805	CB	Change LNR due to Reorganization	A		(6.00)	\$ (351,192)	A		(6.00)	\$ (351,192)		(6.00)	\$ (351,192)		(6.00)	\$ (351,192)		(6.00)	\$ (351,192)		(6.00)	\$ (351,192)
LNR 153	CB	Change LNR due to Reorganization	A		5.00	\$ 283,704	A		5.00	\$ 283,704		5.00	\$ 283,704		5.00	\$ 283,704		5.00	\$ 283,704		5.00	\$ 283,704
LNR 401	CA	Change LNR due to Reorganization	A		1.00	\$ 67,488	A		1.00	\$ 67,488		1.00	\$ 67,488		1.00	\$ 67,488		1.00	\$ 67,488		1.00	\$ 67,488
LNR 401	CA	Transfer Out Operating Funds from LNR 401 to LNR 805	A			\$ (140,000)	A			\$ (140,000)			\$ (140,000)			\$ (140,000)			\$ (140,000)			\$ (140,000)
LNR 805	CB	Transfer In Operating Fund from LNR 401 to LNR 805	A			\$ 140,000	A			\$ 140,000			\$ 140,000			\$ 140,000			\$ 140,000			\$ 140,000
SELECTED NON-GENERAL FUND ADJUSTMENT REQUESTS:																						
LNR 101	EA	Ceiling increase for the new fringe benefit assessment rate of 52%	B			\$ 628,349	B			\$ 628,349			\$ 628,349			\$ 628,349			\$ 628,349			\$ 628,349
LNR 111	BA	Ceiling increase for the new fringe benefit assessment rate of 52%	B			\$ 517,456	B			\$ 517,456			\$ 517,456			\$ 517,456			\$ 517,456			\$ 517,456
LNR 141	GA	Ceiling increase for the new fringe benefit assessment rate of 52%	B			\$ 7,253	B			\$ 7,253			\$ 7,253			\$ 7,253			\$ 7,253			\$ 7,253
LNR 153	CB	Ceiling increase for the new fringe benefit assessment rate of 52%	B			\$ 1,964	B			\$ 1,964			\$ 1,964			\$ 1,964			\$ 1,964			\$ 1,964
LNR 153	CB	Ceiling increase for the new fringe benefit assessment rate of 52%	P			\$ 16,058	P			\$ 16,058			\$ 16,058			\$ 16,058			\$ 16,058			\$ 16,058
LNR 172	DA	Ceiling increase for the new fringe benefit assessment rate of 52%	B			\$ 130,975	B			\$ 130,975			\$ 130,975			\$ 130,975			\$ 130,975			\$ 130,975
LNR 401	CA	Ceiling increase for the new fringe benefit assessment rate of 52%	N			\$ 2,171	N			\$ 2,171			\$ 2,171			\$ 2,171			\$ 2,171			\$ 2,171

Department of Land and Natural Resources
Budget Decisions

Table 4

Prog ID	Sub- Org	Description of Request	MOF	Initial Department Request FY16			Initial Department Request FY17			B & F Recommendation FY16			B & F Recommendation FY17			Governor's Decision FY16			Governor's Decision FY17			
				Pos (P)	Pos (T)	\$\$\$	MOF	Pos (P)	Pos (T)	\$\$\$	Pos (P)	Pos (T)	\$\$\$	Pos (P)	Pos (T)	\$\$\$	Pos (P)	Pos (T)	\$\$\$	Pos (P)	Pos (T)	\$\$\$
LNR 401	6	Ceiling increase for the new fringe benefit assessment rate of 52%	P			\$ 52,388	P			\$ 52,388			\$ 52,388			\$ 52,388			\$ 52,388			\$ 52,388
LNR 402	DB	Ceiling increase for the new fringe benefit assessment rate of 52%	N			\$ 50,967	N			\$ 50,967			\$ 50,967			\$ 50,967			\$ 50,967			\$ 50,967
LNR 402	DB	Ceiling increase for the new fringe benefit assessment rate of 52%	P			\$ 53,652	P			\$ 53,652			\$ 53,652			\$ 53,652			\$ 53,652			\$ 53,652
LNR 402	DA	Ceiling increase for the new fringe benefit assessment rate of 52%	T			\$ 11,386	T			\$ 11,386			\$ 11,386			\$ 11,386			\$ 11,386			\$ 11,386
LNR 402	DB	Ceiling increase for the new fringe benefit assessment rate of 52%	U			\$ 46,262	U			\$ 46,262			\$ 46,262			\$ 46,262			\$ 46,262			\$ 46,262
LNR 404	GA	Ceiling increase for the new fringe benefit assessment rate of 52%	B			\$ 34,948	B			\$ 34,948			\$ 34,948			\$ 34,948			\$ 34,948			\$ 34,948
LNR 405	HA	Ceiling increase for the new fringe benefit assessment rate of 52%	B			\$ 248,447	B			\$ 248,447			\$ 248,447			\$ 248,447			\$ 248,447			\$ 248,447
LNR 405	HA	Ceiling increase for the new fringe benefit assessment rate of 52%	N			\$ 2,007	N			\$ 2,007			\$ 2,007			\$ 2,007			\$ 2,007			\$ 2,007
LNR 407	NA	Ceiling increase for the new fringe benefit assessment rate of 52%	B			\$ 389,140	B			\$ 389,140			\$ 389,140			\$ 389,140			\$ 389,140			\$ 389,140
LNR 407	NA	Ceiling increase for the new fringe benefit assessment rate of 52%	P			\$ 4,911	P			\$ 4,911			\$ 4,911			\$ 4,911			\$ 4,911			\$ 4,911
LNR 801	CH	Ceiling increase for the new fringe benefit assessment rate of 52%	B			\$ 1,172,546	B			\$ 1,172,546			\$ 1,172,546			\$ 1,172,546			\$ 1,172,546			\$ 1,172,546
LNR 802	HP	Ceiling increase for the new fringe benefit assessment rate of 52%	N			\$ 49,627	N			\$ 49,627			\$ 49,627			\$ 49,627			\$ 49,627			\$ 49,627
LNR 804	DA	Ceiling increase for the new fringe benefit assessment rate of 52%	N			\$ 68,027	N			\$ 68,027			\$ 68,027			\$ 68,027			\$ 68,027			\$ 68,027
LNR 805	CB	Ceiling increase for the new fringe benefit assessment rate of 52%	B			\$ 2,419	B			\$ 2,419			\$ 2,419			\$ 2,419			\$ 2,419			\$ 2,419
LNR 806	FI	Ceiling increase for the new fringe benefit assessment rate of 52%	B			\$ 344,475	B			\$ 344,475			\$ 344,475			\$ 344,475			\$ 344,475			\$ 344,475
LNR 810	GD	Ceiling increase for the new fringe benefit assessment rate of 52%	B			\$ 45,762	B			\$ 45,762			\$ 45,762			\$ 45,762			\$ 45,762			\$ 45,762
LNR 906	AA	Ceiling increase for the new fringe benefit assessment rate of 52%	B			\$ 189,697	B			\$ 189,697			\$ 189,697			\$ 189,697			\$ 189,697			\$ 189,697
SELECTED FEDERAL FUNDING ADJUSTMENT REQUESTS:																						
LNR 402	DA	Conversion of Positions & Funds from MOF P to N, Accountant IV, Position #110303, Wildlife Biologist V, Position#10945 and Procurement Specialist I, Position#120311	N	2.50		\$ 124,584	N		2.50	\$ 124,584	2.50		\$ 124,584	2.50		\$ 124,584	2.50		\$ 124,584	2.50		\$ 124,584
LNR 402	DB	Conversion of Positions & Funds from MOF P to N, Accountant IV, Position #110303, Wildlife Biologist V, Position#10945 and Procurement Specialist I, Position#120311	P	(2.50)		\$ (124,584)	P		(2.50)	\$ (124,584)	(2.50)		\$ (124,584)	(2.50)		\$ (124,584)	(2.50)		\$ (124,584)	(2.50)		\$ (124,584)
LNR 402	DB	Transfer-out Wildlife Biologist IV, Position #120948 from LNR 402 (P) to LNR 804(N)	P		(1.00)	\$ (67,308)	P		(1.00)	\$ (67,308)		(1.00)	\$ (67,308)		(1.00)	\$ (67,308)		(1.00)	\$ (67,308)		(1.00)	\$ (67,308)
LNR 804	DA	Transfer- in Wildlife Biologist IV, Position #120948 from LNR 402 (P) to LNR 804(N)	N		1.00	\$ 67,308	N		1.00	\$ 67,308		1.00	\$ 67,308		1.00	\$ 67,308		1.00	\$ 67,308		1.00	\$ 67,308
LNR 805	CB	Change MOF from "P" to "N"	P			\$ (450,000)	P			\$ (450,000)												
LNR 805	CB	Change MOF from "P" to "N"	N			\$ 450,000	N			\$ 450,000												
LNR 172	DA	Federal fund ceiling adjustment	P			\$ (2,470,000)	P			\$ (10,245,000)			\$ (2,470,000)			\$ (10,245,000)			\$ (2,470,000)			\$ (10,245,000)

Department of Land and Natural Resources
Budget Decisions

Table 4

Prog ID	Sub- Org	Description of Request	MOF	Initial Department Request FY16			Initial Department Request FY17			B & F Recommendation FY16			B & F Recommendation FY17			Governor's Decision FY16			Governor's Decision FY17			
				Pos (P)	Pos (T)	\$\$\$	MOF	Pos (P)	Pos (T)	\$\$\$	Pos (P)	Pos (T)	\$\$\$	Pos (P)	Pos (T)	\$\$\$	Pos (P)	Pos (T)	\$\$\$	Pos (P)	Pos (T)	\$\$\$
LNR 402	DA	Federal fund ceiling adjustment	N			\$ (42,223)	N			\$ 147,816			\$ (42,223)			\$ 147,816			\$ (42,223)			\$ 147,816
LNR 402	DB	Federal fund ceiling adjustment	P			\$ (1,000,000)	P			\$ (1,000,000)			\$ (1,000,000)			\$ (1,000,000)			\$ (1,000,000)			\$ (1,000,000)
LNR 407	NA	Federal fund ceiling adjustment	P			\$ 325,000	P			\$ 625,000			\$ 325,000			\$ 625,000			\$ 325,000			\$ 625,000
LNR 804	DA	Federal fund ceiling adjustment	N			\$ 594,950	N			\$ 790,356			\$ 594,950			\$ 790,356			\$ 594,950			\$ 790,356
LNR 153	CB	Federal fund ceiling adjustment	P			\$ (96,075)	P			\$ (90,075)			\$ (96,075)			\$ (90,075)			\$ (96,075)			\$ (90,075)
LNR 401	CA	Federal fund ceiling adjustment	P			\$ (1,534,463)	P			\$ (1,534,463)			\$ (1,534,463)			\$ (1,534,463)			\$ (1,534,463)			\$ (1,534,463)
LNR 805	CB	Federal fund ceiling adjustment	N			\$ 733,706	N			\$ 733,706			\$ 733,706			\$ 733,706			\$ 733,706			\$ 733,706
LNR 805	CB	Federal fund ceiling adjustment	P			\$ (733,254)	P			\$ (733,254)			\$ (733,254)			\$ (733,254)			\$ (733,254)			\$ (733,254)
ADJUSTMENT TO NON-RECURRING ITEMS:																						
LNR 101	EA	Reauthorize spending ceiling for Redesign/Upgrade of State Lands Information Management System (SLIMS)	B			\$ 1,000,000	B			\$ 1,000,000			\$ 1,000,000			\$ 1,000,000			\$ 1,000,000			\$ 1,000,000
LNR 111	BA	Digitization of Microfilm archives stored on microfilm to create more accessibility of recorded documents to the public. Anticipated multi-year project.	B			\$ 250,000	B			\$ 500,000			\$ 250,000			\$ 500,000			\$ 250,000			\$ 500,000
ADDITIONAL RESOURCES FOR CURRENT PROGRAMS:																						
LNR 407	NA	Add funds to maintain existing Special Fund ceiling for Natural Area Reserves and Watershed Program	B			\$ 3,900,000	B			\$ 3,900,000			\$ 3,900,000			\$ 3,900,000			\$ 3,900,000			\$ 3,900,000
LNR 802	HP	Add general funds for 17 new positions and equipment: 1) 4 Archaeologist III(s), 2) 1 Burial Specialist, 3) 5 Office Assistant III(s), 4) 2 Cultural Historians, 5) 3 Architectural Historians, 6) 1 Ethnographer, 7) 1 Public Information Officer.	A	17.00		\$ 434,793	A	17.00		\$ 730,685			\$ 434,793			\$ 730,685			\$ 434,793			\$ 730,685
LNR 405	HA	Restore DOCARE's general fund budget for personal services, current expenses, equipment and motor vehicles	A			\$ 2,000,000	A			\$ 2,000,000			\$ 2,000,000			\$ 2,000,000			\$ 2,000,000			\$ 2,000,000
LNR 906	AA	Establish a State Sustainability Coordinator (\$75,000) and add \$10,600 operating funds	A		1.00	\$ 85,600	A		1.00	\$ 85,600		1.00	\$ 75,000		1.00	\$ 75,000		1.00	\$ 75,000		1.00	\$ 75,000
LNR 401	CA	Change MOF from federal to general funds and convert positions from temporary exempt to permanent civil service: 1) NWHI Monument Co-Manager, Pos. #118628; 2) Humpback Whale Sanctuary Co-Manager, Pos. # 109101.	P		(2.00)	\$ (253,260)	P		(2.00)	\$ (253,260)			\$ (253,260)			\$ (253,260)			\$ (253,260)			\$ (253,260)
LNR 401	CA	Change MOF from federal to general funds and convert positions from temporary exempt to permanent civil service: 1) NWHI Monument Co-Manager, Pos. #118628; 2) Humpback Whale Sanctuary Co-Manager, Pos. # 109101. Add 187,000 for operating	A	2.00		\$ 375,000	A	2.00		\$ 375,000			\$ 375,000			\$ 375,000			\$ 375,000			\$ 375,000

Department of Land and Natural Resources
Budget Decisions

Table 4

Prog ID	Sub- Org	Description of Request	MOF	Initial Department Request FY16			Initial Department Request FY17			B & F Recommendation FY16			B & F Recommendation FY17			Governor's Decision FY16			Governor's Decision FY17			
				Pos (P)	Pos (T)	\$\$\$	MOF	Pos (P)	Pos (T)	\$\$\$	Pos (P)	Pos (T)	\$\$\$	Pos (P)	Pos (T)	\$\$\$	Pos (P)	Pos (T)	\$\$\$	Pos (P)	Pos (T)	\$\$\$
LNR 402	DA	Add funds to maintain State Funding to Kure Atoll Field Station	A			\$ 250,000	A			\$ 250,000												
LNR 405	HA	Convert Community Fisheries Enforcement Units temporary positions to permanent, provide additional funding to cover full salaries and other personal services (\$316,620), and operating expenses, equipment and motor vehicles.	A	12.00	(12.00)	\$ 1,161,864	A	12.00	(12.00)	\$ 915,624												
LNR 906	AA	Lipoa Point: general funds for surveying, planning, impact statement and maintenance of the property in the Maui District	A			\$ 1,000,000	A			\$ 300,000												
LNR 802	HP	Digitization all of the SHPD reports, records and files by service contract and development (\$350,000) and installation of a new Integrated Information Management (\$500,000).	A			\$ 850,000	A															
LNR 401	CA	Change MOF from other federal funds to general funds and convert position from temporary to permanent: Incidental Take Permit Coordinator (pos. #118784)	P		(0.50)	\$ (39,405)	P		(0.50)	\$ (39,405)												
LNR 401	CA	Change MOF from other federal funds to general funds and convert position from temporary to permanent: Incidental Take Permit Coordinator (pos. #118784); \$32,820 projects operational cost.	A	1.00	(0.50)	\$ 60,570	A	1.00	(0.50)	\$ 60,570												
LNR 402	DA	Add funds to maintain existing funding for interagency invasive species prevention, control projects	A			\$ 6,000,000	A			\$ 6,000,000												
LNR 906	AA	Request funds for Aha Moku for payroll and operating expenses	A			\$ 114,780	A			\$ 114,780												
LNR 402	DA	Equipment for fire, natural disaster and emergency response.	A			\$ 1,500,000	A			\$ 1,500,000												
LNR 906	AA	Add 3 positions and funds for the Administrative services Office: 1) Accountant IV, 2) Account Clerk IV, 3) Office Assistant III	A	3.00		\$ 59,280	A	3.00		\$ 106,560												
LNR 401	CA	Convert 6 positions from temporary to permanent: Aquatic Biologist IV (pos.# 120822), Aquatic Biologist III (pos.# 120623), and 4 Fishery Technician IV (pos. #'s 120814, 120815, 120816, & 120817)	A	6.00	(6.00)		A	6.00	(6.00)													
LNR 401	CA	Establish 3 new positions for DAR: 1) Aquatic Biologist IV; 2) Program Specialist IV; and 3) Education Specialist IV	A	3.00		\$ 71,100	A	3.00		\$ 142,000												
LNR 801	CH	Establish a Planner IV position to serve as the Day Use Mooring Coordinator	B	1.00		\$ 36,024	B	1.00		\$ 72,048												

Department of Land and Natural Resources
Budget Decisions

Table 4

Prog ID	Sub- Org	Description of Request	Initial Department Request FY16				Initial Department Request FY17				B & F Recommendation FY16			B & F Recommendation FY17			Governor's Decision FY16			Governor's Decision FY17			
			MOF	Pos (P)	Pos (T)	\$\$\$	MOF	Pos (P)	Pos (T)	\$\$\$	Pos (P)	Pos (T)	\$\$\$	Pos (P)	Pos (T)	\$\$\$	Pos (P)	Pos (T)	\$\$\$	Pos (P)	Pos (T)	\$\$\$	
LNR 906	AA	Add funds for operational expenses for communications and outreach	A			\$ 30,000	A			\$ 30,000													
LNR 401	CA	Add general funds for: (2) Program Specialist VI, (1) Planner IV, (1) Program Specialist IV, Operating Expenses for Operating Resources Management Plan Leader (\$150,000), Community-Based (\$110,000), Marine Specialist (\$10,000), & Marine Crisis (\$110,000)	A	4.00		\$ 490,120	A	4.00		\$ 490,120													
LNR 906	AA	Request General Funds to fund KIRC payroll and other expenses	A		19.00	\$ 2,770,244	A		21.00	\$ 2,788,679													
LNR 906	AA	Request for Federal Funds to fund KIRC program operation expenses	P			\$ 37,095	P																
LNR 806	FI	Increase Sate Parks Special Fund ceiling by \$1,000,000 in FY 16 and \$1,000,000 in FY 17.	B			\$ 1,000,000	B			\$ 1,000,000													
LNR 801	CH	Increase DOBOR expenditure ceiling to cover the full year's salaries of 11 positions	B			\$ 281,969	B			\$ 281,969													
LNR 101	EA	Increase ceiling for Land Conservation Fund (DOFAW)	B			\$ 1,700,000	B			\$ 1,700,000													
LNR 404	GC	Increase Water Resource Management Fund expenditure ceiling to cover full salaries of two authorized partially-funded full-time permanent positions.	B			\$ 65,360	B			\$ 65,360													
LNR 101	EA	Add funds for 6 months salary/fringes; and convert the following positions form temporary to permanent: 1) Shoreline Disposition Specialist \$34,790; 2) Costal Lands Program Specialist, \$39,334	B	2.00	(2.00)	\$ 74,124	B	2.00	(2.00)	\$ 74,124													
LNR 407	NA	Increase expenditure ceiling to cover full salary of 7 temporary positions	B			\$ 216,472	B			\$ 216,472													
LNR 906	AA	Request 6 month salary and fringe for 3 positions:2 Personnel Management Specialist and Accountant IV	B			\$ 70,434	B			\$ 70,434													
LNR 407	NA	Add Funds for (8) Motor Vehicles , Oahu(2 - 4 X 4Truck), Hawaii(1 - 4x4 Truck) Maui (2 - 4X4 Truck, 1 Passenger van), Kauai (2 - 4 x 4 Truck)	B			\$ 390,000	B																
LNR 906	AA	Convert Personnel Management Specialist III and Accountant IV positions from temporary to permanent	B	2.00	(2.00)		B	2.00	(2.00)														
LNR 172	DA	Increase special fund ceiling for other operating expenses	B			\$ 1,300,000	B			\$ 1,300,000													
LNR 172	DA	Convert from Temporary to Permanent, Forestry & Wildlife Technician IV (Maui) Position#112450.	B	1.00	(1.00)		B	1.00	(1.00)														

Department of Land and Natural Resources
Budget Decisions

Table 4

Prog ID	Sub- Org	Description of Request	Initial Department Request FY16				Initial Department Request FY17				B & F Recommendation FY16			B & F Recommendation FY17			Governor's Decision FY16			Governor's Decision FY17		
			MOF	Pos (P)	Pos (T)	\$\$\$	MOF	Pos (P)	Pos (T)	\$\$\$	Pos (P)	Pos (T)	\$\$\$	Pos (P)	Pos (T)	\$\$\$	Pos (P)	Pos (T)	\$\$\$	Pos (P)	Pos (T)	\$\$\$
LNR 401	CA	Convert DAR Accountant IV (pos.#120594) from temporary to permanent	N	0.75	(0.75)		N	0.75	(0.75)													
LNR 401	CA	Convert DAR Accountant IV (pos.#120594) from temporary to permanent	A	0.25	(0.25)		A	0.25	(0.25)													
LNR 407	NA	Convert 15 positions from temporary to permanent (Statewide) for Watershed Initiative	B	15.00	(15.00)		B	15.00	(15.00)													
LNR 402	DA	Add funds for Alala Native Crow Reintroduction	A			\$ 800,000	A			\$ 800,000												
LNR 401	CA	Japanese Tsunami Marine Debris Coordinator (pos # 91503C)	P		1.00	\$ 76,000	P															
LNR 405	HA	To establish and fund the personal services and operational costs for one (1) Program Specialist VI and Program Specialist IV positions to support the Division of Conservation and Resources Enforcement's administrative, state, federal programs, operations.	A	2.00		\$ 145,802	A	2.00		\$ 177,000												
LNR 405	HA	To establish and fund four (4) Investigator IV positions and related operational expenses to support the implementation of a department wide civil resource violation system.	A	4.00		\$ 479,824	A	4.00		\$ 312,648												
LNR 402	DB	Add Funds for the transfer from HDOT For Invasive Monitoring	U			\$ 300,000	U			\$ 300,000												
LNR 906	AA	Delete 3 PLDC positions: Executive Director, Program Officer and Secretary	B		(3.00)	\$ (350,000)	B		(3.00)	\$ (350,000)												
				76.00	(24.00)	28,582,318		76.00	(23.00)	18,801,981	-	1.00	1,173,528	-	1.00	(6,640,027)	-	1.00	173,528	-	1.00	(6,640,027)
			A	54.25	1.25	18,678,977		54.25	3.25	17,179,266	-	1.00	75,000	-	1.00	75,000	-	1.00	75,000	-	1.00	75,000
			B	21.00	(23.00)	13,647,814		21.00	(23.00)	12,563,838	-	-	4,963,431	-	-	4,233,431	-	-	3,963,431	-	-	4,233,431
			N	3.25	0.25	2,101,124		0.75	2.75	2,486,569	2.50	1.00	1,651,124	2.50	1.00	2,036,569	2.50	1.00	1,651,124	2.50	1.00	2,036,569
			P	(2.50)	(2.50)	(6,203,245)		-	(6.00)	(13,785,340)	(2.50)	(1.00)	(5,573,675)	(2.50)	(1.00)	(13,042,675)	(2.50)	(1.00)	(5,573,675)	(2.50)	(1.00)	(13,042,675)
			R	-	-	-		-	-	-	-	-	-	-	-	-	-	-	-	-	-	-
			S	-	-	-		-	-	-	-	-	-	-	-	-	-	-	-	-	-	-
			T	-	-	11,386		-	-	11,386	-	-	11,386	-	-	11,386	-	-	11,386	-	-	11,386
			U	-	-	346,262		-	-	346,262	-	-	46,262	-	-	46,262	-	-	46,262	-	-	46,262
			V	-	-	-		-	-	-	-	-	-	-	-	-	-	-	-	-	-	-
			W	-	-	-		-	-	-	-	-	-	-	-	-	-	-	-	-	-	-
			X	-	-	-		-	-	-	-	-	-	-	-	-	-	-	-	-	-	-

Department of Land and Natural Resources
Proposed Budget Reductions

Table 5

Prog ID	Sub- Org	Description of Reduction	Impact of Reduction	MOF	FY16			FY17			FY15 Restriction (Y/N)
					Pos (P)	Pos (T)	\$\$\$	Pos (P)	Pos (T)	\$\$\$	
LNR 153	CB	Decrease in Federal Fund Ceiling is due to anticipated decrease in Competitive/Non-recurring Federal Awards for Fiscal Year 16 & 17.	This reduction may cause the Division to use its commercial fisheries special fund to pay for potential shortages in payroll and operating cost.	P			(96,075)			(90,075)	N
LNR 172	DA	Decrease in Federal Fund Ceiling (P) for LNR 402 due to anticipated decrease in Competitive/Non-recurring Federal Awards for Fiscal Year 16 & 17.	Land acquisition project grant awards will be reduced in the next two years. Competitive grants will be applied to offset these reductions.	P			(2,470,000)			(10,245,000)	N
LNR 401	CA	Decrease in Federal Fund Ceiling is due to anticipated decrease in Competitive/Non-recurring Federal Awards for Fiscal Year 16 & 17.	This large reduction is from various federal grants such as the Humpback Whale Sanctuary and NWHI Monument grants and is the reason the Division is requesting general funds for positions and operating monies for these two programs.	P			(1,534,463)			(1,534,463)	N
LNR 402	DB	This request will shift two and a half positions from Federal Funded MOF (P) to Federal Funded MOF (N) within LNR 402. These positions work primarily on non-game management issues and provide support recurring grants. This change reflects the primary duties of the position within the funding structure of the LNR.	These positions work primarily on non-game management issues and provide support recurring grants. This change reflects the primary duties of the position within the funding structure of the LNR.	P	(2.50)		(124,584)	(2.50)		(124,584)	N
LNR 402	DB	Transfer-out Wildlife Biologist IV, Position #120948 from LNR 402 (P) to LNR 804(N)	This Wildlife Biologist position works primarily on non-game management issues and this change reflects the primary duties of the position. (LNR 402's Hawaii Non-Game Grant , S-256)	P		(1.00)	(67,308)		(1.00)	(67,308)	N

Department of Land and Natural Resources
Proposed Budget Reductions

Table 5

<u>Prog ID</u>	<u>Sub- Org</u>	<u>Description of Reduction</u>	<u>Impact of Reduction</u>	<u>MOF</u>	<u>Pos (P)</u>	<u>Pos (T)</u>	<u>\$\$\$</u>	<u>Pos (P)</u>	<u>Pos (T)</u>	<u>\$\$\$</u>	<u>Restriction (Y/N)</u>
LNR 402	DA	To reflect the anticipated decrease in FY 16 in federal grants.	The state wildlife grant program is a Congressional appropriation that has been decreasing since 2010. Funds go to support avian conservation, wetland management, and grant coordination across the state. Competitive grants will be applied for to offset these reductions.	N			(42,223)			-	N
LNR 402	DB	Decrease in Federal Fund Ceiling (P) for LNR 402 due to anticipated decrease in Competitive/Non-recurring Federal Awards for Fiscal Year 16 & 17.	Part of the reduction is due to more federal funds going to LNR 407 for endangered plant and invertebrate projects instead of wildlife projects. The other portion of the reduction is due to competitive/non-recurring federal award decrease based on non-awarded applications submitted last year. An increase may be requested if other competitive applications are awarded.	P			(1,000,000)			(1,000,000)	N
LNR 805	CB	Change MOF from "P" to "N" for Federal Aid Sport Fish formula based grant funds for the Artificial Reef project.	No impact; changing the MOF from federal funds to other federal funds	P			(733,254)			(733,254)	N
			Totals		(2.50)	(1.00)	\$ (5,971,832)	(2.50)	(1.00)	\$ (13,704,609)	
			Federal Funds	N	-	-	(42,223)	-	-	-	
			Other Federal Funds	P	(2.50)	(1.00)	(5,929,609)	(2.50)	(1.00)	(13,704,609)	

Department of Land and Natural Resources
Proposed Budget Additions

Table 6

<u>Prog ID</u>	<u>Sub- Org</u>	<u>Addition Type</u>	<u>Prog ID Priority</u>	<u>Dept- Wide Priority</u>	<u>Description of Addition</u>	<u>Justification</u>	<u>MOF</u>	<u>Pos (P)</u>	<u>Pos (T)</u>	<u>\$\$\$</u>	<u>Pos (P)</u>	<u>Pos (T)</u>	<u>\$\$\$</u>
LNR 906	AA	AR	1	1	Establish a State Sustainability Coordinator position	The purpose of the State Sustainability Coordinator position is to coordinate interagency and partnership initiatives in support of the goals and principles outlined in Act 181 Relating to Sustainability, which establishes sustainability as a state priority. This unique position also serves as the State government lead for the Aloha+ Challenge, which was unanimously endorsed by the 2014 Legislature in Senate Resolution 69. Meeting the 2030 targets of the Aloha+ Challenge will require cross-sector and multi-jurisdictional collaboration. The State Sustainability Coordinator position works across state departments to break down silos, while also working closely with the counties, Office of Hawaiian Affairs, federal agencies, and diverse stakeholders from the community and private sector to effectively align efforts and leverage funding for a more strategic, integrated and cost-effective approach to implementation.	A		1.00	75,000		1.00	75,000
LNR 101	EA	NR	1	2	Reauthorize spending ceiling for Redesign/Upgrade of State Lands Information Management System (SLIMS)	The Land Division is requesting reauthorization for a spending ceiling increase for the State Lands Information Management System (SLIMS) Redesign/Upgrade. For FY2015, \$1.3 million was approved and authorized for spending on the SLIMS upgrade. The project is planned to be done in two phases with two different vendor contracts. The first part of this is for a consulting vendor to assist with planning and specification development. The IS staff is currently in this phase during FY2015. We anticipate the consulting services will be for approximately \$300,000. After the specifications are developed, we then plan to post the specifications, inviting vendors to submit proposals/bids for the hardware, software application development and support. We anticipate that this process to identify and contract with a final vendor will extend into FY 2016. Therefore, we would like to request that \$1 million of the \$1.3 million that was approved last year be reauthorized for spending in FY 2016. The total estimated funds for this project remains unchanged at \$1.3 million. There are adequate funds available for this request.	B			1,000,000			
LNR 111	BA	NR	1	3	Digitization of Microfilm archives stored on microfilm to create more accessibility of recorded documents to the public. Anticipated multi-year project.	Increase the Special Fund ceiling by \$250,000 FY 2016 and \$500,000 FY 2017 to continue the digitization of documents stored on microfilm. This will allow the public to access the documents through the Bureau of Conveyances website.	B			250,000			500,000

Department of Land and Natural Resources
Proposed Budget Additions

Table 6

Prog ID	Sub- Org	Addition Type	Prog ID Priority	Dept- Wide Priority	Description of Addition	Justification	MOF	Pos (P)	Pos (T)	\$\$\$	Pos (P)	Pos (T)	\$\$\$
LNR 402	DA	FF	1	4	Conversion of Positions & Funds from MOF P to N, Accountant IV, Position #110303, Wildlife Biologist V, Position#10945 and Procurement Specialist I, Position#120311	This request will shift two and a half positions from Federal Funded MOF (P) to Federal Funded MOF (N) within LNR 402. These positions work primarily on non-game management issues and provide support recurring grants. This change reflects the primary duties of the position within the funding structure of the LNR.	N	2.50		124,584	2.50		124,584
LNR 804	DA	FF	1	2	Transfer- in Wildlife Biologist IV, Position #120948 from LNR 402 (P) to LNR 804(N)	This request will shift one position from LNR 804 (N) to LNR 402 (N). This Wildlife Biologist position works primarily on non-game management issues and this change reflects the primary duties of the position. (LNR 402's Hawaii Non-Game Grant , S-256)	N		1.00	67,308		1.00	67,308
LNR 101	EA	NG	2	6	Ceiling increase	To cover new fringe benefit assessment increase to 52%.	B			628,349			628,349
LNR 111	BA	NG	2	7	Ceiling increase	To cover new fringe benefit assessment increase to 52%.	B			517,456			517,456
LNR 141	GA	NG	1	8	Ceiling increase	To cover new fringe benefit assessment increase to 52%.	B			7,253			7,253
LNR 153	CB	NG	1	9	Ceiling increase	To cover new fringe benefit assessment increase to 52%.	B			1,964			1,964
LNR 153	CB	NG	2	10	Ceiling increase	To cover new fringe benefit assessment increase to 52%.	P			16,058			16,058
LNR 172	CB	NG	1	11	Ceiling increase	To cover new fringe benefit assessment increase to 52%.	B			130,975			130,975
LNR 401	CA	NG	1	12	Ceiling increase	To cover new fringe benefit assessment increase to 52%.	N			2,171			2,171
LNR 401	CA	NG	2	13	Ceiling increase	To cover new fringe benefit assessment increase to 52%.	P			52,388			52,388
LNR 402	DB	NG	2	14	Ceiling increase	To cover new fringe benefit assessment increase to 52%.	N			50,967			50,967
LNR 402	DB	NG	3	15	Ceiling increase	To cover new fringe benefit assessment increase to 52%.	P			53,652			53,652
LNR 402	DA	NG	4	16	Ceiling increase	To cover new fringe benefit assessment increase to 52%.	T			11,386			11,386
LNR 402	DB	NG	5	17	Ceiling increase	To cover new fringe benefit assessment increase to 52%.	U			46,262			46,262
LNR 404	GA	NG	1	18	Ceiling increase	To cover new fringe benefit assessment increase to 52%.	B			34,948			34,948
LNR 405	HA	NG	1	19	Ceiling increase	To cover new fringe benefit assessment increase to 52%.	B			248,447			248,447

Department of Land and Natural Resources
Proposed Budget Additions

Table 6

Prog ID	Sub- Org	Addition Type	Prog ID Priority	Dept- Wide Priority	Description of Addition	Justification	MOF	Pos (P)	Pos (T)	\$\$\$	Pos (P)	Pos (T)	\$\$\$
LNR 405	HA	NG	2	20	Ceiling Increase	To cover new fringe benefit assessment increase to 52%.	N			2,007			2,007
LNR 407	NA	NG	1	21	Ceiling increase	To cover new fringe benefit assessment increase to 52%.	B			389,140			389,140
LNR 407	NA	NG	2	22	Ceiling increase	To cover new fringe benefit assessment increase to 52%.	P			4,911			4,911
LNR 801	CH	NG	1	23	Ceiling increase	To cover new fringe benefit assessment increase to 52%.	B			1,172,546			1,172,546
LNR 802	HP	NG	1	24	Ceiling increase	To cover new fringe benefit assessment increase to 52%.	N			49,627			49,627
LNR 804	DA	NG	2	25	Ceiling increase	To cover new fringe benefit assessment increase to 52%.	N			68,027			68,027
LNR 805	CB	NG	1	26	Ceiling increase	To cover new fringe benefit assessment increase to 52%.	B			2,419			22,419
LNR 806	FI	NG	1	27	Ceiling increase	To cover new fringe benefit assessment increase to 52%.	B			344,475			344,475
LNR 810	GD	NG	1	28	Ceiling increase	To cover new fringe benefit assessment increase to 52%.	B			45,762			45,762
LNR 906	AA	NG	2	29	Ceiling increase	To cover new fringe benefit assessment increase to 52%.	B			189,697			189,697
LNR 402	DA	FF	6	30	Federal fund ceiling adjustment	To reflect the anticipated decrease in FY 17 in recurring grants.	N			-			147,816
LNR 407	NA	FF	3	31	Federal fund ceiling adjustment	Increase Federal Fund Ceiling for LNR 407 due to anticipated increase in Federal Awards.	P			325,000			625,000
LNR 804	DA	FF	3	32	Federal fund ceiling adjustment	Increase Federal Fund Ceiling for LNR 804 due to anticipated increase in Federal Awards.	N			594,950			790,356
LNR 805	CB	FF	2	33	Federal fund ceiling adjustment	Change MOF from "P" to "N" for Federal Aid Sport Fish formula based grant funds for the Artificial Reef project.	N			733,706			733,706
Totals								2.50	2.00	7,241,435	2.50	2.00	7,154,657
General							A	-	1.00	75,000.00	-	1.00	75,000.00
Special							B	-	-	4,963,431.00	-	-	4,233,431.00
Federal Funds							N	2.50	1.00	1,693,347.00	2.50	1.00	2,036,569.00
Other Federal Funds							P	-	-	452,009.00	-	-	752,009.00
Trust							T	-	-	11,386.00	-	-	11,386.00
Inter-departmental Transfer							U	-	-	46,262.00	-	-	46,262.00

Department of Land and Natural Resources
FY15 Restrictions

Table 7

<u>Prog ID</u>	<u>Sub-Org</u>	<u>MOF</u>	<u>Budgeted by Dept</u>	<u>Restriction</u>	<u>Difference Between Budgeted & Restricted</u>	<u>Percent Difference</u>	<u>Impact</u>
LNR 141	GA	A	202,750	20,275	182,475	90.0%	The majority of LNR 141 general funds for "Other Current Expenses" are "pass through" funds provided to the Soil and Water Conservation District (SWCD) program. The SWCD program, as mandated by HRS Chapter 180, is administratively attached to DLNR. Reductions in SWCD program funding have hindered each of the 16 districts' ability to assist land occupiers (farmers, ranchers, state lessees, etc.) in developing the conservation plans required to begin operations. This delay would have economic impact as planned farming and ranching operations would not commence as intended. Also, the districts' ability to participate in flood control projects, surveys, investigations, research and community outreach would also be reduced. As more restrictions are imposed, obviously the more impacts it will have on the activities that can be performed by each district. As to the specific impact of the restrictions, since each district manages/prioritizes its own activities, detailed impacts are difficult to ascertain.
LNR 153	CB	A	561,740	56,174	505,566	90.0%	Restriction caused use of the commercial fisheries special fund to pay for Commercial Marine Licensing System modifications
LNR 172	DA	A	1,410,695	141,070	1,269,626	90.0%	Division's inability to suppress invasive species including insects, feral animals and plants. Existing positions will be also be in jeopardy.
LNR 401	CA	A	2,556,344	281,766	2,274,578	89.0%	Delayed certain PO's until beginning of the 2nd quarter and asked staff to hold off purchasing unless absolutely needed
LNR 402	DA	A	3,722,025	372,203	3,349,823	90.0%	Decreased operational funding in order to maintain payroll expenses for 1 position (Forester III #118677). Primary operating expenditures reduction includes management of Kawainui Marsh in Oahu, base operations for district wildlife biologists across the state and would also impact the required state match on Federal Grants.
LNR 404	GC	A	2,213,161	221,316	1,991,845	90.0%	1) Reduced public outreach and education on ground- and surface-water resource regulation, management, and protection; 2) Diminished response and resolution of citizen complaints and disputes on the Neighbor Islands due to limiting travel.
LNR 405	HA	A	8,310,431	831,043	7,479,388	90.0%	See Tab "Table 7 - Attachment - DOCARE"
LNR 407	NA	A	822,575	82,258	740,318	90.0%	The restriction would prevent the re-hiring of and operating budget for 2 vacant positions. These positions maintain capital improvement project investments and staff programs that provide Hawaii's fresh water, reduce greenhouse gas emissions and damaging effects of climate change, reduce flooding, erosion, wildfires and protect Hawaii's biologically and culturally important species and natural areas.
LNR 801	CH	A	450,000	45,000	405,000	90.0%	The grantee will only have 90% of the funds to perform the grant work.

Department of Land and Natural Resources
FY15 Restrictions

Table 7

<u>Prog ID</u>	<u>Sub-Org</u>	<u>MOF</u>	<u>Budgeted by Dept</u>	<u>Restriction</u>	<u>Difference Between Budgeted & Restricted</u>	<u>Percent Difference</u>	<u>Impact</u>
LNR 802	HP	A	1,508,044	150,804	1,357,240	90.0%	The \$150,804 restriction, resulting in a reduction in payroll (\$126,389) along with other current expenditures (\$24,416), will have a negative impact on the Division's capacity to fulfill its mandates under HRS 6E-8, 6E-10, 6E-42, 6E-43, and NHPA Section 106 regarding the SHPD's timely and proper response in reviewing permits, submittals and reports, as well as responding to the notification of historic native Hawaiian cultural sites, burials and its proper determination. In addition, it will severely limit the program staff's ability to conduct and attend required business meetings and trainings while restricting all related travel expenditures.
LNR 804	DA	A	1,251,336	125,134	1,126,202	90.0%	The restriction would mean 50-75% cut on operating expenditures. Operating cuts would impact the required state match on most federal funded projects such as the Recreational Trails Program and the Game Management Grant.
LNR 805	CB	A	265,524	420	265,104	99.8%	Restriction taken out of LNR 401 as operating budget is only \$4,203 and payroll tight even with 2 vacancies
LNR 806	FA	A	4,752,156	475,216	4,276,940	90.0%	This level of adjustment will have a serious impact on the ability to maintain park facilities and pay utility bills, and represents approximately 50% of the statewide utility costs funded by the General Fund.
LNR 906	AA	A	1,925,602	192,560	1,733,042	90.0%	There may not be enough funds to cover the salaries in the 4th quarter of the fiscal year.
			29,952,383	2,995,238	26,957,146	90.0%	

**TABLE 7 - RESTRICTIONS
DOCARE ATTACHMENT**

DOCARE, in partnership with the Conservation International Foundation and the Harold K.L. Castle Foundation, launched a pilot Community Fisheries Enforcement Unit (CFEU) on the North Shore of Maui. The purpose of the pilot project was to respond to the community's longstanding request for increased fisheries enforcement and presence, test the proposed model for dedicated fisheries enforcement, and provide outreach and education to members of the community about marine ecology, pono fishing practices, and fishing regulations. The short term of the Maui project proved to be highly successful by yielding high rates of compliance and community involvement. Due to the success of the pilot project on Maui, twelve (12) temporary positions and operating funds was authorized by the 2014 Legislature for the establishment of CFEU's throughout the State. The achievements of the Maui CFEU pilot project, has proven that long term protection of marine resources is an end product of enforcement, community involvement and education. However, the proposed ten percent (10%) downward adjustment to DOCARE's general fund appropriation will force the division to eliminate ALL twelve (12) of the legislatively approved positions, 100% of operational funding for the CFEU program, and, most importantly cease the implementation of the CFEU programs on the islands of Hawaii, Oahu and Kauai and halting the growth of the Maui CFEU program. This action thoroughly diminishes the states commitment to uphold its mandate to protect public trust resources; the promoting of compliance with laws and regulations, increased public education and information sharing, and providing for long term sustainment, conservation and protection of the State's fisheries.

The 10% adjustment also severely impacts DOCARE's normal appropriated budget and the division's ability to provide mandated protection of the State's historical, natural, cultural and recreational resources. As the divisions current operating funds proves insufficient to sustain current enforcement operations and services, the downward budget adjustment will force the division to eliminate four (4) permanent Conservation Resource Enforcement Officer (CREO) positions, as well as adjust down its operating expense budget. This reduction of enforcement personnel and funding will only further burden the understaffed operations experienced by the DOCARE branch and administrative offices. In 2008, when DOCARE's operational budget was previously reduced from \$2.8 million to \$580,000 recruitment for CREO vacancies was ceased due to insufficient funding to equip and train new officers; creating a void in enforcement presence and causing the Division to scale back holiday and night patrols; times in which the public uses the resources the most. The lack of enforcement presence drew strong public criticism, lowered public confidence of the Department of Land and Natural Resources and resulted in frequent reports of violations which were unable to be addressed and complaints being unable to be serviced in a timely manner.

Though the 2014 Legislature approved \$577,000 of increased funding, this will only fund the recruitment and hiring of five (5) CREO's. DOCARE continues to struggle with filling its remaining vacancies due to the limited operation funding currently appropriated. Aside of the Division's mandated protection of the states historical, natural, cultural and recreational resources, DOCARE is also tasked with providing public safety duties during periods of natural disaster, civil defense emergencies and homeland security threats, all of which are unpredictable. Any reduction of enforcement personnel and funds to support them critically hamper the Division's capabilities to respond appropriately and will increase risk to the public and liability to the State. Further, many of these types of operations will incur increased costs of fuel, vehicle and vessel maintenance, travel and purchase of specialized equipment, which may be restricted by any cutback in operating funding. In summary, the public expects a greater DOCARE enforcement presence in their communities; a presence currently diminished by the divisions budget shortfalls which in turn hinders the division to put boots on the ground. Any additional reduction of personnel and funding to DOCARE will only prove to be a disservice to the public we serve.

Department of Land and Natural Resources
Expenditures Exceeding Appropriation Ceilings in FY14 and FY15

Table 9

<u>Prog ID</u>	<u>MOF</u>	<u>Date</u>	<u>Appropriation</u>	<u>Amount Exceeding Appropriation</u>	<u>Percent Exceeded</u>	<u>Reason for Exceeding Ceiling</u>	<u>Legal Authority</u>	<u>Recurring (Y/N)</u>	<u>GF Impact (Y/N)</u>
LNR 401	N	8/15/2013	\$ 1,416,709	\$ 116,541	8.3%	Additional grant funding from U.S. Fish & Wildlife Service obtained in June 2013	P.L. 81-681	Y	N
LNR 401	P	8/15/2013	\$ 2,062,000	\$ 292,500	14.2%	Additional grant funding from National Oceanic & Atmospheric Administration obtained in June 2013	P.L. 106-562	N	N
LNR 805	N	8/15/2013	\$ 1,021,746	\$ 165,004	16.1%	Additional grant funding from U.S. Fish & Wildlife Service obtained in June 2013	P.L. 81-681	Y	N
LNR 805	N	8/15/2013	\$ 1,021,746	\$ 147,500	14.4%	Additional grant funding from U.S. Fish & Wildlife Service obtained in June 2013	P.L. 81-681	Y	N
LNR 804	N	9/19/2014	\$ 1,875,426	\$ 480,000	26.0%	Notification of the availability of federal funds was not received until the appropriation ceilings were established during the 2014 legislative session	HRS, 171-3	Y	N
LNR 172	P	10/6/2014	\$ 160,000	\$ 100,000	63.0%	Notification of the availability of federal funds was not received until the appropriation ceilings were established during the 2014 legislative session	HRS, 171-3	Y	N
LNR 172	P	10/6/2014	\$ 2,133,383	\$ 100,000	5.0%	Notification of the availability of federal funds was not received until the appropriation ceilings were established during the 2014 legislative session	HRS, 171-3	Y	N
LNR 172	P	10/6/2014	\$ 600,000	\$ 200,000	33.0%	Notification of the availability of federal funds was not received until the appropriation ceilings were established during the 2014 legislative session	HRS, 171-3	Y	N

Department of Land and Natural Resources
 Intradepartmental Transfers in FY14 and FY15

Table 10

<u>Actual or Anticipated Date of Transfer</u>	<u>MOF</u>	<u>Pos (P)</u>	<u>Pos (T)</u>	<u>\$\$\$</u>	<u>From Prog ID</u>	<u>Percent of Program ID Appropriation Transferred From</u>	<u>To Prog ID</u>	<u>Percent of Receiving Program ID Appropriation</u>	<u>Reason for Transfer</u>	<u>Recurring (Y/N)</u>
		-	-	\$ -						

Department of Land and Natural Resources
Active Federal Awards as of December 1, 2014

Table 11

State Expending Agency	Program ID	Award Number	CFDA Number	Award Description	Awarding Federal Agency	Award Amount	Award Amount	State Appropriation Symbol	State Fund Match (If Any)	Contact Name	Contact Phone	Contact Email
							Allocated to the Pgm ID in Column B					
C	LNR153	NA13NMF437	11.437	WESPAC FIN	Dept. of Commerce	84,075.00	84,075.00	S-15-509-C	0.00	Reginald Kokubun	587-0084	Reginald.M.Kokubun@hawaii.gov
C	LNR153	NA13NMF407	11.407	IFA - Web based Internet	Dept. of Commerce	66,594.00	66,594.00	S-15-520-C	0.00	Reginald Kokubun	587-0084	Reginald.M.Kokubun@hawaii.gov
C	LNR153	F14AF00512	15.605	F12D39	Dept. of the Interior	780,000.00	330,000.00	S-15-202-C	260,000.00	Michael Fujimoto	587-0085	Michael.M.Fujimoto@hawaii.gov
C	LNR172	10-DG-11052C	10.680	Forest Health Protection	Dept. of Agriculture	205,000.00	205,000.00	S-14-518-C	205,000.00	Irene Sprecher	587-4167	Irene.M.Sprecher@hawaii.gov
C	LNR172	10-DG-11052C	10.680	Forest Health Protection -Invasive Plants	Dept. of Agriculture	515,000.00	515,000.00	S-15-519-C	515,000.00	Irene Sprecher	587-4167	Irene.M.Sprecher@hawaii.gov
C	LNR172	10-DG-11052C	10.678	Forest Stewardship Program	Dept. of Agriculture	80,000.00	80,000.00	S-14-517-C	80,000.00	Irene Sprecher	587-4167	Irene.M.Sprecher@hawaii.gov
C	LNR172	11-DG-11052C	10.680	Molokai Forest Restoration	Dept. of Agriculture	275,000.00	275,000.00	S-14-512-C	275,000.00	Irene Sprecher	587-4167	Irene.M.Sprecher@hawaii.gov
C	LNR172	11-DG-11052C	10.678	Waianae Kai Watershed Forest Protection & Restoration	Dept. of Agriculture	270,633.00	270,633.00	S-14-512-C	270,633.00	Irene Sprecher	587-4167	Irene.M.Sprecher@hawaii.gov
C	LNR172	11-DG-11052C	10.678	Puuwaawaa Watershed Water System Improvement	Dept. of Agriculture	269,883.00	269,883.00	S-14-512-C	270,000.00	Irene Sprecher	587-4167	Irene.M.Sprecher@hawaii.gov
C	LNR172	12-DG-11052C	10.680	Kauai Watershed Habitat Protection & Enhancement	Dept. of Agriculture	300,000.00	300,000.00	S-14-512-C	300,000.00	Irene Sprecher	587-4167	Irene.M.Sprecher@hawaii.gov
C	LNR172	12-DG-11052C	10.676	Forest Legacy	Dept. of Agriculture	30,000.00	30,000.00	S-15-516-C	10,066.00	Irene Sprecher	587-4167	Irene.M.Sprecher@hawaii.gov
C	LNR172	12-DG-11052C	10.678	Biodiversity of Hawaii and Guam's Island Ecosystems	Dept. of Agriculture	30,000.00	30,000.00	S-14-512-C	34,500.00	Irene Sprecher	587-4167	Irene.M.Sprecher@hawaii.gov
C	LNR172	12-DG-11052C	10.676	Kukai'au Koa Forest	Dept. of Agriculture	2,000,000.00	2,000,000.00	S-14-512-C	666,667.00	Irene Sprecher	587-4167	Irene.M.Sprecher@hawaii.gov
C	LNR172	68-3A75-11-24	10.902	CREP Planners: Coordination, Planning, and Outreach	Dept. of Agriculture	250,000.00	250,000.00	S-14-512-C	305,000.00	Irene Sprecher	587-4167	Irene.M.Sprecher@hawaii.gov
C	LNR172	13-DG-11052C	10.675	Urban and Community Forestry	Dept. of Agriculture	215,000.00	215,000.00	S-14-513-C	215,000.00	Irene Sprecher	587-4167	Irene.M.Sprecher@hawaii.gov
C	LNR172	13-DG-11052C	10.678	Kapapala Koa Canoe Forest - Planning & Stewardship	Dept. of Agriculture	235,500.00	235,500.00	S-14-512-C	235,500.00	Irene Sprecher	587-4167	Irene.M.Sprecher@hawaii.gov
C	LNR172	13-DG-11052C	10.676	Forest Legacy - Kaawaloa Acquisition	Dept. of Agriculture	3,225,000.00	3,225,000.00	S-14-514-C	1,075,000.00	Irene Sprecher	587-4167	Irene.M.Sprecher@hawaii.gov
C	LNR172	13-DG-11052C	10.680	Poamoho Watershed Protection Program	Dept. of Agriculture	300,000.00	300,000.00	S-14-550-C	300,000.00	Irene Sprecher	587-4167	Irene.M.Sprecher@hawaii.gov
C	LNR172	13-DG-11052C	10.664	Conservation Education	Dept. of Agriculture	75,000.00	75,000.00	S-14-512-C	75,000.00	Irene Sprecher	587-4167	Irene.M.Sprecher@hawaii.gov
C	LNR172	14-DG-11052C	10.664	Landscape Scale Conservation Mgmt of Kau Forest	Dept. of Agriculture	300,000.00	300,000.00	S-15-563-C	300,000.00	Irene Sprecher	587-4167	Irene.M.Sprecher@hawaii.gov
C	LNR172	14-DG-11052C	10.664	Maui Dryland Forest Revival	Dept. of Agriculture	225,000.00	225,000.00	S-15-560-C	225,000.00	Irene Sprecher	587-4167	Irene.M.Sprecher@hawaii.gov
C	LNR172	14-DG-11052C	10.680	Cooperative Forest Health Protection	Dept. of Agriculture	260,000.00	260,000.00	S-15-518-C	260,000.00	Irene Sprecher	587-4167	Irene.M.Sprecher@hawaii.gov
C	LNR172	14-DG-11052C	10.675	Urban & Community Forestry	Dept. of Agriculture	290,000.00	290,000.00	S-15-513-C	290,000.00	Irene Sprecher	587-4167	Irene.M.Sprecher@hawaii.gov
C	LNR172	14-DG-11052C	10.664	Acacia Koa Seed Orchards for HI Forest Restoration	Dept. of Agriculture	150,000.00	150,000.00	S-15-562-C	150,000.00	Irene Sprecher	587-4167	Irene.M.Sprecher@hawaii.gov
C	LNR172	14-DG-11052C	10.678	Forest Stewardship	Dept. of Agriculture	79,000.00	79,000.00	S-15-561-C	79,000.00	Irene Sprecher	587-4167	Irene.M.Sprecher@hawaii.gov
C	LNR401	NA10NMF472	11.472	Conservation & Mgmt of Hawaiian Monk Seals & Sea Turtle	Dept. of Commerce	968,920.00	968,920.00	S-14-511-C	310,218.00	Elia Herman	587-0106	Elia.Y.Herman@hawaii.gov
C	LNR401	NA11NMF463	11.463	Kaneohe Bay	Dept. of Commerce	285,724.00	285,724.00	S-14-511-C	153,852.00	Katharine Hind	587-0090	Katharine.A.Hind@hawaii.gov
C	LNR401	MOA-2010-04	11.429	Hawaiian Islands Humpback Whale Marine Sanctuary	Dept. of Commerce	85,000.00	85,000.00	S-15-523-C	0.00	Elia Herman	587-0106	Elia.Y.Herman@hawaii.gov
C	LNR401	MOA-2012-03	11.429	Papahānaumokuākea Monument	Dept. of Commerce	76,000.00	76,000.00	S-15-524-C	0.00	Maria Carnevale	587-0099	Maria.A.Carnevale@hawaii.gov
C	LNR401	P13AC00436	15.944	Recruitment Dynamics of Scleractinian Corals along Kona	Dept. of the Interior	30,250.00	30,250.00	S-14-263-C	0.00	Ray Uchimura	587-0096	Ray.K.Uchimura@hawaii.gov
C	LNR401	NA13NMF437	11.437	Marine Recreational Fishing Survey	Dept. of Commerce	290,000.00	290,000.00	S-14-525-C	0.00	Thomas Ogawa	587-0093	Thomas.K.Ogawa@hawaii.gov
C	LNR401	NA13NOS482C	11.482	Coral Reef Management	Dept. of Commerce	662,690.00	662,690.00	S-14-551-C	513,093.00	Ray Uchimura	587-0096	Ray.K.Uchimura@hawaii.gov
C	LNR401	NA13NOS482C	11.482	Coral Reef Management	Dept. of Commerce	628,713.00	628,713.00	S-15-551-C	474,274.00	Ray Uchimura	587-0096	Ray.K.Uchimura@hawaii.gov
C	LNR401	NA13NMF472	11.472	Conservation & Mgmt of Hawn Monk Seals & Sea Turtles	Dept. of Commerce	466,182.00	466,182.00	S-15-526-C	146,355.00	Elia Herman	587-0106	Elia.Y.Herman@hawaii.gov
C	LNR401	F13AP00712	15.608	Aquatic Invasive Species Management	Dept. of the Interior	24,286.00	24,286.00	S-14-529-C	6,071.50	Ray Uchimura	587-0096	Ray.K.Uchimura@hawaii.gov
C	LNR401	F14AF00530	15.605	F13C39	Dept. of the Interior	120,000.00	120,000.00	S-15-203-C	40,000.00	Michael Fujimoto	587-0085	Michael.M.Fujimoto@hawaii.gov
C	LNR401	F14AF00515	15.605	F14R39	Dept. of the Interior	48,750.00	48,750.00	S-15-251-C	16,250.00	Michael Fujimoto	587-0085	Michael.M.Fujimoto@hawaii.gov
C	LNR401	F14AF00516	15.605	F15T39	Dept. of the Interior	60,000.00	60,000.00	S-15-252-C	20,000.00	Michael Fujimoto	587-0085	Michael.M.Fujimoto@hawaii.gov
C	LNR401	F14AF00517	15.605	F16T39	Dept. of the Interior	150,000.00	150,000.00	S-15-253-C	50,000.00	Michael Fujimoto	587-0085	Michael.M.Fujimoto@hawaii.gov

Department of Land and Natural Resources
Active Federal Awards as of December 1, 2014

Table 11

State Expendng Agency	Program ID	Award Number	CFDA Number	Award Description	Awarding Federal Agency	Award Amount	Award Amount	State	State Fund Match (If Any)	Contact Name	Contact Phone	Contact Email
							Allocated to the	Appropriation				
							Pgm ID in Column B	Symbol				
C	LNR401	F14AF00514	15.605	F17R39	Dept. of the Interior	1,584,750.00	777,000.00	S-15-254-C	259,000.00	Michael Fujimoto	587-0085	Michael.M.Fujimoto@hawaii.gov
C	LNR401	F14AF00510	15.605	F18AE28	Dept. of the Interior	337,500.00	337,500.00	S-15-255-C	112,500.00	Michael Fujimoto	587-0085	Michael.M.Fujimoto@hawaii.gov
C	LNR401	F14AP00429	16.608	ANS State Management Plan Support	Dept. of the Interior	24,875.00	24,875.00	S-15-529-C	6,210.75	Ray Uchimura	587-0096	Ray.K.Uchimura@hawaii.gov
C	LNR401	NA14NMF437	11.437	Marine Recreational Fishing Survey	Dept. of Commerce	330,000.00	330,000.00	S-15-525-C	0.00	Thomas Ogawa	587-0093	Thomas.K.Ogawa@hawaii.gov
C	LNR402	66-9251-6-719	10.072	Kanaha Pond Wetland Reserve Program	Dept. of Agriculture	145,385.00	145,385.00	S-14-504-C	48,462.00	John Vetter	587-4158	John.P.Vetter@hawaii.gov
C	LNR402	72-9251-6A-1	10.914	Kure Atoll	Dept. of Agriculture	143,400.00	143,400.00	S-14-504-C	47,800.00	John Vetter	587-4158	John.P.Vetter@hawaii.gov
C	LNR402	72-9251-07-0	10.914	Kawaie Wetland	Dept. of Agriculture	251,850.00	251,850.00	S-14-504-C	83,950.00	John Vetter	587-4158	John.P.Vetter@hawaii.gov
C	LNR402	F07AP00084	15.614	Restoration of Coastal Wetlands on Mana Plain, Kauai	Dept. of the Interior	1,000,000.00	1,000,000.00	S-14-504-C	500,000.00	John Vetter	587-4158	John.P.Vetter@hawaii.gov
C	LNR402	F07AP00083	15.614	Pouhala Marsh Restoration & Community Development	Dept. of the Interior	400,000.00	400,000.00	S-14-504-C	222,000.00	John Vetter	587-4158	John.P.Vetter@hawaii.gov
C	LNR402	72-9251-0-702	10.914	Mokulua & Manana Islets Restoration	Dept. of Agriculture	164,449.00	164,449.00	S-14-504-C	54,816.00	John Vetter	587-4158	John.P.Vetter@hawaii.gov
C	LNR402	72-9251-0-702	10.914	Paiko Lagoon	Dept. of Agriculture	29,820.00	29,820.00	S-14-504-C	9,940.00	John Vetter	587-4158	John.P.Vetter@hawaii.gov
C	LNR402	F10AP00002	15.634	Conservation Efforts in Kau Forest	Dept. of the Interior	150,000.00	150,000.00	S-14-204-C	0.00	John Vetter	587-4158	John.P.Vetter@hawaii.gov
C	LNR402	F10AP00010	15.657	Koloa Coordinator: Feral Mallards	Dept. of the Interior	39,424.00	39,424.00	S-14-504-C	39,424.00	John Vetter	587-4158	John.P.Vetter@hawaii.gov
C	LNR402	F11AP00021	15.657	Ungulate Fencing for Palila Recovery Surveys for Wind Power Habitat Conservation Plans	Dept. of the Interior	1,504,000.00	1,504,000.00	S-14-504-C	0.00	John Vetter	587-4158	John.P.Vetter@hawaii.gov
C	LNR402	F11AP00495	15.615	Kuka'iau Acquisition and Palila Habitat Restoration	Dept. of the Interior	900,000.00	900,000.00	S-14-504-C	300,000.00	John Vetter	587-4158	John.P.Vetter@hawaii.gov
C	LNR402	F12AP01106	15.615	Kahuku Coastline Mgmt - Hawn Hawkbill Turtles	Dept. of the Interior	1,217,114.00	1,217,114.00	S-14-504-C	1,500,000.00	John Vetter	587-4158	John.P.Vetter@hawaii.gov
C	LNR402	F12AP01107	15.615	Recover the Palila	Dept. of the Interior	1,214,000.00	1,214,000.00	S-14-504-C	0.00	John Vetter	587-4158	John.P.Vetter@hawaii.gov
C	LNR402	F12AP01108	15.634	Honu'apo Estuary Wetland Restoration Phase I	Dept. of the Interior	976,759.00	976,759.00	S-14-204-C	1,212,000.00	John Vetter	587-4158	John.P.Vetter@hawaii.gov
C	LNR402	F12AP01128	15.614	Palila Critical Habitat Fence Phase III	Dept. of the Interior	549,000.00	549,000.00	S-14-504-C	250,500.00	John Vetter	587-4158	John.P.Vetter@hawaii.gov
C	LNR402	F12AP00425	15.657	Avian Botulism Response Training & Technical Assistance	Dept. of the Interior	1,000,000.00	1,000,000.00	S-14-504-C	0.00	John Vetter	587-4158	John.P.Vetter@hawaii.gov
C	LNR402	F12PX01680	15.655	Fire Assistance	Dept. of Agriculture	49,800.00	49,800.00	S-14-504-C	8,500.00	John Vetter	587-4158	John.P.Vetter@hawaii.gov
C	LNR402	13-DG-11052C	10.664	Hawaii NonGame Management Program W-22-NG-19	Dept. of Agriculture	485,291.00	485,291.00	S-14-530-C	485,291.00	Wayne Ching	587-4173	Wayne.F.Ching@hawaii.gov
C	LNR402	F13AF00963	15.611	State Endangered Wildlife Program E-2-SWGI T-2-12	Dept. of the Interior	246,500.00	246,500.00	S-14-256-C	82,167.00	John Vetter	587-4158	John.P.Vetter@hawaii.gov
C	LNR402	F13AF01069	15.615	Pu'u Mali and Ka'oh'e Palila Mitigation Coordination and Planning of Kauai	Dept. of the Interior	1,094,766.00	1,094,766.00	S-14-535-C	390,819.00	John Vetter	587-4158	John.P.Vetter@hawaii.gov
C	LNR402	F13AF00964	15.634	Seabird HCP	Dept. of the Interior	528,726.00	528,726.00	S-14-258-C	290,900.00	John Vetter	587-4158	John.P.Vetter@hawaii.gov
C	LNR402	DTFH68-10-E4	20.205	Palila Mitigation Land Management	Dept. of Transportation	25,000.00	25,000.00	S-14-504-C	0.00	John Vetter	587-4158	John.P.Vetter@hawaii.gov
C	LNR402	F13AP00889	15.615	Restore Self-sustaining Wild Population of Alala	Dept. of the Interior	445,331.00	445,331.00	S-14-533-C	148,444.00	John Vetter	587-4158	John.P.Vetter@hawaii.gov
C	LNR402	DTFH68-11-E4	20.205	Kauai Nene Island-wide HCP	Dept. of Transportation	50,000.00	50,000.00	S-14-504-C	0.00	John Vetter	587-4158	John.P.Vetter@hawaii.gov
C	LNR402	F14AP00146	15.634	Hawaii Non-Game Mgmt Program	Dept. of the Interior	248,524.00	248,524.00	S-14-259-C	150,000.00	John Vetter	587-4158	John.P.Vetter@hawaii.gov
C	LNR402	F13AP00890	15.615	State Endangered Wildlife Program	Dept. of the Interior	508,348.00	508,348.00	S-14-552-C	169,449.00	John Vetter	587-4158	John.P.Vetter@hawaii.gov
C	LNR402	F14AF00911	15.611	SWIG	Dept. of the Interior	695,003.00	695,003.00	S-15-256-C	231,668.00	John Vetter	587-4158	John.P.Vetter@hawaii.gov
C	LNR402	F14AF00877	15.615	Initiate Captive Breeding Program for Akikiki & Akekee	Dept. of the Interior	754,683.00	754,683.00	S-15-535-C	251,650.00	John Vetter	587-4158	John.P.Vetter@hawaii.gov
C	LNR402	F14AF00750	15.634	Mauna Kea Fire Mgmt	Dept. of the Interior	478,777.00	478,777.00	S-15-258-C	257,700.00	John Vetter	587-4158	John.P.Vetter@hawaii.gov
C	LNR402	F14AC00358	15.657	Fire Assistance	Dept. of the Interior	65,000.00	65,000.00	S-15-569-C	0.00	John Vetter	587-4158	John.P.Vetter@hawaii.gov
C	LNR402	F14AP00417	15.674	Fire Assistance	Dept. of the Interior	471,389.92	471,389.92	S-15-570-C	53,610.00	John Vetter	587-4158	John.P.Vetter@hawaii.gov
C	LNR402	14-DG-11052C	10.664	State Fire Assistance PREAWARD COST	Dept. of Agriculture	75,000.00	75,000.00	S-15-530-C	75,000.00	Wayne Ching	587-4173	Wayne.F.Ching@hawaii.gov
C	LNR402	14-DG-11052C	10.664	OK TO 7/1/14	Dept. of Agriculture	500,000.00	500,000.00	S-15-530-C	500,000.00	Wayne Ching	587-4173	Wayne.F.Ching@hawaii.gov
C	LNR402	14-DG-11052C	10.664	Shooting Range Development	Dept. of Agriculture	200,000.00	200,000.00	S-15-530-C	200,000.00	Wayne Ching	587-4173	Wayne.F.Ching@hawaii.gov
C	LNR405	F11AF00147	15.611		Dept. of the Interior	732,077.00	732,077.00	S-14-205-C	243,894.33	Andrew Choy	587-0200	Andrew.W.Choy@hawaii.gov

Department of Land and Natural Resources
Active Federal Awards as of December 1, 2014

Table 11

State Expending Agency	Program ID	Award Number	CFDA Number	Award Description	Awarding Federal Agency	Award Amount	Award Amount	State Appropriation Symbol	State Fund Match (If Any)	Contact Name	Contact Phone	Contact Email
							Allocated to the Pgm ID in Column B					
C	LNR405	F11AF00147	15.611	Shooting Range Development	Dept. of the Interior	540,813.00	540,813.00	S-14-210-C	180,090.00	Andrew Choy	587-0200	Andrew.W.Choy@hawaii.gov
C	LNR405	LOA 2014-65	16.UNK	Marijuana Eradication	Dept. of Justice	270,000.00	270,000.00	S-14-538-C	0.00	Conan Akau	587-0069	Conan.V.Akau@hawaii.gov
C	LNR405	F14AF00912	15.611	Hunter Education Program	Dept. of the Interior	521,550.00	521,550.00	S-15-208-C	173,850.00	Andrew Choy	587-0200	Andrew.W.Choy@hawaii.gov
C	LNR405	F14AF01320	15.626	Online Registration Option for Hunter Ed Courses	Dept. of the Interior	77,195.00	77,195.00	pending	25,732.00	Andrew Choy	587-0200	Andrew.W.Choy@hawaii.gov
C	LNR407	F09AC00009	15.657	Kanaio NAR Dry Forest Protection & Restoration	Dept. of the Interior	350,000.00	350,000.00	S-14-507-C	170,000.00	Randall Kennedy	587-0054	Randall.W.Kennedy@hawaii.gov
C	LNR407	F12AC01367	15.657	Kaluanui Protective Fencing	Dept. of the Interior	200,000.00	200,000.00	S-14-507-C	60,000.00	Randall Kennedy	587-0054	Randall.W.Kennedy@hawaii.gov
C	LNR407	F13AF01068	15.615	State Rare Plant Program E-2-MP-15	Dept. of the Interior	825,000.00	825,000.00	S-14-541-C	275,000.00	Randall Kennedy	587-0054	Randall.W.Kennedy@hawaii.gov
C	LNR407	W9132T-13-2-	12.630	Yellow Faced Bee Species	Dept. of Defense	87,902.00	87,902.00	S-14-542-C	20,342.00	Randall Kennedy	587-0054	Randall.W.Kennedy@hawaii.gov
C	LNR407	F13AP01028	15.657	Pu'uwa'awa'a Forest Reserve Protection & Restoration	Dept. of the Interior	200,000.00	200,000.00	S-14-555-C	0.00	Randall Kennedy	587-0054	Randall.W.Kennedy@hawaii.gov
C	LNR407	F13AP00848	15.657	Ka'u Forest Reserve Invasives Control	Dept. of the Interior	50,000.00	50,000.00	S-14-554-C	0.00	Randall Kennedy	587-0054	Randall.W.Kennedy@hawaii.gov
C	LNR407	F14AP00145	15.634	Prevent Extinction of Rare Hawn Land	Dept. of the Interior	249,952.00	249,952.00	S-14-242-C	87,483.00	Randall Kennedy	587-0054	Randall.W.Kennedy@hawaii.gov
C	LNR407	F14AP00147	15.634	Conservaton Mgmt of Kau Forest Reserve	Dept. of the Interior	250,000.00	250,000.00	S-14-241-C	125,000.00	Randall Kennedy	587-0054	Randall.W.Kennedy@hawaii.gov
C	LNR407	F13AC00874	15.630	Yellow Faced Bee Habitat Enhancement	Dept. of the Interior	48,536.00	48,536.00	S-14-507-C	12,134.00	Randall Kennedy	587-0054	Randall.W.Kennedy@hawaii.gov
C	LNR407	F14AF00879	15.615	State Endangered Plant Program	Dept. of the Interior	754,682.00	754,682.00	S-15-541-C	251,560.67	Randall Kennedy	587-0054	Randall.W.Kennedy@hawaii.gov
C	LNR407	F14AP00537	15.657	Snail Extinction Prevention	Dept. of the Interior	100,000.00	100,000.00	S-15-568-C	0.00	Randall Kennedy	587-0054	Randall.W.Kennedy@hawaii.gov
C	LNR407	F14AP00121	15.614	Ahihi Kinau Coastal Wetlands Ecosystem Restoration	Dept. of the Interior	344,400.00	344,400.00	S-15-571-C	161,225.00	Randall Kennedy	587-0054	Randall.W.Kennedy@hawaii.gov
C	LNR407	F14AF00878	15.615	State Endangered Invertebrate Program	Dept. of the Interior	200,000.00	200,000.00	S-15-567-C	66,583.00	Randall Kennedy	587-0054	Randall.W.Kennedy@hawaii.gov
C	LNR801	HI-03-0034-00	20.500	Ferry Boat Acquisition & Pier Improvements	Dept. of Transportation	12,633,409.00	12,633,409.00	CIP federal appropriations	3,158,352.00	Eric Yuasa	587-0254	Eric.T.Yuasa@hawaii.gov
C	LNR801	HI-03-0038-00	20.500	Ferry Commuter Pier Improvements	Dept. of Transportation	22,635,451.00	22,635,451.00	CIP federal appropriations	5,633,863.00	Eric Yuasa	587-0254	Eric.T.Yuasa@hawaii.gov
C	LNR801	HI-03-0044-00	20.500	Ferry Commuter Pier Improvements	Dept. of Transportation	4,832,000.00	4,832,000.00	CIP federal appropriations	1,208,000.00	Eric Yuasa	587-0254	Eric.T.Yuasa@hawaii.gov
C	LNR801	F11AF00185	15.605	Mala Boat Ramp Loading Dock Replacement	Dept. of the Interior	831,975.00	831,975.00	CIP federal appropriations	277,325.00	Eric Yuasa	587-0254	Eric.T.Yuasa@hawaii.gov
C	LNR801	F11AP00496	15.622	Nawiliwili SBH Tie-Up Facilities Y-9-D-1	Dept. of the Interior	200,000.00	200,000.00	CIP federal appropriations	241,933.00	Eric Yuasa	587-0254	Eric.T.Yuasa@hawaii.gov
C	LNR801	F13AF00282	15.622	Kikiaola & Port Allen SBH Access Road Improvements	Dept. of the Interior	600,000.00	600,000.00	CIP federal appropriations	200,000.00	Eric Yuasa	587-0254	Eric.T.Yuasa@hawaii.gov
C	LNR801	F13AP00298	15.616	Construction of Sewage Pump-out Facilities Port Allen	Dept. of the Interior	283,440.00	283,440.00	CIP federal appropriations	307,365.00	Eric Yuasa	587-0254	Eric.T.Yuasa@hawaii.gov
C	LNR801	F14AP00187	15.616	Construction of Sewage Pumpout Facilities	Dept. of the Interior	468,436.50	468,436.50	CIP federal appropriations	219,193.50	Eric Yuasa	587-0254	Eric.T.Yuasa@hawaii.gov
C	LNR801	F14AP00190	15.622	Nawiliwili SBH TieUp Facilities for Transient Vessels	Dept. of the Interior	100,000.00	100,000.00	CIP federal appropriations	33,333.00	Eric Yuasa	587-0254	Eric.T.Yuasa@hawaii.gov
C	LNR801	F14AP00349	15.622	Nawiliwili SBH TieUp Facilities for Transient Vessels	Dept. of the Interior	100,000.00	100,000.00	CIP federal appropriations	33,333.00	Eric Yuasa	587-0254	Eric.T.Yuasa@hawaii.gov
C	LNR801	3314FAS1401	97.012	Recreational Boating Safety FY14 - 14.01.15	Dept. of Homeland Security	713,305.00	713,305.00	S-15-250-C	713,305.00	Kevin Yim	587-1979	Kevin.H.Yim@hawaii.gov
C	LNR802	P14AF00129	15.904	SHPO FY2014	Dept. of the Interior	574,946.00	574,946.00	S-14-209-C	383,297.00	Randolph Lee	692-8033	Randolph.M.Lee@hawaii.gov
C	LNR804	NRT-NRT1(01)	20.219	Recreational Trails Program	Dept. of Transportation	1,016,798.00	1,016,798.00	S-14-206-C	254,198.00	Nelson Ayers	587-0163	Nelson.L.Ayers@hawaii.gov
C	LNR804	F13AF00962	15.611	Hawaii Game Management Program W-22-G-19	Dept. of the Interior	2,161,483.00	2,161,483.00	S-14-261-C	720,494.00	John Vetter	587-4158	John.P.Vetter@hawaii.gov
C	LNR804	NRT-NRT1(01)	20.219	Statewide Recreational Trails Program	Dept. of Transportation	1,239,957.00	1,239,957.00	S-14-262-C	309,989.00	Nelson Ayers	587-0163	Nelson.L.Ayers@hawaii.gov
C	LNR804	F14AF01023	15.611	Hawaii Game Mgmt Program	Dept. of the Interior	2,354,811.00	2,354,811.00	S-15-261-C	784,936.00	John Vetter	587-4158	John.P.Vetter@hawaii.gov

Department of Land and Natural Resources
Active Federal Awards as of December 1, 2014

Table 11

State Expending Agency	Program ID	Award Number	CFDA Number	Award Description	Awarding Federal Agency	Award Amount	Award Amount Allocated to the Pgm ID in Column B	State Appropriation Symbol	State Fund Match (If Any)	Contact Name	Contact Phone	Contact Email
C	LNR804	NRT-NRT1 01	20.219	Recreational Trails Program	Dept. of Transportation	1,200,000.00	1,200,000.00	S-15-262-C	300,000.00	Nelson Ayers	587-0163	Nelson.L.Ayers@hawaii.gov
C	LNR805	F14AF00508	15.605	F11D39	Dept. of the Interior	187,500.00	187,500.00	S-15-224-C	62,500.00	Michael Fujimoto	587-0085	Michael.M.Fujimoto@hawaii.gov
C	LNR805	F14AF00512	15.605	F12D39	Dept. of the Interior	780,000.00	450,000.00	S-15-565-C	260,000.00	Michael Fujimoto	587-0085	Michael.M.Fujimoto@hawaii.gov
C	LNR805	F14AF00514	15.605	F17R39	Dept. of the Interior	1,584,750.00	807,750.00	S-15-207-C	528,250.00	Michael Fujimoto	587-0085	Michael.M.Fujimoto@hawaii.gov
C	LNR806	P09AP00047	15.916	Wailua River State Park, Kauai	Dept. of the Interior	150,000.00	150,000.00	S-14-506-C	700,000.00	Martha Yent	587-0287	Martha.E.Yent@hawaii.gov
C	LNR806	P10AP00149	15.916	Pana'ewa Rainforest Zoo & Gardens	Dept. of the Interior	290,000.00	290,000.00	S-14-506-C	290,000.00	Martha Yent	587-0287	Martha.E.Yent@hawaii.gov
C	LNR806	P11AP60689	15.916	Ala Wai Community Park	Dept. of the Interior	518,656.00	518,656.00	S-14-506-C	2,141,344.00	Martha Yent	587-0287	Martha.E.Yent@hawaii.gov
C	LNR806	P13AP00235	15.916	SCORP Update 2014-2019: 15-0165	Dept. of the Interior	75,000.00	75,000.00	S-14-506-C	75,000.00	Martha Yent	587-0287	Martha.E.Yent@hawaii.gov
C	LNR806	P14AP00481	15.916	Kaiwi State Scenic Shoreline 15-00166	Dept. of the Interior	200,000.00	200,000.00	S-14-506-C	2,565,000.00	Martha Yent	587-0287	Martha.E.Yent@hawaii.gov
C	LNR806	P14AP00484	15.916	Wailoa River State Park 15-00167	Dept. of the Interior	200,000.00	200,000.00	S-14-506-C	1,144,447.00	Martha Yent	587-0287	Martha.E.Yent@hawaii.gov
C	LNR806	P14AP00485	15.916	Hilo Bayfront Park Trails - Phase 1 15-	Dept. of the Interior	345,743.00	345,743.00	S-15-506-C	403,856.00	Martha Yent	587-0287	Martha.E.Yent@hawaii.gov
C	LNR806	P14AP00486	15.916	Ulupo Heiau Buffer Acquisition 15-00169	Dept. of the Interior	480,000.00	480,000.00	S-15-506-C	1,270,000.00	Martha Yent	587-0287	Martha.E.Yent@hawaii.gov
C	LNR810	FEMA-1664-D	97.036	October 2006 Earthquake	Dept. of Homeland Securit	1,599,267.28	1,599,267.28	S-13-293-C	533,089.09	Alyson Yim	587-0259	Alyson.K.Yim@hawaii.gov
C	LNR810	FEMA 1743-D	97.036	December 2007 Storm	Dept. of Homeland Securit	651,375.75	651,375.75	S-13-293-C	217,125.25	Alyson Yim	587-0259	Alyson.K.Yim@hawaii.gov
C	LNR810	FEMA-1814-D	97.036	December 2008 Storm	Dept. of Homeland Securit	235,400.39	235,400.39	S-13-293-C	78,466.80	Alyson Yim	587-0259	Alyson.K.Yim@hawaii.gov
C	LNR810	FEMA-1967-D	97.036	March 11, 2011 Tsunami	Dept. of Homeland Securit	1,363,657.96	1,363,657.96	S-13-293-C	454,552.65	Alyson Yim	587-0259	Alyson.K.Yim@hawaii.gov
C	LNR810	FEMA-4062-D	97.036	March 2012 Storm	Dept. of Homeland Securit	265,101.29	265,101.29	S-13-293-C	88,367.09	Alyson Yim	587-0259	Alyson.K.Yim@hawaii.gov
C	LNR810	EMF-2013-GR	97.045	CTP13	Dept. of Homeland Securit	140,000.00	140,000.00	S-14-547-C	0.00	Carol Tyau	587-0267	Carol.L.Tyau@hawaii.gov
C	LNR810	EMW-2014-GF	97.041	Dam Safety FY14	Dept. of Homeland Securit	60,247.00	60,247.00	S-15-546-C	0.00	Denise Manuel	587-0268	Denise.M.Manuel@hawaii.gov
C	LNR906	NA13NMF463	11.463	Marine Debris Removal From Kaho'olawe	Dept. of Commerce	100,529.98	100,529.98	S-14-557-C	130,421.84	Ka'onohi Lee	243-5024	CmLee@kirc.hawaii.gov
C	LNR906	MOA 2013-01	11.UNK	Japan Tsunami Marine Debris Cleanup	Dept. of Commerce	250,000.00	250,000.00	S-14-549-C	15,000.00	Ka'onohi Lee	243-5024	CmLee@kirc.hawaii.gov
C	LNR906	MN-00-14-001	45.308	Native American Native Hawn Museum Services	Institute of Museum & Library Service	49,935.00	49,935.00	S-15-566-C	27,747.00	Ka'onohi Lee	243-5024	CmLee@kirc.hawaii.gov

Department of Land and Natural Resources
Non-General Funds

Table 12

		Name of Fund	Purpose	Statutory Reference	MOF	Beginning FY15	Estimated FY15	Estimated FY15	Estimated FY15		Balance in Excess of Program Needs
						Unencumbered Cash Balance	Revenues	Expenditures and Encumbrances	Estimated FY15 Net Transfers	Ending Unencumbered Cash Balance	
LNR 101	S-315	Public Land Trust Inventory & Information System	To create and maintain a comprehensive statewide public land trust inventory database and to provide for one staff position for a database and application developer.	Act 54, SLH 2011	B	26,585	0	0	(26,585)	0	0
LNR 101	S-316/ 318	Special Fund & Development Fund	To account for monies received from non-ceded public lands, including interest on deferred payments, and rents from leases, licenses and permits.	Sec 171-19, HRS	B	12,061,779	13,300,000	(6,470,168)	(5,600,000)	13,291,611	0
LNR 101	S-317	Land Conservation Fund	To provide funding to county agencies, state agencies, and non-profit organizations for the acquisition (interests in fee simple or conservation easement) of lands having value as a resource to the State.	HRS, Chapter 173A	B	6,757,839	6,800,000	(5,109,644)	0	8,448,195	0
LNR 101	S-325	Beach Restoration Special Fund	Act 84, SLH 1999 established this fund to provide for the restoration of public beach lands in those instances in which such restoration is considered to benefit the people of the State.	Sec 171-156, HRS	B	1,346,722	500,000	(447,838)	0	1,398,884	0
LNR 111	S-309	Bureau and Conveyance Special Fund	To account for monies received from recording fees, copying fees, non-conforming fees and search fees.	Sec 502-8, HRS	B	2,300,492	4,700,000	(4,658,329)	(75,000)	2,267,163	0
LNR 141	S-303	Water and Land Development	Operating special fund for geothermal/mineral resource management responsibilities.	Operating Fund	B	1,079,658	5,000	(568,022)	600,000	1,116,636	0
LNR 153	S-313	Commercial Fisheries Special Fund	Act 220, SLH 1996, established the Commercial Fisheries Special Fund to develop and conduct programs and activities for projects concerning aquatic life used for commercial purposes. Revenues from commercial fishing licenses, permits, fees, etc., are deposited into this account. Act 121, SLH 2000, permanently established the Commercial Fisheries Special Fund for the management and conservation of aquatic life used for commercial purposes.	Sec 189-2.4, HRS	B	671,274	330,000	(551,986)	(30,000)	419,288	0
LNR 172	S-347	Forest Stewardship Fund	This fund was established by Act 327, SLH 1991, to provide funding to private landowners to manage, protect, and restore important watersheds, timber resources, fish and wildlife habitats, isolated population of rare and endangered plants, native vegetation, and other lands that are not recognized as potential natural area reserves.	Sec 195F-4, HRS	B	297,668	500,000	(3,321,020)	2,600,000	76,648	0

Department of Land and Natural Resources
Non-General Funds

Table 12

		<u>Name of Fund</u>	<u>Purpose</u>	<u>Statutory Reference</u>	<u>MOF</u>	<u>Beginning FY15 Unencumbered Cash Balance</u>	<u>Estimated FY15 Revenues</u>	<u>Estimated FY15 Expenditures and Encumbrances</u>	<u>Estimated FY15 Net Transfers</u>	<u>Estimated FY15 Ending Unencumbered Cash Balance</u>	<u>Balance in Excess of Program Needs</u>
LNR 402	S-314	Native Resources & Fire Protection	Operating account for invasive species programs, management of native and endangered wildlife, and as match for federal natural resource conservation grants.	Operating Fund	B	1,097,131	19,000	(2,705,058)	2,600,000	1,011,073	0
LNR 404	S-326	Water Resource Management Fund	Act 204, SLH 2000, established the Water Resource Management Fund, for the following: 1) Monitoring program & activities concerning water resource quality, protection and management, 2) Research programs & activities concerning water conservation & investigation of alternative sources of water, 3) Preparation & dissemination of information to the public concerning activities authorized under Chapter 174C, HRS, 4) Data collection, development, and updating of long-range planning documents, and 5) Any other protection, management, operational or maintenance function authorized and deemed necessary by the Commission.	Sec 174C-5.5, HRS	B	1,110,216	62,000	(821,134)	510,000	861,082	0
LNR 405	S-302	Conservation & Resource Enforcement	This fund was administratively established to receive funds from the Boating Special Fund to fund marine patrol responsibilities that were transferred from the Department of Public Safety pursuant to Act 296, SLH 1996.	Act 296, SLH 1996	B	(7,978)	300	(1,281,501)	1,300,000	10,821	0
LNR 405	S-349	Conservation & Resource Enforcement	This fund was established to deposit grants, awards, donations, gifts, transfers or moneys derived from public or private sources for purposes of enforcing the provisions of Title 12, Chapters 6D, 6E, and 6K.	Act 78, SLH 2011	B	178,594	30,000	(111,418)	0	97,176	0
LNR 407	S-342	Natural Area Reserve Fund	This fund was established pursuant to HRS 195-9, SLH 1991, to receive and expend State and private funds to implement the purposes of HRS 195 - NARS. Pursuant to HRS 247-7, current allowable expenditures include expenses related to the Natural Area Partnership and Forest Stewardship Programs, Natural Area Reserve System, Watershed Partnerships, and Youth Conservation Corps.	Sect. 195-9 and 247-7, HRS	B	11,462,057	17,500,000	(11,947,976)	(5,500,000)	11,514,081	0
LNR 801	S-359/360	Ocean-Based Recreation	This fund was established pursuant to Section 248-8, HRS, to collect revenues to implement the boating and ocean recreation programs.	Sec 248-8, HRS	B	6,070,072	15,500,000	(12,198,644)	(1,300,000)	8,071,428	0

Department of Land and Natural Resources
Non-General Funds

Table 12

		<u>Name of Fund</u>	<u>Purpose</u>	<u>Statutory Reference</u>	<u>MOF</u>	<u>Beginning FY15 Unencumbered Cash Balance</u>	<u>Estimated FY15 Revenues</u>	<u>Estimated FY15 Expenditures and Encumbrances</u>	<u>Estimated FY15 Net Transfers</u>	<u>Estimated FY15 Ending Unencumbered Cash Balance</u>	<u>Balance in Excess of Program Needs</u>
LNR 802	S-321	Hawaii Historic Preservation SF	This fund was established by Act 388, SLH 1989, to account for appropriations from the Legislature, gifts, donations, grants and interest income to provide financial assistance to public and private agencies in accordance with chapter 42Fm HRS, involved in historic preservation activities other than those covered by Section 6E-9, HRS.	Section 6E-16, HRS	B	90,982	76,000	(50,000)		116,982	0
LNR 804	S-306	Na Ala Hele Program	This fund was administratively established to account for the collection of the Highway Fuel Tax collected under Chapter 243, Hawaii Revised Statutes (HRS), Contributions, Fees, etc., to implement the Hawaii Statewide Trail and Access Program (Na Ala Hele).	Operating Fund	B	20,785	330,000	(624,559)	275,000	1,226	0
LNR 805	S-348	Sport Fish Special Fund	This fund was established by Act 143, SLH 1993, to insure compliance with the Federal Aid Sport Fish Restoration Act (Dingell-Johnson/Wallop-Breaux) for the matching of State funds. Revenues collected from sport fish license fees, permits and interest income are used for sport fish projects.	Section 187A-9.5, HRS	B	74,846	30,000	(26,838)	0	78,008	0
LNR 806	S-305	Parks Admin & Operation - HTA Funds	To account for funds received from Hawaii Tourism Authority - Transient Accommodations Tax.	Operating Fund	B	125,902	0	(25,558)	0	100,344	0
LNR 806	S-312	State Parks Special Fund	Act 120, SLH 2000, established the State Park Special Fund to maintain and operate the State Parks system and also authorized the transfer of unexpended balances from the 'Aina Ho'omalua Special Fund. Act 312, SLH 1991, originally established the 'Aina Ho'omalua Special Fund to collect State Parks' proceeds from park user fees or any leases or concession agreements to be used for the planning and development of interpretive programs.	Section 184-3.4, HRS	B	2,013,050	4,750,000	(4,740,722)	695,000	2,717,328	0
LNR 810	S-323	Prevention of Natural Resources	Operating special fund for LNR 810 program	Operating Fund	B	212,826	1,000	(705,084)	700,000	208,742	0
LNR 810	S-328	Dam and Reservoir Safety Special Fund	Provide funding to improve the safety of dams and reservoirs in the State.	Chapter 179D-25, HRS	B	1,632,385	630,000	(502,049)	0	1,760,336	0
LNR 906	S-308	Natural and Physical Environment	This fund was administratively established to account for risk management costs imposed on special funds; it is also the operating account for position funded by special funds.	Operating Fund	B	599,232	40,000	(948,884)	850,000	540,348	0

Department of Land and Natural Resources
Non-General Funds

Table 12

		<u>Name of Fund</u>	<u>Purpose</u>	<u>Statutory Reference</u>	<u>MOF</u>	<u>Beginning FY15 Unencumbered Cash Balance</u>	<u>Estimated FY15 Revenues</u>	<u>Estimated FY15 Expenditures and Encumbrances</u>	<u>Estimated FY15 Net Transfers</u>	<u>Estimated FY15 Ending Unencumbered Cash Balance</u>	<u>Balance in Excess of Program Needs</u>
LNR 906	S-361	Public Land Development Corp	To account for the revenues and expenditures of the Public Land Development Corporation.	Act 55, SLH 2011, Act 106, SLH 2012	B	67	133	(15,333)	15,133	0	0
Revolving Funds:											
LNR 141	S-335	Accrued Vacation & Sick Leave Fund	This revolving fund accounts for the accrued vacation and sick leave for project-funded employees of the Division of State Parks and the former Engineering Branch of the Land Division (now Engineering Division). This account provides the funding for vacation and sick leave payouts upon departure of project-funded staff.	Act 106, SLH 2012 - Operating Fund	W	446,662	1,200	(30,000)	0	417,862	0
LNR 804/405	S-343/344	Wildlife Revolving Fund	This fund was established by Act 67, SLH 1988, to collect proceeds from hunting license fees, law violation fines, hunter training fees and charges for use of public target ranges. Authorized expenditures include matching funds for federal grants-in-aid, enforcement activities, acquisition and maintenance of trails, wildlife research, and the importation and management of game and other wildlife.	Sec 183D-10.5, HRS	W	(9,392)	200,000	(174,031)	0	16,577	0
Trust Funds/Accounts:											
LNR 101	T-901	Ceded Land Proceeds - Oahu	This fund was established by Act 32, SLH 1962, in accordance with the requirements of the Admission Act. All revenues derived from the sale of ceded public lands (including ceded land remnants) and the rents from leases, licenses, and permits of ceded lands (less the 30 percent derived from sugarland leases and water licenses) are required to be deposited into this fund.	Sec 171-18, HRS	T	0	850,000	(850,000)		0	0
LNR 101	T-902	Ceded Land Proceeds - Maui	Same as above	Sec 171-18, HRS	T	0	350,000	(350,000)		0	0
LNR 101	T-903	Ceded Land Proceeds - Hawaii	Same as above	Sec 171-18, HRS	T	0	1,600,000	(1,600,000)		0	0
LNR 101	T-904	Ceded Land Proceeds - Kauai	Same as above	Sec 171-18, HRS	T	0	500,000	(500,000)		0	0
LNR 101	T-905	Temporary Deposits	This fund was created to account for temporary deposits such as security deposits for leases, permits and licenses, and also for the payment of appraisal fees chargeable to the applicant.	N/A	T	1,472,658	250,000	(201,218)		1,521,440	0

Department of Land and Natural Resources
Non-General Funds

Table 12

		<u>Name of Fund</u>	<u>Purpose</u>	<u>Statutory Reference</u>	<u>MOF</u>	<u>Beginning FY15 Unencumbered Cash Balance</u>	<u>Estimated FY15 Revenues</u>	<u>Estimated FY15 Expenditures and Encumbrances</u>	<u>Estimated FY15 Net Transfers</u>	<u>Estimated FY15 Ending Unencumbered Cash Balance</u>	<u>Balance in Excess of Program Needs</u>
LNR 101	T-906	Temp Deposits-Undistributed Proceeds	This trust fund was established to deposit land rental and water license revenues that are collected by DLNR for, and later transferred to, the Department of Hawaiian Home Lands, the Department of Agriculture, the Department of Transportation, and the Hawaii Community Development Authority.	N/A	T	478,284	1,000,000	(1,000,000)		478,284	0
LNR 101	T-907	Donations, Gifts, & Grants - Private & Govt	This fund was created to account for donations, gifts and grants from private entities to be spent for specific purposes.	N/A	T	5,013,492	8,000,000	(525,634)		12,487,858	0
LNR 101	T-911	Land - Water Monitoring Svcs	This trust account was created to account for donations received from various subsidiaries of sugar plantations. The donations were to be used for the operation and maintenance of sugarcane irrigation stations.	N/A	T	81	20,000	(20,000)		81	0
LNR 101	T-931	Ceded Land Proceeds, GF Portion - Oahu	To comply with Executive Order 06-06, which carries out the requirements of Act 178, SLH 2006. Funds accumulated in this account is used to make up for any shortfall in \$\$3,775,000 to be transferred to OHA each quarter.	N/A	T	7,730,325	850,000		0	8,580,325	0
LNR 101	T-932	Ceded Land Proceeds, GF Portion - Maui	Same as above	N/A	T	2,592,633	500,000	0	0	3,092,633	0
LNR 101	T-933	Ceded Land Proceeds, GF Portion - Hawaii	Same as above	N/A	T	6,702,325	900,000	0	0	7,602,325	0
LNR 101	T-934	Ceded Land Proceeds, GF Portion - Kauai	Same as above	N/A	T	3,712,078	450,000		0	4,162,078	0
LNR 172	T-926	Assistance in Managing Land Fund	This account is used to assist the Office of Hawaiian Affairs (OHA) in the management of the 25,856 acre Wao Kele O Puna Forest Reserve on the Island of Hawaii.	N/A	T	114,861	575	0	0	115,436	0
LNR 401	T-935	In-Lieu Fee Mitigation Program	To account for fees from permittees, fines, penalties and expenditure related to the In-Lieu Mitigation Program .	N/A	T	6,767,123	50,000	(537,663)	0	6,279,460	0
LNR 402	T-908	Preservation of Endangered Plants	To account for donated revenues for activities related to endangered plants.	N/A	T	229	0	(229)	0	0	0
LNR 402	T-919	Endangered Species Trust Fund	To account for monies provided for habitat conservation plans.	Sec 195D-31, HRS	T	1,473,354	1,800,000	(1,792,036)	0	1,481,318	0
LNR 402	T-920	Endangered Species Trust Fund	To account for revenues and expenditures related to processing applications for incidental take licenses.	Operating Fund	T	33,870	30,000	(45,000)		18,870	

Department of Land and Natural Resources
Non-General Funds

Table 12

		<u>Name of Fund</u>	<u>Purpose</u>	<u>Statutory Reference</u>	<u>MOF</u>	<u>Beginning FY15 Unencumbered Cash Balance</u>	<u>Estimated FY15 Revenues</u>	<u>Estimated FY15 Expenditures and Encumbrances</u>	<u>Estimated FY15 Net Transfers</u>	<u>Estimated FY15 Ending Unencumbered Cash Balance</u>	<u>Balance in Excess of Program Needs</u>
LNR 801	T-915	Boating Security Deposits	To account for security deposits collected from the boating tenants of small boat harbors. Account was transferred from DOT in July 1, 1992.	Sec 171-18, HRS	T	1,640,312	160,000	(6,000)		1,794,312	0
LNR 801	T-921	Boating Ceded Land Proceeds - Oahu	To comply with Executive Orders 03-03 and 06-06, which set up the procedures for the transfer of ceded land receipts of the Office of Hawaiian Affairs (OHA).	Sec 171-18, HRS	T	123,611	400,000	(523,611)		0	0
LNR 801	T-922	Boating Ceded Land Proceeds - Maui	Same as above	Sec 171-18, HRS	T	194,349	600,000	(794,349)		0	0
LNR 801	T-923	Boating Ceded Land Proceeds - Hawaii	Same as above	Sec 171-18, HRS	T	36,420	120,000	(156,420)		0	0
LNR 801	T-924	Boating Ceded Land Proceeds - Kauai	Same as above	Sec 171-18, HRS	T	43,717	160,000	(203,717)		0	0
LNR 906	T-909	Kaho'olawe Rehabilitation Trust Fund	This fund was established to receive federal funds, legislative appropriations, and moneys from grants, donations or proceeds for the rehabilitation and environmental restoration of the Island of Kaho'olawe.	Operating Account	T	1,761,237	854,349	(1,868,330)	0	747,256	0

Department of Land and Natural Resources
Vacancy Report as of November 30, 2014

Table 13

Prog ID	Sub-Org	Date of Vacancy	Expected Fill Date	Position Number	Position Title	Exempt (Y/N)	SR Level	BU Code	Perm Temp (P/T)	FTE	MOF	Budgeted Amount	Actual Salary Last Paid	Authority to Hire (Y/N)	Occupied by 89 Day Hire (Y/N)	# of 89 Hire Appts	Describe if Filled by other Means	Priority # to Retain
LNR101	EA	07/08/14	01/31/15	9632	APPRAISAL & REAL ESTATE SPECIALIST	Y	SRNA	13	P	1.00	B	\$57,708	\$60,000	Y	N			
LNR101	EA	11/12/14		41672	LAND AGENT III	N	SR20	13	P	1.00	B	\$38,998	\$49,308	Y	N			
LNR101	EA	12/31/13		48238	LAND AGENT V	N	SR24	13	P	1.00	B	\$67,488	\$70,188	Y	N			
LNR101	EA	08/30/14		52359	GENERAL LABORER II	N	BC03	01	P	1.00	B	\$34,164	\$35,544	Y	N			
LNR101	EA	07/01/13		116697	LAND AGENT IV	N	SR22	13	P	1.00	B	\$31,212	\$31,212	Y	N			
LNR101	EA	NEW. EFF 10/30/14.		121527	COSTAL LANDS PROGRAM SPECIALIST	Y	SRNA	13	T	1.00	B	\$55,400	\$0	Y	N			
LNR101	EA	PENDING ESTABLISHMENT		91501C	SHORELINE DISPOSITION SPECIALIST	Y	SRNA	13	T	1.00	B	\$24,500	\$0	Y	N			
LNR111	BA	04/16/12		146	MICROPHOTOGRAPHER IV	N	SR11	03	P	1.00	B	\$32,424	\$32,424	Y	N			
LNR111	BA	04/16/12		150	MICROPHOTOGRAPHER II	N	SR07	03	P	1.00	B	\$25,668	\$25,668	Y	Y	3		
LNR111	BA	11/26/14		157	ABSTRACTING ASSISTANT III	N	SR09	03	P	1.00	B	\$28,836	\$28,872	Y	N			
LNR111	BA	07/01/12		158	MICROPHOTOGRAPHER II	N	SR07	03	P	1.00	B	\$28,836	\$28,836	Y	Y	2		
LNR111	BA	10/01/14		162	ABSTRACTING ASSISTANT IV	N	SR11	03	P	1.00	B	\$31,212	\$31,236	Y	Y	2		
LNR111	BA	04/01/13		40342	MICROPHOTOGRAPHER II	N	SR07	03	P	1.00	B	\$33,756	\$33,756	Y	Y	3		
LNR111	BA	04/01/12		46747	ABTRACTOR VI	N	SR15	03	P	1.00	B	\$44,412	\$44,412	Y	N			
LNR111	BA	08/01/14		46748	ABSTRACTING ASSISTANT V	N	SR13	03	P	1.00	B	\$35,064	\$37,980	Y	N			
LNR111	BA	11/03/14		118856	LAND DOCUMENT RECEIVING CLERK II	N	SR19	03	P	1.00	B	\$48,048	\$51,924	Y	N			
LNR111	BA	11/03/14		118994	OFFICE ASSISTANT III	N	SR08	03	T	1.00	B	\$23,736	\$26,700	Y	N			
LNR111	BA	07/16/01		120981	ABSTRACTING ASSISTANT III	N	SR09	03	T	1.00	B	\$24,684	\$26,700	Y	N			
LNR141	GA	02/21/14		119308	GEOLOGIST II	N	SR28	13	P	1.00	B	\$62,424	\$92,400	Y	N			
LNR153	CC	08/31/13		24262	FISHERY TECHNICIAN IV	N	SR13	03	P	1.00	A	\$37,968	\$39,480	Y	N			
LNR153	CB	01/26/13		27075	AQUATIC BIOLOGIST IV	N	SR22	13	P	1.00	A	\$47,412	\$47,412	Y	N			
LNR153	CB	NEW. EFF 4/10/13.		120857	AQUATIC RESOURCES PROGRAM MANAGER	N	EM05	35	P	1.00	A	\$71,760	\$0	Y	N			
LNR153	CB	PENDING ESTABLISHMENT		91202C	FISHERY AID II	N	SR09	03	P	1.00	B	\$0	\$0	N	N			
LNR172	DA	07/07/14		11632	FORESTRY MANANAGMENT SUPERVISOR II	N	SR26	13	P	1.00	A	\$70,224	\$78,996	Y	N			
LNR172	DA	11/01/14		112449	FORESTRY AND WILDLIFE TECHNICIAN IV	N	SR13	03	T	1.00	B	\$31,212	\$33,720	N	N			
LNR172	DA	01/04/10		112451	FORESTRY & WILDLIFE TECHNICIAN IV	N	SR13	03	T	1.00	B	\$39,480	\$39,480	Y	N			
LNR172	DA	09/17/12		117693	FORESTER IV	N	SR22	13	P	1.00	B	\$47,412	\$47,412	Y	N			
LNR172	DA	07/08/14		118603	FORESTRY & WILDLIFE WORKER II	N	BC05	01	T	1.00	B	\$36,960	\$38,460	N	N			
LNR172	DA	07/01/13		118680	FORESTRY & WILDLIFE WORKER II	N	BC05	01	T	1.00	B	\$36,960	\$36,960	Y	N			
LNR172	DA	06/06/14		119078	FORESTRY & WILDLIFE WORKER II	N	BC05	01	T	1.00	B	\$34,314	\$38,460	Y	N			

Department of Land and Natural Resources
 Vacancy Report as of November 30, 2014

Table 13

LNR172	DA	NEW. EFF 5/1/14.		121262	FORESTER V	N	SR24	13	T	1.00	B	\$25,656	\$0	Y	Y	1		
LNR172	DA	PENDING ESTABLISHMENT		91403C	NURSERY WORKER	N	BC05	01	T	1.00	B	\$18,480	\$0	y	N			
LNR401	CA	11/04/14		2951	AQUATIC RESOURCES PROGRAM ADMINISTRATOR	N	EM07	35	P	1.00	A	\$106,272	\$117,096	Y	N			
LNR401	CA	11/01/13		9620	AQUATIC RESOURCES PROGRAM MANAGER	N	EM05	35	P	1.00	A	\$81,696	\$84,960	N	N			
LNR401	CA	12/31/09		32238	AQUATIC BIOLOGIST IV	N	SR22	13	P	1.00	A	\$60,024	\$67,488	Y	N			
LNR401	CA	08/01/14	01/31/15	50980	OFFICE ASSISTANT III	N	SR08	03	P	1.00	A	\$39,480	\$42,684	Y	N			
LNR401	CA	10/01/14		113267	SANCTUARY PROGRAMS & OPERATIONS COORDINATOR	Y	SRNA	13	T	1.00	P	\$51,312	\$51,312	N	N			
LNR401	CA	01/14/11		116575	SANCTUARY PROGAM COORDINATOR	Y	SRNA	13	T	1.00	P	\$53,352	\$53,352	N	N			
LNR401	CA	05/29/14		118629	NWHI MONUMENT PERMITS COORDINATOR	Y	SRNA	13	T	1.00	P	\$53,352	\$51,312	N	N			
LNR401	CA	06/01/13		118785	MARINE WILDLIFE PROGRAM ASSISTANT	Y	SRNA	13	T	0.5 0.5	A P	\$24,666 \$24,666	\$45,576	Y	N			
LNR401	CA	07/01/12		119160	NWHI MONUMENT RESEARCH COORDINATOR	Y	SRNA	13	T	1.00	N	\$58,345	\$51,312	N	N			
LNR401	CA	01/14/14	12/01/14	120594	ACCOUNTANT IV	N	SR22	13	T	0.75 0.25	N A	\$34,182 \$10,533	\$47,400	Y	N			
LNR401	CB	NEW. EFF 12/6/12.	12/01/14	120814	FISHERY TECHNICIAN IV	N	SR13	03	T	1.00	A	\$33,756	\$0	Y	N			
LNR401	CB	NEW. EFF 12/7/12.	12/01/14	120816	FISHERY TECHNICIAN IV	N	SR13	03	T	1.00	A	\$33,756	\$0	Y	N			
LNR401	CA	NEW. EFF 12/7/12.	12/01/14	120817	FISHERY TECHNICIAN IV	N	SR13	03	T	1.00	A	\$33,756	\$0	Y	N			
LNR401	CA	PENDING ESTABLISHMENT		91503C	JAPAN TSUNAMI MARINE DEBRIS COORDINATOR	Y	SRNA	13	T	1.00	P	\$50,000	\$0	N	N			
LNR402	DA	06/01/12	01/31/15	2899	GENERAL CONSTRUCTION & MAINTENANCE SUPERVISOR II	N	F210	02	P	1.00	A	\$53,760	\$53,760	Y	N			
LNR402	DA	10/08/14		2944	FORESTRY & WILDLIFE WORKER II	N	BC05	01	P	1.00	A	\$36,960	\$36,960	Y	N			
LNR402	DA	05/05/14	12/03/14	4670	FORESTRY & WILDLIFE WORKER II	N	BC05	01	P	1.00	A	\$36,960	\$39,228	Y	N			
LNR402	DA	12/31/13		11307	FORESTER VI	N	SR26	13	P	1.00	A	\$70,224	\$73,032	N	N			
LNR402	DA	08/15/14		15015	WILDLIFE MANAGEMENT PROGRAM SPECIALIST	N	SR26	13	P	1.00	A	\$62,424	\$57,720	Y	N			
LNR402	DA	07/01/14		26773	OFFICE ASSISTANT IV	N	SR10	03	P	1.00	A	\$28,836	\$31,236	N	N			
LNR402	DA	03/01/13		27060	FORESTER IV	N	SR22	13	P	1.00	A	\$51,312	\$51,312	Y	N			
LNR402	DA	03/01/13	01/31/15	27062	FORESTER III	N	SR20	13	P	1.00	A	\$42,132	\$42,132	Y	N			
LNR402	DA	06/27/14		27073	WILDLIFE BIOLOGIST V	N	SR24	13	P	1.00	A	\$51,312	\$53,364	Y	N			
LNR402	DA	10/18/14		118249	FORESTRY & WILDLIFE WORKER II	N	BC05	01	P	1.00	A	\$36,960	\$34,728	Y	N			

Department of Land and Natural Resources
 Vacancy Report as of November 30, 2014

Table 13

LNR402	DA	07/01/14		118405	FORESTRY & WILDLIFE WORKER II	N	BC05	01	T	1.00	A	\$36,960	\$38,460	N	N			
LNR402	DA	08/10/13		118677	FORESTER IV	N	SR22	13	P	1.00	A	\$42,132	\$42,132	Y	N			
LNR402	DA	NEW. EFF 8/11/11.		120328	FORESTRY & WILDLIFE TECHNICIAN IV	N	SR13	03	T	1.00	U	\$31,212	\$0	Y	Y	2		
LNR402	DA	PENDING ESTABLISHMENT		91303C	WILDLIFE BIOLOGIST V	N	SR24	13	T	0.50 0.50	T P	\$24,373 \$24,373	\$0	N	N			
LNR402	DA	PENDING ESTABLISHMENT		91304C	PLANNER V	N	SR24	13	T	1.00	T	\$48,746	\$0	N	N			
LNR402	DB	PENDING ESTABLISHMENT		91405C	WILDLIFE BIOLOGIST IV	N	SR22	13	T	1.00	P	\$45,576	\$0	N	N			
LNR402	DB	PENDING ESTABLISHMENT		91406C	WILDLIFE BIOLOGIST IV	N	SR22	13	T	1.00	P	\$45,576	\$0	N	N			
LNR402	DB	PENDING ESTABLISHMENT		91407C	WILDLIFE BIOLOGIST IV	N	SR22	13	T	1.00	P	\$45,576	\$0	N	N			
LNR402	DB	PENDING ESTABLISHMENT		91408C	WILDLIFE BIOLOGIST IV	N	SR22	13	T	1.00	P	\$45,576	\$0	N	N			
LNR402	DB	PENDING ESTABLISHMENT		91409C	GENERAL PROFESSIONAL V	N	SR24	13	T	1.00	P	\$51,312	\$0	N	N			
LNR404	GC	04/16/14		112683	HYDROLOGIST VI	Y	SRNA	13	P	1.00	A	\$73,044	\$75,960	Y	N			
LNR404	GC	PENDING ESTABLISHMENT		91504C	ENGINEERING TECHNICIAN VI	N	SR17	03	P	1.00	B	\$19,000	\$0	Y	N			
LNR404	GC	PENDING ESTABLISHMENT		91505C	PLANNER IV	N	SR22	13	P	1.00	B	\$24,000	\$0	N	N			
LNR405	HA	10/01/14		2954	CONSERVATION & RESOURCES ENFORCEMENT DISTRICT MANAGER	N	EM03	31	P	1.00	A	\$72,888	\$81,000	Y	N			
LNR405	HA	01/13/10		4676	CONSERVATION & RESOURCES ENFORCEMENT OFFICER III	N	SR20	03	P	1.00	A	\$60,744	\$60,744	Y	N			
LNR405	HA	04/01/13		5985	CONSERVATION & RESOURCES ENFORCEMENT OFFICER III	N	SR20	03	P	1.00	A	\$42,684	\$42,684	Y	N			
LNR405	HA	11/01/14		17486	CONSERVATION & RESOURCES ENFORCEMENT OFFICER IV	N	SR22	03	P	1.00	A	\$51,936	\$56,172	N	N			
LNR405	HA	12/31/11		33297	INVESTIGATOR IV	N	SR22	13	P	1.00	A	\$64,920	\$64,920	Y	N			
LNR405	HA	07/01/13		33300	CONSERVATION & RESOURCES ENFORCEMENT OFFICER IV	N	SR22	03	P	1.00	A	\$68,388	\$71,112	Y	N			
LNR405	HA	08/06/14		34049	CONSERVATION & RESOURCES ENFORCEMENT OFFICER III	N	SR20	03	P	1.00	A	\$49,932	\$54,012	Y	N			
LNR405	HA	04/01/13		34479	CONSERVATION & RESOURCES ENFORCEMENT OFFICER III	N	SR20	03	P	1.00	B	\$42,684	\$42,684	Y	N			
LNR405	HA	12/01/08	01/31/15	34580	CONSERVATION & RESOURCES ENFORCEMENT OFFICER II	N	SR18	03	P	1.00	A	\$63,204	\$63,204	Y	N			

Department of Land and Natural Resources
 Vacancy Report as of November 30, 2014

Table 13

LNR405	HA	02/11/10		39177	CONSERVATION & RESOURCES ENFORCEMENT OFFICER III	N	SR20	03	P	1.00	A	\$49,932	\$49,932	Y	N			
LNR405	HA	12/31/13		43037	EDUCATION SPECIALIST (HUNTER & EDUCATION) V	N	SR24	13	P	1.00	N	\$53,352	\$55,488	Y	N			
LNR405	HA	05/02/11		48207	CONSERVATION & RESOURCES ENFORCEMENT OFFICER III	N	SR20	03	P	1.00	A	\$54,012	\$54,012	N	N			
LNR405	HA	04/01/13		50968	CONSERVATION & RESOURCES ENFORCEMENT OFFICER III	N	SR20	03	P	1.00	B	\$46,176	\$46,176	Y	N			
LNR405	HA	02/16/09		50969	CONSERVATION & RESOURCES ENFORCEMENT OFFICER II	N	SR18	03	P	1.00	B	\$44,412	\$44,412	Y	N			
LNR405	HA	02/11/10		52349	CONSERVATION & RESOURCES ENFORCEMENT OFFICER III	N	SR20	03	P	1.00	A	\$54,012	\$54,012	N	N			
LNR405	HA	07/01/14		52372	CONSERVATION & RESOURCES ENFORCEMENT OFFICER IV	N	SR22	03	P	1.00	A	\$68,388	\$54,012	N	N			
LNR405	HA	06/01/13		117703	CONSERVATION & RESOURCES ENFORCEMENT OFFICER III	N	SR20	03	P	1.00	A	\$48,048	\$48,048	N	N			
LNR405	HA	10/01/13		118082	CONSERVATION & RESOURCES ENFORCEMENT OFFICER III	N	SR20	03	P	1.00	A	\$44,412	\$46,176	Y	N			
LNR405	HA	04/01/14		118083	CONSERVATION & RESOURCES ENFORCEMENT OFFICER III	N	SR20	03	P	1.00	A	\$44,412	\$42,684	N	N			
LNR405	HA	05/17/12		118410	OFFICE ASSISTANT III	N	SR08	03	P	1.00	A	\$25,668	\$26,700	Y	Y			
LNR405	HA	11/01/13	12/01/14	118726	CONSERVATION & RESOURCES ENFORCEMENT OFFICER II	N	SR18	03	P	1.00	A	\$48,048	\$49,932	Y	N			
LNR405	HA	08/01/14		118918	OFFICE ASSISTANT III	N	SR08	03	P	1.00	A	\$36,516	\$35,112	Y	N			
LNR405	HA	PENDING ESTABLISHMENT		91506C	CONSERVATION & RESOURCES ENFORCEMENT OFFICER III	N	SR20	03	T	1.00	A	\$22,385	\$0	N	N			
LNR405	HA	PENDING ESTABLISHMENT		91507C	CONSERVATION & RESOURCES ENFORCEMENT OFFICER III	N	SR20	03	T	1.00	A	\$22,385	\$0	N	N			
LNR405	HA	PENDING ESTABLISHMENT		91508C	CONSERVATION & RESOURCES ENFORCEMENT OFFICER III	N	SR20	03	T	1.00	A	\$22,385	\$0	N	N			
LNR405	HA	PENDING ESTABLISHMENT		91509C	CONSERVATION & RESOURCES ENFORCEMENT OFFICER III	N	SR20	03	T	1.00	A	\$22,385	\$0	N	N			

Department of Land and Natural Resources
 Vacancy Report as of November 30, 2014

Table 13

LNR405	HA	PENDING ESTABLISHMENT		91510C	CONSERVATION & RESOURCES ENFORCEMENT III	N	SR20	03	T	1.00	A	\$22,385	\$0	N	N			
LNR405	HA	PENDING ESTABLISHMENT		91511C	CONSERVATION & RESOURCES ENFORCEMENT OFFICER III	N	SR20	03	T	1.00	A	\$22,385	\$0	N	N			
LNR405	HA	PENDING ESTABLISHMENT		91512C	CONSERVATION & RESOURCES ENFORCEMENT OFFICER III	N	SR20	03	T	1.00	A	\$22,385	\$0	N	N			
LNR405	HA	PENDING ESTABLISHMENT		91513C	CONSERVATION & RESOURCES ENFORCEMENT OFFICER III	N	SR20	03	T	1.00	A	\$22,385	\$0	N	N			
LNR405	HA	PENDING ESTABLISHMENT		91514C	CONSERVATION & RESOURCES ENFORCEMENT OFFICER III	N	SR20	03	T	1.00	A	\$22,385	\$0	N	N			
LNR405	HA	PENDING ESTABLISHMENT		91515C	CONSERVATION & RESOURCES ENFORCEMENT OFFICER III	N	SR20	03	T	1.00	A	\$22,385	\$0	N	N			
LNR405	HA	PENDING ESTABLISHMENT		91516C	CONSERVATION & RESOURCES ENFORCEMENT OFFICER III	N	SR20	03	T	1.00	A	\$22,385	\$0	N	N			
LNR405	HA	PENDING ESTABLISHMENT		91517C	CONSERVATION & RESOURCES ENFORCEMENT OFFICER III	N	SR20	03	T	1.00	A	\$22,385	\$0	N	N			
LNR405	HA	PENDING ESTABLISHMENT		99045C	CONSERVATION & RESOURCES ENFORCEMENT OFFICER IV	N	SR22	03	P	1.00	A	\$39,672	\$0	N	N			
LNR407	NA	06/27/14		45490	FORESTRY & WILDLIFE WORKER II	N	BC05	01	P	1.00	A	\$36,960	\$38,460	Y	N			
LNR407	NA	01/06/14		47600	NATURAL AREA RESERVE SPECIALIST IV	N	SR22	13	P	1.00	B	\$51,312	\$53,364	Y	N			
LNR407	NA	07/01/13		118277	FORESTRY & WILDLIFE TECHNICIAN IV	N	SR13	03	T	1.00	B	\$33,756	\$33,756	Y	N			
LNR407	NA	08/30/08		118285	NATURAL AREA RESERVE SPECIALIST IV	N	SR22	13	T	1.00	B	\$42,144	\$43,824	Y	N			
LNR407	NA	05/21/14		118332	PLANNER IV	N	SR22	13	P	1.00	B	\$49,332	\$47,136	Y	N			
LNR407	NA	08/09/14		118355	NATURAL AREA RESERVE SPECIALIST IV	N	SR22	13	P	1.00	B	\$45,576	\$47,400	Y	N			
LNR407	NA	NEW ESTABLISHED 10/8/14		121501	PERSONNEL MANAGEMENT SPECIALIST IV	N	SR22	73	T	1.00	B	\$16,230	\$0	Y	N			
LNR407	NA	NEW ESTABLISHED 11/3/14		121535	ACCOUNTANT IV	N	SR22	13	T	1.00	B	\$16,230	\$0	Y	N			
LNR407	NA	PENDING ESTABLISHMENT		91421C	WILDLIFE BIOLOGIST IV	N	SR22	13	T	1.00	B	\$45,576	\$0	N	N			
LNR407	NA	PENDING ESTABLISHMENT		91423C	FORESTRY & WILDLIFE TECHNICIAN V	N	SR15	03	T	1.00	B	\$33,576	\$0	Y	N			

Department of Land and Natural Resources
 Vacancy Report as of November 30, 2014

Table 13

LNR407	NA	PENDING ESTABLISHMENT		91422C	BOTANIST IV	N	SR22	13	T	1.00	B	\$45,576	\$0	Y	N			
LNR407	NA	PENDING ESTABLISHMENT		91424C	FORESTRY & WILDLIFE TECHNICIAN V	N	SR15	03	T	1.00	B	\$33,756	\$0	N	N			
LNR407	NA	PENDING ESTABLISHMENT		91425C	FORESTRY & WILDLIFE WORKER II	N	BC05	01	T	1.00	B	\$36,960	\$0	N	N			
LNR407	NA	PENDING ESTABLISHMENT		91426C	FORESTRY & WILDLIFE WORKER II	N	BC05	01	T	1.00	B	\$39,576	\$0	N	N			
LNR407	NA	PENDING ESTABLISHMENT		91427C	HORTICULTURIST III	N	SR20	13	T	1.00	B	\$42,132	\$0	N	N			
LNR407	NA	PENDING ESTABLISHMENT		91428C	NATURAL AREA RESERVE SPECIALIST III	N	SR20	13	T	1.00	B	\$42,132	\$0	N	N			
LNR407	NA	PENDING ESTABLISHMENT		91429C	NATURAL AREA RESERVE SPECIALIST III	N	SR20	13	T	1.00	B	\$42,132	\$0	N	N			
LNR407	NA	PENDING ESTABLISHMENT		91430C	NATURAL AREA RESERVE SPECIALIST IV	N	SR22	13	T	1.00	B	\$45,576	\$0	Y	N			
LNR407	NA	PENDING ESTABLISHMENT		91431C	NATURAL AREA RESERVE SPECIALIST IV	N	SR22	13	T	1.00	B	\$45,576	\$0	Y	N			
LNR407	NA	PENDING ESTABLISHMENT		91432C	NATURAL AREA RESERVE SPECIALIST IV	N	SR22	13	T	1.00	B	\$45,576	\$0	N	N			
LNR407	NA	PENDING ESTABLISHMENT		91433C	PLANNER V	N	SR24	13	T	1.00	B	\$51,312	\$0	Y	N			
LNR407	NA	PENDING ESTABLISHMENT		91518C	GENERAL PROFESSIONAL V	N	SR24	13	T	1.00	B	\$25,656	\$0	N	N			
LNR407	NA	PENDING ESTABLISHMENT		91519C	NATURAL AREA RESERVE SPECIALIST IV	N	SR22	13	T	1.00	B	\$22,788	\$0	N	N			
LNR407	NA	PENDING ESTABLISHMENT		91520C	NATURAL AREA RESERVE SPECIALIST IV	N	SR22	13	T	1.00	B	\$22,788	\$0	N	N			
LNR407	NA	PENDING ESTABLISHMENT		91521C	FORESTRY & WILDLIFE WORKER II	N	BC05	01	T	1.00	B	\$18,480	\$0	N	N			
LNR407	NA	PENDING ESTABLISHMENT		91522C	FORESTRY & WILDLIFE WORKER II	N	BC05	01	T	1.00	B	\$18,480	\$0	N	N			
LNR407	NA	PENDING ESTABLISHMENT		91525C	ACCOUNT CLERK III	N	SR11	03	T	1.00	B	\$14,994	\$0	N	N			
LNR407	NA	PENDING ESTABLISHMENT		91526C	ASSISTANT MECHANIC	N		01	T	1.00	B	\$19,230	\$0	N	N			
LNR801	CH	07/21/14		1102	GENERAL LABORER I	N	BC02	01	P	1.00	B	\$34,164	\$34,560	N	N			
LNR801	CH	10/09/13		9786	HARBOR AGENT IV	N	SR16	03	P	1.00	B	\$40,548	\$42,684	N	N			
LNR801	CH	11/01/13		26307	GENERAL LABORER II	N	BC03	01	P	1.00	B	\$34,164	\$33,888	Y	Y	5		
LNR801	CH	05/01/14		26767	BUILDING MAINTENANCE WORKER I	N	BC09	01	P	1.00	B	\$44,544	\$46,344	N	N			
LNR801	CH	08/30/14		39234	HARBOR AGENT I	N	SR10	03	P	1.00	B	\$27,756	\$29,988	N	N			
LNR801	CH	01/02/13		45345	OFFICE ASSISTANT III	N	SR08	03	P	1.00	B	\$28,836	\$28,836	N	N			
LNR801	CH	10/08/14		46141	OFFICE ASSISTANT III	N	SR08	03	P	1.00	B	\$26,700	\$27,768	N	N			
LNR801	CH	12/01/09	01/31/15	46609	OFFICE ASSISTANT III	N	SR08	03	P	1.00	B	\$26,700	\$25,668	Y	N			
LNR801	CH	04/05/14	12/16/14	48183	GENERAL LABORER I	N	BC02	01	P	1.00	B	\$34,164	\$34,164	Y	N			
LNR801	CH	04/01/14		49291	BOATING & OCEAN RECREATION SPECIALIST IV	N	SR22	13	P	1.00	B	\$45,576	\$47,400	N	N			

Department of Land and Natural Resources
Vacancy Report as of November 30, 2014

Table 13

LNR801	CH	06/03/13		117733	GENERAL PROFESSIONAL IV	N	SR22	13	P	1.00	B	\$45,576	\$45,576	Y	N		
LNR801	CH	08/09/14		117771	GENERAL LABORER II	N	BC03	01	P	1.00	B	\$34,164	\$35,544	Y	N		
LNR801	CH	05/31/14		118308	BUILDING MAINTENANCE SUPERVISOR I	N	F109	02	P	1.00	B	\$51,528	\$51,528	Y	N		
LNR801	CH	09/16/13		118867	PLANNER IV	N	SR22	13	P	1.00	B	\$45,576	\$45,576	Y	N		
LNR801	CH	08/06/14		119001	OFFICE ASSISTANT III	N	SR08	03	P	1.00	B	\$26,700	\$28,872	N	N		
LNR801	CH	09/10/12		119087	ACCOUNT CLERK IV	N	SR13	03	P	1.00	B	\$25,668	\$25,668	Y	N		
LNR801	CH	NEW EFF 10/8/14.		121502	PERSONNEL MANAGEMENT SPECIALIST IV	N	SR22	73	P	1.00	B	\$13,878	\$0	Y	N		
LNR801	CH	PENDING ESTABLISHMENT		91208C	ACCOUNT CLERK II	N	SR08	03	P	1.00	B	\$26,700	\$0	N	V		
LNR801	CH	PENDING ESTABLISHMENT		91434C	HARBOR AGENT II	N	SR12	03	P	1.00	B	\$30,012	\$0	N	N		
LNR801	CH	PENDING ESTABLISHMENT		91527C	PLANNING & DEVELOPMENT MANAGER	N	SR26	35	P	1.00	B	\$27,750	\$0	N	N		
LNR801	CH	PENDING ESTABLISHMENT		91528C	PROPERTY MANAGER IV	N	SR22	13	P	1.00	B	\$21,912	\$0	N	N		
LNR801	CH	PENDING ESTABLISHMENT		91529C	BUILDING MAINTENANCE WORKER I	N	BC09	01	P	1.00	B	\$22,272	\$0	N	N		
LNR801	CH	PENDING ESTABLISHMENT		91530C	GENERAL LABORER II	N	BC03	01	P	1.00	B	\$16,386	\$0	N	N		
LNR801	CH	PENDING ESTABLISHMENT		91531C	GENERAL LABORER II	N	BC03	01	P	1.00	B	\$16,386	\$0	N	N		
LNR801	CH	PENDING ESTABLISHMENT		91532C	GENERAL LABORER II	N	BC03	01	P	1.00	B	\$16,386	\$0	N	N		
LNR801	CH	PENDING ESTABLISHMENT		91533C	GENERAL LABORER II	N	BC03	01	P	1.00	B	\$16,386	\$0	N	N		
LNR801	CH	PENDING ESTABLISHMENT		91534C	GENERAL LABORER II	N	BC03	01	P	1.00	B	\$16,386	\$0	N	N		
LNR801	CH	PENDING ESTABLISHMENT		91535C	GENERAL LABORER II	N	BC03	01	P	1.00	B	\$16,386	\$0	N	N		
LNR801	CH	PENDING ESTABLISHMENT		91537C	OFFICE ASSISTANT III	N	SR08	03	P	1.00	B	\$13,878	\$0	N	N		
LNR801	CH	PENDING ESTABLISHMENT		91538C	OFFICE ASSISTANT IV	N	SR10	03	P	1.00	B	\$14,442	\$0	N	N		
LNR801	CH	PENDING ESTABLISHMENT		99055C	PLANNER IV	N	SR22	13	P	1.00	B	\$40,000	\$0	N	N		
LNR802	HP	08/26/14		100377	ARCHITECTURAL HISTORIAN	Y	SRNA	13	T	1.00	N	\$55,788	\$28,020	Y	N		
LNR802	HP	12/31/13	01/31/15	100380	ARCHITECTURAL BRANCH CHIEF	Y	SRNA	13	T	1.00	A	\$72,000	\$53,004	Y	N		
LNR802	HP	09/23/14		102064	HISTORIC PRESERVATION ARCHAEOLOGIST III	Y	SRNA	13	T	1.00	N	\$43,824	\$45,576	Y	N		
LNR802	HP	08/04/14		102287	CULTURAL HISTORIAN	Y	SRNA	13	T	1.00	A	\$51,060	\$53,100	N	N		
LNR802	HP	08/13/11		102394	CULTURAL HISTORIAN	Y	SRNA	13	T	1.00	A	\$41,942	\$43,824	Y	N		
LNR802	HP	NEW EFF 5/28/14.		121283	LIBRARIAN/ARCHIVIST	Y	SRNA	13	T	1.00	N	\$60,000	\$0	Y	N		
LNR802	HP	PENDING ESTABLISHMENT		91218C	CERT. LOCAL GOV. GRANT SPECIALIST	Y	SRNA	13	P	1.00	N	\$53,000	\$0	N	N		

Department of Land and Natural Resources
 Vacancy Report as of November 30, 2014

Table 13

LNR804	DA	07/01/12	01/31/15	4663	FORESTRY & WILDLIFE WORKER III	N	WS05	01	P	1.00	A	\$39,576	\$39,576	Y	N		
LNR804	DA	10/01/14		12604	WILDLIFE BIOLOGIST V	N	SR24	13	P	1.00	A	\$75,960	\$78,996	N	N		
LNR804	DA	01/26/13		27072	WILDLIFE BIOLOGIST V	N	SR24	13	P	1.00	A	\$55,500	\$55,500	Y	N		
LNR804	DA	08/01/14		41172	ACCOUNT CLERK III	N	SR11	03	P	1.00	A	\$35,064	\$37,992	Y	N		
LNR804	DA	10/01/13		45494	TRAILS & ACCESS SPECIALIST IV	N	SR22	13	P	1.00	A	\$42,132	\$42,132	Y	N		
LNR804	DA	04/01/14	01/31/15	110125	FORESTRY & WILDLIFE TECHNICIAN IV	N	SR13	03	P	1.00	A	\$41,040	\$42,684	Y	N		
LNR804	DA	12/31/10		117828	GENERAL LABORER I	N	BC02	01	T	0.50	B	\$16,614	\$16,614	Y	N		
LNR804	DA	08/16/14		120863	OFFICE ASSISTANT III	N	SR08	03	T	1.00	N	\$29,650	\$26,700	N	N		
LNR804	DA	NEW. EFF 10/1/14.		121490	FORESTRY & WILDLIFE TECHNICIAN IV	N	SR13	03	T	1.00	N	\$29,650	\$0	Y	N		
LNR804	DA	PENDING ESTABLISHMENT		91435C	WILDLIFE BIOLOGIST V	N	SR24	13	T	1.00	N	\$51,312	\$0	N	N		
LNR804	DA	PENDING ESTABLISHMENT		91436C	FORESTRY & WILDLIFE TECHNICIAN V	N	SR15	03	T	1.00	N	\$33,756	\$0	N	N		
LNR804	DA	PENDING ESTABLISHMENT		91437C	FORESTRY & WILDLIFE WORKER III	N	WS05	01	T	1.00	N	\$39,576	\$0	N	N		
LNR804	DA	PENDING ESTABLISHMENT		91438C	FORESTRY & WILDLIFE WORKER II	N	BC05	01	T	1.00	N	\$36,960	\$0	N	N		
LNR804	DA	PENDING ESTABLISHMENT		91439C	FORESTRY & WILDLIFE WORKER II	N	BC05	01	T	1.00	N	\$36,960	\$0	N	N		
LNR804	DA	PENDING ESTABLISHMENT		91539C	WILDLIFE BIOLOGIST V	N	SR24	13	T	1.00	N	\$45,576	\$0	N	N		
LNR804	DA	PENDING ESTABLISHMENT		99056C	FORESTRY & WILDLIFE WORKER II	N	BC05	01	P	1.00	A	\$27,660	\$0	N	N		
LNR805	CB	12/31/12		8738	AQUATIC RESOURCES PROGRAM MANAGER	N	EM05	35	P	1.00	A	\$77,004	\$77,004	Y	N		
LNR805	CB	02/12/11		24057	AQUATIC BIOLOGIST IV	N	SR22	13	P	1.00	A	\$51,312	\$77,004	Y	N		
LNR806	FA	02/01/12	01/31/15	16036	PARK MAINTENANCE SUPERVISOR II	N	F204	02	P	1.00	B	\$0	\$38,268	Y	N		
LNR806	FA	08/18/14		31513	GENERAL LABORER I	N	BC02	01	P	1.00	A	\$35,544	\$36,252	Y	N		
LNR806	FA	11/04/14		32292	PARK CARETAKER II	N	BC04	01	P	1.00	A	\$35,544	\$37,716	Y	N		
LNR806	FI	05/30/10	01/31/15	117750	EDUCATIONAL ASSISTANT II	N	SR08	03	P	1.00	B	\$28,836	\$28,836	Y	N		
LNR806	FI	05/29/10		118778	GENERAL LABORER I	N	BC02	01	P	1.00	B	\$23,736	\$37,968	Y	N		
LNR806	FI	NEW. EFF 11/22/13.		121100	PARKS INTERPRETIVE PROGRAM SPECIALIST	N	SR22	13	T	1.00	B	\$42,144	\$0	Y	N		
LNR806	FI	NEW. EFF 11/22/13.		121102	PARKS INTERPRETIVE PROGRAM SPECIALIST	N	SR22	13	T	1.00	B	\$42,144	\$0	Y	N		
LNR810	GD	07/02/14		119210	OFFICE ASSISTANT III	N	SR08	03	P	1.00	B	\$25,668	\$26,700	Y	N		
LNR906	AA	10/17/14		13120	OFFICE ASSISTANT III	N	SR08	03	P	1.00	A	\$32,424	\$26,700	Y	N		
LNR906	AA	11/24/14		118099	INFORMATION TECHNOLOGY SPECIALIST V	N	SR24	13	P	1.00	A	\$55,500	\$67,512	Y	N		

Department of Land and Natural Resources
 Vacancy Report as of November 30, 2014

Table 13

LNR906	AA	04/23/13		120335	EXECUTIVE DIRECTOR, PLDC	Y	SRNA	73	T	1.00	B	\$99,996	\$99,996	N	N			
LNR906	AA	04/23/13		120597	PROGRAM OFFICER, PLDC	Y	SRNA	13	T	1.00	B	\$80,000	\$88,000	N	N			
LNR906	AA	04/23/13		120598	ASSISTANT TO THE EXECUTIVE DIRECTOR, PLDC	Y	SRNA	73	T	1.00	B	\$40,000	\$39,996	N	N			
LNR906	AA	NEW. EFF 9/18/13.		121036	INFORMATION TECHNOLOGY SPECIALIST IV	N	SR22	13	P	1.00	B	\$53,352	\$0	Y	N			
LNR906	AA	NEW. EFF 6/7/14.	01/26/15	121362	ACCOUNT CLERK IV	N	SR13	03	P	1.00	B	\$25,668	\$0	Y	Y	1		

Department of Land and Natural Resources
Personnel Separations from July 1, 2013 to November 30, 2014

Table 14

<u>Prog ID</u>	<u>Sub-Org</u>	<u>Separation Date</u>	<u>Position Number</u>	<u>Position Title</u>	<u>Exempt (Y/N)</u>	<u>SR Level</u>	<u>BU Code</u>	<u>T/P</u>	<u>MOF</u>	<u>Budgeted FTE</u>	<u>Budgeted Salary</u>	<u>Actual FTE</u>	<u>Actual Salary</u>
LNR101	EA	1/11/2014	2723	DISTRICT LAND AGENT	N	SR26	13	P	B	1.00	\$73,044	1.00	\$57,720
LNR101	EA	9/28/2013	9632	APPRAISAL & REAL ESTATE SPECIALIST	Y	SRNA	13	P	B	1.00	\$57,708	1.00	\$64,476
LNR101	EA	7/8/2014	9632	APPRAISAL & REAL ESTATE SPECIALIST	Y	SRNA	13	P	B	1.00	\$57,708	1.00	\$60,000
LNR101	EA	12/31/2013	48238	LAND AGENT V	N	SR24	13	P	B	1.00	\$67,488	1.00	\$70,188
LNR101	EA	8/30/2014	52359	GENERAL LABORER II	N	BC03	01	P	B	1.00	\$34,164	1.00	\$35,544
LNR101	EA	12/28/2013	117517	EDUCATION & OUTREACH COORDINATOR	Y	SRNA	73	T	B	1.00	\$55,500	1.00	\$57,720
LNR101	EA	2/22/2014	120669	ADMINISTRATIVE SERVICES ASSISTANT	N	SR22	13	P	B	1.00	\$43,296	1.00	\$47,400
LNR111	BA	11/26/2014	157	ABSTRACTING ASSISTANT III	N	SR09	03	P	B	1.00	\$28,836	1.00	\$28,872
LNR111	BA	2/28/2014	161	OFFICE ASSISTANT III	N	SR08	03	P	B	1.00	\$27,756	1.00	\$26,700
LNR111	BA	10/1/2014	162	ABSTRACTING ASSISTANT IV	N	SR11	03	P	B	1.00	\$31,212	1.00	\$31,236
LNR111	BA	8/1/2014	46748	ABSTRACTING ASSISTANT V	N	SR13	03	P	B	1.00	\$35,064	1.00	\$37,980
LNR111	BA	2/15/2014	118407	CASHIER II	N	SR12	03	P	B	1.00	\$30,036	1.00	\$31,212
LNR111	BA	11/3/2014	118856	LAND DOCUMENT RECEIVING CLERK II	N	SR19	03	P	B	1.00	\$48,048	1.00	\$51,924
LNR111	BA	11/3/2014	118994	OFFICE ASSISTANT III	N	SR08	03	T	B	1.00	\$23,736	1.00	\$26,700
LNR141	BA	2/22/2014	119308	GEOLOGIST II	N	SR28	13	P	B	1.00	\$62,424	1.00	\$96,096
LNR153	CB	8/31/2013	24262	FISHERY TECHNICIAN IV	N	SR13	03	P	B	1.00	\$37,968	1.00	\$39,480
LNR172	DA	7/7/2014	11632	FORESTRY MANAGEMENT SUPERVISOR II	N	SR18	13	P	A	1.00	\$70,224	1.00	\$78,996
LNR172	DA	11/1/2014	112449	FORESTRY & WILDLIFE TECHNICIAN IV	N	SR13	03	T	B	1.00	\$31,212	1.00	\$33,720
LNR172	DA	7/8/2014	118603	FORESTRY & WILDLIFE WORKER II	N	BC05	01	T	B	1.00	\$36,960	1.00	\$38,460
LNR172	DA	7/1/2013	118680	FORESTRY & WILDLIFE WORKER II	N	BC05	01	T	B	1.00	\$36,960	1.00	\$36,960
LNR172	DA	6/6/2014	119078	FORESTRY & WILDLIFE WORKER II	N	BC05	01	T	B	1.00	\$34,314	1.00	\$38,460

Department of Land and Natural Resources
Personnel Separations from July 1, 2013 to November 30, 2014

Table 14

LNR401	CA	11/4/2014	2951	AQUATIC RESOURCES PROGRAM ADMINISTRATOR	N	EM07	35	P	A	1.00	\$106,272	1.00	\$117,096
LNR401	CA	10/1/2013	7438	SECRETARY III	N	SR16	63	P	A	1.00	\$54,012	1.00	\$36,516
LNR401	CA	11/1/2013	9620	AQUATIC RESOURCES PROGRAM MANAGER	N	EM05	35	P	A	1.00	\$81,696	1.00	\$84,960
LNR401	CA	8/1/2014	50980	OFFICE ASSISTANT III	N	SR08	03	P	A	1.00	\$39,480	1.00	\$42,684
LNR401	CA	10/1/2014	113267	SANCTUARY PROGRAMS & OPERATIONS COORDINATOR	Y	SRNA	13	T	P	1.00	\$51,312	1.00	\$51,312
LNR401	CA	7/20/2013	113267	SANCTUARY PROGRAMS & OPERATIONS COORDINATOR	N	SRNA	13	T	P	1.00	\$51,312	1.00	\$53,364
LNR401	CA	5/29/2014	118629	NWHI MONUMENT PERMITS COORDINATOR	Y	SRNA	13	T	P	1.00	\$53,352	1.00	\$53,364
LNR401	CA	1/14/2014	120594	ACCOUNTANT III	N	SR20	13	T	N A	0.75 0.25	\$35,043 \$10,533	1.00	\$43,812
LNR402	DA	12/31/2013	2882	FORESTRY & WILDLIFE ADMINISTRATOR	N	EM08	35	P	A	1.00	\$85,860	1.00	\$110,856
LNR402	DA	10/8/2014	2944	FORESTRY & WILDLIFE WORKER II	N	BC05	01	P	A	1.00	\$36,960	1.00	\$36,960
LNR402	DA	5/5/2014	4670	FORESTRY & WILDLIFE WORKER II	N	BC05	01	P	A	1.00	\$36,960	1.00	\$39,228
LNR402	DA	12/31/2013	11307	FORESTER VI	N	SR26	13	P	A	1.00	\$70,224	1.00	\$73,032
LNR402	DA	8/16/2014	15015	WILDLIFE MANAGEMENT PROGRAM SPECIALIST	N	SR26	13	P	A	1.00	\$62,424	1.00	\$57,720
LNR402	DA	7/1/2014	26773	OFFICE ASSISTANT IV	N	SR10	03	P	A	1.00	\$28,836	1.00	\$31,236
LNR402	DA	6/27/2014	27073	WILDLIFE BIOLOGIST V	N	SR24	13	P	A	1.00	\$51,312	0.60	\$53,364
LNR402	DA	12/31/2013	113201	OFFICE ASSISTANT III	N	SR08	03	P	N	1.00	\$28,836	1.00	\$30,036
LNR402	DA	12/18/2013	118219	OFFICE ASSISTANT III	N	SR08	03	P	N	1.00	\$25,668	1.00	\$25,668
LNR402	DA	10/18/2014	118249	FORESTRY & WILDLIFE WORKER II	N	BC05	01	P	A	1.00	\$36,960	1.00	\$39,228
LNR402	DA	7/1/2014	118405	FORESTRY & WILDLIFE WORKER II	N	BC05	01	T	A	1.00	\$36,960	1.00	\$38,460
LNR402	DA	8/10/2013	118677	FORESTER III	N	SR20	13	P	A	1.00	\$42,132	1.00	\$43,812
LNR402	DB	12/25/2013	120326	WILDLIFE BIOLOGIST II	N	SR20	13	T	U	1.00	\$42,132	1.00	\$43,812
LNR404	GC	4/16/2014	112683	HYDROLOGIST VI	Y	SRNA	13	P	A	1.00	\$73,044	1.00	\$75,960

Department of Land and Natural Resources
Personnel Separations from July 1, 2013 to November 30, 2014

Table 14

LNR405	HA	10/1/2014	2954	CONSERVATION & RESOURCES ENFORCEMENT DISTRICT MANAGER	N	EM03	31	P	A	1.00	\$72,888	1.00	\$78,840
LNR405	HA	11/1/2014	17486	CONSERVATION & RESOURCES ENFORCEMENT OFFICER IV	N	SR22	03	P	A	1.00	\$51,936	1.00	\$56,172
LNR405	HA	7/1/2013	33300	CONSERVATION & RESOURCES ENFORCEMENT OFFICER IV	N	SR22	03	P	A	1.00	\$68,388	1.00	\$71,112
LNR405	HA	8/6/2014	34049	CONSERVATION & RESOURCES ENFORCEMENT OFFICER III	N	SR20	03	P	A	1.00	\$49,932	1.00	\$54,012
LNR405	HA	12/31/2013	43037	EDUCATION SPECIALIST (HE) V	N	SR24	13	P	N A	1.00	\$53,352	1.00	\$55,488
LNR405	HA	7/1/2014	52372	CONSERVATION & RESOURCES ENFORCEMENT OFFICER IV	N	SR22	03	P	A	1.00	\$68,388	1.00	\$54,012
LNR405	HA	10/1/2013	118082	CONSERVATION & RESOURCES ENFORCEMENT OFFICER III	N	SR20	03	P	A	1.00	\$44,412	1.00	\$46,176
LNR405	HA	4/1/2014	118083	CONSERVATION & RESOURCES ENFORCEMENT OFFICER III	N	SR20	03	P	A	1.00	\$44,412	1.00	\$42,684
LNR405	HA	11/1/2013	118726	CONSERVATION & RESOURCES ENFORCEMENT OFFICER III	N	SR20	03	P	A	1.00	\$48,048	1.00	\$49,932
LNR405	HA	8/1/2014	118918	OFFICE ASSISTANT III	N	SR08	03	P	A	1.00	\$36,516	1.00	\$39,492
LNR407	NA	8/1/2013	13332	GENERAL LABORER I	N	BC02	01	P	A	1.00	\$33,228	1.00	\$33,228
LNR407	NA	5/1/2014	40367	OFFICE ASSISTANT III	N	SR08	03	P	A	1.00	\$26,700	1.00	\$26,700

Department of Land and Natural Resources
Personnel Separations from July 1, 2013 to November 30, 2014

Table 14

LNR407	NA	6/27/2014	45490	FORESTRY & WILDLIFE WORKER II	N	BC05	01	P	A	1.00	\$36,960	1.00	\$38,460
LNR407	NA	1/6/2014	47600	NATURAL AREA RESERVE SPECIALIST IV	N	SR22	13	P	B	1.00	\$51,312	1.00	\$53,364
LNR407	NA	7/1/2013	118277	FORESTRY & WILDLIFE TECHNICIAN IV	N	SR13	03	T	B	1.00	\$33,756	1.00	\$33,756
LNR407	NA	5/21/2014	118332	PLANNER IV	N	SR22	13	P	B	1.00	\$49,332	1.00	\$51,300
LNR407	NA	8/9/2014	118355	NATURAL AREA RESERVE SPECIALIST IV	N	SR22	13	P	B	1.00	\$45,576	1.00	\$47,400
LNR801	CH	7/21/2014	1102	GENERAL LABORER I	N	BC02	01	P	B	1.00	\$34,164	1.00	\$34,560
LNR801	CH	8/1/2014	8042	GENERAL LABORER II	N	BC03	01	P	B	1.00	\$34,164	1.00	\$35,544
LNR801	CH	10/9/2013	9786	HARBOR AGENT IV	N	SR16	03	P	B	1.00	\$40,548	1.00	\$42,684
LNR801	CH	10/5/2013	22942	HARBOR AGENT III	N	SR14	03	P	B	1.00	\$32,424	1.00	\$33,756
LNR801	CH	11/1/2013	26307	GENERAL LABORER II	N	BC03	01	P	B	1.00	\$34,164	1.00	\$33,888
LNR801	CH	5/1/2014	26767	BUILDING MAINTENANCE WORKER I	N	BC09	01	P	B	1.00	\$44,544	1.00	\$46,344
LNR801	CH	8/30/2014	39234	HARBOR AGENT I	N	SR10	03	P	B	1.00	\$27,756	1.00	\$29,988
LNR801	CH	10/8/2014	46141	OFFICE ASSISTANT III	N	SR08	03	P	B	1.00	\$26,700	1.00	\$27,768
LNR801	CH	4/5/2014	48183	GENERAL LABORER I	N	BC02	01	P	B	1.00	\$34,164	1.00	\$34,560
LNR801	CH	4/1/2014	49291	BOATING & OCEAN RECREATION SPECIALIST IV	N	SR22	13	P	B	1.00	\$45,576	1.00	\$47,400
LNR801	CH	8/12/2014	117771	GENERAL LABORER II	N	BC03	01	P	B	1.00	\$34,164	1.00	\$35,544
LNR801	CH	5/31/2014	118308	BUILDING MAINTENANCE SUPERVISOR I	N	F111	02	P	B	1.00	\$51,528	1.00	\$51,528
LNR801	CH	9/16/2013	118867	PLANNER IV	N	SR22	13	P	B	1.00	\$45,576	1.00	\$45,576
LNR801	CH	8/6/2014	119001	OFFICE ASSISTANT III	N	SR08	03	P	B	1.00	\$26,700	1.00	\$28,872
LNR802	HP	8/26/2014	100377	ARCHITECTURAL HISTORIAN	Y	SRNA	13	P	N	1.00	\$55,788	1.00	\$58,020
LNR802	HP	8/1/2013	100378	ARCHITECTURAL HISTORIAN	Y	SRNA	13	P	N	1.00	\$53,004	1.00	\$55,128
LNR802	HP	1/1/2014	100380	ARCHITECTURAL BRANCH CHIEF	Y	SRNA	13	P	A	1.00	\$72,000	1.00	\$74,880
LNR802	HP	9/23/2014	102064	HISTORIC PRESERVATION ARCHAEOLOGIST III	Y	SRNA	13	P	N	1.00	\$43,824	1.00	\$45,576
LNR802	HP	8/4/2014	102287	CULTURAL HISTORIAN	Y	SRNA	13	P	B	1.00	\$51,060	1.00	\$53,100
LNR802	HP	3/28/2014	120337	BURIAL SITES SPECIALIST	Y	SRNA	13	P	A	1.00	\$53,000	1.00	\$49,920

Department of Land and Natural Resources
Personnel Separations from July 1, 2013 to November 30, 2014

Table 14

LNR804	DA	10/1/2014	12604	WILDLIFE BIOLOGIST V	N	SR24	13	P	A	1.00	\$75,960	1.00	\$78,996
LNR804	DA	8/1/2014	41172	ACCOUNT CLERK III	N	SR11	03	P	A	1.00	\$35,064	1.00	\$37,980
LNR804	DA	10/1/2013	45494	TRAILS & ACCESS SPECIALIST II	N	SR18	13	P	A	1.00	\$42,132	1.00	\$42,132
LNR804	DA	4/1/2014	110125	FORESTRY & WILDLIFE TECHNICIAN IV	N	SR13	03	P	A	1.00	\$41,040	1.00	\$42,684
LNR804	DA	8/16/2014	120863	OFFICE ASSISTANT III	N	SR08	03	T	N	1.00	\$29,650	1.00	\$26,700
LNR806	FA	7/1/2014	2690	PARK CARETAKER III	N	BC06	01	P	A	1.00	\$38,436	1.00	\$39,984
LNR806	FA	2/1/2014	13124	PARK CARETAKER II	N	BC04	01	P	A	1.00	\$35,544	1.00	\$36,252
LNR806	FA	7/18/2013	17626	PARK CARETAKER II	N	BC04	01	P	A	1.00	\$35,544	1.00	\$35,544
LNR806	FA	10/1/2013	31513	PARK CARETAKER II	N	BC04	01	P	A	1.00	\$35,544	1.00	\$35,544
LNR806	FA	11/4/2014	32292	PARK CARETAKER II	N	BC04	01	P	A	1.00	\$35,544	1.00	\$37,716
LNR806	FA	9/17/2013	35792	PARK CARETAKER II	N	BC04	01	P	A	1.00	\$35,544	1.00	\$35,544
LNR806	FA	4/2/2014	37246	PARK CARETAKER II	N	BC04	01	P	A	1.00	\$35,544	1.00	\$36,972
LNR806	FI	12/2/2013	117621	GENERAL LABORER I	N	BC02	01	P	B	1.00	\$33,228	1.00	\$33,888
LNR806	FI	8/10/2013	118907	PARK INTERPRETIVE TECH	N	SR13	03	T	B	1.00	\$29,640	1.00	\$32,424
LNR806	FI	6/1/2014	118907	PARK INTERPRETIVE TECH	N	SR13	03	T	B	1.00	\$29,640	1.00	\$31,212
LNR810	GD	7/2/2014	119210	OFFICE ASSISTANT III	N	SR08	03	P	B	1.00	\$25,668	1.00	\$27,768
LNR906	AA	1/1/2014	2961	ACCOUNT CLERK V	N	SR15	03	P	A	1.00	\$48,048	1.00	\$49,932
LNR906	AA	12/31/2013	12771	ENGINEER II	N	SR22	13	P	C	1.00	\$67,512	1.00	\$67,512
LNR906	AA	7/6/2013	13120	PERSONNEL CLERK V	N	SR13	63	P	A	1.00	\$32,424	1.00	\$33,756
LNR906	AA	10/17/2014	13120	OFFICE ASSISTANT III	N	SR08	63	P	A	1.00	\$32,424	1.00	\$26,700
LNR906	AA	8/1/2013	33450	PERSONNEL CLERK IV	N	SR11	63	P	A	1.00	\$28,836	1.00	\$30,036
LNR906	AA	11/24/2014	118099	INFORMATION TECHNOLOGY SPECIALIST V	N	SR24	13	P	A	1.00	\$55,500	1.00	\$67,512
LNR101	EA	11/12/2014	41672	LAND AGENT III	N	SR20	13	P	B	1.00	\$38,988	1.00	\$49,308
LNR101	EA	7/1/2013	116697	LAND AGENT IV	N	SR22	13	P	B	1.00	\$31,212	1.00	\$31,212

Department of Land and Natural Resources
Positions Filled from July 1, 2013 to November 30, 2014

Table 15

<u>Prog ID</u>	<u>Sub-Org</u>	<u>Effective Date Position Filled</u>	<u>Position Number</u>	<u>Position Title</u>	<u>Exempt (Y/N)</u>	<u>SR Level</u>	<u>BU Code</u>	<u>T/P</u>	<u>MOF</u>	<u>Budgeted FTE</u>	<u>Budgeted Salary</u>	<u>Actual FTE</u>	<u>Actual Salary</u>	<u>Occupied by 89 Day Hire (Y/N)</u>
LNR101	EA	11/12/2014	2723	DISTRICT LAND AGENT	N	SR26	13	P	B	1.00	\$73,044	1.00	\$57,720	N
LNR101	EA	3/3/2014	9632	APPRAISAL & REAL ESTATE SPECIALIST	Y	SRNA	13	P	B	1.00	\$57,708	1.00	\$60,000	N
LNR101	EA	5/19/2014	26433	PLANNER IV	N	SR22	13	P	B	1.00	\$60,024	1.00	\$47,400	N
LNR101	EA	9/12/2013	111576	SPECIAL PROJECTS COORDINATOR	Y	SRNA	13	P	B	1.00	\$67,488	1.00	\$68,000	N
LNR101	EA	1/21/2014	117517	EDUCATION & OUTREACH SPECIALIST	Y	SRNA	73	T	B	1.00	\$55,500	1.00	\$60,000	N
LNR101	EA	1/17/2014	118343	PROJECT DEVELOPMENT SPECIALIST	Y	SRNA	13	P	B	1.00	\$49,344	1.00	\$65,004	N
LNR101	EA	9/17/2014	120669	ADMINISTRATIVE SERVICES ASSISTANT	N	SR22	13	P	B	1.00	\$43,296	1.00	\$53,364	N
LNR101	EA	7/1/2014	121037	LAND AGENT I	N	SR16	13	P	B	1.00	\$47,412	1.00	\$37,464	N
LNR111	BA	7/16/2014	154	ABSTRACTING ASSISTANT IV	N	SR11	03	P	B	1.00	\$30,036	1.00	\$29,988	N
LNR111	BA	8/19/2013	157	ABSTRACTING ASSISTANT III	N	SR09	03	P	B	1.00	\$28,836	1.00	\$27,756	N
LNR111	BA	9/16/2014	159	OFFICE ASSISTANT III	N	SR08	03	P	B	1.00	\$26,700	1.00	\$26,700	N
LNR111	BA	11/3/2014	161	OFFICE ASSISTANT III	N	SR08	03	P	B	1.00	\$27,756	1.00	\$26,700	N
LNR111	BA	1/3/2014	8798	ABSTRACTING ASSISTANT V	N	SR13	03	P	B	1.00	\$39,480	1.00	\$32,424	N
LNR111	BA	11/3/2014	40400	ABTRACTOR IX	N	SR21	03	P	B	1.00	\$54,012	1.00	\$56,172	N
LNR111	BA	1/16/2014	47354	OFFICE ASSISTANT III	N	SR08	03	P	B	1.00	\$27,756	1.00	\$25,668	N
LNR111	BA	10/1/2014	110301	ABSTRACTING ASSISTANT V	N	SR13	03	P	B	1.00	\$37,968	1.00	\$33,720	N
LNR111	BA	10/1/2014	110302	ABSTRACTING ASSISTANT IV	N	SR11	03	P	B	1.00	\$36,516	1.00	\$269,988	N
LNR111	BA	8/1/2014	118407	CASHIER II	N	SR12	03	P	B	1.00	\$30,036	1.00	\$31,236	N
LNR111	BA	12/5/2013	118972	OFFICE ASSISTANT III	N	SR08	03	T	B	1.00	\$25,668	1.00	\$25,668	N
LNR111	BA	3/10/2014	118994	OFFICE ASSISTANT III	N	SR08	03	T	B	1.00	\$23,736	1.00	\$25,668	N

Department of Land and Natural Resources
Positions Filled from July 1, 2013 to November 30, 2014

Table 15

LNR111	BA	11/18/2013	120981	ABSTRACTING ASSISTANT III	N	SR09	03	T	B	1.00	\$24,684	1.00	\$26,700	N
LNR111	BA	8/1/2014	121168	LAND DOCUMENT RECEIVING CLERK I	N	SR17	03	P	B	1.00	\$33,756	1.00	\$42,684	N
LNR111	BA	5/16/2014	121192	ABTRACTOR VI	N	SR15	03	P	B	1.00	\$31,212	1.00	\$42,684	N
LNR141	GA	11/18/2013	119308	GEOLOGIST II	N	SR28	13	P	B	1.00	\$62,424	1.00	\$92,400	N
LNR141	GA	6/2/2014	9630	ENGINEERING PROGRAM MANAGER	N	EM07	35	P	A	0.50	\$48,078	0.50	\$46,068	N
LNR906	AA								C	0.50	\$48,078	0.50	\$46,068	
LNR172	DA	7/1/2013	21434	FORESTRY & WILDLIFE WORKER II	N	BC05	01	P	A	1.00	\$36,960	1.00	\$37,704	N
LNR172	DA	7/1/2013	21439	FORESTRY & WILDLIFE WORKER III	N	WS05	01	P	A	1.00	\$39,576	1.00	\$40,368	N
LNR172	DA	6/16/2014	118260	GENERAL LABORER I	N	BC02	01	P	P	0.50	\$16,614	0.50	\$17,280	N
									B	0.50	\$16,614	0.50	\$17,280	
LNR172	DA	3/3/2014	119025	FORESTRY & WILDLIFE WORKER II	N	BC05	01	T	B	1.00	\$34,314	1.00	\$37,704	N
LNR172	DA	3/17/2014	119078	FORESTRY & WILDLIFE WORKER II	N	BC05	01	T	B	1.00	\$34,314	1.00	\$37,704	N
LNR401	CA	8/26/2013	2951	AQUATIC RESOURCES PROGRAM ADMINISTRATOR	N	EM07	35	P	A	1.00	\$106,272	1.00	\$112,596	N
LNR401	CA	1/2/2014	7438	SECRETARY III	N	SRNA	63	P	A	1.00	\$54,012	1.00	\$35,064	N
LNR401	CA	10/16/2013	39763	EDUCATION SPECIALIST (AR) IV	N	SR22	13	P	N	1.00	\$53,352	1.00	\$45,576	N
LNR401	CA	1/15/2014	113267	SANCTUARY OPERATIONS COORDINATOR	Y	SRNA	13	P	P	1.00	\$51,312	1.00	\$51,312	N
LNR401	CA	9/22/2014	118216	AQUATIC BIOLOGIST III	N	SR20	13	P	A	1.00	\$43,824	1.00	\$43,812	N
LNR401	CA	9/2/2014	120815	FISHERY TECHNICIAN IV	N	SR13	03	T	A	1.00	\$33,756	1.00	\$32,460	N
LNR401	CA	8/25/2014	120822	AQUATIC BIOLOGIST V	N	SR24	13	T	B	1.00	\$49,332	1.00	\$47,400	N
LNR401	CA	10/9/2014	120823	AQUATIC BIOLOGIST IV	N	SR22	13	T	A	1.00	\$45,576	1.00	\$43,812	N
LNR402	DA	1/21/2014	2882	FORESTRY & WILDLIFE ADMINISTRATOR	N	EM08	35	P	A	1.00	\$85,860	1.00	\$86,364	N

Department of Land and Natural Resources
Positions Filled from July 1, 2013 to November 30, 2014

Table 15

LNR402	DA	7/7/2014	2883	FORESTRY & WILDLIFE MANAGER	N	EM05	35	P	A	1.00	\$92,688	1.00	\$86,892	N
LNR402	DA	4/1/2014	2912	GENERAL CONSTRUCTION & MAINTENANCE SUPERVISOR I	N	F110	02	P	A	1.00	\$51,528	1.00	\$52,536	N
LNR402	DA	4/21/2014	2944	FORESTRY & WILDLIFE WORKER II	N	BC05	01	P	A	1.00	\$36,960	1.00	\$38,460	N
LNR402	DA	7/8/2014	4664	CARPENTER I	N	BC09	01	P	A	1.00	\$44,544	1.00	\$47,268	N
LNR402	DA	1/2/2014	15015	WILDLIFE MANAGEMENT PROGRAM SPECIALIST	N	SR26	13	P	A	1.00	\$62,424	1.00	\$57,750	N
LNR402	DA	12/4/2013	52380	ADMINISTRATIVE SERVICES ASSISTANT	N	SR22	13	P	A	1.00	\$47,412	1.00	\$49,308	N
LNR402	DA	9/2/2014	113201	OFFICE ASSISTANT III	N	SR08	03	P	N	1.00	\$28,836	1.00	\$26,700	N
LNR402	DA	9/16/2013	118219	OFFICE ASSISTANT III	N	SR08	03	P	N	1.00	\$25,668	1.00	\$25,668	N
LNR402	DA	11/3/2014	118219	OFFICE ASSITANT III	N	SR08	03	P	N	1.00	\$25,668	1.00	\$27,768	N
LNR402	DA	10/16/2013	118273	CARPENTER II	N	WS09	01	P	A	1.00	\$47,268	1.00	\$48,216	N
LNR402	DB	11/17/2014	120326	WILDLIFE BIOLOGIST III	N	SR20	13	T	U	1.00	\$42,132	1.00	\$43,812	N
LNR402	DA	11/18/2013	120327	FORESTRY & WILDLIFE TECHNICIAN IV	N	SR13	03	T	U	1.00	\$31,212	1.00	\$31,212	N
LNR402	DB	11/10/2014	120329	FORESTRY & WILDLIFE TECHNICIAN IV	N	SR13	03	T	U	1.00	\$31,212	1.00	\$32,460	N
LNR402	DA	9/2/2014	120332	FORESTRY & WILDLIFE TECHNICIAN IV	N	SR13	03	T	U	1.00	\$31,212	1.00	\$32,460	N
LNR402	DA	6/16/2014	120948	WILDLIFE BIOLOGIST IV	N	SR22	13	T	P	1.00	\$45,576	1.00	\$47,400	N
LNR404	GC	5/29/2014	11777	INFORMATION TECHNOLOGY SPECIALIST IV	N	SR22	13	P	A	1.00	\$60,024	1.00	\$53,364	N
LNR404	GC	7/1/2014	118214	HYDROLOGIST III	Y	SRNA	13	P	A	1.00	\$43,824	1.00	\$51,300	N
LNR405	HA	11/3/2014	2907	CONSERVATION & RESOURCES ENFORCEMENT OFFICER II	N	SR18	03	P	A	1.00	\$49,932	1.00	\$39,492	N

Department of Land and Natural Resources
Positions Filled from July 1, 2013 to November 30, 2014

Table 15

LNR405	HA	7/1/2013	2959	CONSERVATION & RESOURCES ENFORCEMENT DISTRICT MANAGER	N	EM03	31	P	A	1.00	\$69,660	1.00	\$81,780	N
LNR405	HA	7/1/2013	4345	CONSERVATION & RESOURCES ENFORCEMENT OFFICER III	N	SR20	03	P	A	1.00	\$54,012	1.00	\$37,968	N
LNR405	HA	7/1/2014	5025	CONSERVATION & RESOURCES ENFORCEMENT ASSISTANT ADMINISTRATOR	N	EM05	31	P	A	1.00	\$85,416	1.00	\$77,616	N
LNR405	HA	11/3/2014	25890	CONSERVATION & RESOURCES ENFORCEMENT OFFICER II	N	SR18	03	P	A	1.00	\$54,012	1.00	\$39,492	N
LNR405	HA	2/1/2014	28534	CONSERVATION & RESOURCES ENFORCEMENT OFFICER III	N	SR20	03	P	B	1.00	\$37,968	1.00	\$41,040	N
LNR405	HA	12/16/2013	33291	CONSERVATION & RESOURCES ENFORCEMENT OFFICER II	N	SR18	03	P	A	1.00	\$48,048	1.00	\$37,968	N
LNR405	HA	4/1/2014	33296	CONSERVATION & RESOURCES ENFORCEMENT OFFICER II	N	SR18	03	P	A	1.00	\$48,048	1.00	\$37,968	N
LNR405	HA	7/1/2013	52348	CONSERVATION & RESOURCES ENFORCEMENT OFFICER III	N	SR20	03	P	A	1.00	\$49,932	1.00	\$46,176	N
LNR405	HA	9/3/2013	52375	ACCOUNTANT III	N	SR20	13	P	A	1.00	\$43,824	1.00	\$42,132	N
LNR405	HA	4/1/2014	117706	CONSERVATION & RESOURCES ENFORCEMENT OFFICER III	N	SR20	03	P	A	1.00	\$49,932	1.00	\$44,412	N
LNR405	HA	7/1/2013	118797	CONSERVATION & RESOURCES ENFORCEMENT OFFICER IV	N	SR22	03	P	A	1.00	\$58,440	1.00	\$56,172	N

Department of Land and Natural Resources
Positions Filled from July 1, 2013 to November 30, 2014

Table 15

LNR405	HA	1/16/2014	118983	OFFICE ASSISTANT III	N	SR08	03	P	A	1.00	\$30,036	1.00	\$25,668	N
LNR405	HA	5/1/2014	119073	CONSERVATION & RESOURCES ENFORCEMENT OFFICER II	N	SR18	03	P	A	1.00	\$36,267	1.00	\$37,968	N
LNR407	NA	10/8/2014	13332	GENERAL LABORER I	N	BC02	01	P	A	1.00	\$33,228	1.00	\$35,256	N
LNR407	NA	11/1/2013	39937	OFFICE ASSISTANT III	N	SR08	03	P	A	1.00	\$26,700	1.00	\$25,668	N
LNR407	NA	7/1/2014	40367	OFFICE ASSISTANT III	N	SR08	03	P	A	1.00	\$26,700	1.00	\$28,872	N
LNR407	NA	1/6/2014	44991	NATURAL AREA RESERVE SPECIALIST V	N	SR24	13	P	A	1.00	\$57,708	1.00	\$60,012	N
LNR407	NA	3/17/2014	118290	NATURAL AREA RESERVE SPECIALIST III	N	SR20	13	T	B	1.00	\$43,824	1.00	\$43,812	N
LNR407	NA	10/1/2014	118291	FORESTER III	N	SR20	13	T	B	1.00	\$38,998	1.00	\$43,812	N
LNR407	NA	4/1/2014	118337	NATURAL AREA RESERVE SPECIALIST IV	N	SR22	13	T	B	1.00	\$45,576	1.00	\$47,760	N
LNR407	NA	1/16/2014	118355	NATURAL AREA RESERVE SPECIALIST IV	N	SR22	13	P	B	1.00	\$45,576	1.00	\$47,400	N
LNR801	CH	11/13/2014	8042	GENERAL LABORER II	N	BC03	01	P	B	1.00	\$34,164	1.00	\$35,256	N
LNR801	CH	10/8/2014	22942	HARBOR AGENT II	N	SR12	03	P	B	1.00	\$32,424	1.00	\$31,236	N
LNR801	CH	4/28/2014	23999	OFFICE ASSISTANT III	N	SR08	03	P	B	1.00	\$31,212	1.00	\$25,668	N
LNR801	CH	4/1/2014	46760	RECREATIONAL HARBOR MANAGER I	N	SR24	23	P	B	1.00	\$51,312	1.00	\$53,364	N
LNR801	CH	9/16/2013	48176	BUILDING MAINTENANCE WORKER I	N	BC09	01	P	B	1.00	\$44,544	1.00	\$45,432	N
LNR801	CH	7/1/2014	48202	BUILDING MAINTENANCE WORKER I	N	BC09	01	P	B	1.00	\$44,544	1.00	\$47,268	N
LNR801	CH	8/28/2014	48204	AUDITOR IV	N	SR22	13	P	B	1.00	\$51,312	1.00	\$57,720	N
LNR801	CH	2/1/2014	117747	GENERAL LABORER II	N	BC03	01	P	B	1.00	\$34,164	1.00	\$33,888	N
LNR801	CH	4/21/2014	117751	HARBOR AGENT II	N	SR12	03	P	B	1.00	\$30,036	1.00	\$30,036	N
LNR801	CH	7/21/2014	118113	GENERAL LABORER I	N	BC02	01	P	B	1.00	\$34,164	1.00	\$35,256	N
LNR801	CH	8/4/2014	120396	GENERAL LABORER I	N	BC02	01	P	B	1.00	\$33,228	1.00	\$35,256	N
LNR801	CH	10/1/2013	120846	HARBOR AGENT II	N	SR12	03	P	B	1.00	\$30,036	1.00	\$30,036	N

Department of Land and Natural Resources
Positions Filled from July 1, 2013 to November 30, 2014

Table 15

LNR801	CH	8/6/2014	121293	OFFICE ASSISTANT III	N	SR08	03	P	B	1.00	\$23,000	1.00	\$28,872	N
LNR802	HP	8/4/2014	12975	HISTORY & CULTURE BRANCH CHIEF	Y	SRNA	13	P	A	1.00	\$53,040	1.00	\$72,000	N
LNR802	HP	9/23/2013	26603	OFFICE ASSISTANT III	N	SR08	03	P	A	1.00	\$27,756	1.00	\$26,700	N
LNR802	HP	10/28/2013	43185	OFFICE ASSISTANT IV	N	SR10	03	P	A	1.00	\$28,836	1.00	\$27,756	N
LNR802	HP	5/1/2014	100378	ARCHITECTURAL HISTORIAN	Y	SRNA	13	P	N	1.00	\$53,004	1.00	\$53,004	N
LNR802	HP	11/18/2013	101037	HISTORIC PRESERVATION ARCHAEOLOGIST IV	Y	SRNA	13	P	A	1.00	\$45,576	1.00	\$57,000	N
LNR802	HP	12/2/2013	102282	HISTORIC PRESERVATION ADMINISTRATOR	Y	SRNA	93	P	A	1.00	\$93,600	1.00	\$105,000	N
LNR802	HP	5/5/2014	103121	HISTORIC SITES PRESERVATION SPECIALIST II	Y	SRNA	13	P	A	1.00	\$62,424	1.00	\$60,000	N
LNR802	HP	6/9/2014	112243	ARCHITECTURAL HISTORIAN	Y	SRNA	13	P	A	1.00	\$60,024	1.00	\$53,004	N
LNR802	HP	10/27/2014	120336	BURIAL SITES SPECIALIST	Y	SRNA	13	P	A	1.00	\$45,000	1.00	\$45,000	N
LNR802	HP	11/3/2014	120337	BURIAL SITES SPECIALIST	Y	SRNA	13	P	A	1.00	\$53,000	1.00	\$45,000	N
LNR802	HP	3/24/2014	120752	BURIAL SITES SPECIALIST	Y	SRNA	13	P	A	1.00	\$53,000	1.00	\$46,800	N
LNR802	HP	9/2/2014	121172	BURIAL SITES SPECIALIST	Y	SRNA	13	P	A	1.00	\$53,000	1.00	\$48,000	N
LNR804	DA	10/1/2013	45007	TRAILS & ACCESS SPECIALIST V	N	SR24	13	P	A	1.00	\$73,044	1.00	\$51,312	N
LNR804	DA	6/16/2014	52386	FORESTRY & WILDLIFE TECHNICIAN III	N	SR11	03	P	B	1.00	\$31,212	1.00	\$28,836	N
LNR804	DA	6/16/2014	117719	FORESTRY & WILDLIFE WORKER II	N	BC05	03	P	B	1.00	\$33,228	1.00	\$38,460	N
LNR804	DA	12/2/2013	120729	FORESTRY & WILDLIFE TECHNICIAN IV	N	SR13	03	T	N	1.00	\$29,650	1.00	\$31,212	N
LNR804	DA	11/18/2013	120730	FORESTRY & WILDLIFE TECHNICIAN IV	N	SR13	03	T	N	1.00	\$29,650	1.00	\$31,212	N

Department of Land and Natural Resources
Positions Filled from July 1, 2013 to November 30, 2014

Table 15

LNR804	DA	3/3/2014	120765	WILDLIFE BIOLOGIST IV	N	SR20	13	T	N	1.00	\$43,297	1.00	\$42,812	N
LNR804	DA	3/3/2014	120852	WILDLIFE BIOLOGIST IV	N	SR22	13	T	N	1.00	\$43,297	1.00	\$47,400	N
LNR804	DA	7/1/2013	120863	OFFICE ASSISTANT III	N	SR08	03	T	N	1.00	\$29,650	1.00	\$25,668	N
LNR806	FA	11/4/2014	2690	PARK CARETAKER III	N	BC06	01	P	A	1.00	\$38,436	1.00	\$40,788	N
LNR806	FA	4/16/2014	13124	PARK CARETAKER II	N	BC04	03	P	A	1.00	\$35,544	1.00	\$36,972	N
LNR806	FA	3/28/2014	17626	GENERAL LABORER I	N	BC02	01	P	A	1.00	\$35,544	1.00	\$33,888	N
LNR806	FI	1/21/2014	22336	GENERAL LABORER I	N	BC02	01	P	B	1.00	\$35,544	1.00	\$33,888	N
LNR806	FI	1/16/2014	27052	PARK CARETAKER II	N	BC04	01	P	B	1.00	\$35,544	1.00	\$36,252	N
LNR806	FI	3/21/2014	27061	GENERAL LABORER I	N	BC02	01	P	B	1.00	\$35,544	1.00	\$33,888	N
LNR806	FI	1/16/2014	30001	PARK CARETAKER II	N	BC04	01	P	B	1.00	\$35,544	1.00	\$36,252	N
LNR806	FA	5/1/2014	30028	GENERAL LABORER I	N	BC02	03	P	A	1.00	\$33,228	1.00	\$34,560	N
LNR806	FA	2/3/2014	31513	PARK CARETAKER II	N	BC04	01	P	A	1.00	\$35,544	1.00	\$36,252	N
LNR806	FA	5/5/2014	35792	PARK CARETAKER II	N	BC04	03	P	A	1.00	\$35,544	1.00	\$36,972	N
LNR806	FA	8/18/2014	37246	PARK CARETAKER II	N	BC04	01	P	A	1.00	\$35,544	1.00	\$37,716	N
LNR806	FI	10/11/2014	47159	GENERAL LABORER I	N	BC02	01	P	B	1.00	\$35,544	1.00	\$35,256	N
LNR806	FA	10/16/2013	103660	SECRETARY I	N	SR12	03	P	B	1.00	\$33,756	1.00	\$30,036	N
LNR806	FI	1/2/2014	117618	GENERAL LABORER I	N	BC02	01	P	B	1.00	\$33,228	1.00	\$33,888	N
LNR806	FA	5/1/2014	117621	GENERAL LABORER I	N	BC02	03	P	B	1.00	\$33,228	1.00	\$34,560	N
LNR806	FA	8/18/2014	117699	OFFICE ASSISTANT III	N	SR08	03	P	B	1.00	\$31,212	1.00	\$26,700	N
LNR806	FI	9/3/2014	117778	GENERAL LABORER I	N	BC02	01	P	B	1.00	\$33,228	1.00	\$35,256	N
LNR806	FI	6/16/2014	118681	GENERAL LABORER I	N	BC02	03	P	B	1.00	\$33,228	1.00	\$34,560	N
LNR806	FI	12/2/2013	118907	PARK INTERPRETIVE TECHNICIAN	N	SR13	03	T	B	1.00	\$29,640	1.00	\$31,212	N
LNR806	FI	11/17/2014	118907	PARK INTERPRETIVE TECHNICIAN	N	SR13	03	T	B	1.00	\$29,640	1.00	\$32,460	N
LNR806	FA	7/1/2013	118916	PARK INTERPRETIVE TECHNICIAN	N	SR13	03	T	B	1.00	\$29,640	1.00	\$31,212	N
LNR806	FI	11/24/2014	118919	PROPERTY MANAGER IV	N	SR22	13	P	B	1.00	\$45,576	1.00	\$47,400	N
LNR806	FI	7/7/2014	121239	GENERAL LABORER I	N	BC02	01	P	B	1.00	\$33,228	1.00	\$35,256	N
LNR806	FI	7/14/2014	121240	GENERAL LABORER I	N	BC02	01	P	B	1.00	\$33,228	1.00	\$35,256	N
LNR806	FI	11/17/2014	121298	PARK MAINTENANCE SUPERVISOR II	N	F204	02	P	B	1.00	\$38,760	1.00	\$44,472	N
LNR806	FI	8/25/2014	121302	GENERAL LABORER I	N	BC02	01	P	B	1.00	\$31,068	1.00	\$35,256	N
LNR806	FI	11/17/2014	121303	GENERAL LABORER I	N	BC02	01	P	B	1.00	\$35,544	1.00	\$35,256	N
LNR906	AA	9/27/2013	2731	OFFICE ASSISTANT III	N	SR08	03	P	A	1.00	\$30,036	1.00	\$25,668	N

Department of Land and Natural Resources
Positions Filled from July 1, 2013 to November 30, 2014

Table 15

LNR906	AA	1/21/2014	2735	PERSONNEL MANAGEMENT SPECIALIST I	N	SR16	73	P	A	1.00	\$42,132	1.00	\$37,464	N
LNR906	AA	2/1/2014	2961	ACCOUNT CLERK V	N	SR15	03	P	A	1.00	\$48,048	1.00	\$35,064	N
LNR906	AA	5/16/2014	10119	ENGINEER IV	N	SR24	13	P	C	1.00	\$107,235	1.00	\$60,012	N
LNR906	AA	9/17/2013	11465	SECRETARY I	N	SR14	63	P	A	1.00	\$36,516	1.00	\$30,036	N
LNR906	AA	1/3/2014	13120	OFFICE ASSISTANT III	N	SR08	63	P	A	1.00	\$32,424	1.00	\$25,668	N
LNR906	AA	10/28/2013	33450	OFFICE ASSISTANT III	N	SR08	63	P	A	1.00	\$28,836	1.00	\$25,668	N
LNR906	AA	8/28/2013	46643	INFORMATION TECHNOLOGY SPECIALIST V	N	SR24	13	P	A	1.00	\$60,024	1.00	\$51,312	N
LNR906	AA	11/24/2014	46644	INFORMATION TECHNOLOGY SPECIALIST IV	N	SR22	13	P	A	1.00	\$45,576	1.00	\$60,012	N
LNR906	AA	11/1/2013	48167	INFORMATION TECHNOLOGY SPECIALIST IV	N	SR22	13	P	B	1.00	\$45,576	1.00	\$53,352	N
LNR906	AA	1/16/2014	110157	ENGINEER V	N	SR26	13	P	C	1.00	\$64,920	1.00	\$57,720	N
LNR906	AA	5/19/2014	116451	ACCOUNT CLERK IV	N	SR13	03	P	B	1.00	\$31,212	1.00	\$31,212	N
LNR906	AA	3/10/2014	117198	INFORMATION TECHNOLOGY SPECIALIST IV	N	SR22	13	P	B	1.00	\$47,412	1.00	\$55,488	N
LNR906	AA	10/1/2014	117655	INFORMATION TECHNOLOGY SPECIALIST III	N	SR20	13	P	B	1.00	\$40,020	1.00	\$49,308	N
LNR906	AA	5/28/2014	120343	ACCOUNT CLERK IV	N	SR13	03	P	B	1.00	\$31,176	1.00	\$32,424	N
LNR906	AA	10/23/2013	120878	STATE SUSTAINABILITY COORDINATOR	Y	SRNA	13	T	B	-	-	1.00	\$75,000	N
LNR906	AA	7/1/2014	120910	ENGINEER V	N	SR26	13	P	C	1.00	\$0	1.00	\$57,720	N
LNR906	AA	3/3/2014	121067	ACCOUNTANT II	N	SR18	13	P	B	1.00	\$61,520	1.00	\$40,548	N
LNR806	FA	11/5/2014	2690	Park CARETAKER III	N	BC06	01	P	A	1.00	\$38,436	1.00	\$40,788	N
LNR402	DA	7/7/2014	2883	FORESTRY & WILDLIFE MANAGER	N	EM05	35	P	A	1.00	\$92,688	1.00	\$86,892	N
LNR401	CA	10/16/2013	39763	EDUCATION SPECIALIST (AR) IV	N	SR22	13	P	A	1.00	\$45,576	1.00	\$47,400	N
LNR806	FI	11/1/2013	47159	Park CARETAKER II	N	BC04	01	P	A	1.00	\$35,544	1.00	\$36,262	N
LNR404	GC	4/16/2014	103087	HYDROLOGIC PROGRAM MANAGER	Y	SRNA	93	P	A	1.00	\$90,000	1.00	\$79,764	N

Department of Land and Natural Resources
 Positions Filled from July 1, 2013 to November 30, 2014

Table 15

LNR101	EA	11/1/2013	121078	SPECIAL ASSISTANT TO THE CHAIR	Y	SRNA	13	T	B	0.00	\$0	1.00	\$97,344	N
LNR101	EA	7/1/2014	121310	CULTURAL RESOURCES MANAGER	Y	SRNA	13	T	B	0.00	\$0	1.00	\$97,000	N

Department of Land and Natural Resources
 Unauthorized Positions as of November 30, 2014

Table 16

<u>Prog ID</u>	<u>Sub-Org</u>	<u>Date Established</u>	<u>Legal Authority</u>	<u>Position Number</u>	<u>Position Title</u>	<u>Exempt (Y/N)</u>	<u>SR Level</u>	<u>BU Code</u>	<u>T/P</u>	<u>MOF</u>	<u>FTE</u>	<u>Annual Salary</u>	<u>Filled (Y/N)</u>	<u>Occupied by 89 Day Hire (Y/N)</u>
LNR101	EA	3/21/2013	HRS 171-19	120878	STATE SUSTAINABILITY COORDINATOR	Y	SRNA	13	T	B	1.00	\$75,000	Y	N
LNR101	EA	7/1/2014	HRS 171-19	121310	CULTURAL RESOURCES MANAGER	Y	SRNA	13	T	B	1.00	\$97,000	Y	N
LNR101	EA	10/7/2014	HRS 171-19	121500	COMMUNICATIONS & VIDEO CONFERENCE ASSISTANT	Y	SRNA	13	T	B	1.00	\$30,000	Y	N

Department of Land and Natural Resources
Overtime Expenditure Summary

Table 17

Prog ID	Sub- Org	Program Title	MOF	FY14 (actual)			FY15 (estimated)			FY16 (budgeted)			FY17 (budgeted)		
				Base Salary \$\$\$\$	Overtime \$\$\$\$	Overtime Percent	Base Salary \$\$\$\$	Overtime \$\$\$\$	Overtime Percent	Base Salary \$\$\$\$	Overtime \$\$\$\$	Overtime Percent	Base Salary \$\$\$\$	Overtime \$\$\$\$	Overtime Percent
LNR 101	EA	Public Lands Management	B	\$ 2,654,529	\$ 6,871	0.3%	\$ 3,130,148	\$ 20,000	0.6%	\$ 3,166,062	\$ 20,000	0.6%	\$ 3,230,869	\$ 20,000	0.6%
LNR 111	BA	Conveyances & Recording	B	\$ 2,149,911	\$ 109,158	5.1%	\$ 2,584,068	\$ 75,000	2.9%	\$ 2,588,880	\$ 75,000	2.9%	\$ 2,598,125	\$ 75,000	2.9%
LNR 141	GA	Water & Land Development	A	\$ 53,818	\$ -	0.0%	\$ 80,127	\$ 1,000	1.2%	\$ 105,159	\$ 1,000	1.0%	\$ 107,548	\$ 1,000	0.9%
LNR 141	GA	Water & Land Development	B	\$ 200,207	\$ -	0.0%	\$ 258,552	\$ 1,000	0.4%	\$ 261,366	\$ 1,000	0.4%	\$ 267,096	\$ 1,000	0.4%
LNR 153	CB	Commercial Fisheries	A	\$ 206,208	\$ 10,269	5.0%	\$ 363,072	\$ 2,765	0.8%	\$ 365,358	\$ 2,765	0.8%	\$ 368,400	\$ 2,765	0.8%
LNR 153	CB	Commercial Fisheries	B	\$ 28,630	\$ -	0.0%	\$ 56,688	\$ -	0.0%	\$ 56,688	\$ -	0.0%	\$ 56,688	\$ -	0.0%
LNR 153	CB	Commercial Fisheries	N	\$ 2,403	\$ -	0.0%	\$ -	\$ -	0.0%	\$ -	\$ -	0.0%	\$ -	\$ -	0.0%
LNR 153	CB	Commercial Fisheries	P	\$ 57,469	\$ 87	0.2%	\$ 115,824	\$ 5,000	4.3%	\$ 115,824	\$ 5,000	4.3%	\$ 115,824	\$ 5,000	4.3%
LNR 172	DA	Forestry Resource Mgt & Dev.	A	\$ 618,328	\$ 1,486	0.2%	\$ 697,527	\$ 1,500	0.2%	\$ 717,561	\$ 1,500	0.2%	\$ 740,226	\$ 1,500	0.2%
LNR 172	DA	Forestry Resource Mgt & Dev.	B	\$ 324,440	\$ 38,745	11.9%	\$ 549,879	\$ 10,000	1.8%	\$ 562,025	\$ 10,000	1.8%	\$ 571,395	\$ 10,000	1.8%
LNR 172	DA	Forestry Resource Mgt & Dev.	N	\$ -	\$ -	0.0%	\$ -	\$ -	0.0%	\$ -	\$ -	0.0%	\$ -	\$ -	0.0%
LNR 172	DA	Forestry Resource Mgt & Dev.	P	\$ 55,097	\$ -	0.0%	\$ 127,938	\$ -	0.0%	\$ 130,718	\$ -	0.0%	\$ 133,593	\$ -	0.0%
LNR 401	CA	Aquatic Resources	A	\$ 1,437,453	\$ 14,822	1.0%	\$ 2,000,136	\$ 19,895	1.0%	\$ 2,023,053	\$ 19,895	1.0%	\$ 2,069,439	\$ 19,895	1.0%
LNR 401	CA	Aquatic Resources	N	\$ 58,224	\$ 2,023	3.5%	\$ 165,039	\$ 2,000	1.2%	\$ 165,039	\$ 2,000	1.2%	\$ 165,039	\$ 2,000	1.2%
LNR 401	CA	Aquatic Resources	P	\$ 282,953	\$ -	0.0%	\$ 403,119	\$ -	0.0%	\$ 403,119	\$ -	0.0%	\$ 403,119	\$ -	0.0%
LNR 402	DA	Native Resources & Fire Protection	A	\$ 2,098,067	\$ 155,048	7.4%	\$ 2,610,925	\$ 57,000	2.2%	\$ 2,717,502	\$ 57,000	2.1%	\$ 2,801,029	\$ 57,000	2.0%
LNR 402	DA	Native Resources & Fire Protection	B	\$ -	\$ 4,340	#DIV/0!	\$ -	\$ -	0.0%	\$ -	\$ -	0.0%	\$ -	\$ -	0.0%
LNR 402	DA	Native Resources & Fire Protection	N	\$ 90,416	\$ 2,994	3.3%	\$ 168,072	\$ -	0.0%	\$ 338,406	\$ -	0.0%	\$ 341,298	\$ -	0.0%
LNR 402	DB	Native Resources & Fire Protection	P	\$ 227,309	\$ 1,304	0.6%	\$ 499,010	\$ -	0.0%	\$ 380,923	\$ -	0.0%	\$ 382,984	\$ -	0.0%
LNR 402	DB	Native Resources & Fire Protection	T	\$ -	\$ -	0.0%	\$ 73,119	\$ -	0.0%	\$ 73,119	\$ -	0.0%	\$ 73,119	\$ -	0.0%
LNR 402	DB	Native Resources & Fire Protection	U	\$ 360,831	\$ 15,884	4.4%	\$ 414,459	\$ -	0.0%	\$ 416,934	\$ -	0.0%	\$ 421,680	\$ -	0.0%
LNR 404	GC	Water Resources	A	\$ 1,070,299	\$ -	0.0%	\$ 1,214,781	\$ -	0.0%	\$ 1,223,718	\$ -	0.0%	\$ 1,240,374	\$ -	0.0%
LNR 404	GC	Water Resources	B	\$ 237,500	\$ -	0.0%	\$ 284,452	\$ 4,000	1.4%	\$ 284,452	\$ 4,000	1.4%	\$ 284,452	\$ 4,000	1.4%
LNR 405	HA	Conservation & Resources Enforcement	A	\$ 4,659,779	\$ 109,660	2.4%	\$ 6,229,663	\$ 129,620	2.1%	\$ 6,235,206	\$ 129,620	2.1%	\$ 6,236,766	\$ 129,620	2.1%
LNR 405	HA	Conservation & Resources Enforcement	B	\$ 653,947	\$ 27,962	4.3%	\$ 883,290	\$ 79,000	8.9%	\$ 884,412	\$ 79,000	8.9%	\$ 884,412	\$ 79,000	8.9%
LNR 405	HA	Conservation & Resources Enforcement	N	\$ 94,753	\$ 11,994	12.7%	\$ 152,586	\$ 10,000	6.6%	\$ 154,326	\$ 10,000	6.5%	\$ 157,866	\$ 10,000	6.3%
LNR 405	HB	Conservation & Resources Enforcement	P	\$ -	\$ 72,092	#DIV/0!	\$ -	\$ 50,000	#DIV/0!	\$ -	\$ 50,000	#DIV/0!	\$ -	\$ 50,000	#DIV/0!
LNR 405	HA	Conservation & Resources Enforcement	W	\$ 32,032	\$ -	0.0%	\$ -	\$ -	0.0%	\$ -	\$ -	0.0%	\$ -	\$ -	0.0%
LNR 407	NA	Natural Area Reserves & Watershed Management	A	\$ 724,664	\$ 5,308	0.7%	\$ 872,007	\$ 1,000	0.1%	\$ 890,946	\$ 1,000	0.1%	\$ 917,292	\$ 1,000	0.1%
LNR 407	NA	Natural Area Reserves & Watershed Management	B	\$ 998,113	\$ 33,957	3.4%	\$ 2,021,211	\$ 10,000	0.5%	\$ 2,008,485	\$ 10,000	0.5%	\$ 2,043,600	\$ 10,000	0.5%
LNR 407	NA	Natural Area Reserves & Watershed Management	N	\$ 1,098	\$ -	0.0%	\$ -	\$ -	#DIV/0!	\$ -	\$ -	#DIV/0!	\$ -	\$ -	#DIV/0!
LNR 407	NA	Natural Area Reserves & Watershed Management	P	\$ 28,076	\$ 1,141	4.1%	\$ 27,750	\$ -	0.0%	\$ 27,750	\$ -	0.0%	\$ 27,750	\$ -	0.0%
LNR 801	CH	Ocean Based Recreation	B	\$ 3,444,495	\$ 145,824	4.2%	\$ 4,535,592	\$ -	0.0%	\$ 4,588,949	\$ -	0.0%	\$ 4,669,241	\$ -	0.0%

Department of Land and Natural Resources
Overtime Expenditure Summary

Table 17

Prog ID	Sub- Org	Program Title	MOF	FY14 (actual)			FY15 (estimated)			FY16 (budgeted)			FY17 (budgeted)		
				Base Salary \$\$\$\$	Overtime \$\$\$\$	Overtime Percent	Base Salary \$\$\$\$	Overtime \$\$\$\$	Overtime Percent	Base Salary \$\$\$\$	Overtime \$\$\$\$	Overtime Percent	Base Salary \$\$\$\$	Overtime \$\$\$\$	Overtime Percent
LNR 802	HP	Historic Preservation	A	\$ 832,474	\$ -	0.0%	\$ 1,185,709	\$ 2,000	0.2%	\$ 1,189,078	\$ 2,000	0.2%	\$ 1,194,766	\$ 2,000	0.2%
LNR 802	HP	Historic Preservation	N	\$ 308,383	\$ -	0.0%	\$ 444,836	\$ -	0.0%	\$ 444,836	\$ -	0.0%	\$ 444,836	\$ -	0.0%
LNR 804	DA	Forest and Outdoor Recreation	A	\$ 1,269,839	\$ 1,129	0.1%	\$ 1,540,053	\$ 3,000	0.2%	\$ 1,571,583	\$ 3,000	0.2%	\$ 1,615,573	\$ 3,000	0.2%
LNR 804	DA	Forest and Outdoor Recreation	B	\$ 215,063	\$ -	0.0%	\$ 319,029	\$ -	0.0%	\$ 326,694	\$ -	0.0%	\$ 337,710	\$ -	0.0%
LNR 804	DA	Forest and Outdoor Recreation	N	\$ 306,043	\$ 12,431	4.1%	\$ 674,215	\$ 30,000	4.4%	\$ 682,183	\$ 30,000	4.4%	\$ 686,395	\$ 30,000	4.4%
LNR 804	DA	Forest and Outdoor Recreation	W	\$ 61,814	\$ 7,805	12.6%	\$ 87,132	\$ 2,000	2.3%	\$ 89,988	\$ 2,000	2.2%	\$ 92,946	\$ 2,000	2.2%
LNR 805	CB	Recreational Fisheries	A	\$ 284,085	\$ 10,142	3.6%	\$ 416,412	\$ 4,623	1.1%	\$ 420,102	\$ 4,623	1.1%	\$ 427,608	\$ 4,623	1.1%
LNR 805	CB	Recreational Fisheries	B	\$ 8,704	\$ 101	1.2%	\$ 8,036	\$ -	0.0%	\$ 8,036	\$ -	0.0%	\$ 8,036	\$ -	0.0%
LNR 805	CB	Recreational Fisheries	N	\$ 26,111	\$ 2,442	9.4%	\$ 24,106	\$ -	0.0%	\$ 24,106	\$ -	0.0%	\$ 24,106	\$ -	0.0%
LNR 806	FA	State Parks Admin & Operations	A	\$ 2,732,464	\$ 52,448	1.9%	\$ 2,977,015	\$ 60,000	2.0%	\$ 3,063,732	\$ 60,000	2.0%	\$ 3,156,945	\$ 60,000	1.9%
LNR 806	FI	State Parks Admin & Operations	B	\$ 1,211,625	\$ 13,204	1.1%	\$ 1,938,143	\$ 16,572	0.9%	\$ 1,980,693	\$ 16,572	0.8%	\$ 2,033,480	\$ 16,572	0.8%
LNR 810	GD	Prevention of Natural Disasters	B	\$ 492,888	\$ -	0.0%	\$ 445,299	\$ 1,000	0.2%	\$ 469,689	\$ 1,000	0.2%	\$ 483,606	\$ 1,000	0.2%
LNR 810	GD	Prevention of Natural Disasters	P	\$ 34,489	\$ -	0.0%	\$ 11,230	\$ 1,000	8.9%	\$ 28,567	\$ 1,000	3.5%	\$ 29,568	\$ 1,000	3.4%
LNR 906	AA	Natural Physical Environment- Admin	A	\$ 1,684,761	\$ 54,415	3.2%	\$ 1,872,294	\$ 1,664	0.1%	\$ 1,970,700	\$ 1,664	0.1%	\$ 2,014,479	\$ 1,664	0.1%
LNR 906	AA	Natural Physical Environment- Admin	B	\$ 501,062	\$ 25,005	5.0%	\$ 937,356	\$ 12,500	1.3%	\$ 991,248	\$ 12,500	1.3%	\$ 1,006,620	\$ 12,500	1.2%
Total				\$ 32,820,854	\$ 950,091	2.9%	\$ 43,399,899	\$ 613,139	1.4%	\$ 44,147,215	\$ 613,139	1.4%	\$ 44,865,898	\$ 613,139	1.4%

Overtime Position List

(Only for Positions the Sum of Overtime Paid and Value of Compensatory Time for which was at Least 10% of Base Pay)

Prog ID	Position No.	Bargaining Unit	Included in CB (Y/N)	Exempt (Y/N)	Temp or Perm (T/P)	MOF	Position Title	Salary Range Level	Base Annual Pay	Hours Exceeding Standard	OT		Comp Time			Total OT/Comp	
											\$ Amount Paid	% of Base	Hours Earned	\$ Value of Hours Earned	% \$ Value of Base Salary	\$ Amount OT Paid + \$ Value Comp Hours Earned	% of Base
LNR111	135	3	Y	N	P	B	Abstractor IX	SR 21	56,082.00	191.72	7,753.92	13.8%	-	0.0%	7,754	13.8%	
LNR111	139	4	Y	N	P	B	Conveyancing Supervisor	SR 24	63,101.50	200.03	9,102.72	14.4%	-	0.0%	9,103	14.4%	
LNR111	142	4	Y	N	P	B	Abstractor VII	SR 17	40,910.00	203.03	5,989.99	14.6%	-	0.0%	5,990	14.6%	
LNR111	143	3	Y	N	P	B	Abstractor VI	SR 15	46,102.50	193.50	6,433.35	14.0%	-	0.0%	6,433	14.0%	
LNR111	147	3	Y	N	P	B	Office Assistant IV	SR 10	33,645.00	148.99	3,614.93	10.7%	-	0.0%	3,615	10.7%	
LNR111	4369	3	Y	N	P	B	Abstracting Assistant IV	SR 11	33,645.00	190.01	4,610.19	13.7%	-	0.0%	4,610	13.7%	
LNR111	9055	3	Y	N	P	B	Abstractor IX	SR 21	58,345.50	197.77	8,321.18	14.3%	-	0.0%	8,321	14.3%	
LNR111	40395	3	Y	N	P	B	Abstracting Assistant V	SR 13	40,975.00	167.65	4,953.96	12.1%	-	0.0%	4,954	12.1%	
LNR111	40396	3	Y	N	P	B	Abstracting Assistant V	SR 13	33,645.00	182.06	4,417.35	13.1%	-	0.0%	4,417	13.1%	
LNR111	40436	3	Y	N	P	B	Abstracting Assistant V	SR 13	39,417.00	198.70	5,648.22	14.3%	-	0.0%	5,648	14.3%	
LNR111	40437	3	Y	N	P	B	Abstractor VI	SR 15	46,102.50	191.69	6,373.20	13.8%	-	0.0%	6,373	13.8%	
LNR111	47354	3	Y	N	P	B	Office Assistant III	SR 08	9,672.00	72.00	1,332.72	13.8%	-	0.0%	1,333	13.8%	
LNR111	110301	3	Y	N	P	B	Abstracting Assistant V	SR 13	37,905.50	84.61	4,725.75	12.5%	-	0.0%	4,726	12.5%	
LNR111	121192	3	Y	N	P	B	Abstractor VI	SR 15	1,778.50	8.95	227.76	12.8%	-	0.0%	228	12.8%	
LNR153	7436	3	Y	N	P	A	Fishery Technician V	SR 15	46,010.00	199.95	6,634.50	14.4%	-	0.0%	6,635	14.4%	
LNR153	24634	3	Y	N	P	A	Fishery Technician IV	SR 13	34,814.00	144.75	3,634.21	10.4%	-	0.0%	3,634	10.4%	
LNR172	2892	13	Y	N	P	A	Forester II	SR 20	42,936.00	169.47	5,247.53	12.2%	96.92	3,001.05	7.0%	8,249	19.2%
LNR402	2935	2	Y	N	P	A	Forestry & Wildlife Sup I	F105	42,936.50	187.68	5,811.37	13.5%	2.51	77.70	0.2%	5,889	13.7%
LNR172	2949	1	Y	N	P	B	Forestry & Wildlife Worker II	BC 05	37,428.00	41.97	1,132.79	3.0%	163.89	4,423.73	11.8%	5,557	14.8%
LNR172	11632	23	Y	N	P	A	Forest Mgmt Supervisor II	Sir 26	71,715.50	463.82	23,987.98	33.4%	-	0.0%	23,988	33.4%	
LNR172	21439	1	Y	N	P	A	Forestry & Wildlife Worker III	WS 05	27,046.00	2.71	72.79	0.3%	110.72	2,976.02	11.0%	3,049	11.3%
LNR172	21441	1	Y	N	P	A	Forestry & Wildlife Worker II	BC 05	37,428.00	165.96	4,479.45	12.0%	83.75	2,260.40	6.0%	6,740	18.0%
LNR172	27059	1	Y	N	P	A	Forestry & Wildlife Worker II	BC 05	31,018.00	64.44	1,441.34	4.6%	177.52	3,970.98	12.8%	5,412	17.4%
LNR402	118602	1	Y	N	T	B	Heavy Equipment Operator	BC 10	46,817.36	146.39	4,942.46	10.6%	92.49	3,122.55	6.7%	8,065	17.2%
LNR401	52337	3	Y	N	P	A	Fishery Technician IV	SR 13	37,695.00	151.76	4,125.35	10.9%	-	0.0%	4,125	10.9%	
LNR402	2916	63	N	N	P	A	Secretary II	SR 14	33,510.00	226.34	5,469.62	16.3%	-	0.0%	5,470	16.3%	
LNR402	2940	3	Y	N	P	N	Secretary I	SR 12	32,193.00	330.06	7,662.77	23.8%	-	0.0%	7,663	23.8%	
LNR402	2947	1	Y	N	P	A	Equipment Operator I	Be 04	36,121.45	174.39	4,542.78	12.6%	4.10	106.68	0.3%	4,649	12.9%
LNR402	4664	1	Y	N	P	A	Carpenter I	BC 09	39,542.45	135.67	4,931.90	12.5%	3.14	114.08	0.3%	5,046	12.8%
LNR804	10947	13	Y	N	P	A	Wildlife Biologist IV	SR 22	58,932.00	559.12	23,762.24	40.3%	30.04	1,276.61	2.2%	25,039	42.5%
LNR402	11447	13	Y	N	P	A	Forester IV	SR 22	52,295.00	274.34	10,346.12	19.8%	1.02	38.49	0.1%	10,385	19.9%
LNR402	15296	13	Y	N	P	A	Forester IV	SR 22	48,320.00	244.95	8,535.60	17.7%	113.29	3,947.72	8.2%	12,483	25.8%
LNR402	23364	1	Y	N	P	A	Heavy Veh/Const Equip Mech I	BC 11	48,530.30	242.35	8,481.55	17.5%	6.16	215.73	0.4%	8,697	17.9%
LNR402	27099	13	Y	N	P	B	Forester IV	SR 22	46,450.00	168.13	5,631.80	12.1%	-	0.0%	5,632	12.1%	
LNR172	46732	13	Y	N	P	B	Botanist IV	SR 22	56,679.50	143.78	5,877.11	10.4%	72.48	2,962.59	5.2%	8,840	15.6%
LNR402	110303	13	Y	N	P	A	Accountant IV	SR 22	47,530.25	687.58	23,567.75	49.6%	-	0.0%	23,568	49.6%	
LNR402	118273	1	Y	N	P	A	Carpenter II	WS 09	10,865.00	55.98	2,034.91	18.7%	-	0.0%	2,035	18.7%	
LNR402	120331	3	Y	N	T	U	Forestry & Wildlife Tech IV	SR 13	32,193.00	202.46	4,700.24	14.6%	3.53	81.85	0.3%	4,782	14.9%
LNR405	2960	3	Y	N	P	B	CREO III	SR 20	47,700.00	314.20	10,808.10	22.7%	-	0.0%	10,808	22.7%	
LNR405	28534	3	Y	N	P	B	CREO II	SR 18	32,334.55	209.42	4,883.18	15.1%	-	0.0%	4,883	15.1%	
LNR405	33299	3	Y	N	P	P	CREO III	SR 20	51,561.00	184.15	6,847.33	13.3%	-	0.0%	6,847	13.3%	

Overtime Position List

(Only for Positions the Sum of Overtime Paid and Value of Compensatory Time for which was at Least 10% of Base Pay)

Prog ID	Position No.	Bargaining Unit	Included in CB (Y/N)	Exempt (Y/N)	Temp or Perm (T/P)	MOF	Position Title	Salary Range Level	Base Annual Pay	Hours Exceeding Standard	OT		Comp Time			Total OT/Comp	
											\$ Amount Paid	% of Base	Hours Earned	\$ Value of Hours Earned	% \$ Value of Base Salary	\$ Amount OT Paid + \$ Value Comp Hours Earned	% of Base
LNR405	39174	3	Y	N	P	P	CREO III	SR 20	53,623.00	140.53	5,434.23	10.1%	36.26	1,402.38	2.6%	6,837	12.7%
LNR405	39175	3	Y	N	P	B	CREO IV	SR 22	68,142.50	312.68	15,365.34	22.5%	-	-	0.0%	15,365	22.5%
LNR405	40438	3	Y	N	P	N	Secretary I	SR 12	36,249.00	191.20	4,998.10	13.8%	-	-	0.0%	4,998	13.8%
LNR405	41143	3	Y	N	P	N	Office Assistant III	SR 08	26,507.00	182.37	3,486.06	13.2%	-	-	0.0%	3,486	13.2%
LNR405	52338	3	Y	N	P	B	CREO III	SR 20	47,700.00	262.83	9,040.95	19.0%	-	-	0.0%	9,041	19.0%
LNR405	52344	3	Y	N	P	P	CREO III	SR 20	51,748.50	177.90	6,639.03	12.8%	-	-	0.0%	6,639	12.8%
LNR405	118083	3	Y	N	P	A	CREO III	SR 20	32,987.00	67.11	3,682.89	11.2%	-	-	0.0%	3,683	11.2%
LNR405	118084	3	Y	N	P	A	CREO III	SR 20	45,844.00	130.94	4,329.00	9.4%	57.16	1,889.89	4.1%	6,219	13.6%
LNR405	120457	13	Y	Y	T	N	Hunter Education Specialist III	SR 20	43,112.00	71.11	2,210.97	5.1%	152.92	4,754.30	11.0%	6,965	16.2%
LNR407	45493	1	Y	N	P	A	Forestry & Wildlife Worker II	WS 05	40,073.10	190.80	5,513.92	13.8%	84.23	2,434.17	6.1%	7,948	19.8%
LNR407	47595	13	Y	N	P	A	Natural Resource Mgt Spclt	SR 26	71,715.50	-	-	0.0%	200.61	10375.01	14.5%	10,375	14.5%
LNR407	47600	13	Y	N	P	B	NAR Specialist IV	SR 22	37,489.24	63.20	4,062.15	10.8%	-	-	0.0%	4,062	10.8%
LNR407	118265	13	Y	N	P	B	Accountant IV	SR 22	46,545.00	576.48	19,350.14	41.6%	-	-	0.0%	19,350	41.6%
LNR402	118276	3	Y	N	T	B	Forestry & Wildlife Tech IV	SR 13	32,193.00	11.08	257.24	0.8%	135.23	3,139.51	9.8%	3,397	10.6%
LNR801	1102	1	Y	N	P	B	General Laborer II	BC 03	31,905.88	174.45	4,014.00	12.6%	-	-	0.0%	4,014	12.6%
LNR801	26751	23	Y	N	P	B	Recreational Harbor Mgr II	SR 26	59,052.00	419.76	17,875.71	30.3%	-	-	0.0%	17,876	30.3%
LNR801	27700	3	Y	N	P	B	Harbor Agent II	SR 12	47,970.00	605.94	20,961.61	43.7%	-	-	0.0%	20,962	43.7%
LNR801	38648	3	Y	N	P	B	Harbor Agent II	SR 12	40,975.00	316.64	9,356.51	22.8%	-	-	0.0%	9,357	22.8%
LNR801	46141	3	Y	N	P	B	Office Assistant III	SR 08	26,614.00	221.87	4,258.35	16.0%	-	-	0.0%	4,258	16.0%
LNR801	50939	13	Y	N	P	B	Accountant III	SR 20	43,112.00	291.02	9,048.03	21.0%	-	-	0.0%	9,048	21.0%
LNR801	50957	3	Y	N	P	B	Harbor Agent II	SR 12	34,955.00	438.01	11,041.41	31.6%	-	-	0.0%	11,041	31.6%
LNR801	117735	13	Y	N	P	B	General Professional IV	SR 22	46,640.00	439.70	14,789.24	31.7%	25.50	857.59	1.8%	15,647	33.5%
LNR801	117770	1	Y	N	P	B	General Laborer II	BC 03	34,736.00	248.89	6,234.70	17.9%	-	-	0.0%	6,235	17.9%
LNR801	118379	3	Y	N	P	B	Harbor Agent II	SR 12	31,114.00	246.18	5,523.83	17.8%	56.01	1,256.79	4.0%	6,781	21.8%
LNR801	120545	63	N	N	P	B	Harbor Agent II	SR 12	26,916.16	419.04	8,133.92	30.2%	-	-	0.0%	8,134	30.2%
LNR804	8525	3	Y	N	P	W	Forestry & Wildlife Tech IV	SR 13	34,814.00	212.54	5,336.20	15.3%	8.06	202.32	0.6%	5,539	15.9%
LNR804	10779	3	Y	N	P	A	Forestry & Wildlife Tech IV	SR 13	40,910.00	189.59	5,593.47	13.7%	61.19	1,805.30	4.4%	7,399	18.1%
LNR804	17394	3	Y	N	P	N	Forestry & Wildlife Tech IV	SR 13	44,268.00	223.40	7,131.86	16.1%	71.48	2,281.89	5.2%	9,414	21.3%
LNR804	41172	3	Y	N	P	A	Account Clerk III	SR 11	36,249.00	56.93	1,488.21	4.1%	95.72	2,502.30	6.9%	3,991	11.0%
LNR804	45007	13	Y	N	P	A	Trails & Access Spclt V	SR 24	28,905.50	129.56	4,647.80	16.1%	-	-	0.0%	4,648	16.1%
LNR804	45494	13	Y	N	P	A	Trails & Access Spclt IV	SR 18	20,838.00	89.76	3,220.01	15.5%	-	-	0.0%	3,220	15.5%
LNR805	4658	3	Y	N	P	A	Fishery Technician IV	SR 13	39,338.00	243.94	6,920.40	17.6%	-	-	0.0%	6,920	17.6%
LNR805	118250	3	Y	N	P	B	Fishery Technician IV	SR 13	34,814.00	153.70	3,858.76	11.1%	-	-	0.0%	3,859	11.1%
LNR806	11187	4	Y	N	P	A	Park District Supt II	SR 26	58,017.00	205.97	8,617.50	14.9%	-	-	0.0%	8,618	14.9%
LNR806	12174	1	Y	N	P	A	Park Caretaker II	BC 04	36,121.45	43.85	1,142.22	3.2%	150.51	3,920.54	10.9%	5,063	14.0%
LNR806	12810	1	Y	N	P	A	Park Caretaker III	BC 06	39,062.43	315.48	8,887.21	22.8%	-	-	0.0%	8,887	22.8%
LNR806	30241	1	Y	N	P	A	Park Caretaker II	BC 04	35,987.90	168.35	4,369.11	12.1%	-	-	0.0%	4,369	12.1%
LNR906	2721	35	N	N	P	A	Fiscal Mgmt Officer	EM 05	88,862.50	127.98	8,201.22	9.2%	66.24	4,245.12	4.8%	12,446	14.0%
LNR906	2730	63	N	N	P	A	Secretary II	SR 12	51,635.63	120.19	4,475.44	8.7%	59.85	2,228.57	4.3%	6,704	13.0%
LNR906	2961	3	Y	N	P	A	Account Clerk V	SR 15	10,227.00	125.61	3,376.40	33.0%	33.87	910.44	8.9%	4,287	41.9%
LNR906	10869	73	N	N	P	A	Accountant V	SR 24	62,171.40	272.75	12,228.83	19.7%	-	-	0.0%	12,229	19.7%

Overtime Position List

(Only for Positions the Sum of Overtime Paid and Value of Compensatory Time for which was at Least 10% of Base Pay)

Prog ID	Position No.	Bargaining Unit	Included in CB (Y/N)	Exempt (Y/N)	Temp or Perm (T/P)	MOF	Position Title	Salary Range Level	Base Annual Pay	Hours Exceeding Standard	OT		Comp Time			Total OT/Comp	
											\$ Amount Paid	% of Base	Hours Earned	\$ Value of Hours Earned	% \$ Value of Base Salary	\$ Amount OT Paid + \$ Value Comp Hours Earned	% of Base
LNR906	13086	13	Y	N	P	A	Accountant V	SR 24	77,573.00	109.42	6,121.44	7.9%	43.79	2,449.71	3.2%	8,571	11.0%
LNR906	29216	13	Y	N	P	A	Accountant V	SR 24	71,715.50	238.43	12,330.97	17.2%	-	-	0.0%	12,331	17.2%
LNR906	46643	13	Y	N	P	A	Info.Tech Specialist V	SR 24	2,526.00	20.36	963.59	38.1%	-	-	0.0%	964	38.1%
LNR906	116451	3	Y	N	P	B	Account Clerk IV	SR 13	22,976.00	86.72	5,382.87	23.4%	-	-	0.0%	5,383	23.4%
LNR906	117692	13	Y	N	P	B	Accountant IV	SR 22	52,509.00	225.51	8,539.50	16.3%	-	-	0.0%	8,540	16.3%
LNR906	118678	13	Y	N	P	B	Accountant IV	SR 22	48,518.00	129.96	4,547.08	9.4%	77.25	2,702.94	5.6%	7,250	14.9%
LNR906	121067	13	Y	N	P	B	Accountant II	SR 18	10,137.00	45.89	1,637.17	16.2%	-	-	0.0%	1,637	16.2%
GRAND TOTAL									\$ 3,678,024	\$ 17,858	\$ 597,723	16.3%	\$ 2,377	\$ 77,935	2.1%	\$ 675,658	18.4%
Totals						A		\$ 1,638,005	\$ 6,998	\$ 253,217	15.5%	\$ 1,482	\$ 50,747	3.1%	\$ 303,963	18.6%	
						B		\$ 1,633,750	\$ 8,944	\$ 290,059	17.8%	\$ 623	\$ 18,466	1.1%	\$ 308,525	18.9%	
						C		\$ -	\$ -	\$ -	-	\$ -	\$ -	-	\$ -	-	
						N		\$ 182,329	\$ 998	\$ 25,490	14.0%	\$ 224	\$ 7,036	3.9%	\$ 32,526	17.8%	
						P		\$ 156,933	\$ 503	\$ 18,921	12.1%	\$ 36	\$ 1,402	0.9%	\$ 20,323	13.0%	
						R		\$ -	\$ -	\$ -	-	\$ -	\$ -	-	\$ -	-	
						T		\$ -	\$ -	\$ -	-	\$ -	\$ -	-	\$ -	-	
						U		\$ 32,193	\$ 202	\$ 4,700	14.6%	\$ 4	\$ 82	0.3%	\$ 4,782	14.9%	
						W		\$ 34,814	\$ 213	\$ 5,336	15.3%	\$ 8	\$ 202	0.6%	\$ 5,539	15.9%	
						X		\$ -	\$ -	\$ -	-	\$ -	\$ -	-	\$ -	-	

Department of Land and Natural Resources
Overpayments as of November 30, 2014

Table 19

Div	Name of Employee	Date of Overpayment	Gross Amount Overpaid	Amount Recovered	Balance	Category				Reason for Overpayment	Referred to Attorney General
						Employed Occurred > 2 Years	Employed Occurred < 2 Years	Not Employed Occurred > 2 Years	Not Employed Occurred < 2 Years		
DAR	[REDACTED]	7/1/2001	\$ 3,030.03		\$ 3,030.03				3030.03	Salary Withholding Not Processed in Time/Referred to Collection Agency	No
DOBOR	[REDACTED]	8/4/2004	\$ 3,010.89		\$ 3,010.89				3010.89	Resigned While On Leave/Referred to Collection Agency	Yes
DOBOR	[REDACTED]	12/1/2012	\$ 1,669.91	\$ 695.80	\$ 974.11	974.11				Leave Without Pay Status/Salary deduction started 10/3/2014	No
DOBOR	[REDACTED]	12/6/2011	\$ 674.91		\$ 674.91		674.91			Leave Without Pay Status - Retired ; Recovery Procedures Sent to the Division	No
DOBOR	[REDACTED]	2/19/2010	\$ 612.45	\$ 179.96	\$ 432.49				432.49	Leave Without Pay Status/Recovery Procedures Sent to the Division-QUIT	Yes
DOBOR	[REDACTED]	8/1/2002	\$ 658.22		\$ 658.22				658.22	Leave Without Pay Status/Recovery Procedures Sent to the Division	Yes
DOBOR	[REDACTED]	7/28/2009	\$ 10,158.39	\$ 349.11	\$ 9,809.28				9809.28	Leave Without Pay Status/Recovery Procedures Sent to the Division-QUIT	Yes
DOBOR	[REDACTED]	9/1/1995	\$ 2,466.90	\$ 28.15	\$ 2,438.75				2438.75	Leave Without Pay Status	No

Department of Land and Natural Resources
Overpayments as of November 30, 2014

Table 19

<u>Div</u>	<u>Name of Employee</u>	<u>Date of Overpayment</u>	<u>Gross Amount Overpaid</u>	<u>Amount Recovered</u>	<u>Balance</u>	<u>Employed Occurred > 2 Years</u>	<u>Employed Occurred < 2 Years</u>	<u>Not Employed Occurred > 2 Years</u>	<u>Not Employed Occurred < 2 Years</u>	<u>Reason for Overpayment</u>	<u>Referred to Attorney General</u>
DOBOR	██████████	5/20/2014	\$ 2,953.99	\$ 1,230.85	\$ 1,723.14	1723.14				Leave Without Pay Status/Salary deduction started 10/3/2014	No
DOBOR	██████████	2/26/2007	\$ 457.24		\$ 457.24				457.24	Leave Without Pay Status/Recovery Procedures Sent to the Division	No
BOC	██████████	1/16/2008	\$ 1,325.43		\$ 1,325.43				1325.43	Paid while on LWOP in 6/07/Terminated effective 7/23/08	No
DOFAW	██████████	1/1/1995	\$ 706.14		\$ 706.14				706.14	Delay in Termination Paperwork/Referred to Collection Agency	No
DOFAW	██████████	9/1/2000	\$ 2,414.81	\$ 868.94	\$ 1,545.87				1545.87	Resigned/MEDCAH was unsuccessful to collect; Division to write off	No
DOCARE	██████████	12/27/2007	\$ 656.18	\$ 250.81	\$ 405.37				405.37	Worked 50% but paid 100%/Recovery Procedures Sent to the Division	No
PARKS	██████████	10/1/2000	\$ 1,423.64		\$ 1,423.64				1423.64	Resigned While on Military Leave	No
PARKS	██████████	8/1/1992	\$ 2,659.93		\$ 2,659.93				2659.93	Insufficient Leave Credits	No
PARKS	██████████	1/1/1985	\$ 1,771.32		\$ 1,771.32				1771.32	Insufficient Leave Credits	No

Department of Land and Natural Resources
Overpayments as of November 30, 2014

Table 19

<u>Div</u>	<u>Name of Employee</u>	<u>Date of Overpayment</u>	<u>Gross Amount Overpaid</u>	<u>Amount Recovered</u>	<u>Balance</u>	<u>Employed Occurred > 2 Years</u>	<u>Employed Occurred < 2 Years</u>	<u>Not Employed Occurred > 2 Years</u>	<u>Not Employed Occurred < 2 Years</u>	<u>Reason for Overpayment</u>	<u>Referred to Attorney General</u>
PARKS	██████████ ██████████	1/1/1991	\$ 1,469.40		\$ 1,469.40				1469.4	Insufficient Leave Credits/Recovery Procedures Sent to the Division	No
PARKS	████████████████████	12/1/1992	\$ 5,573.49		\$ 5,573.49				5573.49	Insufficient Leave Credits/Hearing requested/Transferred to Another Department ; 7/26/12 Personnel Office informed that the former employee transferred to DHS on 8/7/93 and retired from the same dept on 2/1/12	No, Steensen retired from DHS on 2/1/2012
PARKS	████████████████████	2/1/1992	\$ 823.26		\$ 823.26				823.26	Insufficient Leave Credits	No

Department of Land and Natural Resources
Active Contracts as of December 1, 2014

Table 20

Prog ID	Div	MOF	Frequency		Max Value	Outstanding Balance	Term of Contract			Organization	Category E/L/P/C/G /S	Description	Explanation of How Contract is Monitored	POS Y/N
			Amount Paid	(M/A/O)			Date Executed	From	To					
LNR101	Land/ ENG	B	22,960	O	24,023	1,063	8/22/2005	5/2/2005	COMPLETED	BUREAU VERITAS NORTH AMERICA,	S	PESTICIDE PLANT INTERM REMEDIATION-EWA, OAHU &	PROCESSING FINAL INVOICE	N
LNR101	Land/ ENG	B	717	O	10,000	9,283	10/19/2005	9/29/2005	COMPLETED	URS CORPORATION	S	ROCKSLIDE MITIGATION STUDY AT MAUNALAHA SUBDIVISION OAHU HI JOB NO	PROCESSING FINAL INVOICE	N
LNR101	Land/ ENG	B	20,425	O	150,000	129,575	3/16/2009	3/15/2009	3/31/2015	FUKUNAGA & ASSOCIATES, INC.	S	SWPP UPDATE: JOB#J41BS17A OPT TO EXTEND 3-24 MOS.	Engineering Division monitors progress and verifies invoice for payment	N
LNR101	Land	B	121,761	O	213,000	91,239	8/6/2012	9/4/2012	3/3/2015	ONYX OF ALEXANDRIA, INC.	S	CONSULTING SVCS TO DEVELOP A COMPREHENSIVE PUBLIC LAND TRUST INFO SYS,	Project team monitors project schedule on a weekly basis, meets with the vendor to review progress at certain milestones, and reviews deliverables to ensure the work has been completed satisfactorily.	Y
LNR101	Land	B	202,842	O	220,937	18,095	5/22/2013	1/24/2013	1/23/2015	AMEC ENVIRONMENT &	S	ENVIRONMENTAL SVCS TO REMEDIATE LEAD PELLETT CONTAMINATION FOUND ON STATE	Contractor provides regular reports for review by DLNR and DOH staff.	Y
LNR101	Land/ ENG	B	66,880	M	163,800	96,920	11/26/2013	2/17/2014	2/16/2016	CUSHNIE CONSTRUCTION COMPANY	S	STREAM MOUTH MAINTENANCE AT VARIOUS LOCATIONS, KAUAI, JOB#500BK54F.	Engineering Division monitors progress and verifies invoice for payment	N
LNR101	Land/ ENG	B	0	M	16,380	16,380	11/26/2013	2/17/2014	2/16/2016	CUSHNIE CONSTRUCTION COMPANY	S	STREAM MOUTH MAINTENANCE AT VARIOUS LOCATIONS, KAUAI, JOB#500BK54F.	Engineering Division monitors progress and verifies invoice for payment	N
LNR101	DOFAW	B	0	O	500,000	500,000	5/31/2012	5/31/2012	5/31/2014	HAWAIIAN ISLANDS LAND TRUST	S	LAND ACQUISITION OF CONSERVATION EASEMENT OVER ABOUT 107.73 ACRES AHUPUA OF KAALAEA IN THE KOOLAUPOKO DISTRICT /OAHU	Contractor works with staff to complete due diligence checklist	N
LNR101	DOFAW	B	0	O	1,500,000	1,500,000	3/6/2012	3/6/2012	3/6/2014	NORTH SHORE COMMUNITY LAND	S	LAND ACQUISITION OF A CONSERVATION EASEMENT FOR THE PROTECTION OF RESOURCE VALUES, ABOUT 469 ACRES IN KO'OLAULOA/OAHU	Contractor works with staff to complete due diligence checklist	N
LNR101	DOFAW	B	0	O	1,000,000	1,000,000	2/14/2013	2/14/2013	2/14/2015	NATURE CONSERVANCY, THE	S	LAND ACQUISITION OF 4,469 ACRES IN HAMAKUA FOR THE PROTECTION OF RESOURCE VALUE, ISLAND OF HAWAII	Contractor works with staff to complete due diligence checklist	N
LNR101	DOFAW	B	0	O	621,245	621,245	3/11/2013	3/11/2013	3/11/2015	COUNTY OF HAWAII	S	LAND ACQUISITION OF ABOUT 3127.95 ACRES IN KAU, ISLAND OF HAWAII FOR THE PROTECTION OF RESOURCE	Contractor works with staff to complete due diligence checklist	N

Department of Land and Natural Resources
Active Contracts as of December 1, 2014

Table 20

Prog ID	Div	MOF	Amount Paid	(M/A /O)	Max Value	Outstanding Balance	Date Executed	From	To	Organization	Category E/L/P/C/G /S	Description	Explanation of How Contract is Monitored	POS Y/N
LNR101	DOFAW	B	0	O	1,449,555	1,449,555	4/18/2013	12/31/2012	12/31/2014	ALA KAHAKAI TRAIL ASSOCIATION	S	LAND ACQUISITION OF ABOUT 34.63 ACRES, IN NORTH KOHALA, ISLAND OF HAWAII	Contractor works with staff to complete due diligence checklist	N
LNR101	DOFAW	B	0	O	900,000	900,000	10/29/2014	10/14/2014	10/14/2016	KOKUA KALIHI VALLEY	S	LAND ACQUISITION OF 11.44 ACRES, MORE OR LESS IN HONOLULU	Contractor works with staff to complete due diligence checklist	N
LNR111	ASO	B	2,704	O	44,230	41,526	9/9/2013	7/1/2014	6/30/2015	OHATA CHUN YUEN LLP	S	AUDIT SERVICES FOR THE FISCAL YEAR ENDING JUNE 30, 2014	Fiscal Office monitors progress and verifies invoice for payment	N
LNR141	ENG	B	145,000	O	150,000	5,000	6/6/2012	5/23/2012	6/24/2015	GEOTHERMEX, INC.	S	TECHNICAL ASSISTANCE & ADVISORY SVCS TO MINERAL RESOURCES SECTION	Engineering Division monitors progress and verifies invoice for payment	N
LNR141	ENG	B	137,147	O	200,000	62,853	11/27/2012	11/8/2012	11/14/2015	BROWN AND CALDWELL	S	UPDATE HI ADMINISTRATIVE RULES & TECHNICAL & ADVISORY SVCS RELATED TO	Engineering Division monitors progress and verifies invoice for payment	N
LNR141	ASO	B	0	O	440	440	9/9/2013	7/1/2014	6/30/2015	OHATA CHUN YUEN LLP	S	AUDIT SERVICES FOR THE FISCAL YEAR ENDING JUNE 30, 2014	Fiscal Office monitors progress and verifies invoice for payment	N
LNR141	ENG	B	67,396	O	70,000	2,604	10/30/2013	10/9/2013	10/9/2016	LIMITACO CONSULTING GROUP,	S	IMPROVEMENTS TO DLNR ADMINISTRATION BUILDING, WAILUKU, MAUI, HAWAII	Engineering Division monitors progress and verifies invoice for payment	N
LNR141	ENG	B	0	O	200,000	200,000	5/22/2014	5/9/2014	12/31/2016	BROWN AND CALDWELL	S	TECHNICAL ASSISTANCE & ADVISORY SVCS RELATED TO GEOTHERMAL RESOURCES	Engineering Division monitors progress and verifies invoice for payment	N
LNR141	ENG	B	0	O	10,000	10,000	11/13/2014	11/2/2014	6/30/2015	ENGINEERING PARTNERS, INC.	S	GEOTHERMAL WELL SURVEY, HAWAII, JOB NO G00BH46A	Engineering Division monitors progress and verifies invoice for payment	N
LNR153	DAR	N	329,461	M	330,000	539	8/18/2011	7/1/2011	6/30/2015	UNIVERSITY OF HAWAII	S	COLLABORATIVE ADMINISTRATION OF THE HAWAII FISH AGGREGATING DEVICE	Monthly invoicing; project leader monitors daily work/activities; yearly report; DAR Administrator provides general oversight, verifies invoices for payment	Y
LNR153	DAR	N	324,924	M	330,000	5,076	8/18/2011	7/1/2011	6/30/2015	UNIVERSITY OF HAWAII	S	COLLABORATIVE ADMINISTRATION OF THE HAWAII FISH AGGREGATING DEVICE	Monthly invoicing; project leader monitors daily work/activities; yearly report; DAR Administrator provides general oversight, verifies invoices for payment	Y
LNR153	DAR	N	329,675	M	330,000	325	8/18/2011	7/1/2011	6/30/2015	UNIVERSITY OF HAWAII	S	COLLABORATIVE ADMINISTRATION OF THE HAWAII FISH AGGREGATING DEVICE	Monthly invoicing; project leader monitors daily work/activities; yearly report; DAR Administrator provides general oversight, verifies invoices for payment	Y

Department of Land and Natural Resources
Active Contracts as of December 1, 2014

Table 20

Prog ID	Div	MOF	Amount Paid	(M/A /O)	Max Value	Outstanding Balance	Date Executed	From	To	Organization	Category E/L/P/C/G /S	Description	Explanation of How Contract is Monitored	POS Y/N
LNR153	DAR	N	23,851	M	330,000	306,149	8/18/2011	7/1/2011	6/30/2015	UNIVERSITY OF HAWAII	S	COLLABORATIVE ADMINISTRATION OF THE HAWAII FISH AGGREGATING DEVICE	Monthly invoicing; project leader monitors daily work/activities; yearly report; DAR Administrator provides general oversight, verifies invoices for payment	Y
LNR153	DAR	B	0	M	20,000	20,000	8/18/2011	7/1/2011	6/30/2015	UNIVERSITY OF HAWAII	S	COLLABORATIVE ADMINISTRATION OF THE HAWAII FISH AGGREGATING DEVICE	Monthly invoicing; project leader monitors daily work/activities; yearly report; DAR Administrator provides general oversight, verifies invoices for payment	Y
LNR153	DAR	B	23,959	M	48,000	24,041	8/24/2011	7/1/2011	6/30/2015	RESEARCH CORPORATION OF THE	S	HAWAII MARINE RECREATIONAL FISHING SURVEY	Monthly invoicing; project leader monitors daily work/activities; yearly report; DAR Administrator serves as P.I., provides general oversight, verifies invoices for payment	Y
LNR153	DAR	B	0	M	48,000	48,000	8/24/2011	7/1/2011	6/30/2015	RESEARCH CORPORATION OF THE	S	HAWAII MARINE RECREATIONAL FISHING SURVEY	Monthly invoicing; project leader monitors daily work/activities; yearly report; DAR Administrator serves as P.I., provides general oversight, verifies invoices for payment	Y
LNR153	DAR	B	0	M	93,750	93,750	8/24/2011	7/1/2011	6/30/2015	RESEARCH CORPORATION OF THE	S	HAWAII MARINE RECREATIONAL FISHING SURVEY	Monthly invoicing; project leader monitors daily work/activities; yearly report; DAR Administrator serves as P.I., provides general oversight, verifies invoices for payment	Y
LNR153	ASO	B	0	O	1,998	1,998	9/9/2013	7/1/2014	6/30/2015	OHATA CHUN YUEN LLP	S	AUDIT SERVICES FOR THE FISCAL YEAR ENDING JUNE 30, 2014	Fiscal Office monitors progress and verifies invoice for payment	N
LNR153	DAR	B	14,653	O	20,000	5,347	10/30/2013	10/9/2013	10/9/2016	LIMTIACO CONSULTING GROUP,	S	IMPROVEMENTS TO DLNR ADMINISTRATION BUILDING, WAILUKU, MAUI, HAWAII	Engineering Division monitors progress and approves invoice for project	N
LNR172	DOFAW	B	22,273	O	64,217	41,944	6/9/2005	7/1/2013	6/30/2015	NEAULANI INC.	S	FOREST STEWARDSHIP OF OLA HONUA FOR FY 2005 TOTAL CONTRACT AMT FOR 10 YR	Program Managers monitors progress and verifies invoice for payment	N
LNR172	DOFAW	B	0	O	24,222	24,222	4/22/2008	7/1/2014	6/30/2015	KOKUA KALIHI VALLEY	S	KOKUA KALIHI VALLEY FOREST STEWARDSHIP PROJECT	Program Managers monitors progress and verifies invoice for payment	N
LNR172	DOFAW	B	31,862	O	36,590	4,728	11/25/2008	11/3/2008	6/30/2023	MAUI LAND & PINEAPPLE COMPANY,	S	HONOLUA WAO KELE FOREST STEWARDSHIP PROJECT; MULTI-TERM CONTRACT FOR	Program Managers monitors progress and verifies invoice for payment	N

Department of Land and Natural Resources
Active Contracts as of December 1, 2014

Table 20

<u>Prog ID</u>	<u>Div</u>	<u>MOF</u>	<u>Amount Paid</u>	<u>(M/A /O)</u>	<u>Max Value</u>	<u>Outstanding Balance</u>	<u>Date Executed</u>	<u>From</u>	<u>To</u>	<u>Organization</u>	<u>Category E/L/P/C/G /S</u>	<u>Description</u>	<u>Explanation of How Contract is Monitored</u>	<u>POS Y/N</u>
LNR172	DOFAW	B	0	O	37,490	37,490	11/25/2008	11/3/2008	6/30/2023	MAUI LAND & PINEAPPLE COMPANY,	S	HONOLUA WAO KELE FOREST STEWARDSHIP PROJECT; MULTI-TERM CONTRACT FOR	Program Managers monitors progress and verifies invoice for payment	N
LNR172	DOFAW	B	0	O	38,390	38,390	11/25/2008	11/3/2008	6/30/2023	MAUI LAND & PINEAPPLE COMPANY,	S	HONOLUA WAO KELE FOREST STEWARDSHIP PROJECT; MULTI-TERM CONTRACT FOR	Program Managers monitors progress and verifies invoice for payment	N
LNR172	DOFAW	B	0	O	39,290	39,290	11/25/2008	11/3/2008	6/30/2023	MAUI LAND & PINEAPPLE COMPANY,	S	HONOLUA WAO KELE FOREST STEWARDSHIP PROJECT; MULTI-TERM CONTRACT FOR	Program Managers monitors progress and verifies invoice for payment	N
LNR172	DOFAW	B	5,807	O	31,482	25,674	11/4/2009	7/1/2013	6/30/2014	WAIKOLOA DRY FOREST INITIATIVE	S	MANAGE THE NATURAL RESOURCES OF THE 275 ACRES OF THE WAIKOLOA DRY FOREST	Program Managers monitors progress and verifies invoice for payment	N
LNR172	DOFAW	B	0	O	41,982	41,982	11/4/2009	7/1/2014	6/30/2015	WAIKOLOA DRY FOREST INITIATIVE	S	MANAGE THE NATURAL RESOURCES OF THE 275 ACRES OF THE WAIKOLOA DRY FOREST	Program Managers monitors progress and verifies invoice for payment	N
LNR172	DOFAW	P	0	O	20,000	20,000	5/10/2012	9/20/2014	6/30/2015	OHANASOFT LLC	S	TO DESIGN, CONSTRUCT, & IMPLEMENT AN ACCOUNTING & INVENTORY MANAGEMENT SYS	Program Managers monitors progress and verifies invoice for payment	N
LNR172	DOFAW	P	0	O	5,000	5,000	5/10/2012	9/20/2014	6/30/2015	OHANASOFT LLC	S	TO DESIGN, CONSTRUCT, & IMPLEMENT AN ACCOUNTING & INVENTORY MANAGEMENT SYS	Program Managers monitors progress and verifies invoice for payment	N
LNR172	DOFAW	P	0	O	5,000	5,000	5/10/2012	9/20/2014	6/30/2015	OHANASOFT LLC	S	TO DESIGN, CONSTRUCT, & IMPLEMENT AN ACCOUNTING & INVENTORY MANAGEMENT SYS	Program Managers monitors progress and verifies invoice for payment	N
LNR172	DOFAW	P	0	O	5,000	5,000	5/10/2012	9/20/2014	6/30/2015	OHANASOFT LLC	S	TO DESIGN, CONSTRUCT, & IMPLEMENT AN ACCOUNTING & INVENTORY MANAGEMENT SYS	Program Managers monitors progress and verifies invoice for payment	N
LNR172	DOFAW	P	0	O	5,000	5,000	5/10/2012	9/20/2014	6/30/2015	OHANASOFT LLC	S	TO DESIGN, CONSTRUCT, & IMPLEMENT AN ACCOUNTING & INVENTORY MANAGEMENT SYS	Program Managers monitors progress and verifies invoice for payment	N
LNR172	DOFAW	P	0	O	5,000	5,000	5/10/2012	9/20/2014	6/30/2015	OHANASOFT LLC	S	TO DESIGN, CONSTRUCT, & IMPLEMENT AN ACCOUNTING & INVENTORY MANAGEMENT SYS	Program Managers monitors progress and verifies invoice for payment	N
LNR172	DOFAW	B	63,200	O	73,350	10,150	5/23/2012	7/1/2012	6/30/2015	HUI KU MAOLI OLA LLC	S	FOREST STEWARDSHIP AGREEMENT TO IMPLEMENT APPROVED FOREST STEWARDSHIP	Program Managers monitors progress and verifies invoice for payment	N
LNR172	DOFAW	B	0	O	60,250	60,250	5/23/2012	7/1/2013	6/30/2015	HUI KU MAOLI OLA LLC	S	FOREST STEWARDSHIP AGREEMENT TO IMPLEMENT APPROVED FOREST STEWARDSHIP	Program Managers monitors progress and verifies invoice for payment	N
LNR172	DOFAW	B	0	O	41,250	41,250	5/23/2012	7/1/2014	6/30/2015	HUI KU MAOLI OLA LLC	S	FOREST STEWARDSHIP AGREEMENT TO IMPLEMENT APPROVED FOREST STEWARDSHIP	Program Managers monitors progress and verifies invoice for payment	N
LNR172	DOFAW	B	2,005	O	2,225	220	3/12/2013	3/15/2013	6/30/2014	INABA ENGINEERING INC.	S	SURVEYING & MARKING PORTIONS OF KAUU FOREST RESERVE BOUNDARY & ADJACENT	Program Managers monitors progress and verifies invoice for payment	N

Department of Land and Natural Resources
Active Contracts as of December 1, 2014

Table 20

Prog ID	Div	MOF	Amount		Max Value	Outstanding Balance	Date Executed	From	To	Organization	Category E/L/P/C/G	Description	Explanation of How Contract is Monitored	POS Y/N
			Paid	(M/A/O)										
LNR172	DOFAW	B	0	O	1,669	1,669	4/8/2013	12/31/2012	6/30/2013	ROCK'N H FENCING LLC	S	INSTALL UNGULATE PROOF FENCING ON LEEWARD HALEAKALA, MAUI	Program Managers monitors progress and verifies invoice for payment	N
LNR172	DOFAW	B	0	O	3,118	3,118	9/9/2013	7/1/2014	6/30/2015	OHATA CHUN YUEN LLP	S	AUDIT SERVICES FOR THE FISCAL YEAR ENDING JUNE 30, 2014	Fiscal Office monitors progress and verifies invoice for payment	N
LNR172	DOFAW	P	40,684	O	161,930	121,246	9/10/2013	7/1/2014	6/30/2014	FRIENDS OF HAWAII'S URBAN	S	MANAGE & COORDINATE THE KAULUNANI URBAN & COMMUNITY FORESTRY PROGRAM	Program Managers monitors progress and verifies invoice for payment	N
LNR172	DOFAW	B	0	O	86,853	86,853	3/14/2014	3/21/2014	7/18/2014	HONOLULU FORD, INC.	S	FURNISHING & DELIVERING OF 2 PICK-UP RUCKS TO DOFAW-OAHU DISTRICT	Program Managers monitors progress and verifies invoice for payment	N
LNR172	DOFAW	B	3,550	O	13,318	9,768	4/15/2014	3/17/2014	6/30/2014	SAIVA SIDDHANTA CHURCH	S	MANAGEMENT OF THE SAIVA SIDDHANTA CHURCH FOREST STEWARDSHIP PROJECT AREA	Program Managers monitors progress and verifies invoice for payment	N
LNR172	DOFAW	B	0	O	22,748	22,748	4/15/2014	7/1/2014	6/30/2015	SAIVA SIDDHANTA CHURCH	S	MANAGEMENT OF THE SAIVA SIDDHANTA CHURCH FOREST STEWARDSHIP PROJECT AREA	Program Managers monitors progress and verifies invoice for payment	N
LNR172	DOFAW	B	5,821	O	22,357	16,536	4/24/2014	4/22/2014	6/30/2014	KAUPAKUEA ORCHARDS LLC	S	MANAGEMENT OF THE KAUPAKUEA ORCHARDS LLC FOREST STEWARDSHIP PROJECT AREA	Program Managers monitors progress and verifies invoice for payment	N
LNR172	DOFAW	B	0	O	19,650	19,650	4/24/2014	7/1/2014	6/30/2015	KAUPAKUEA ORCHARDS LLC	S	MANAGEMENT OF THE KAUPAKUEA ORCHARDS LLC FOREST STEWARDSHIP PROJECT AREA	Program Managers monitors progress and verifies invoice for payment	N
LNR401	DAR	A	0	M	78,000	78,000	10/5/2009	7/1/2009	6/30/2015	RESEARCH CORPORATION OF THE	S	MAUI/OAHU MARINE RESOURCES ASSESSMENT.	Monthly invoicing; project leader monitors daily work/activities; yearly report; DAR Administrator serves as P.I., provides general oversight, verifies invoices for payment	Y
LNR401	DAR	P	278,789	M	290,000	11,211	8/24/2011	7/1/2011	6/30/2015	RESEARCH CORPORATION OF THE	S	HAWAII MARINE RECREATIONAL FISHING SURVEY	Monthly invoicing; project leader monitors daily work/activities; yearly report; DAR Administrator serves as P.I., provides general oversight, verifies invoices for payment	Y
LNR401	DAR	P	29,723	M	330,000	300,277	8/24/2011	7/1/2011	6/30/2015	RESEARCH CORPORATION OF THE	S	HAWAII MARINE RECREATIONAL FISHING SURVEY	Monthly invoicing; project leader monitors daily work/activities; yearly report; DAR Administrator serves as P.I., provides general oversight, verifies invoices for payment	Y

Department of Land and Natural Resources
Active Contracts as of December 1, 2014

Table 20

<u>Prog ID</u>	<u>Div</u>	<u>MOF</u>	<u>Amount Paid</u>	<u>(M/A /O)</u>	<u>Max Value</u>	<u>Outstanding Balance</u>	<u>Date Executed</u>	<u>From</u>	<u>To</u>	<u>Organization</u>	<u>Category E/L/P/C/G</u>	<u>Description</u>	<u>Explanation of How Contract is Monitored</u>	<u>POS Y/N</u>
LNR401	DAR	N	272,010	M	404,000	131,990	8/24/2011	7/1/2011	6/30/2015	RESEARCH CORPORATION OF THE	S	INVESTIGATION OF ESTUARINE HABITATS	Monthly invoicing; project leader monitors daily work/activities; yearly report; DAR Administrator serves as P.I., provides general oversight, verifies invoices for payment	Y
LNR401	DAR	N	47,165	M	65,000	17,835	8/24/2011	7/1/2011	6/30/2015	RESEARCH CORPORATION OF THE	S	INVESTIGATION OF ESTUARINE HABITATS	Monthly invoicing; project leader monitors daily work/activities; yearly report; DAR Administrator serves as P.I., provides general oversight, verifies invoices for payment	Y
LNR401	DAR	N	69,288	M	81,000	11,712	8/24/2011	7/1/2011	6/30/2015	RESEARCH CORPORATION OF THE	S	INVESTIGATION OF ESTUARINE HABITATS	Monthly invoicing; project leader monitors daily work/activities; yearly report; DAR Administrator serves as P.I., provides general oversight, verifies invoices for payment	Y
LNR401	DAR	N	65,206	M	450,000	384,794	8/24/2011	7/1/2011	6/30/2015	RESEARCH CORPORATION OF THE	S	INVESTIGATION OF ESTUARINE HABITATS	Monthly invoicing; project leader monitors daily work/activities; yearly report; DAR Administrator serves as P.I., provides general oversight, verifies invoices for payment	Y
LNR401	DAR	N	9,318	M	70,000	60,682	8/24/2011	7/1/2011	6/30/2015	RESEARCH CORPORATION OF THE	S	INVESTIGATION OF ESTUARINE HABITATS	Monthly invoicing; project leader monitors daily work/activities; yearly report; DAR Administrator serves as P.I., provides general oversight, verifies invoices for payment	Y
LNR401	DAR	N	14,226	M	81,000	66,774	8/24/2011	7/1/2011	6/30/2015	RESEARCH CORPORATION OF THE	S	INVESTIGATION OF ESTUARINE HABITATS	Monthly invoicing; project leader monitors daily work/activities; yearly report; DAR Administrator serves as P.I., provides general oversight, verifies invoices for payment	Y
LNR401	DAR	T	10,000	O	25,000	15,000	10/10/2012	10/15/2012	10/14/2016	DOUGLAS ENGINEERING PACIFIC,	S	ANUENUE FISHERIES RESEARCH CENTER MAINTENANCE AND ELECTRICAL UPGRADES,	Engineering Division monitors progress and verifies invoice payment	N
LNR401	AG	T	240,073	O	250,000	9,927	9/17/2013	9/17/2013		AECOS, INC.	S	FOR SERVICES RENDERED IN CONNECTION WITH THE MOLASSES SPILL IN HONOLULU HARBOR	Attorney General Office monitors contract and approves invoice	N
LNR402	DOFAW	N	76,900	O	77,000	100	5/10/2012	9/21/2014	6/30/2015	OHANASOFT LLC	S	TO DESIGN, CONSTRUCT, & IMPLEMENT AN ACCOUNTING & INVENTORY MANAGEMENT SYS	Program Managers monitors progress and verifies invoice for payment	N

Department of Land and Natural Resources
Active Contracts as of December 1, 2014

Table 20

Prog ID	Div	MOF	Amount Paid	(M/A /O)	Max Value	Outstanding Balance	Date Executed	From	To	Organization	Category E/L/P/C/G /S	Description	Explanation of How Contract is Monitored	POS Y/N
LNR402	DOFAW	N	0	O	5,000	5,000	5/10/2012	9/21/2014	6/30/2015	OHANASOFT LLC	S	TO DESIGN, CONSTRUCT,& IMPLEMENT AN ACCOUNTING & INVENTORY MANAGEMENT SYS	Program Managers monitors progress and verifies invoice for payment	N
LNR402	DOFAW	N	0	O	5,000	5,000	5/10/2012	9/21/2014	6/30/2015	OHANASOFT LLC	S	TO DESIGN, CONSTRUCT,& IMPLEMENT AN ACCOUNTING & INVENTORY MANAGEMENT SYS	Program Managers monitors progress and verifies invoice for payment	N
LNR402	DOFAW	P	0	O	25,000	25,000	5/10/2012	9/21/2014	6/30/2015	OHANASOFT LLC	S	TO DESIGN, CONSTRUCT,& IMPLEMENT AN ACCOUNTING & INVENTORY MANAGEMENT SYS	Program Managers monitors progress and verifies invoice for payment	N
LNR402	DOFAW	P	0	O	5,000	5,000	5/10/2012	9/21/2014	6/30/2015	OHANASOFT LLC	S	TO DESIGN, CONSTRUCT,& IMPLEMENT AN ACCOUNTING & INVENTORY MANAGEMENT SYS	Program Managers monitors progress and verifies invoice for payment	N
LNR402	DOFAW	P	0	O	5,000	5,000	5/10/2012	9/21/2014	6/30/2015	OHANASOFT LLC	S	TO DESIGN, CONSTRUCT,& IMPLEMENT AN ACCOUNTING & INVENTORY MANAGEMENT SYS	Program Managers monitors progress and verifies invoice for payment	N
LNR402	DOFAW	N	0	O	15,000	15,000	5/10/2012	9/21/2014	6/30/2015	OHANASOFT LLC	S	TO DESIGN, CONSTRUCT,& IMPLEMENT AN ACCOUNTING & INVENTORY MANAGEMENT SYS	Program Managers monitors progress and verifies invoice for payment	N
LNR402	DOFAW	N	0	O	5,000	5,000	5/10/2012	9/21/2014	6/30/2015	OHANASOFT LLC	S	TO DESIGN, CONSTRUCT,& IMPLEMENT AN ACCOUNTING & INVENTORY MANAGEMENT SYS	Program Managers monitors progress and verifies invoice for payment	N
LNR402	DOFAW	P	0	O	5,000	5,000	5/10/2012	9/21/2014	6/30/2015	OHANASOFT LLC	S	TO DESIGN, CONSTRUCT,& IMPLEMENT AN ACCOUNTING & INVENTORY MANAGEMENT SYS	Program Managers monitors progress and verifies invoice for payment	N
LNR402	DOFAW	P	0	O	5,000	5,000	5/10/2012	9/21/2014	6/30/2015	OHANASOFT LLC	S	TO DESIGN, CONSTRUCT,& IMPLEMENT AN ACCOUNTING & INVENTORY MANAGEMENT SYS	Program Managers monitors progress and verifies invoice for payment	N
LNR402	ASO	B	0	O	4,336	4,336	9/9/2013	7/1/2014	6/30/2015	OHATA CHUN YUEN LLP	S	AUDIT SERVICES FOR THE FISCAL YEAR ENDING JUNE 30, 2014	Fiscal Office monitors progress and verifies invoice for payment	N
LNR402	DOFAW	A	0	O	41,132	41,132	9/15/2014	9/15/2014	9/14/2015	HT&T HAWAII LLC	S	FURNISH & DELIVER ONE 68000LB. GVWR 6X6 TRUCK CAB &CHASSIS WITH 15 CUBIC	Program Managers monitors progress and verifies invoice for payment	N
LNR404	CWRM	A	61,843	O	75,000	13,157	6/12/2013	6/10/2013	11/14/2014	BROWN AND CALDWELL	S	DEVELOPMENT OF A CENTRAL OAHU NON-POTABLE WATER MASTER PLAN- REFINEMENT	STAFF RECEIVES REGULAR UPDATES FROM CONTRACTOR. FINAL BILLING BEING PROCESSED.	N
LNR404	CWRM	A	42,932	O	48,300	5,368	6/18/2013	6/25/2013	12/31/2014	U.S. GEOLOGICAL SURVEY	S	JOINT FUNDING AGREEMENT FOR TECHNICAL ASSISTANCE TRAINING FOR MEASURING	STAFF ATTENDS TRAINING WORKSHOPS WITH USGS	N
LNR404	CWRM	B	2,303	O	40,000	37,697	8/8/2013	8/1/2013	6/30/2015	MIKE, LAWRENCE	S	HEARINGS OFFICER FOR THE NA WAI EHA CCH ON APPEAL.	STAFF MONITORS CCH. This CONTACT WILL BE CANCELLED.	N
LNR404	CWRM	A	87,000	O	250,000	163,000	9/3/2013	9/1/2013	8/20/2016	TOWNSCAPE, INC.	S	UPDATE OF THE WATER RESOURCE PROTECTION PLAN. 9/1/13 - 8/31/15	STAFF RECEIVES MONTHLY UPDATES FROM CONTRACTOR	N
LNR404	CWRM	B	0	O	1,489	1,489	9/9/2013	7/1/2014	6/30/2015	OHATA CHUN YUEN LLP	S	AUDIT SERVICES FOR THE FISCAL YEAR ENDING JUNE 30, 2014	Fiscal Office monitors progress and verifies invoice for payment	N
LNR404	CWRM	B	4,816	O	55,000	50,184	4/1/2014	4/1/2014	12/31/2015	MIKE, LAWRENCE H.	S	HEARINGS OFFICER FOR THE EAST MAUI CONTESTED CASE HEARINGS	STAFF MONITORS CCH	N

Department of Land and Natural Resources
Active Contracts as of December 1, 2014

Table 20

Prog ID	Div	MOF	Amount Paid	(M/A /O)	Max Value	Outstanding Balance	Date Executed	From	To	Organization	Category	Description	Explanation of How Contract is Monitored	POS Y/N
											E/L/P/C/G /S			
LNR404	CWRM	A	0	M	120,000	120,000	6/2/2014	6/6/2014	9/30/2015	ELEMENT ENVIRONMENTAL, LLC	S	INVESTIGATOR TO GATHER FACTS IN THE MATTER OF POAI WAI OLA & W KAUAI	STAFF RECEIVES MONTHLY UPDATES FROM CONTRACTOR	N
LNR404	CWRM	A	15,348	M	100,000	84,652	7/23/2014	6/30/2014	6/30/2015	OCEANIT LABORATORIES, INC.	S	MAINTENANCE & ENHANCEMENT OF THE COMMISSION ON WATER RESOURCE MANAGEMENT	STAFF RECEIVES MONTHLY UPDATES FROM CONTRACTOR	N
LNR404	CWRM	B	0	M	49,948	49,948	7/23/2014	6/30/2014	6/30/2015	OCEANIT LABORATORIES, INC.	S	MAINTENANCE & ENHANCEMENT OF THE COMMISSION ON WATER RESOURCE MANAGEMENT	STAFF RECEIVES MONTHLY UPDATES FROM CONTRACTOR	N
LNR404	CWRM	A	0	O	15,000	15,000	8/13/2014	8/15/2014	6/30/2015	MIIKE, LAWRENCE H.	S	HEARINGS OFFICER FOR APPURTENANT RIGHTS CLAIMS FOR SURFACE WATER USE PER	STAFF MONITORS HEARINGS	N
LNR404	CWRM	B	0	O	41,900	41,900	8/13/2014	8/15/2014	6/30/2015	MIIKE, LAWRENCE H.	S	HEARINGS OFFICER FOR APPURTENANT RIGHTS CLAIMS FOR SURFACE WATER USE PER	STAFF MONITORS HEARINGS	N
LNR404	CWRM	A	0	O	340,985	340,985	10/14/2014	10/1/2014	9/30/2015	U.S. GEOLOGICAL SURVEY	S	JOINT FUNDING AGREEMENT FOR STATEWIDE HYDROLOGIC DATA COLLECTION & WATER RESOURCE MONITORING	STAFF RECEIVES QUARTERLY UPDATES FROM USGS	N
LNR404	CWRM	B	0	O	62,000	62,000	10/14/2014	10/1/2014	9/30/2015	U.S. GEOLOGICAL SURVEY	S	JOINT FUNDING AGREEMENT FOR STATEWIDE HYDROLOGIC DATA COLLECTION & WATER RESOURCE MONITORING	STAFF RECEIVES QUARTERLY UPDATES FROM USGS	N
LNR405	DOCARE	A	66,000	O	90,000	24,000	1/23/2009	6/30/2008	6/30/2011	OCEANIT LABORATORIES, INC.	S	DOCARE MOBILE OFFICER INFORMATION SYSTEM - STAGE 1, MULTI-TERM FY 2008	Contract closed - final payment made in 11/2014	N
LNR405	DOCARE	N	39,294	O	75,527	36,233	3/9/2011	2/25/2011	3/30/2016	TOWILL, R. M. CORPORATION	S	PUBLIC SHOOTING RANGE BOUNDARY & AERIAL SURVEYING STATEWIDE HAWAII JOB #	Monitored by DLNR-Engineering & DOCARE Program personnel	N
LNR405	DOCARE	N	294,012	O	305,000	10,988	12/5/2011	11/21/2011	3/30/2016	PBR HAWAII & ASSOCIATES, INC.	S	MASTER PLAN/ENVIRONMENTAL ASSESSMENT FOR PUBLIC SHOOTING RANGE AT PUU	Monitored by DLNR-Engineering & DOCARE Program personnel	N
LNR405	DOCARE	N	36,746	O	89,730	52,985	12/5/2011	11/21/2011	3/30/2016	PBR HAWAII & ASSOCIATES, INC.	S	MASTER PLAN/ENVIRONMENTAL ASSESSMENT FOR PUBLIC SHOOTING RANGE AT PUU	Monitored by DLNR-Engineering & DOCARE Program personnel	N
LNR405	ASO	B	0	O	5,028	5,028	9/9/2013	7/1/2014	6/30/2015	OHATA CHUN YUEN LLP	S	AUDIT SERVICES FOR THE FISCAL YEAR ENDING JUNE 30, 2014	Fiscal Office monitors progress and verifies invoice for payment	N
LNR407	DOFAW	B	0	O	119,795	119,795	10/1/2009	7/1/2013	6/30/2014	NATURE CONSERVANCY, THE	S	THE NATURAL AREA PARTNERSHIP @PELEKUNU PRESERVE 09/01/09 TO 06/30/10	Program Managers monitors progress and verifies invoice for payment	N
LNR407	DOFAW	B	0	O	122,689	122,689	10/1/2009	7/1/2014	6/30/2015	NATURE CONSERVANCY, THE	S	THE NATURAL AREA PARTNERSHIP @PELEKUNU PRESERVE 09/01/09 TO 06/30/10	Program Managers monitors progress and verifies invoice for payment	N
LNR407	DOFAW	B	0	O	140,569	140,569	11/10/2009	7/1/2014	6/30/2015	NATURE CONSERVANCY, THE	S	FY2010 ENCUMBRANCE FOR THE NATURAL AREA PARTNERSHIP AT KUPUNAKEA PRESERVE	Program Managers monitors progress and verifies invoice for payment	N
LNR407	DOFAW	B	0	O	20,946	20,946	10/18/2010	7/1/2014	6/30/2015	NATURE CONSERVANCY, THE	S	CONSERVATION MANAGEMENT OF KANEPUU PRESERVE ON THE ISLAND OF KAUAI, MULT	Program Managers monitors progress and verifies invoice for payment	N

Department of Land and Natural Resources
Active Contracts as of December 1, 2014

Table 20

Prog ID	Div	MOF	Amount Paid	(M/A /O)	Max Value	Outstanding Balance	Date Executed	From	To	Organization	Category E/L/P/C/G /S	Description	Explanation of How Contract is Monitored	POS Y/N
LNR407	DOFAW	B	87,424	O	262,274	174,850	7/26/2011	7/1/2014	6/30/2015	MAUI LAND & PINEAPPLE COMPANY,	S	FY2012 ENCUMBRANCE MULTI-TERM CONSERVATION MGMT PLAN OF PUU KUKUI	Program Managers monitors progress and verifies invoice for payment	N
LNR407	DOFAW	P	0	O	7,500	7,500	5/10/2012	9/21/2014	6/30/2015	OHANASOFT LLC	S	TO DESIGN, CONSTRUCT, & IMPLEMENT AN ACCOUNTING & INVENTORY MANAGEMENT SYS	Program Managers monitors progress and verifies invoice for payment	N
LNR407	DOFAW	P	0	O	7,500	7,500	5/10/2012	9/21/2014	6/30/2015	OHANASOFT LLC	S	TO DESIGN, CONSTRUCT, & IMPLEMENT AN ACCOUNTING & INVENTORY MANAGEMENT SYS	Program Managers monitors progress and verifies invoice for payment	N
LNR407	DOFAW	B	0	O	110,090	110,090	8/14/2012	7/1/2014	6/30/2015	NATURE CONSERVANCY, THE	S	FY2013 ENCUMBRANCE FOR THE NATURAL AREA PARTNERSHIP AT KA'U PRESERVE	Program Managers monitors progress and verifies invoice for payment	N
LNR407	DOFAW	B	0	O	48,119	48,119	8/14/2012	7/1/2014	6/30/2015	NATURE CONSERVANCY, THE	S	FY2013 ENCUMBRANCE FOR THE NATURAL AREA PARTNERSHIP AT MO'OMOMI PRESERVE	Program Managers monitors progress and verifies invoice for payment	N
LNR407	DOFAW	B	0	O	191,812	191,812	8/14/2012	7/1/2014	6/30/2015	NATURE CONSERVANCY, THE	S	FY2013 ENCUMBRANCE FOR THE NATURAL AREA PARTNERSHIP AT KAMAKOU PRESERVE	Program Managers monitors progress and verifies invoice for payment	N
LNR407	DOFAW	B	0	O	200,200	200,200	8/14/2012	7/1/2014	6/30/2015	NATURE CONSERVANCY, THE	S	FY2013 ENCUMBRANCE FOR THE NATURAL AREA PARTNERSHIP AT WAIKAMOI	Program Managers monitors progress and verifies invoice for payment	N
LNR407	DOFAW	B	164,319	O	299,997	135,678	11/1/2012	10/19/2014	6/30/2016	NATURE CONSERVANCY, THE	S	KAUAI WATERSHED ALLIANCE- IMPLEMENTATION OF WATERSHED PARTNERSHIP	Program Managers monitors progress and verifies invoice for payment	N
LNR407	DOFAW	B	8,172	O	10,000	1,828	1/15/2013	5/31/2013	6/30/2014	NATURAL RESOURCE DATA	S	WATERSHED DATA MANAGEMENT STATEWIDE WP-13	Program Managers monitors progress and verifies invoice for payment	N
LNR407	DOFAW	B	0	O	38,675	38,675	5/14/2013	5/31/2013	6/30/2014	NATURAL RESOURCE DATA	S	CREATE & MAINTAIN GEODATABASE FOR TRACKING NATURAL RESOURCE MANAGEMENT	Program Managers monitors progress and verifies invoice for payment	N
LNR407	DOFAW	B	0	O	7,371	7,371	9/9/2013	7/1/2014	6/30/2015	OHATA CHUN YUEN LLP	S	AUDIT SERVICES FOR THE FISCAL YEAR ENDING JUNE 30, 2014	Fiscal Office monitors progress and verifies invoice for payment	N
LNR407	DOFAW	A	35,475	O	45,000	9,525	12/4/2013	11/20/2013	6/30/2015	HAWAIIAN SILVERSWORD	S	THREE MOUNTAIN ALLIANCE UPLAND FORESTED WATERSHED PROTECTION RFPW14	Program Managers monitors progress and verifies invoice for payment	N
LNR407	DOFAW	A	155,375	O	226,000	70,625	12/4/2013	11/18/2013	6/30/2015	KOHALA CENTER, THE	S	KOHALA WATERSHED PARTNERSHIP RFP14	Program Managers monitors progress and verifies invoice for payment	N
LNR407	DOFAW	A	98,341	O	190,000	91,659	12/5/2013	11/18/2013	6/30/2015	TRI-ISLE RESOURCE CONSERVATION	S	PROTECTION OF LEEWARD HALEAKALA PRIORITY WATERSHED	Program Managers monitors progress and verifies invoice for payment	N
LNR407	DOFAW	A	28,930	O	50,000	21,070	12/6/2013	12/17/2013	6/30/2015	GARDEN ISLAND RESOURCE	S	KAUAI INVASIVE PLANT CONTROL RFPW14 OPT TO EXTEND 1-24 MOS	Program Managers monitors progress and verifies invoice for payment	N
LNR407	DOFAW	A	140,647	O	295,000	154,353	1/16/2014	2/5/2014	6/30/2015	MALAMA KAHALAWAI, INC.	S	WEST MAUI PRIORITY WATERSHED PROTECTION	Program Managers monitors progress and verifies invoice for payment	N
LNR407	DOFAW	A	7,419	O	295,000	287,581	1/16/2014	2/5/2014	6/30/2015	NATURE CONSERVANCY, THE	S	KAUAI WATERSHED ALLIANCE	Program Managers monitors progress and verifies invoice for payment	N

Department of Land and Natural Resources
Active Contracts as of December 1, 2014

Table 20

Prog ID	Div	MOF	Amount Paid	(M/A /O)	Max Value	Outstanding Balance	Date Executed	From	To	Organization	Category E/L/P/C/G /S	Description	Explanation of How Contract is Monitored	POS Y/N
LNR407	DOFAW	A	96,428	O	150,000	53,572	2/7/2014	3/3/2014	6/30/2015	NATURE CONSERVANCY, THE	S	EAST MOLOKAI WATERSHED PROGRAM	Program Managers monitors progress and verifies invoice for payment	N
LNR407	DOFAW	B	41,320	O	61,980	20,660	4/8/2014	4/1/2014	3/31/2015	1955 MAIN STREET PARTNERSHIP	S	LEASE#75-23-0600 FOR 1955 MAIN ST STE 301,400 DLNR-FORESTRY & WILD LIFE-	Program Managers monitors progress and verifies invoice for payment	N
LNR407	DOFAW	B	0	O	75,000	75,000	8/27/2014	7/1/2014	6/30/2015	NATURE CONSERVANCY, THE	S	FY2015 ENCUMBRANCE FOR THE NATURAL AREA PARTNERSHIP AT WAIKAMOI PRESERVE	Program Managers monitors progress and verifies invoice for payment	N
LNR407	DOFAW	A	0	O	30,000	30,000	9/15/2014	9/15/2014	9/14/2015	HT&T HAWAII LLC	S	FURNISH & DELIVER ONE 6800LB. GVWR 6X6 TRUCK CAB &CHASSIS WITH 15 CUBIC	Program Managers monitors progress and verifies invoice for payment	N
LNR801	DOBOR	B	0	M	91,623	91,623	1/12/1996	*	*	WILLIAMS, DON	L	LEASE RENT AGREEMENT NO. B-94-4 FOR PARCEL OF LAND AT MAALAEA, ISLAND	*Currently in Litigation.	N
LNR801	DOBOR	B	19,464	O	25,000	5,536	10/9/1996	**	**	ENGINEERS-SURVEYORS HAWAII,	C	STATEWIDE CORRECTIVE MAINTENANCE SURVEYING SERVICE JOB NO. 40-SB-1T	**Contract Closed	N
LNR801	DOBOR	B	105,616	O	115,675	10,059	10/10/1997	**	**	OCEANIT LABORATORIES, INC.	C	MAINTENANCE DREDGING OF WAILUA RIVER, KAUAI	**Contract Closed	N
LNR801	DOBOR	B	5,489	O	66,947	61,457	8/1/2003	**	**	OCEANIT LABORATORIES, INC.	C	MONITORING BEACH NOURISHMENT & SAND RETENTION DEVICE, MAUNALUA BAY	**Contract Closed	N
LNR801	DOBOR	N	16,468	O	26,372	9,904	8/1/2003	**	**	OCEANIT LABORATORIES, INC.	C	MONITORING BEACH NOURISHMENT & SAND RETENTION DEVICE, MAUNALUA BAY	**Contract Closed	N
LNR801	DOBOR	B	0	M	2,052	2,052	7/29/2004	6/1/2012	8/30/2012	KCOM CORP.	L	LEASE#91-23-0518 FOR 500 AQ.FT. AT 159 KALANIKOA ST STE 103 HOLDOVER	Contract has expired and property is no longer in use.	N
LNR801	DOBOR	B	20,647	M	43,881	23,235	7/19/2005			MELIM BUILDING, LTD.	L	LEASE AGREEMENT NO 92-23-0372 OFC SPACE FOR THE DIV OF BOATING & OCEAN		N
LNR801	DOBOR	B	34,471	M	35,132	661	2/7/2006	6/1/2012	8/30/2012	IMI KALA LLC	N/A	LEASE#95-23-0525 HOLD OVER CLAUSE OPT TO EXTEND 4 YR. 11MOS.	Contract has expired and property is no longer in use.	N
LNR801	DOBOR	B	10,716	M	11,000	284	7/11/2006	8/1/2011	10/31/2011	WATUMULL KUKUI LLC	N/A	LEASE#94-23-0421 HOLD OVER CLAUSE MAY EXTEND 4 YR 11 MOS	Contract has expired and property is no longer in use.	N
LNR801	DOBOR	B	0	M	11,000	11,000	7/11/2006	11/1/2011	1/31/2012	WATUMULL KUKUI LLC	N/A	LEASE#94-23-0421 HOLD OVER CLAUSE MAY EXTEND 4 YR 11 MOS	Contract has expired and property is no longer in use.	N
LNR801	DOBOR	B	70,550	O	100,000	29,450	8/24/2006	None Stated		OKUBO, ARNOLD T. AND	S	STATEWIDE STRUCTURAL ENGINEERING SVCS PROJECT#B00BS81A.	By inspection	N
LNR801	DOBOR	B	19,800	M	21,600	1,800	2/4/2009	11/1/2013	10/31/2014	PWC HAWAII CORPORATION	S	FURNISH JANITORIAL SERVICES FOR COMFORT STATIONS @ LAHAINA & MAALAEA	By inspection	N
LNR801	DOBOR	B	9,900	M	10,800	900	2/4/2009	11/1/2013	10/31/2014	PWC HAWAII CORPORATION	S	FURNISH JANITORIAL SERVICES FOR COMFORT STATIONS @ LAHAINA & MAALAEA	By inspection	N
LNR801	DOBOR	B	9,870	M	10,800	930	2/4/2009	11/1/2013	10/31/2014	PWC HAWAII CORPORATION	S	FURNISH JANITORIAL SERVICES FOR COMFORT STATIONS @ LAHAINA & MAALAEA	By inspection	N

Department of Land and Natural Resources
Active Contracts as of December 1, 2014

Table 20

Prog ID	Div	MOF	Amount Paid	(M/A /O)	Max Value	Outstanding Balance	Date Executed	From	To	Organization	Category	Description	Explanation of How Contract is Monitored	POS Y/N
											E/L/P/C/G /S			
LNR801	DOBOR	B	9,820	M	10,800	980	2/4/2009	11/1/2013	10/31/2014	PWC HAWAII CORPORATION	S	FURNISH JANITORIAL SERVICES FOR COMFORT STATIONS @ LAHAINA & MAALAEA	By inspection	N
LNR801	DOBOR	B	52,416	M	78,624	26,208	11/15/2011	1/8/2013	10/31/2014	PACIFIC WASTE INC.	S	FURNISH REFUSE COLLECTION SERVICE FOR VARIOUS SMALL BOAT HARBORS ON THE	By inspection	N
LNR801	DOBOR	B	91,609	M	92,810	1,202	11/15/2011	1/8/2013	10/31/2014	PACIFIC WASTE INC.	S	FURNISH REFUSE COLLECTION SERVICE FOR VARIOUS SMALL BOAT HARBORS ON THE	By inspection	N
LNR801	DOBOR	B	54,353	M	59,316	4,963	12/27/2012	11/1/2013	10/31/2014	PWC HAWAII CORPORATION	S	JANITORIAL SVCS FOR LAHAINA & MAALAEA SMALL BOAT HARBORS & MALA & KIHEI	By inspection	N
LNR801	DOBOR	B	2,678	M	10,710	8,033	6/5/2013	11/1/2013	10/31/2014	PWC HAWAII CORPORATION	S	FURNISHING JANITORIAL SERVICES FOR COMFORT STATIONS AT HONOKOHAU SMALL	By inspection	N
LNR801	DOBOR	B	0	O	7,325	7,325	9/9/2013	9/9/2013	9/7/2016	OHATA CHUN YUEN LLP	S	AUDIT SERVICES FOR THE FISCAL YEAR ENDING JUNE 30, 2013	Audit report provided	N
LNR801	DOBOR	B	6,499	M	52,252	45,754	9/30/2013	10/1/2014	9/30/2015	SUPPORT SERVICES GROUP, LLC	S	REFUSE COLLECTION SERVICE FOR SMALL BOAT HARBORS, OAHU, HI	Invoice/Inspection	N
LNR801	DOBOR	B	5,036	M	30,214	25,178	9/30/2013	10/1/2014	9/30/2015	SUPPORT SERVICES GROUP, LLC	S	REFUSE COLLECTION SERVICE FOR SMALL BOAT HARBORS, OAHU, HI	Invoice/Inspection	N
LNR801	DOBOR	B	2,938	M	10,071	7,134	9/30/2013	10/1/2014	9/30/2015	SUPPORT SERVICES GROUP, LLC	S	REFUSE COLLECTION SERVICE FOR SMALL BOAT HARBORS, OAHU, HI	Invoice/Inspection	N
LNR801	DOBOR	B	2,098	M	15,107	13,009	9/30/2013	10/1/2014	9/30/2015	SUPPORT SERVICES GROUP, LLC	S	REFUSE COLLECTION SERVICE FOR SMALL BOAT HARBORS, OAHU, HI	Invoice/Inspection	N
LNR801	DOBOR	B	1,679	M	10,071	8,393	9/30/2013	10/1/2014	9/30/2015	SUPPORT SERVICES GROUP, LLC	S	REFUSE COLLECTION SERVICE FOR SMALL BOAT HARBORS, OAHU, HI	Invoice/Inspection	N
LNR801	DOBOR	B	420	M	5,036	4,616	9/30/2013	10/1/2014	9/30/2015	SUPPORT SERVICES GROUP, LLC	S	REFUSE COLLECTION SERVICE FOR SMALL BOAT HARBORS, OAHU, HI	Invoice/Inspection	N
LNR801	DOBOR	B	420	M	5,036	4,616	9/30/2013	10/1/2014	9/30/2015	SUPPORT SERVICES GROUP, LLC	S	REFUSE COLLECTION SERVICE FOR SMALL BOAT HARBORS, OAHU, HI	Invoice/Inspection	N
LNR801	DOBOR	B	49,338	O	55,496	6,158	3/11/2014	3/12/2014	9/12/2014	JOHNSON, H. E. CO., INC., THE	S	KIKIAOLA SMALL BOAT HARBOR SAND BY-PASS SYSTEM & WEST BREAKWATER REPAIR.	Invoice/Inspection	N
LNR801	DOBOR	A	213,750	O	237,500	23,750	4/3/2014	4/3/2014	4/2/2015	NAVATEK, LTD	S	STUDY OF 5 OAHU ORMA TO DETERMINE WHETHER RULES & CURRENT STATUTES ARE	Report Provided	N
LNR801	DOBOR	B	0	O	211,364	211,364	10/1/2014	10/1/2014	9/30/2019	UNIVERSITY OF HAWAII	S	PERFORM ECOLOGICAL CORAL MITIGATION SURVEYS BEFORE & AFTER THE	Report Provided	N
LNR802	SHPD	B	828	O	0	828	9/9/2013	7/1/2014	6/30/2015	OHATA CHUN YUEN LLP	S	AUDIT SERVICES FOR THE FISCAL YEAR ENDING JUNE 30, 2014	Fiscal Office monitors progress and verifies invoice for payment	N

Department of Land and Natural Resources
Active Contracts as of December 1, 2014

Table 20

Prog ID	Div	MOF	Amount Paid	(M/A /O)	Max Value	Outstanding Balance	Date Executed	From	To	Organization	Category E/L/P/C/G /S	Description	Explanation of How Contract is Monitored	POS Y/N
LNR802	SHPD/ENG	A	0	O	9,770	9,770	10/30/2013	10/9/2013	10/9/2016	LIMITIACO CONSULTING GROUP,	S	IMPROVEMENTS TO DLNR ADMINISTRATION BUILDING, WAILUKU, MAUI, HAWAII	Engineering Division monitors progress and verifies invoice for payment	N
LNR804	DOFAW	N	0	O	30,000	30,000	5/10/2012	9/21/2014	6/30/2015	OHANASOFT LLC	S	TO DESIGN, CONSTRUCT, & IMPLEMENT AN ACCOUNTING & INVENTORY MANAGEMENT SYS	Program Managers monitors progress and verifies invoice for payment	N
LNR804	DOFAW	N	0	O	70,000	70,000	5/10/2012	9/21/2014	6/30/2015	OHANASOFT LLC	S	TO DESIGN, CONSTRUCT, & IMPLEMENT AN ACCOUNTING & INVENTORY MANAGEMENT SYS	Program Managers monitors progress and verifies invoice for payment	N
LNR804	DOFAW	N	0	O	40,000	40,000	5/10/2012	9/21/2014	6/30/2015	OHANASOFT LLC	S	TO DESIGN, CONSTRUCT, & IMPLEMENT AN ACCOUNTING & INVENTORY MANAGEMENT SYS	Program Managers monitors progress and verifies invoice for payment	N
LNR804	DOFAW	W	31,986	O	33,775	1,789	3/12/2013	6/4/2013	6/30/2014	INABA ENGINEERING INC.	S	SURVEYING & MARKING PORTIONS OF KAUU FOREST RESERVE BOUNDARY & ADJACENT	Program Managers monitors progress and verifies invoice for payment	N
LNR804	DOFAW	N	0	O	30,000	30,000	9/15/2014	9/15/2014	9/14/2015	HT&T HAWAII LLC	S	FURNISH & DELIVER ONE 68000LB. GVWR 6X6 TRUCK CAB & CHASSIS WITH 15 CUBIC	Program Managers monitors progress and verifies invoice for payment	N
LNR804	DOFAW	N	0	O	30,000	30,000	9/15/2014	9/15/2014	9/14/2015	HT&T HAWAII LLC	S	FURNISH & DELIVER ONE 68000LB. GVWR 6X6 TRUCK CAB & CHASSIS WITH 15 CUBIC	Program Managers monitors progress and verifies invoice for payment	N
LNR804	DOFAW	N	0	O	45,000	45,000	9/15/2014	9/15/2014	9/14/2015	HT&T HAWAII LLC	S	FURNISH & DELIVER ONE 68000LB. GVWR 6X6 TRUCK CAB & CHASSIS WITH 15 CUBIC	Program Managers monitors progress and verifies invoice for payment	N
LNR804	DOFAW	N	0	O	45,000	45,000	9/15/2014	9/15/2014	9/14/2015	HT&T HAWAII LLC	S	FURNISH & DELIVER ONE 68000LB. GVWR 6X6 TRUCK CAB & CHASSIS WITH 15 CUBIC	Program Managers monitors progress and verifies invoice for payment	N
LNR804	DOFAW	N	0	O	20,340	20,340	9/15/2014	9/15/2014	9/14/2015	HT&T HAWAII LLC	S	FURNISH & DELIVER ONE 68000LB. GVWR 6X6 TRUCK CAB & CHASSIS WITH 15 CUBIC	Program Managers monitors progress and verifies invoice for payment	N
LNR804	DOFAW	N	0	O	20,340	20,340	9/15/2014			HT&T HAWAII LLC	S	FURNISH & DELIVER ONE 68000LB. GVWR 6X6 TRUCK CAB & CHASSIS WITH 15 CUBIC	YARD DUMP BODY	
LNR805	DAR	N	225,000	M	350,000	125,000	10/5/2009	7/1/2009	6/30/2015	RESEARCH CORPORATION OF THE	S	MAUI/OAHU MARINE RESOURCES ASSESSMENT.	Monthly invoicing; project leader monitors daily work/activities; yearly report; DAR Administrator serves as P.I., provides general oversight, verifies invoices for payment	Y
LNR805	DAR	N	204,889	M	322,420	117,531	10/5/2009	7/1/2009	6/30/2015	RESEARCH CORPORATION OF THE	S	MAUI/OAHU MARINE RESOURCES ASSESSMENT.	Monthly invoicing; project leader monitors daily work/activities; yearly report; DAR Administrator serves as P.I., provides general oversight, verifies invoices for payment	Y

Department of Land and Natural Resources
Active Contracts as of December 1, 2014

Table 20

Prog ID	Div	MOF	Amount	M/A	Max Value	Outstanding	Date	From	To	Organization	Category	Description	Explanation of How Contract	POS Y/N
			Paid	/O		Balance	Executed				E/L/P/C/G		is Monitored	
LNR805	DAR	N	22,314	M	326,000	303,686	10/5/2009	7/1/2009	6/30/2015	RESEARCH CORPORATION OF THE	S	MAUI/OAHU MARINE RESOURCES ASSESSMENT.	Monthly invoicing; project leader monitors daily work/activities; yearly report; DAR Administrator serves as P.I., provides general oversight, verifies invoices for payment	Y
LNR805	DAR	N	218,312	M	281,250	62,938	8/24/2011	7/1/2011	6/30/2015	RESEARCH CORPORATION OF THE	S	HAWAII MARINE RECREATIONAL FISHING SURVEY	Monthly invoicing; project leader monitors daily work/activities; yearly report; DAR Administrator serves as P.I., provides general oversight, verifies invoices for payment	Y
LNR805	DAR	N	1,086	M	281,250	280,164	8/24/2011	7/1/2011	6/30/2015	RESEARCH CORPORATION OF THE	S	HAWAII MARINE RECREATIONAL FISHING SURVEY	Monthly invoicing; project leader monitors daily work/activities; yearly report; DAR Administrator serves as P.I., provides general oversight, verifies invoices for payment	Y
LNR805	DAR	B	0	M	10,000	10,000	8/24/2011	7/1/2011	6/30/2015	RESEARCH CORPORATION OF THE	S	INVESTIGATION OF ESTUARINE HABITATS	Monthly invoicing; project leader monitors daily work/activities; yearly report; DAR Administrator serves as P.I., provides general oversight, verifies invoices for payment	Y
LNR806	State Parks	B	663	O	3,296	2,633	9/30/2008	9/16/2012	9/15/2015	DOONWOOD ENGINEERING, INC.	S	MAINTENANCE & REPAIR SVCS FOR WATER PUMPS & STORAGE SYSTEMS & SEWAGE &	Invoices verified by superintendent prior to payment.	N
LNR806	State Parks	A	428	O	3,497	3,069	9/30/2008	9/16/2012	9/15/2015	DOONWOOD ENGINEERING, INC.	S	MAINTENANCE & REPAIR SVCS FOR WATER PUMPS & STORAGE SYSTEMS & SEWAGE &	Invoices verified by superintendent prior to payment.	N
LNR806	State Parks	B	2,108	O	2,341	233	9/30/2008	9/16/2012	9/15/2015	DOONWOOD ENGINEERING, INC.	S	MAINTENANCE & REPAIR SVCS FOR WATER PUMPS & STORAGE SYSTEMS & SEWAGE &	Invoices verified by superintendent prior to payment.	N
LNR806	State Parks	B	0	O	2,341	2,341	9/30/2008	9/16/2012	9/15/2015	DOONWOOD ENGINEERING, INC.	S	MAINTENANCE & REPAIR SVCS FOR WATER PUMPS & STORAGE SYSTEMS & SEWAGE &	Invoices verified by superintendent prior to payment.	N
LNR806	State Parks	B	0	O	3,602	3,602	9/30/2008	9/16/2012	9/15/2015	DOONWOOD ENGINEERING, INC.	S	MAINTENANCE & REPAIR SVCS FOR WATER PUMPS & STORAGE SYSTEMS & SEWAGE &	Invoices verified by superintendent prior to payment.	N
LNR806	State Parks	N	110,398	M	122,192	11,794	1/19/2012	7/30/2010	COMPLETED	PERFECTO ENGINEERING &	S	INDIVIDUAL WASTEWATER SYSTEM IMPROVEMENTS @ WAILUA RIVER STATE PARK OLD	Engineering Div monitors progress and verifies invoice for payment	N
LNR806	State Parks	B	46,787	M	55,209	8,422	6/7/2011	6/15/2011	COMPLETED	AKINAKA & ASSOCIATES, LTD.	S	MAUNA KEA STATE RECREATION AREA WATER SYSTEM IMPR. ISLAND OF HI	Engineering Div monitors progress and verifies invoice for payment	N
LNR806	State Parks	B	36,012	M	49,000	12,988	6/27/2011	10/11/2011	COMPLETED	RK CONSTRUCTION COMPANY, LLC	S	MALAEKAHANA STATE RECREATION AREA, KALANAI PT; RENOVATE COMFORT STATIONS	Engineering Div monitors progress and verifies invoice for payment	N

Department of Land and Natural Resources
Active Contracts as of December 1, 2014

Table 20

Prog ID	Div	MOF	Amount Paid	(M/A /O)	Max Value	Outstanding Balance	Date Executed	From	To	Organization	Category E/L/P/C/G /S	Description	Explanation of How Contract is Monitored	POS Y/N
LNR806	State Parks	B	92,714	O	100,124	7,410	7/26/2011	8/1/2013	COMPLETED	PROPARK, INC.	S	FURNISHING TOLL BOOTH ATTENDANTS & MGMT SVCS FOR DIAMOND HEAD STATE	Invoices are reviewed monthly prior to payment. Ended 7/31/14.	N
LNR806	State Parks	B	8,309	O	36,655	28,346	1/13/2012	12/14/2011	12/31/2016	FUKUMOTO ENGINEERING, INC.	S	WAIANAPANAPA STATE PARK, SEWER SYSTEM & WALKWAY IMPR. HANA MAUI, HAWAII	Engineering Div monitors progress and verifies invoice for payment	N
LNR806	State Parks	A	136,490	O	148,898	12,408	11/27/2012	11/21/2013	COMPLETED	AQUA ENGINEERS, INC.	S	OPERATION & MAINTENANCE OF WATER SYSTEM AT KOKEE & POLIHALE ST PARKS,	Invoices verified by superintendent prior to payment. Ended Nov 2014.	N
LNR806	State Parks	B	0	O	5,878	5,878	9/9/2013	7/1/2014	6/30/2015	OHATA CHUN YUEN LLP	S	AUDIT SERVICES FOR THE FISCAL YEAR ENDING JUNE 30, 2014	Fiscal Office monitors progress and verifies invoice for payment	N
LNR806	State Parks	N	48,264	O	75,000	26,736	10/7/2013	10/15/2013	9/5/2015	PBR HAWAII & ASSOCIATES, INC.	S	STATE COMPREHENSIVE OUTDOOR RECREATION PLAN (SCORP) UPDATE, STATEWIDE	Engineering Div monitors progress and verifies invoice for payment	N
LNR806	State Parks	B	32,792	M	122,798	90,006	8/6/2014	8/1/2014	7/31/2015	APARC SYSTEMS, INC.	S	FURNISHING TOLL BOOTH ATTENDANTS & MANAGEMENT SVCS FOR DIAMOND HEAD STAT	Invoices are reviewed monthly prior to payment	N
LNR807	State Parks	B	177,070	O	164,212	12,858	8/31/2004	8/31/2004	12/26/14 completion notice 2B submitted	ISEMOTO CONTRACTING CO., LTD.	S	HAPUNA BEACH STATE PARK, ADA BARRIER REMOVAL PROJECT, SOUTH KOHALA, HAWA	Engineering Div monitors progress and verifies invoice for payment	N
LNR807	State Parks	B	8,830	O	0	8,830	8/31/2004	8/31/2004	12/26/14 completion notice 2B submitted	ISEMOTO CONTRACTING CO., LTD.	S	HAPUNA BEACH STATE PARK, ADA BARRIER REMOVAL PROJECT, SOUTH KOHALA, HAWA	Engineering Div monitors progress and verifies invoice for payment	N
LNR807	State Parks	B	16,000	O	1,856	14,144	9/8/2004	9/8/2004	12/26/14 completion notice 2B submitted	SITE ENGINEERING, INC.	S	WAILOA RIVER STATE PARK, ADA BARRIER REMOVAL, HILO, HAWAII	Engineering Div monitors progress and verifies invoice for payment	N
LNR807	State Parks	B	6,560	O	3,700	2,860	5/27/2005	5/27/2005	12/26/14 completion notice 2B submitted	M & E PACIFIC, INC.	S	IMPROVE PARKING LOT HAPUNA BEACH SRA S KOHALA HI & IMPROVE WALKWAY &	Engineering Div monitors progress and verifies invoice for payment	N
LNR807	State Parks	B	253,728	O	247,728	6,000	11/23/2005	11/23/2005	12/26/14 completion notice 2B submitted	SITE ENGINEERING, INC.	S	PARKING LOT RESURFACING HAPUNA BEACH STATE RECREATION AREA SOUTH KOHALA	Engineering Div monitors progress and verifies invoice for payment	N
LNR807	State Parks	B	10,446	O	0	10,446	11/23/2005	11/23/2005	12/26/14 completion notice 2B submitted	SITE ENGINEERING, INC.	S	PARKING LOT RESURFACING HAPUNA BEACH STATE RECREATION AREA SOUTH KOHALA	Engineering Div monitors progress and verifies invoice for payment	N
LNR807	State Parks	B	37,955	O	35,455	2,500	12/30/2005	12/30/2005	pletion notice	MITSUNAGA & ASSOCIATES, INC.	S	RENOVATE ENTRY ROAD & WALKWAY DIAMOND HEAD STATE MONUMENT HONOLULU HI	Engineering Div monitors progress and verifies invoice for payment	N
LNR810	ENG	B	300,000	O	310,000	10,000	6/2/2008	5/15/2008	5/16/2010	ISHIDA & YAMADA LLLP	S	DAM SAFETY ADMINISTRATIVE RULES OPT TO EXTEND 2-12MOS.	Contract is expired. Will process paperwork to close contract	N
LNR810	ENG	B	24,695	O	25,000	305	6/25/2008			ROBBINS & ASSOCIATES	S	TO PROVIDE LEGAL SERVICES FOR COMPLEX LITIGATION KALOKO DAM FAILURE	Contract was initiated and managed by AG Office. Checking with them to close contract	N

Department of Land and Natural Resources
Active Contracts as of December 1, 2014

Table 20

Prog ID	Div	MOF	Amount Paid	(M/A /O)	Max Value	Outstanding Balance	Date Executed	From	To	Organization	Category	Description	Explanation of How Contract is Monitored	POS Y/N
											E/L/P/C/G		/S	
LNR810	ENG	B	43,420	O	75,000	31,580	11/20/2008	8/20/2008	8/19/2012	OCEANIT LABORATORIES, INC.	S	DAM SAFETY INVENTORY & DATABASE OPT TO EXTEND 2-12 MOS.	Contract is expired. Will process paperwork to close contract	N
LNR810	ENG	B	113,609	M	115,000	1,391	6/23/2010	7/1/2010	7/21/2014	GANNETT FLEMING, INC.	S	UPDATE & REVISE DAM SAFETY GUIDELINES OPT TO EXTEND 2-12MOS	Final payment is being processed	N
LNR810	ENG	B	45,071	M	50,000	4,929	8/11/2010	6/30/2010	6/30/2014	KLEINFELDER WEST, INC.	S	TECHNICAL REVIEW OF DAM SAFETY PERMITS. 2 OPT TO EXTEND 12MOS.	Engineering Division monitors progress and verifies invoice for payment	N
LNR810	ENG	B	0	M	50,000	50,000	8/11/2010	6/30/2010	6/30/2015	KLEINFELDER WEST, INC.	S	TECHNICAL REVIEW OF DAM SAFETY PERMITS. 2 OPT TO EXTEND 12MOS.	Engineering Division monitors progress and verifies invoice for payment	N
LNR810	ENG	N	38,149	O	50,253	12,104	1/23/2012	12/30/2011	12/31/2015	LYON ASSOCIATES, INC.	S	STATE GENERAL FLOOD CONTROL PLAN UPDATE, STATEWIDE, JOB NO G27NS55A	Engineering Division monitors progress and verifies invoice for payment	N
LNR810	ENG	B	33,568	M	50,000	16,432	12/27/2012	11/1/2012	10/31/2015	GANNETT FLEMING, INC.	S	TECHNICAL ASSISTANCE FOR DAM SAFETY PROGRAM JOB#DS-2012-025	Engineering Division monitors progress and verifies invoice for payment	N
LNR810	ENG	B	0	M	50,000	50,000	12/27/2012	11/1/2012	10/31/2017	GANNETT FLEMING, INC.	S	TECHNICAL ASSISTANCE FOR DAM SAFETY PROGRAM JOB#DS-2012-025	Engineering Division monitors progress and verifies invoice for payment	N
LNR810	ASO	B	0	O	569	569	9/9/2013	7/1/2014	6/30/2015	OHATA CHUN YUEN LLP	S	AUDIT SERVICES FOR THE FISCAL YEAR ENDING JUNE 30, 2014	Fiscal Office monitors progress and verifies invoice for payment	N
LNR810	ENG	P	313	O	8,208	7,894	11/7/2013	8/1/2013	7/31/2016	ONYX OF ALEXANDRIA, INC.	S	HAWAII NFIP TOOLKIT	Engineering Division monitors progress and verifies invoice	N
LNR810	ENG	P	0	O	323	323	11/7/2013	8/1/2013	7/31/2016	ONYX OF ALEXANDRIA, INC.	S	HAWAII NFIP TOOLKIT	Engineering Division monitors progress and verifies invoice for payment	N

Department of Land and Natural Resources
FY15 Appropriation Status

Table 21

Act/Year	Dept.	Prog ID	Seq No.	Description	Comments	MOF	FY15 Appropriation			Amount used as of November 30, 2014			Comments
							Temp Pos.	Perm. Pos.	Amount	Temp Pos.	Perm. Pos.	Amount	
Act134/13	LNR	LNR101	90900	EXECUTIVE REQUEST: ADD (2) POSITIONS AND FUNDS FOR PUBLIC LAND MANAGEMENT.	LEGISLATURE CONCURS. (1) POSITION (#120503) TO ESTABLISH A COMPREHENSIVE PUBLIC LAND TRUST INFORMATION SYSTEM PER ACT 54, SLH2011. DETAIL OF GOVERNOR'S REQUEST: (1) APPLICATIONS SYSTEMS ANALYST (#120503; 55,000) (1) LAND AGENT SR22 (FY14: 23,706; FY15: 47,412) FRINGE BENEFITS (FY14: 33,088; FY15: 43,054)	B		2.00	145,466		2.00	60,611	The Application Systems Analyst and Land Agent positions were filled as approved by the Legislature.
Act122/14	LNR	LNR101	100001	SUPPLEMENTAL REQUEST: ADD (2) TEMPORARY POSITIONS AND FUNDS FOR AUGMENTATION OF PROCESSING SHORELINE ENCROACHMENT CASES AND OVERSEE 750 MILES OF STATEWIDE SHORELINES.	LEGISLATURE CONCURS. DETAIL OF GOVERNOR'S REQUEST: (1) SHORELINE DISPOSITION SPECIALIST (#91501C; 24,500) (1) COASTAL LAND PROGRAM SPECIALIST (#91502C; 27,700) FRINGE BENEFITS (21,950) 6-MONTH DELAY IN HIRE.	B	2.00	-	74,150	-		-	As approved by the Legislature, the 6-month delay in hiring was fulfilled and the Request to Fill for both positions have been approved by the Chairperson. The Shoreline Disposition Specialist position is in the process of being approved for recruitment. The Coastal Land Program Specialist position is currently posted for recruitment.
Act122/14	LNR	LNR101	101001	SUPPLEMENTAL REQUEST: ADD FUNDS FOR STATE LANDS AND INFORMATION MANAGEMENT SYSTEMS.	LEGISLATURE CONCURS. DETAIL OF GOVERNOR'S REQUEST: ANALYSIS AND REQUIREMENTS GATHERING (227,200) SYSTEM DESIGN (123,200) SOFTWARE DEVELOPMENT AND DATA MIGRATION (537,600) TESTING, TRAINING, WARRANTY (350,400) HARDWARE/SOFTWARE (58,000) OTHER (3,600) NON-RECURRING.	B		-	1,300,000			-	The Land Division is requesting reauthorization for a spending ceiling increase for the State Lands Information Management System (SLIMS) Redesign/Upgrade. For FY2015, \$1.3 million was approved and authorized for spending on the SLIMS upgrade. The project is planned to be done in two phases with two different vendor contracts. The first part of this is for a consulting vendor to assist with planning and specification development. The IS staff is currently in this phase during FY2015. We anticipate the consulting services will be for approximately \$300,000. After the specifications are developed, we then plan to post the specifications, inviting vendors to submit proposals/bids for the hardware, software application development and support. We anticipate that this process to identify and contract with a final vendor will extend into FY 2016. Therefore, we would like to request that \$1 million of the \$1.3 million that was approved last year be reauthorized for spending in FY 2016. The total estimated funds for this project remains unchanged at \$1.3 million. There are adequate funds available for this request in the Special Land Development Fund (HRS 171-19).

Department of Land and Natural Resources
FY15 Appropriation Status

Act/Year	Dept.	Prog ID	Seq No.	Description	Comments	MOF	FY15 Appropriation			Amount used as of November 30, 2014			Comments
							Temp Pos.	Perm. Pos.	Amount	Temp Pos.	Perm. Pos.	Amount	
Act122/14	LNR	LNR101	102001	SUPPLEMENTAL REQUEST: ADD FUNDS FOR BEACH RESTORATION.	LEGISLATURE CONCURS. INCREASE BEACH RESTORATION SPECIAL FUND APPROPRIATION. DETAIL OF GOVERNOR'S REQUEST: BEACH RESTORATION PROJECTS (230,000) STUDIES (100,000) COMPUTER AND SUPPLIES (10,000)	B		-	340,000			196,000	The Beach Restoration Special Fund ceiling was raised from \$260,000 to \$600,000 per year. \$196,000 was spent as of 11/30/2014.
Act122/14	LNR	LNR111	100001	SUPPLEMENTAL REQUEST: ADD FUNDS FOR THE DIGITIZATION OF MICROFILM ARCHIVES, REPLACEMENT OF EMPLOYEE COMPUTERS, MICROFILM READERS AND SCANNERS AND THE PURCHASE OF DISASTER RECOVERY SYSTEM.	LEGISLATURE CONCURS. INCREASE BUREAU OF CONVEYANCES SPECIAL FUND APPROPRIATION. DETAIL OF GOVERNOR'S REQUEST: DIGITIZATION OF MICROFILMED ARCHIVES (250,000) REPLACE PERSONAL COMPUTERS, MICROFILM READER/PRINTERS AND DIGITAL SCANNERS (175,000) BUSINESS CONTINUITY SYSTEM (50,000) \$225,000 NON-RECURRING.	B		-	475,000			13,303	Amount used was for replacement computers and a microfilm reader/printer. Digital scanners were purchased with FY 14 funds. The Business Continuity System was deemed not necessary. Pending the appropriate approvals from OIMT and the Governor, BOC will issue a RFP to digitize all microfilm and books as a multi-year contract spread over FY 15 & FY 16, with work to begin in June 2015.
Act122/14	LNR	LNR141	100001	SUPPLEMENTAL REQUEST: ADD FUNDS FOR SUPPLEMENTAL PAYROLL FOR MINERAL RESOURCE SECTION.	LEGISLATURE CONCURS. DETAIL OF GOVERNOR'S REQUEST: PAYROLL SHORTFALLS FOR MINERAL RESOURCE SECTION (48,897) ARBITRATED INCREASES FOR BARGAINING UNIT 13 (14,156) FRINGE BENEFITS (26,507)	B		-	89,560			-	Geologist II position (Head of Mineral Resources Section) is currently vacant, resulting in payroll surplus. Recruitment for specialized knowledge and experience required to manage this program is pending at DHRD. Geothermal resources, and its development and management, is a highly specialized field that does not have a wide pool of local expertise. There is only one geothermal developer operating in the State and local presence of expertise is minimal due to the level of demand. Therefore, to attract a larger and more highly qualified pool of candidates, the program must be able to hire above minimum, within the position's salary range, to be able to attract experienced candidates.

Department of Land and Natural Resources
FY15 Appropriation Status

Table 21

Act/ Year	Dept.	Prog ID	Seq No.	Description	Comments	MOF	FY15 Appropriation			Amount used as of November 30, 2014			Comments
							Temp Pos.	Perm. Pos.	Amount	Temp Pos.	Perm. Pos.	Amount	
Act122/14	LNR	LNR141	224001	GOVERNOR'S MESSAGE (2/24/14): ADD FUNDS FOR SOIL AND WATER CONSERVATION DISTRICTS.	LEGISLATURE CONCURS. TRANSFER OF MONEY TO THE 16 SOIL AND WATER CONSERVATION DISTRICTS FOR REVIEWING SOIL EROSION, SEDIMENT CONTROL, FLOOD PREVENTION, SURVEYS AND OTHER CONSERVATION ACTIVITIES. DETAIL OF GOVERNOR'S REQUEST: GRANT-IN-AID TO SOIL AND WATER CONSERVATION DISTRICT OPERATING EXPENSES (210,000) EXPENSES FOR COORDINATION OF SOIL AND WATER CONSERVATION DISTRICT PROGRAM (10,000)	U		-	220,000	-	-	52,500	Interdepartmental transfer funds (MOF U) are received in quarterly allotments from Department of Agriculture. Encumbrance/expenditure is made after receipt of the funds. 2nd quarter payment to the SWCD program [52,500] is being processed (December 2014).
Act122/14	LNR	LNR153	70001	SUPPLEMENTAL REQUEST: CHANGE MEANS OF FINANCING FOR (1) POSITION AND FUNDS FROM OTHER FEDERAL FUNDS TO SPECIAL FUNDS.	LEGISLATURE CONCURS. CHANGE IS TO COMMERCIAL FISHERIES SPECIAL FUND. DETAIL OF GOVERNOR'S REQUEST: (1) FISHERY AIDE II SR9 (#91202C; -26,700P/26,700B) FRINGE BENEFITS (-11,225P/11,225B)	B		1.00	37,925				At present this position is not being recruited due to 1) uncertainty of duties if Division reorganization approved, 2) impact of current and proposed restrictions/reductions, 3) projected revenue lower than anticipated due to a decrease in commercial fishing license sales, and 4) delay in implementing new vessel and dealer licenses.
Act122/14	LNR	LNR153	101001	SUPPLEMENTAL REQUEST: ADD FUNDS FOR BOTTOM FISH MOVEMENT ASSESSMENT PROJECTS AND FEDERAL SEQUESTRATION ALLEVIATION.	LEGISLATURE DOES NOT CONCUR. DESIGNATE AS "NON-RECURRING." INCREASES THE FISHERIES SPECIAL FUND APPROPRIATION. ADDITIONAL REVENUES EXPECTED FROM NEW VESSEL AND LICENSE DEALER FEES. DETAIL OF ADJUSTED GOVERNOR'S REQUEST: BOTTOM FISH MOVEMENT STUDIES	B		-	300,000			157,422	Additional revenues for FY 15 are not expected to be collected due to a delay in implementing new vessel and dealer licenses
Act134/13	LNR	LNR172	90001	EXECUTIVE REQUEST: ADD FUNDS FOR HAWAII INVASIVE SPECIES COUNCIL.	LEGISLATURE DOES NOT CONCUR. REDUCES 250,000.	A		-	750,000			502,322	Remainder of the appropriated amount is in the procurement process

Department of Land and Natural Resources
FY15 Appropriation Status

Table 21

Act/ Year	Dept.	Prog ID	Seq No.	Description	Comments	MOF	FY15 Appropriation			Amount used as of November 30, 2014			Comments
							Temp Pos.	Perm. Pos.	Amount	Temp Pos.	Perm. Pos.	Amount	
Act122/14	LNR	LNR172	101001	SUPPLEMENTAL REQUEST: ADD FUNDS FOR GOVERNOR'S KAUAI FIRE EMERGENCY PROCLAMATION.	LEGISLATURE DOES NOT CONCUR. REDUCE \$250,000 IN GENERAL FUNDS FOR APPLYING HERBICIDE FOR INVASIVE PLANTS AND MASTICATING LIMBS FOR EROSION CONTROL. ADD \$250,000 IN SPECIAL FUNDS FOR APPLYING HERBICIDE FOR INVASIVE PLANTS AND MASTICATING LIMBS FOR EROSION CONTROL FROM THE SPECIAL LAND AND DEVELOPMENT FUND. MITIGATION OF THE NA PALI-KONA AND PUU KA PELE FOREST RESERVES IN WEST KAUAI WILDFIRE TIMBER MANAGEMENT AREA. DETAIL OF ADJUSTED GOVERNOR'S REQUEST: APPLY HERBICIDE FOR INVASIVE PLANTS (150,000B) MASTICATING LIMBS FOR EROSION CONTROL (100,000B) PLANT SEEDLINGS/COMPLETE REFORESTATION (100,000B) LOGGING BURNT TREES (100,000B) PURCHASE TREES FOR REFORESTATION (50,000B)	B		-	500,000			74,041	Remainder of the appropriated amount is in the procurement process.
Act122/14	LNR	LNR172	102001	SUPPLEMENTAL REQUEST: ADD FUNDS FOR WATERSHED PROTECTION, RESERVE MANAGEMENT AND FOREST PRODUCT REVENUE DEVELOPMENT.	LEGISLATURE DOES NOT CONCUR. REDUCE \$250,000 FOR OTHER OPERATING EXPENSES. INCREASES FOREST STEWARDSHIP SPECIAL FUND APPROPRIATION FOR REVENUES FROM INCREASED TIMBER AND OTHER FOREST PRODUCT SALES. DETAIL OF ADJUSTED GOVERNOR'S REQUEST: OTHER OPERATING EXPENSES (650,000)	B		-	650,000			650,000	
Act122/14	LNR	LNR172	4000001	LEGISLATIVE ADJUSTMENT: ADD FUNDS AS A GRANT PURSUANT TO CHAPTER 42F, HAWAII REVISED STATUTES, TO MALAMA O PUNA.	NON-RECURRING.	A		-	107,672			-	Processing contract encumbrance

Department of Land and Natural Resources
FY15 Appropriation Status

Table 21

Act/ Year	Dept.	Prog ID	Seq No.	Description	Comments	MOF	FY15 Appropriation			Amount used as of November 30, 2014			Comments
							Temp Pos.	Perm. Pos.	Amount	Temp Pos.	Perm. Pos.	Amount	
Act122/14	LNR	LNR401	71001	SUPPLEMENTAL REQUEST: CHANGE MEANS OF FINANCING FOR (0.25) POSITION AND FUNDS FROM OTHER FEDERAL FUNDS TO GENERAL FUNDS.	LEGISLATURE CONCURS. CURRENT CONTRACT AND GRANT SPECIALIST IS 0.25 STATE FUNDED AND 0.75 FEDERAL FUNDED. AN ADDITIONAL 0.25 STATE FUNDING IS REQUIRED FOR THE FEDERAL GRANT. DETAIL OF GOVERNOR'S REQUEST: (.25) CONTRACTS AND GRANTS SPECIALIST (#117192; -14,427P/14,427A) FRINGE BENEFITS (-6,065P)	A		0.25	14,427		0.25	6,011	Amount used as projected
Act122/14	LNR	LNR401	72001	SUPPLEMENTAL REQUEST: CHANGE MEANS OF FINANCING FOR (1) POSITION AND (.25) TEMPORARY POSITION AND FUNDS FROM OTHER FEDERAL FUNDS TO GENERAL FUNDS.	LEGISLATURE CONCURS. THE EXISTING SPECIALIST POSITION IS REQUESTED FOR A CHANGE TO GENERAL FUNDS TO MATCH NEARLY \$200,000 IN FEDERAL FUNDS. THE 0.25 CHANGE TO GENERAL FUNDS FOR THE ACCOUNTANT POSITION IS TO RETAIN THE 0.75 IN FEDERAL FUNDS. DETAIL OF GOVERNOR'S REQUEST: (1) EDUCATIONAL SPECIALIST IV SR22 (#39763; -45,576N/45,576A) (0.25) ACCOUNTANT III SR20 (#120594; -10,533N/10,533A) FRINGE BENEFITS (-23,588)	A	0.25	1.00	56,109		1.00	18,990	The \$18,990 was charged to the Educational Specialist IV position (#39763) as the Accountant position was only recently filled on 12/01/14
Act134/13	LNR	LNR401	90001	EXECUTIVE REQUEST: ADD FUNDS FOR (6) TEMPORARY POSITIONS FOR ALGAE REMOVAL.	LEGISLATURE CONCURS. DETAIL OF GOVERNOR'S REQUEST: (1) TEMPORARY AQUATIC BIOLOGIST IV (#99060C; 49,332) (1) TEMPORARY AQUATIC BIOLOGIST III (#99061C; 45,576) (1) TEMPORARY FISHERY TECHNICIAN IV (#99062C; 33,756) (3) TEMPORARY FISHERY TECHNICIAN IV (#99063C, #99064C, #99065C; 33,756 EACH)	A		-	229,932			26,924	The \$26,924 was charged to the Aquatic Biologist IV (#99060C) & III (#99061C) positions and one of the Fishery Technician IV (#99062C) position. The remaining three fishery technician positions were only recently filled on 12/05/14.
Act134/13	LNR	LNR402	94001	EXECUTIVE REQUEST: ADD FUNDS FOR RELOCATION OF NENE GEESE.	LEGISLATURE CONCURS. FUNDS TRANSFERRED FROM DEPARTMENT OF TRANSPORTATION, PURSUANT TO GOVERNOR'S EMERGENCY PROCLAMATION OF APRIL 14, 2011. SEE TRN161 SEQ. NO. 91-001.	U		-	700,000			270,444	Remainder of the appropriated amount is in the procurement process.

Department of Land and Natural Resources
FY15 Appropriation Status

Table 21

Act/Year	Dept.	Prog ID	Seq No.	Description	Comments	MOF	FY15 Appropriation			Amount used as of November 30, 2014			Comments
							Temp Pos.	Perm. Pos.	Amount	Temp Pos.	Perm. Pos.	Amount	
Act134/13	LNR	LNR404	90001	EXECUTIVE REQUEST: ADD FUNDS FOR PAYROLL SHORTAGE AND CASE EXPENSES FOR THE COMMISSION ON WATER RESOURCE MANAGEMENT.	LEGISLATURE DOES NOT CONCUR. ADDS 100,000 FOR CONTESTED CASE EXPENSES. DETAIL OF GOVERNOR'S REQUEST: OTHER PERSONAL SERVICES (25,000) CONTESTED CASE EXPENSES (75,000)	B		-	200,000			10,415	<p>The \$25,000 for Personal Services to cover payroll shortage is being spread evenly (\$2,083) across 12 months. As of 11/30/14, \$10,415 has been expended.</p> <p>The Commission on Water Resource Management (Commission) expected contested case hearing (CCH) expenditures earlier in the fiscal year related to the CCH on instream flow standards (IFS) in Na Wai Eha, Maui; however, a last minute mediation effort between the parties alleviated the need for the CCH. The CCH on the Interim IFS for 27 streams in East Maui is scheduled to begin in March 2015. The CCH for the water use permit by Kukui (Molokai) Inc. is pending and may begin this fiscal year. The nearly 200 water use permit applications for Na Wai Eha may also be placed into a CCH and initiated in May 2015. There are \$6,112 in expenses currently pending for travel and the hearings officer in the Na Wai Eha Appurtenant Rights CCH. The hearings officer's proposed recommendation and deliberations by the Commission are still pending.</p> <p>Budgeting for contested cases by and large can be difficult due to their varying lengths of duration and their varying complexity of issues.</p>
Act122/14	LNR	LNR404	100001	SUPPLEMENTAL REQUEST: ADD (2) POSITIONS AND FUNDS FOR STREAM PROTECTION AND MANAGEMENT.	<p>LEGISLATURE DOES NOT CONCUR.</p> <p>REDUCE (1) ENGINEERING TECHNICIAN VI AND \$19,000 IN GENERAL FUNDS FOR SALARY, (1) PLANNER IV AND \$24,000 IN GENERAL FUNDS FOR SALARY, AND \$114,000 IN GENERAL FUNDS FOR CONTRACTING AND MANAGEMENT OF HYDROLOGICAL STUDIES AND INVESTIGATIONS, TRAVEL, (2) COMPUTER, (2) DESK, AND (2) CHAIR. ADD (1) ENGINEERING TECHNICIAN VI AND \$19,000 IN SPECIAL FUNDS FOR SALARY, (1) PLANNER IV AND \$24,000 IN SPECIAL FUNDS FOR SALARY, \$18,060 IN SPECIAL FUNDS FOR FRINGE BENEFITS, AND \$114,000 IN SPECIAL FUNDS FOR CONTRACTING AND MANAGEMENT OF HYDROLOGICAL STUDIES AND INVESTIGATIONS, TRAVEL, (2) COMPUTER, (2) DESK, AND (2) CHAIR. SPECIAL FUNDS FROM THE SPECIAL LAND AND DEVELOPMENT FUND.</p> <p>DETAIL OF ADJUSTED GOVERNOR'S REQUEST: (1) ENGINEERING TECHNICIAN VI SR17 (19,000B) (1) PLANNER IV SR22 (24,000B) FRINGE BENEFITS (18,060B) CONTRACTING AND MANAGEMENT OF HYDROLOGICAL STUDIES AND INVESTIGATIONS (100,000B) TRAVEL (10,000B) (2) COMPUTER (1,000B EACH)</p>	B		2.00	175,060				<p>The 2 authorized positions (Engineering Tech VI & Planner V) remain vacant as the Commission is still in the recruitment process. As such, no payroll expenditures have been made. The funds for the computers, desks, and chairs are expected to be expended in January 2015.</p> <p>As of 11/30/14, \$1,750 in travel expenses is pending, related to the implementation and monitoring of IFS on Maui, field investigation of an irrigation system in Anahola, Kauai, and a water measurement training workshop on Kauai. The Commission's Stream Program expects to incur travel expenses for the remainder of the fiscal year as it engages in stream monitoring/gauging activities and field inspections/investigations.</p> <p>While no funds for hydrologic studies have been initiated, the Stream Program is in discussions with the United States Geological Survey to conduct a hydrologic study of streamflows in the Lihue Basin. Further, the Stream Program anticipates incurring other expenses for the rest of the fiscal year.</p>

Department of Land and Natural Resources
FY15 Appropriation Status

Table 21

Act/Year	Dept.	Prog ID	Seq No.	Description	Comments	MOF	FY15 Appropriation			Amount used as of November 30, 2014			Comments
							Temp Pos.	Perm. Pos.	Amount	Temp Pos.	Perm. Pos.	Amount	
Act134/13	LNR	LNR405	90001	EXECUTIVE REQUEST: ADD FUNDS FOR CONSERVATION AND RESOURCE ENFORCEMENT.	LEGISLATURE CONCURS. TO INCLUDE THE DIVISION OF CONSERVATION AND RESOURCE ENFORCEMENT SPECIAL FUND IN DEPARTMENT BUDGET. FUND ESTABLISHED PER ACT 78, SLH2011.	B		-	550,000			360,983	
Act122/14	LNR	LNR405	100001	SUPPLEMENTAL REQUEST: ADD FUNDS FOR PERSONAL SERVICES, OTHER CURRENT EXPENSES, EQUIPMENT, AND MOTOR VEHICLES.	LEGISLATURE DOES NOT CONCUR. REDUCE \$423,000 FOR WEAPON/UNIFORM ALLOWANCE, IN-SERVICE TRAINING EXPENSES, OPERATING SUPPLIES, OFFICE SUPPLIES, TELECOMMUNICATIONS, TRAINING/TRAVEL, OTHER EXPENSES, MOBILE/PORTABLE RADIOS, LAPTOP COMPUTERS, OFFICE FURNITURE, COMPUTERS/PRINTERS, BROADBAND CAPACITY, AND PORTABLE GENERATORS. DETAIL OF ADJUSTED GOVERNOR'S REQUEST: OVERTIME/OTHER COST DIFFERENTIALS (68,000) UNIFORM, BODY ARMOR, DUTY GEAR (37,000) VEHICLE FUEL/OIL/MAINTENANCE (112,000) VEHICLE/VESSEL FUEL & OIL (150,000) VEHICLE/VESSEL REPAIR/MAINTENANCE (150,000) UTILITIES (60,000)	A		-	577,000			174,824	In general, the division's overall fiscal year 2015 expenditures for the referenced period are in line, for the most part, to the expenditure levels of fiscal year 2014; this in part that no CREO positions were filled within the reporting period. However, two (2) CREO positions have been filled in early November and two (2) candidates were selected for hire in the latter part of the month. Additionally, ten (10) CREO positions are in the active recruitment process. Once all positions are filled, the division anticipates all expenditure category totals to exceed the supplemental funding appropriated amounts.

Department of Land and Natural Resources
FY15 Appropriation Status

Table 21

Act/Year	Dept.	Prog ID	Seq No.	Description	Comments	MOF	FY15 Appropriation			Amount used as of November 30, 2014			Comments
							Temp Pos.	Perm. Pos.	Amount	Temp Pos.	Perm. Pos.	Amount	
Act122/14	LNR	LNR405	101001	SUPPLEMENTAL REQUEST: ADD (3) POSITIONS, (9) TEMPORARY POSITIONS, AND FUNDS FOR FISHERIES ENFORCEMENT.	LEGISLATURE DOES NOT CONCUR. REDUCE (3) CONSERVATION RESOURCE ENFORCEMENT OFFICER III AND \$61,560 FOR SALARIES, \$24,000 FOR OVERTIME/COST DIFFERENTIAL, AND \$252,484 FOR OTHER CURRENT EXPENSES. ADD (3) TEMPORARY CONSERVATION RESOURCE ENFORCEMENT OFFICER III, AND \$61,560 FOR SALARIES. FOR THE MAUI COMMUNITY FISHERIES ENFORCEMENT UNIT (PREVIOUSLY A PILOT PROGRAM) AND UNITS ON HAWAII, KAUAI, AND OAHU. DETAIL OF ADJUSTED GOVERNOR'S REQUEST: (12) TEMPORARY CONSERVATION RESOURCE ENFORCEMENT OFFICER III SR20 (20,520 EACH) OVERTIME/COST DIFFERENTIAL (24,000) OTHER CURRENT EXPENSES (295,760) EQUIPMENT (114,000) (4) MOTOR VEHICLES (30,000 EACH) \$246,244 NON-RECURRING. 6-MONTH DELAY IN HIRE.	A	12.00	-	800,000			-	No expenditure through November 2014. Division is actively recruiting to fill the 12.00 TEMP positions.
Act122/14	LNR	LNR405	4000001	LEGISLATIVE ADJUSTMENT: ADD FUNDS AS A GRANT PURSUANT TO CHAPTER 42F, HAWAII REVISED STATUTES, TO NAVATEK BOAT BUILDERS.	NON-RECURRING.	A		-	556,775			-	Request for Release of funding in progress

Department of Land and Natural Resources
FY15 Appropriation Status

Act/ Year	Dept.	Prog ID	Seq No.	Description	Comments	MOF	FY15 Appropriation			Amount used as of November 30, 2014			Comments
							Temp Pos.	Perm. Pos.	Amount	Temp Pos.	Perm. Pos.	Amount	
Act122/14	LNR	LNR407	101001	SUPPLEMENTAL REQUEST: ADD FUNDS FOR INTERNATIONAL UNION OF CONSERVATION OF NATURE WORLD CONSERVATION 2016 CONGRESS.	LEGISLATURE DOES NOT CONCUR. REDUCE \$3,900,000 IN GENERAL FUNDS FOR NON-REIMBURSABLE EXPENSE TO DEPARTMENT OF STATE. ADD \$3,900,000 IN SPECIAL FUNDS FOR NON-REIMBURSABLE EXPENSE TO DEPARTMENT OF STATE FROM THE SPECIAL LAND AND DEVELOPMENT FUND. DESIGNATE AS "NON-RECURRING." FUNDING FOR PREPARATION TO HOST THE INTERNATIONAL UNION OF CONSERVATION OF NATURE WORLD 2016 CONGRESS WITH THE UNITED STATES AS THE HOST COUNTRY. HOST COUNTRY WILL NEED TO COVER \$8 MILLION TO \$10 MILLION IN COSTS FROM PUBLIC AND PRIVATE FUNDS. DETAIL OF ADJUSTED GOVERNOR'S REQUEST: NON-REIMBURSABLE EXPENSE TO DEPARTMENT OF STATE (100,000A/3,900,000B). NON-RECURRING.	A		-	100,000			28,080	Remainder of the appropriated amount is in the procurement process. Please see comments below for further explanations.
Act122/14	LNR	LNR407	101001	SUPPLEMENTAL REQUEST: ADD FUNDS FOR INTERNATIONAL UNION OF CONSERVATION OF NATURE WORLD CONSERVATION 2016 CONGRESS.	LEGISLATURE DOES NOT CONCUR. REDUCE \$3,900,000 IN GENERAL FUNDS FOR NON-REIMBURSABLE EXPENSE TO DEPARTMENT OF STATE. ADD \$3,900,000 IN SPECIAL FUNDS FOR NON-REIMBURSABLE EXPENSE TO DEPARTMENT OF STATE FROM THE SPECIAL LAND AND DEVELOPMENT FUND. DESIGNATE AS "NON-RECURRING." FUNDING FOR PREPARATION TO HOST THE INTERNATIONAL UNION OF CONSERVATION OF NATURE WORLD 2016 CONGRESS WITH THE UNITED STATES AS THE HOST COUNTRY. HOST COUNTRY WILL NEED TO COVER \$8 MILLION TO \$10 MILLION IN COSTS FROM PUBLIC AND PRIVATE FUNDS. DETAIL OF ADJUSTED GOVERNOR'S REQUEST: NON-REIMBURSABLE EXPENSE TO DEPARTMENT OF STATE (100,000A/3,900,000B). NON-RECURRING.	B		-	3,900,000			31,606	Remainder of the appropriated amount is in the procurement process . Update: The DLNR established a registered not-for-profit to implement the Hosting Agreement between the State of Hawaii and the International Union for Conservation of Nature (IUCN). It is called the WCC National Host Committee/Hawaii 2016 (hereinafter, "Host Committee"). The Host Committee's board includes high level State directors, such as the East West Center (EWC) President, UH President, HTA CEO, OHA CEO, and DLNR Chair, all serving as voting ex officio members. In addition to the DLNR funds, the Host Committee's work will be funded by many other sources (e.g., public, private, and not-for-profit). DLNR is presently encumbering a contract with the Host Committee to provide \$2.5 million dollars in specified goods and services from the Host Agreement. Via the contract, the EWC will serve as the fiscal agent for the project, under the direction of the Host Committee, primarily because it already has 501(c)(3) status and can receive and expend various sources of local, national, and international funds. It is estimated the WCC will cost between \$11.5-14.0 million while conservatively generating \$48.5 million in economic activity.

Department of Land and Natural Resources
FY15 Appropriation Status

Table 21

Act/ Year	Dept.	Prog ID	Seq No.	Description	Comments	MOF	FY15 Appropriation			Amount used as of November 30, 2014			Comments
							Temp Pos.	Perm. Pos.	Amount	Temp Pos.	Perm. Pos.	Amount	
Act122/14	LNR	LNR407	102001	SUPPLEMENTAL REQUEST: ADD (9) TEMPORARY POSITIONS AND FUNDS FOR NATIVE ECOSYSTEM MANAGEMENT AND WATERSHED PROTECTION FOR MAUI NATURAL AREA RESERVE.	LEGISLATURE CONCURS. ALL POSITIONS OTHER THAN GENERAL PROFESSIONAL V ARE MAUI BASED WITH THE GENERAL PROFESSIONAL ON OAHU SUPPORTING THE INITIATIVE. DETAIL OF GOVERNOR'S REQUEST: (1) GENERAL PROFESSIONAL V SR24 (25,656) (2) NATURAL AREA RESERVE SPECIALIST IV SR22 (22,788 EACH) (2) FORESTRY AND WILDLIFE WORKER II BC05 (18,480 EACH) (2) FORESTRY AND WILDLIFE TECHNICIAN IV SR13 (16,230 EACH) (1) ACCOUNT CLERK III SR11 (14,994) (1) ASSISTANT MECHANIC BC05 (19,230) FRINGE BENEFITS (73,518) 6-MONTH DELAY IN HIRE.	B	9.00	-	248,394			-	Positions in the hiring process.
Act122/14	LNR	LNR407	104001	SUPPLEMENTAL REQUEST: ADD FUNDS FOR NATURAL RESOURCE MANAGEMENT AND PROTECTION OF ENDANGERED OR RARE PLANTS, ANIMALS, AND HABITATS.	LEGISLATURE DOES NOT CONCUR. REDUCE \$1,000,000 FOR OTHER CURRENT EXPENSES - OPERATIONS. DESIGNATE AS "NON-RECURRING." ADDITIONAL FUNDS ARE FOR INCREASE OF CONVEYANCE TAX SHARE TO NATURAL AREA RESERVE SPECIAL FUND. DETAIL OF ADJUSTED GOVERNOR'S REQUEST: OTHER CURRENT EXPENSES - OPERATIONS (1,000,000). NON-RECURRING.	B		-	1,000,000			1,000,000	
Act134/13	LNR	LNR801	90001	EXECUTIVE REQUEST: ADD (1) POSITION AND FUNDS FOR KAUNAKAKAI HARBOR.	LEGISLATURE CONCURS. DETAIL OF GOVERNOR'S REQUEST: (1) HARBOR AGENT II SR12 (FY14: 15,006; FY15: 30,012) FRINGE BENEFITS (FY14: 6,309; FY15: 12,617)	B		1.00	42,629			-	The Division is in the process of establishing and filling the position. It expects completion in 2015.
Act122/14	LNR	LNR801	100001	SUPPLEMENTAL REQUEST: ADD (2) POSITIONS AND FUNDS FOR DEVELOPING REAL PROPERTY AT SMALL BOAT HARBORS.	LEGISLATURE CONCURS. DETAIL OF GOVERNOR'S REQUEST: (1) PROPERTY MANAGER IV SR22 (21,912) (1) PLANNING AND DEVELOPMENT MANAGER SR26 (27,750) FRINGE BENEFITS (20,858) 6-MONTH DELAY IN HIRE.	B		2.00	70,520				Positions will be available to hire beginning 1-1-2015. We expect to begin recruitment by the end of January 2015.

Department of Land and Natural Resources
FY15 Appropriation Status

Act/ Year	Dept.	Prog ID	Seq No.	Description	Comments	MOF	FY15 Appropriation			Amount used as of November 30, 2014			Comments
							Temp Pos.	Perm. Pos.	Amount	Temp Pos.	Perm. Pos.	Amount	
Act122/14	LNR	LNR801	101001	SUPPLEMENTAL REQUEST: ADD (10) POSITIONS AND FUNDS FOR BOATS AND OCEAN RECREATION FACILITY MAINTENANCE AND CLERICAL STAFF.	LEGISLATURE CONCURS. BUILDING MAINTENANCE WORKER AND LABORER ARE FOR SMALL BOAT HARBORS AND RAMPS. CLERICAL STAFF ARE FOR HONOKOHAU, HALEIWA, AND WAIANAE BOAT HARBORS. DETAIL OF GOVERNOR'S REQUEST: (1) BUILDING MAINTENANCE WORKER I BC09 (22,272) (6) GENERAL LABORER II BC03 (16,386 EACH) (1) OFFICE ASSISTANT IV SR10 (14,442) (2) OFFICE ASSISTANT III SR08 (13,878 EACH) FRINGE BENEFITS (68,370) 6-MONTH DELAY IN HIRE.	B		10.00	231,156	-	-	-	Positions will be available to hire beginning 1-1-2015. Recruitment will begin for some positions by the end of January 2015
Act122/14	LNR	LNR801	4000001	LEGISLATIVE ADJUSTMENT: ADD FUNDS AS A GRANT PURSUANT TO CHAPTER 42F, HAWAII REVISED STATUTES, TO NAVATEK LTD.	NON-RECURRING.	A		-	450,000	-	-	-	The Land Board has permitted the chair to sign the grant agreement. Execution is expected by the end of January 2015.
Act122/14	LNR	LNR802	80001	SUPPLEMENTAL REQUEST: CONVERT (10) POSITIONS FROM TEMPORARY TO PERMANENT.	LEGISLATURE DOES NOT CONCUR. CONVERT (11) POSITIONS INSTEAD OF (10) POSITIONS FROM TEMPORARY TO PERMANENT. ADDITIONAL POSITION: (1) COMPLIANCE SPECIALIST (#99083CA). DETAIL OF ADJUSTED GOVERNOR'S REQUEST: (1) CULTURAL HISTORIAN (#102287A) (2) ARCHITECTURAL HISTORIAN (#100377, #100378) (1) HISTORIC PRESERVATION ARCHAEOLOGIST IV, (#102055) (2) HISTORIC PRESERVATION ARCHAEOLOGIST III (#102064, #102301A) (1) HISTORIC PRESERVATION DATA MANAGEMENT SPECIALIST (#102283) (1) HISTORIC PRESERVATION GEOGRAPHIC INFORMATION SYSTEMS SPECIALIST (#102288) (1) LIBRARIAN ARCHIVIST (#91217C) (1) CERTIFIED LOCAL GOVERNMENT GRANT SPECIALIST (#91218C) (1) COMPLIANCE SPECIALIST (#99083CA)	A		3.00	-		11.00	-	Eleven positions converted from temporary to permanent.

Department of Land and Natural Resources
FY15 Appropriation Status

Table 21

Act/ Year	Dept.	Prog ID	Seq No.	Description	Comments	MOF	FY15 Appropriation			Amount used as of November 30, 2014			Comments
							Temp Pos.	Perm. Pos.	Amount	Temp Pos.	Perm. Pos.	Amount	
Act134/13	LNR	LNR802	91900	EXECUTIVE REQUEST: ADD FUNDS FOR EQUIPMENT IN HISTORIC PRESERVATION DIVISION.	LEGISLATURE DOES NOT CONCUR. CHANGES MEANS OF FINANCING TO STATE HISTORIC PRESERVATION SPECIAL FUNDS. DETAIL OF GOVERNOR'S REQUEST: ANNUAL GEOGRAPHIC INFORMATION SYSTEM/ENVIRONMENTAL SYSTEMS RESEARCH INSTITUTE LICENSE AND DOCUSHARE SERVER AND LICENSE	B		-	44,900				Although OIMT entered into an enterprise licensing agreement with vender that covers all of the State's GIS licenses thus freeing up these funds, the SHPD is working to use these funds to contract vender to provide a much needed interface that will enable secured user access to the SHPD's GIS.
Act134/13	LNR	LNR802	2070001	LEGISLATIVE ADJUSTMENT: ADDS (2) POSITIONS AND CHANGES MEANS OF FINANCING FROM SPECIAL FUNDS TO GENERAL FUNDS.	DETAIL OF LEGISLATIVE ADJUSTMENT: (1) HISTORIC SITES PRESERVATION SPECIALIST (#103121; -62,424B/62,424A) (1) HISTORIC SITES SPECIALIST (#112243; -60,024B/60,024A) FRINGE BENEFITS (-8,793B) SEE LNR802 SEQ. NO. 90-001.	A		2.00	122,448		2.00	48,928	The MOF for two positions were changed and added to general funds.
Act122/14	LNR	LNR802	4000001	LEGISLATIVE ADJUSTMENT: ADD FUNDS AS A GRANT PURSUANT TO CHAPTER 42F, HAWAII REVISED STATUTES, TO EWA HISTORICAL SOCIETY, INC.	NON-RECURRING.	A		-	100,000			-	Funds were not encumbered or expended as the Attorney General ruled that Ewa Historical Society, Inc. was not in compliance as a 501.c3 charitable organization.
Act122/14	LNR	LNR804	100001	SUPPLEMENTAL REQUEST: ADD FUNDS FOR HUNTING, FOREST, AND OUTDOOR RECREATION PROGRAMS.	LEGISLATURE DOES NOT CONCUR. REDUCE \$750,000 IN GENERAL FUNDS FOR OPERATIONS. ADD \$250,000 IN SPECIAL FUNDS FOR OPERATIONS FROM THE SPECIAL LAND AND DEVELOPMENT FUND. DETAIL OF ADJUSTED GOVERNOR'S REQUEST: OPERATIONS (250,000)	B		-	250,000			3,000	Processing encumbrances.
Act122/14	LNR	LNR804	102001	SUPPLEMENTAL REQUEST: ADD FUNDS FOR HISTORIC ALALOA TRAIL, KAUAI, RESTORATION, AND MANAGEMENT.	LEGISLATURE CONCURS. ALALOA TRAIL IS ON PRIVATE PROPERTY AND IS TO BE ADOPTED INTO THE NA ALA HELE PROGRAM. DETAIL OF GOVERNOR'S REQUEST: ARCHAEOLOGICAL SURVEY (60,000) ENVIRONMENTAL ASSESSMENT (60,000) METES AND BOUNDS LAND SURVEY (50,000) NON-RECURRING.	B		-	170,000			-	Presently in the acquisition process, negotiating with the landowner.
Act122/14	LNR	LNR804	103001	SUPPLEMENTAL REQUEST: ADD FUNDS FOR FLAIL MOWER ON OAHU.	LEGISLATURE CONCURS. DETAIL OF GOVERNOR'S REQUEST: (1) FLAIL MOWER (75,000B/75,000N)	B		-	75,000			-	Processing encumbrance.

Department of Land and Natural Resources
FY15 Appropriation Status

Act/Year	Dept.	Prog ID	Seq No.	Description	Comments	MOF	FY15 Appropriation			Amount used as of November 30, 2014			Comments
							Temp Pos.	Perm. Pos.	Amount	Temp Pos.	Perm. Pos.	Amount	
Act134/13	LNR	LNR806	90001	EXECUTIVE REQUEST: ADD FUNDS FOR STATE PARKS PAYROLL.	LEGISLATURE DOES NOT CONCUR. REDUCES 40,000.	A		-	442,000	-	-	200,000	General Fund. Since 7/1/14 there have been 5 vacancies out of 71 positions. 2 were filled; 3 currently in recruitment. By 12/31/14 anticipate no vacancies. Prior payroll appropriation had been consistently short; currently, the Division can cover. It is estimated that slightly less than half of the additional payroll funds have been used. These funds are included in the overall payroll expense which to date at 1,440,009 is slightly less than half of total anticipated FY15 payroll.
Act134/13	LNR	LNR806	91001	EXECUTIVE REQUEST: ADD (1) POSITION AND FUNDS FOR NEW DIAMOND HEAD LINEAR PARK.	LEGISLATURE CONCURS. DETAIL OF GOVERNOR'S REQUEST: (1) PARK CARETAKER II BC04 (FY14: 17,772; FY15: 35,544) FRINGE BENEFITS (FY14: 7,471; FY15: 14,943) WATER, ELECTRICITY, NIGHT LIGHTS (35,000) OPERATING SUPPLIES (5,000)	B		1.00	90,487		1.00	55,125	To date in FY 15, DH expenses over the comparable period in FY14 are about half of the increase provided.
Act134/13	LNR	LNR806	92001	EXECUTIVE REQUEST: ADD FUNDS FOR STATE PARKS FEE INCREASES.	LEGISLATURE DOES NOT CONCUR. REDUCES 400,000 IN FY14 AND 600,000 IN FY15. SEE LNR806 SEQ. NO. 93-001 AND 2070-001.	B		-	400,000			200,000	Special Fund. Legis gave Div a 100,000 ceiling increase for FY14, and a 400,000 increase for FY15. Revenue dollars increased from \$4.1 million in FY13 to \$4.5 million in FY14, a difference of 400,000. The Div hopes for a greater increase in revenue dollars for FY15. At the beginning of the 2nd half, after lifeguards & payroll, only \$1.4 million in ceiling is left. To date, total SF expense is about half of total anticipated expense.
Act134/13	LNR	LNR806	93001	EXECUTIVE REQUEST: ADD (2) POSITIONS AND FUNDS FOR KAUAI DISTRICT STATE PARKS.	LEGISLATURE DOES NOT CONCUR. CHANGES MEANS OF FINANCING TO STATE PARKS SPECIAL FUNDS. DETAIL OF GOVERNOR'S REQUEST: (1) GENERAL LABORER I KAUAI EAST BC02 (FY14: 16,614; FY15: 33,228) (1) GENERAL LABORER I KAUAI WEST BC02 (FY14: 16,614; FY15: 33,228)	B		2.00	94,394		2.00	50,064	Charged to Special Fund. Positions were recruited and filled after the hiring freeze of Oct 2013 to January 2014. Positions filled July 2014. Cost per annum w/ fringe is 100,127.
Act122/14	LNR	LNR806	100001	SUPPLEMENTAL REQUEST: ADD FUNDS FOR PARKS PROJECTS.	LEGISLATURE CONCURS. INCREASE SPECIAL FUNDS CEILING FOR ADDITIONAL AND UNEXPENDED TRANSIENT ACCOMMODATIONS TAX REVENUE SHARE FOR DEPARTMENT OF LAND AND NATURAL RESOURCES. DETAIL OF GOVERNOR'S REQUEST: OTHER CURRENT EXPENSES (700,000)	B		-	700,000			-	The Div has not used the 700,000 allotment. The FY14 statute appears to increase the TAT allowance but due to the language of the funding mechanism, the Div in fact received -0- dollars; therefore, used none of the ceiling increase.

Department of Land and Natural Resources
FY15 Appropriation Status

Table 21

Act/Year	Dept.	Prog ID	Seq No.	Description	Comments	MOF	FY15 Appropriation			Amount used as of November 30, 2014			Comments
							Temp Pos.	Perm. Pos.	Amount	Temp Pos.	Perm. Pos.	Amount	
Act134/13	LNR	LNR806	2070001	LEGISLATIVE ADJUSTMENT: CHANGE MEANS OF FINANCING FOR (6) POSITIONS AND FUNDS FROM GENERAL FUNDS TO SPECIAL FUNDS.	TO BE FUNDED WITH STATE PARK SPECIAL FUNDS. DETAIL OF LEGISLATIVE ADJUSTMENT: (1) GROUNDS MAINTENANCE SUPERVISOR II OAHU (#16036; -40,284A/40,284B) (1) PARK CARETAKER II KAUAI (#22336; - 35,544A/35,544B) (1) PARK CARETAKER II MAUI (#27061; - 35,544A/35,544B) (1) PARK CARETAKER II HAWAII (#47159; - 35,544A/35,544B) (2) PARK CARETAKER II OAHU (#27052, #30001; - 35,544A/35,544B EACH) FRINGE BENEFITS (91,561)	B		6.00	309,565		6.00	132,827	These positions were moved out of the General Fund into the Special Fund. All positions listed are currently filled. Cost of positions filled including fringe benefits is \$323,947. As of Nov 30, 2014, approximately \$132,827 was expended of the \$323,94
Act134/13	LNR	LNR806	2090001	LEGISLATIVE ADJUSTMENT: ADD FUNDS FOR UTILITIES.		A		-	300,000			300,965	Utilities for FY 14 totaled 938,677 of which 667,500 were paid from general funds. Overruns were covered out of special funds. To date in FY15 w/the encumbrances, utilities expense totals 676,450, of which \$300,965 is expensed/encumbered by the GF.
Act134/13	LNR	LNR806	2091001	LEGISLATIVE ADJUSTMENT: ADD FUNDS FOR LIFEGUARD SERVICES.		A		-	200,000			100,000	General Fund. The 200,000 is being paid to the County of Maui as part of the total 606,469 in Maui's annual lifeguard agreement. To date, first half lifeguard costs have been paid/encumbered. Second half encumbrances will be made in January 2015.
Act134/13	LNR	LNR906	90900	EXECUTIVE REQUEST: ADD (2) POSITIONS AND FUNDS FOR NATURAL AND PHYSICAL ENVIRONMENT.	LEGISLATURE DOES NOT CONCUR. REDUCES (1) OFFICE ASSISTANT III AND FUNDS. DETAIL OF GOVERNOR'S REQUEST: (1) OFFICE ASSISTANT III SR08 (FY14: 13,000; FY15: 26,000) (1) INFORMATION TECHNOLOGY SPECIALIST V SR 24 (FY14: 26,676; FY15: 53,352) FRINGE BENEFITS (FY14: 16,680; FY15: 33,360)	B		1.00	70,032		0	0.00	We completed interviewing from the 8th DHRD list and will be making a conditional offer on 12/22/14.

Department of Land and Natural Resources
 Capital Improvements Program (CIP) Requests

Table 22

Prog ID	Prog ID Priority	Dept- Wide Priority	Senate District	Rep. District	Project Title	MOF	FY16 \$\$\$	FY17 \$\$\$
LNR 906	1	1	00	000	CIP Staff Costs, Statewide	C	\$ 3,197,000	\$ 3,253,000
LNR 141	1	2	00	000	Rockfall and Flood Mitigation, Statewide	C	\$ 3,000,000	\$ 3,000,000
LNR 172	1	3	04	007	Puu Waa Waa Improvements - Phase 2	C	\$ -	\$ 1,000,000
LNR 801	1	4a	00	000	Lump Sum Improvements at Boating & Ocean Recreational Facilities, Statewide	C	\$ 2,000,000	\$ 1,500,000
LNR 801	1	4b	00	000	Lump Sum Improvements at Boating & Ocean Recreational Facilities, Statewide	N	\$ 1,125,000	\$ 1,250,000
LNR 806	1	5	00	000	State Parks Infrastructure and Facility Improvements, Statewide	C	\$ 2,000,000	\$ 1,500,000
LNR 141	2	6	12	022	Ala Wai Canal Dredging, Oahu	C	\$ -	\$ 5,000,000
LNR 407	1	7	00	000	Watershed Protection S/W - Phase 4	C	\$ 1,000,000	\$ 1,000,000
LNR 806	2	8	00	000	State Parks Hazard Mitigation Improvements, Statewide	C	\$ 500,000	\$ 500,000
LNR 906	2	9	05	009	Maui Office Annex Building, Maui	C	\$ 4,000,000	\$ -
LNR 906	3	10	03	006	West Hawaii Administrative Facility, Infrastructure Improvements, Hawaii	C	\$ 500,000	\$ 500,000
LNR 402	1	11	00	000	DOFAW Baseyard & Facilities Improvements S/W - Phase 2	C	\$ 750,000	\$ 75,000
LNR 402	2	12	00	000	DOFAW Emergency and Natural Disaster Response Infrastructure	C	\$ 1,000,000	\$ 675,000
LNR 402	3	13	00	000	Flood & Hazard Environmental Abatement	C	\$ 250,000	\$ 250,000
							\$ 19,322,000	\$ 19,503,000

Department of Land and Natural Resources
CIP Lapses

Table 23

<u>Prog ID</u>	<u>Act/Year of Appropriation</u>	<u>Project Title</u>	<u>MOF</u>	<u>Amount \$\$\$\$</u>	<u>Reason</u>
	None			\$ -	

Department of Land and Natural Resources
Division Resources

Table 24

<u>Division</u>	<u>Associated Program IDs</u>			
Land	LNR 101			
Engineering	LNR 141	LNR 810		
Aquatic Resources	LNR 153	LNR 401	LNR 805	
Forestry and Wildlife	LNR 172	LNR 402	LNR 407	LNR 804
Commission on Water Resource Management	LNR 404			
Conservation and Resources Enforcement	LNR 405			
Boating and Ocean Recreation	LNR 801			
Historic Preservation	LNR 802			
State Parks	LNR 806			
Natural Physical Environment- Administration (Chair's Office, ASO, ITO, Personnel, Public Information Office, Aha Moku, KIRC)	LNR 906			

Department of Land and Natural Resources
 Program ID Sub-Organizations

Table 25

<u>Program ID</u>	<u>Sub-Org Code</u>	<u>Program Title</u>	<u>Sub-Organization Name</u>	<u>Objective of the Sub- organization</u>
LNR 101	EA	Public Lands Management	Land Management Division	The Land Division is responsible for overseeing approximately 1.3 million acres of public lands. The large majority of these lands comprise known as ceded in that they were ceded to the United States by the Republic and returned upon admission as a state. Much of these lands have been set aside to other governmental agencies for such purposes as schools, parks, forest reserves and State or County office buildings. The land division also leases out a portion of theses land to private parties for such purposes as agriculture, pasture, commercial, industrial, resort and renewable energy projects.
LNR 111	BA	Conveyances and Recording	Conveyances Division	To protect the public by providing for an accurate, timely, and permanent system of recording, maintaining, and preserving land title and related documents and maps.
LNR 141	GA	Water and Land Development	Dowald-Water and Land Development	Promote economic development and enhance public welfare by developing water supplies and state lands, with priority given to state-sponsored projects. Investigate and develop traditional and alternative water sources to augment and conserve existing supplies while meeting the increasing demands of state-sponsored projects. Provide engineering services to other divisions of the Department and other state agencies to execute Capital Improvements Program (CIP) and/or operating, maintenance and repair projects. Effectively manage geothermal resources and its development to protect the health and safety, and to ensure continued viability of the resource for the future.

Department of Land and Natural Resources
 Program ID Sub-Organizations

Table 25

<u>Program ID</u>	<u>Sub-Org Code</u>	<u>Program Title</u>	<u>Sub-Organization Name</u>	<u>Objective of the Sub- organization</u>
LNR 153	CB	Commercial Fisheries and Resource Enhancement	Aquatic Resources Division	To support and assist in the wise use of and the long-term sustainability of Hawaii's fishery resources through research, outreach, collaboration, and management. Coordinate with other resource management agencies in the management of fishery resources for the people of Hawaii. Enhance or improve existing resources through stock enhancement and culture research and development, thereby providing increased opportunities for fishing and seafood markets.
LNR 172	DA	Forestry Resource Management & Development	Forestry Division	To strengthen the State's economic opportunities through forest resource management to improve and assist in the sustainable production of forest products and services from forest reserves and other public and private lands. To promote resource restoration and conservation through outreach and education.
LNR 401	CA	Aquatic Resources	Aquatic Resources Division	To preserve and enhance native and indigenous fish and other aquatic species and their habitats for Hawaii's people and its visitors through active protection, public information and education, and other effective management measures.
LNR 402	DA	Native Resources and Fire Protection Program	Wildlife Section	Manage habitats to protect, maintain, and enhance the biological integrity of native ecosystems. Reduce the impacts of wildfires on native ecosystems and watersheds. Reduce the impacts of invasive species on native resources. Protect, maintain, and enhance native species populations, and recover threatened and endangered

Department of Land and Natural Resources
 Program ID Sub-Organizations

Table 25

<u>Program ID</u>	<u>Sub-Org Code</u>	<u>Program Title</u>	<u>Sub-Organization Name</u>	<u>Objective of the Sub- organization</u>
LNR 402	DB	Native Resources and Fire Protection Program	Wildlife Section	species. Promote outreach and foster partnerships to improve public understanding, responsibility, and participation. Conduct monitoring and evaluation to guide the development of recovery and management plans, and ensure cost effective adaptive management of implementation actions and tasks.
LNR 404	GC	Water Resources	CWRM - Water Code	To set overall water conservation, quality and use policies, define reasonable and beneficial uses, protect ground and surface water resources, watersheds and natural stream environments, establish criteria for water use priorities while assuring appurtenant rights and existing correlative and riparian uses and establish procedures for protecting and managing Hawaii's water resources.
LNR 405	HA	Conservation and Resources Enforcement	Enforcement	To effectively uphold the laws that serve to protect, conserve and manage Hawaii's unique and limited natural, cultural and historic resources held in public trust for current and future generations of visitors and the people of Hawaii nei.
LNR 405	HB	Conservation and Resources Enforcement	Enforcement	To effectively uphold the laws that serve to protect, conserve and manage Hawaii's unique and limited natural, cultural and historic resources held in public trust for current and future generations of visitors and the people of Hawaii nei.

Department of Land and Natural Resources
 Program ID Sub-Organizations

Table 25

<u>Program ID</u>	<u>Sub-Org Code</u>	<u>Program Title</u>	<u>Sub-Organization Name</u>	<u>Objective of the Sub- organization</u>
LNR 407	NA	Natural Area Reserves and Watershed Management	Native Ecosystem Section	To protect, restore, and enhance Hawaii's natural areas, forested watersheds, native ecosystems, unique native plant and animal species, cultural and geological features for their inherent cultural, scientific, educational and economic values for the enrichment of present and future generations
LNR 801	CH	Ocean-Based Recreation	Administration	Managing and administrating the ocean-based recreation and coastal areas programs of the state.
LNR 802	HP	Historic Preservation	Historical Preservation	To develop and maintain a comprehensive program of historic preservation to promote the use and conservation of historic properties for the education, inspiration, pleasure and enrichment of the citizens of Hawai'i.
LNR 804	DA	Forestry and Outdoor Recreation	Forest Recreation Section	To provide managed opportunities and facilities for the public to engage in multi-use outdoor recreation activities (hiking, biking, equestrian riding, off-highway vehicle use, hunting, and camping), while also providing access for resource management. To maintain and enhance a public hunting program to provide a source of food and outdoor recreation for the public and as a means to control introduced game animals in watershed areas. To inventory, document ownership, and restore specific historic trails and non-vehicular old government roads for public use where it is feasible and culturally appropriate.

Department of Land and Natural Resources
 Program ID Sub-Organizations

Table 25

<u>Program ID</u>	<u>Sub-Org Code</u>	<u>Program Title</u>	<u>Sub-Organization Name</u>	<u>Objective of the Sub- organization</u>
LNR 805	CB	Recreational Fisheries	Aquatic Resources Division	To support and assist in the wise use of Hawaii's fishery resources and other aquatic life for the enjoyment of Hawaii's people and its visitors by providing opportunities in managed freshwater and marine areas for recreational fishing, diving, photography, or nature study, by providing opportunities and facilities for skill development, and by the implementation of effective resource management, appropriate regulatory frameworks, outreach, and collaboration.
LNR 806	FA	Parks Administration and Operations	State Parks Division	Maintain natural and cultural parks, facilities, and resources for current and future generations. Provide safe public access to state parks containing both sensitive natural resources and historic sites.
LNR 806	FI	Parks Administration and Operations	Park Interpretation	Educate the public in accessing sensitive resources and historic sites by developing interpretive programs, and providing public information.
LNR 810	GD	Prevention of Natural Resources	Dowald-Flood Control and Dam Safety	Protect people, property, and natural resources from natural hazards through planning, management, mitigative efforts, and regulatory programs.
LNR 906	AA	LNR - Natural and Physical Environment	Departmental Administration - LNR	To enhance program effectiveness and efficiency by formulating policies, directing and coordinating operations and personnel, and providing other administrative and support services.

Department of Land and Natural Resources
Organization Changes

Table 26

<u>Year of Change</u> FY15/FY16	<u>Page</u> Number	<u>Description of Change</u>
FY15	2	Budgeted exempt position 117517 extended effective 07/01/14, NTE 06/30/15 *
FY15	2	Budgeted exempt position 117517 redescribed from Education & Outreach Coordinator to Senior Communications Manager effective 07/16/14
FY15	2	Papahānaumokuākea Marine National Monument Special Project extended effective 07/01/14, NTE 06/30/15 *
FY15	2	HIHWNMS Special Project extended effective 01/01/15, NTE 06/30/15 *
FY15	3	Budgeted exempt positions 116574, 118784, 118628, and 109101 extended effective 07/01/14, NTE 06/30/15 *
FY15	3	Budgeted exempt position 118785 redescribed from Incidental Take Permit Assistant to Marine Wildlife Program Assistant effective 09/16/14
FY15	3	Budgeted exempt position 118785 extended effective 07/01/14, NTE 12/31/14 *
FY15	3	Budgeted exempt position 113267 extended effective 07/01/14, NTE 09/30/14 *
FY15	5	Established budgeted temp position 121525 per Act 122, SLH 2014 effective 11/03/14, NTE 06/30/15 *
FY15	6	Budgeted exempt position 102283 extended effective 07/01/14, NTE 06/30/15 *
FY15	7	Established budgeted temp position 121501 per Act 122, SLH 2014 effective 10/08/14, NTE 06/30/15*
FY15	7	Established budgeted civil service position 121502 per Act 122, SLH 2014 effective 10/08/14
FY15	8	Established budgeted exempt position 121527 per Act 134, SLH 2013 effective 10/30/14, NTE 06/30/15 *
FY15	9	New Cashiering Section, delegated reorg approved 09/10/14
FY15	9	New Central Processing Section, non-delegated reorg approved 09/09/14
FY15	9	Support Services Branch renamed to new Central Processing Section and moved under Regular Recording Branch, non-delegated reorg approved 09/09/14
FY15	9	Reproduction Section and Clerical Section moved to new Central Processing Section under Regular Recording Branch, non delegated reorg approved 09/09/14
FY15	10	Support Services Branch renamed to new Central Processing Section under Regular Recording Branch, non-delegated reorg approved 09/09/14
FY15	11	Budgeted civil service positions 48171 and 118407 moved to new Cashiering Section, delegated reorg approved 09/10/14
FY15	11	New Cashiering Section (formely known as Indexing Section), delegated reorg approved 09/10/14
FY15	11	Budgeted civil service position 47230 moved from Land Court Receiving Section, delegated reorg approved 09/10/14

Department of Land and Natural Resources
Organization Changes

Table 26

FY15	11	New Central Processing Section (formely known as Support Services Branch), non-delegated reorg approved 09/09/14
FY15	11	Budgeted temp position 118972 extended effective 07/01/14, NTE 06/30/15 *
FY15	11	Budgeted temp position 118994 extended effective 07/01/14, NTE 12/31/14 *
FY15	12	Budgeted civil service position 47230 moved to new Cashiering Section, delegated reorg approved 09-10-14
FY15	12	Budgeted temp position 120981 extended effective 07/01/14, NTE 06/30/15 *
FY15	13	Budgeted civil service positions 00146, 00147, 00150, 00158, 00159, 00161, 38263, 47354, 47355, 40342 and budgeted temp positions 118972 and 118994 moved to new Central Processing Section, non-delegated reorg approved 09/09/14
FY15	16	Budgeted temp position 120457 extended effective 07/01/14, NTE 06/30/15 *
FY15	22	Budgeted civil service positions 39081 and 39079 redescribed from Office Assistant III to Office Assistant IV effective 10/16/14
FY15	22	Budgeted temp position 120594 extended effective 07/01/14, NTE 06/30/15*
FY15	25	Budgeted temp positions 120822 and 120815 extended effective 07/01/14, NTE 06/30/15 *
FY15	25	Budgeted temp positions 120823, 120816, 120817, and 120814 extended effective 07/01/14, NTE 12/31/14 *
FY15	26	Budgeted temp position 118250 extended effective 07/01/14, NTE 06/30/15 *
FY15	28	Budgeted temp position 120852 extended effective 07/01/14, NTE 06/30/15 *
FY15	28	Budgeted temp position 121262 extended effective 07/01/14, NTE 12/31/14 *
FY15	30	Budgeted temp positions 118284, 118286, 118287, & 120948 extended effective 07/01/14, NTE 06/30/15 *
FY15	30	Established budgeted temp position 121490 per Act 106, SLH 2012 effective 10/01/14, NTE 12/31/14 *
FY15	30	Budgeted civil service position 45494 redescribed from Trails & Access Specialist II to Trails & Access Specialist IV effective 11/26/14
FY15	30	Budgeted temp position 120863 extended effective 07/01/14, NTE 12/31/14 *
FY15	31	Budgeted temp position 118276 extended effective 07/01/14, NTE 06/30/15 *
FY15	32	Budgeted temp positions 13357, 118602, 119025 extended effective 07/01/14, NTE 06/30/15 *
FY15	32	Budgeted temp positions 118603 & 119078 extended effective 07/01/14, NTE 12/31/14 *
FY15	33	Budgeted temp positions 112450, 117017, 117018, 118275, 118289, & 118290 extended effective 07/01/14, NTE 6/30/15 *
FY15	34	Budgeted temp position 13312 extended effective 07/01/14, NTE 06/30/15 *

Department of Land and Natural Resources
Organization Changes

Table 26

FY15	35	Budgeted temp positions 118274, 118288, 118404, & 118857 extended effective 07/01/14, NTE 6/30/15 *
FY15	35	Budgeted temp position 112449 extended effective 07/01/14, NTE 12/31/14 *
FY15	36	Budgeted temp positions 112452, 118261, 118337, 118338, 118733, 120729, and 120765 extended effective 07/01/14, NTE 06/30/15 *
FY15	36	Budgeted temp position 120730 extended effective 07/01/14, NTE 12/31/14 *
FY15	42	Budgeted temp position 118907 extended effective 07/01/14, NTE 06/30/15 *
FY15	44	Budgeted civil service position 47159 redescribed from Park Caretaker II to General Laborer I effective 08/07/14
FY15	45	Budgeted temp position 118916 extended effective 07/01/14, NTE 06/30/15 *
FY15	45	Budgeted civil service position 118778 redescribed from Office Assistant III to General Laborer I effective 10/06/14
FY15	47	Budgeted civil service position 121303 redescribed from Park Caretaker II to General Laborer I effective 07/31/14
FY15	47	Budgeted civil service position 16036 redescribed from Grounds Maintenance Supervisor II to Park Maintenance Supervisor effective 10/10/14
FY15	47	Budgeted civil service position 34513 redescribed from Park Caretaker II to General Laborer I effective 11/02/14
FY15	49	Budgeted exempt positions 100378, 102288, 112243 & 120351 extended effective 07/01/14, NTE 6/30/15 *
FY15	49	Budgeted exempt positions 100377 & 102287 extended effective 07/01/14, NTE 12/31/14 *
FY15	50	Budgeted exempt positions 103121, 102055 & 102301 extended effective 07/01/14, NTE 6/30/15 *
FY15	50	Budgeted exempt position 102064 extended effective 07/01/14, NTE 12/31/14 *
		* Subject to further extensions beyond 12/31/14 & 06/30/15

SENATE DISTRICT	PRIORITY NUMBER	ISLAND	REP DISTRICT	PROJECT SCOPE	ITEM NUMBER	EXPENDING AGENCY
00	0001	0 - STATEWIDE	000	O - OTHER	8	LNR

PROJECT TITLE:

CAPITAL IMPROVEMENTS PROGRAM STAFF COSTS, STATEWIDE

PROJECT DESCRIPTION:

PLANS FOR COSTS RELATED TO WAGES AND FRINGES FOR PERMANENT PROJECT FUNDED STAFF POSITIONS FOR THE IMPLEMENTATION OF CAPITAL IMPROVEMENT PROGRAM PROJECTS FOR THE DEPARTMENT OF LAND AND NATURAL RESOURCES. PROJECT MAY INCLUDE FUNDS FOR NON-PERMANENT CAPITAL IMPROVEMENT PROGRAM RELATED POSITIONS.

TOTAL ESTIMATED PROJECT COST (\$1,000'S):

PRIOR APPROPRIATIONS:

SLH		ITEM	TOTALS	PLANS	LAND ACQUISITION	DESIGN	CONSTRUCTION	EQUIPMENT
YR	ACT							
01	259	D-7	1,560	1,560	0	0	0	0
02	177	D-7	1,560	1,560	0	0	0	0
03	200	D-3	1,750	1,750	0	0	0	0
04	041	D-3	1,750	1,750	0	0	0	0
05	178	D-4	2,175	2,175	0	0	0	0
06	160	D-4	2,175	2,175	0	0	0	0
07	213	D-4	2,530	2,530	0	0	0	0
08	158	D-4	2,688	2,688	0	0	0	0
09	162	D-4	2,688	2,688	0	0	0	0
10	180	D-4	2,540	2,540	0	0	0	0
11	164	D-6	2,540	2,540	0	0	0	0
12	106	D-6	2,597	2,597	0	0	0	0
13	134	D-8	2,597	2,597	0	0	0	0
14	122	D-8	2,922	2,922	0	0	0	0
TOTAL			32,072	32,072	0	0	0	0

APPROPRIATIONS:

PART I: BY ELEMENTS	MOF	PRIOR YR	FY 2013-14	FY 2014-15	REQUESTED		FUTURE YEARS	TOTAL PROJ COST
					FY 2015-16	FY 2016-17		
PLANS	*	35,677	2,597	2,922	3,197	3,253	0	47,646
LAND ACQUISITION	*	0	0	0	0	0	0	0
DESIGN	*	2	0	0	0	0	0	2
CONSTRUCTION	*	2	0	0	0	0	0	2
EQUIPMENT	*	0	0	0	0	0	0	0
TOTAL COST		35,681	2,597	2,922	3,197	3,253	0	47,650

PART II: BY MEANS OF FINANCE	MOF	PRIOR YR	FY 2013-14	FY 2014-15	REQUESTED		FUTURE YEARS	TOTAL PROJ COST
					FY 2015-16	FY 2016-17		
G.O. BONDS	C	35,681	2,597	2,922	3,197	3,253	0	47,650
TOTAL COST		35,681	2,597	2,922	3,197	3,253	0	47,650

A. TOTAL SCOPE OF PROJECT:

PROJECT WILL SUPPORT CAPITAL IMPROVEMENTS PROGRAM STAFF COSTS, INCLUDING WAGES AND FRINGE BENEFITS FOR THE IMPLEMENTATION AND EXECUTION OF DEPARTMENT OF LAND AND NATURAL RESOURCES AUTHORIZED CIP PROJECTS.

B. IDENTIFICATION OF NEED AND EVALUATION OF EXISTING SOLUTION:

PREVIOUS TO THIS LINE ITEM FUNDING, STAFF COSTS WERE ASSESSED TO INDIVIDUAL PROJECTS. LINE ITEM FUNDING PROVIDES A CLEARER PICTURE OF ACTUAL STAFF COSTS.

C. ALTERNATIVES CONSIDERED AND IMPACT IF PROJECT IS DEFERRED:

IF DEFERRED, DEPARTMENTAL PROJECTS WILL NOT BE IMPLEMENTED AND EXECUTED.

D. DISCUSS WHAT IMPROVEMENTS WILL TAKE PLACE, WHEN PROJECT COMPLETED (INCLUDING BENEFITS TO BE DERIVED AND/OR DEFICIENCIES THIS PROJECT INTENDS TO CORRECT):

PROJECTS TO BE UNDERTAKEN INCLUDE THOSE FOR WATER AND LAND DEVELOPMENT, FORESTS AND WILDLIFE RESOURCES, WATER RESOURCES MANAGEMENT, HISTORIC PRESERVATION, PARK DEVELOPMENT AND OPERATION, OCEAN-BASED RECREATION, PUBLIC LANDS MANAGEMENT, AND IMPROVEMENTS TO DEPARTMENTAL FACILITIES TO MEET THE REQUIREMENTS OF THE AMERICAN DISABILITIES ACT OR OTHER MANDATES.

E. IMPACT UPON FUTURE OPERATING REQUIREMENTS (SHOW INITIAL AND ONGOING FUNDING REQUIREMENTS BY COST ELEMENT, INCLUDING POSITION COUNT, MEANS OF FINANCING, FISCAL YEAR):

PROJECT WILL SUPPORT AUTHORIZED PERMANENT POSITIONS. PROJECT MAY ALSO SUPPORT NON-PERMANENT PROJECT RELATED POSITIONS AS NEEDED.

F. ADDITIONAL INFORMATION:

FY15 adjustment of \$325,000 requested to restore prior 5% reduction, and fund arbitrated increase, arbitrated step movements, arbitrated lump sum payments, increased fringe benefit rate and fully fund all 27.5 authorized CIP positions

SENATE DISTRICT	PRIORITY NUMBER	ISLAND	REP DISTRICT	PROJECT SCOPE	ITEM NUMBER	EXPENDING AGENCY
00	2	0 - STATEWIDE	000	A - ADDITION PROJECT		LNR

PROJECT TITLE:

ROCKFALL AND FLOOD MITIGATION, STATEWIDE

PROJECT DESCRIPTION:

PLANS, DESIGN AND CONSTRUCTION FOR ROCKFALL AND FLOOD MITIGATION AT VARIOUS LOCATIONS, STATEWIDE. THE LEGISLATURE FINDS AND DECLARES THAT THE APPROPRIATION IS IN THE PUBLIC INTEREST AND FOR THE PUBLIC'S HEALTH, SAFETY AND GENERAL WELFARE OF THE STATE.

TOTAL ESTIMATED PROJECT COST (\$1,000'S):

PRIOR APPROPRIATIONS:

SLH		ITEM	TOTALS	PLANS	LAND ACQUISITION	DESIGN	CONSTRUCTION	EQUIPMENT
YR	ACT							
09	162	A-10	2,000	1	0	1	1,998	0
10	180	A-10	2,000	1	0	1	1,998	0
11	164	A-17	3,240	1	0	1	3,238	0
12	106	A-17	3,500	1	0	1	3,498	0
13	134	A-26	3,000	1	0	1	2,998	0
14	122	A-26	6,000	1	0	1	5,998	0
TOTAL			19,740	6	0	6	19,728	0

APPROPRIATIONS:

PART I: BY ELEMENTS	MOF	PRIOR YR	FY 2013-14	FY 2014-15	REQUESTED		FUTURE YEARS	TOTAL PROJ COST	
					FY 2015-16	FY 2016-17			
PLANS	*	4	1	1	1	1	0	8	
LAND ACQUISITION	*	0	0	0	0	0	0	0	
DESIGN	*	4	1	1	1	1	0	8	
CONSTRUCTION	*	10,732	2,998	5,998	2,998	2,998	0	25,724	
EQUIPMENT	*	0	0	0	0	0	0	0	
TOTAL COST			10,740	3,000	6,000	3,000	3,000	0	25,740

PART II: BY MEANS OF FINANCE	MOF	PRIOR YR	FY 2013-14	FY 2014-15	REQUESTED		FUTURE YEARS	TOTAL PROJ COST
					FY 2015-16	FY 2016-17		
G.O. BONDS	C	10,740	3,000	6,000	3,000	3,000	0	25,740
TOTAL COST		10,740	3,000	6,000	3,000	3,000	0	25,740

A. TOTAL SCOPE OF PROJECT:

THIS PROJECT WILL ADDRESS POTENTIALLY HAZARDOUS FLOODING OR ROCKFALL HAZARDS/CONDITIONS IN WHICH STATE-OWNED LANDS MAY IMPACT HOMES OR PROPERTY ON ADJACENT PARCELS.

B. IDENTIFICATION OF NEED AND EVALUATION OF EXISTING SOLUTION:

PROJECT WILL ADDRESS CONDITIONS AT VARIOUS LOCATIONS TO REDUCE STATE LIABILITY FROM DAMAGE OR INJURY DUE TO ROCKFALLS OR FLOODING.

C. ALTERNATIVES CONSIDERED AND IMPACT IF PROJECT IS DEFERRED:

IF DEFERRED, PUBLIC SAFETY MAY BE COMPROMISED.

D. DISCUSS WHAT IMPROVEMENTS WILL TAKE PLACE, WHEN PROJECT COMPLETED (INCLUDING BENEFITS TO BE DERIVED AND/OR DEFICIENCIES THIS PROJECT INTENDS TO CORRECT):

THIS PROJECT WILL ASSESS AND/OR MITIGATE POTENTIALLY HAZARDOUS CONDITIONS ON AND/OR ADJACENT TO STATE-OWNED LANDS TO REDUCE STATE LIABILITY.

E. IMPACT UPON FUTURE OPERATING REQUIREMENTS (SHOW INITIAL AND ONGOING FUNDING REQUIREMENTS BY COST ELEMENT, INCLUDING POSITION COUNT, MEANS OF FINANCING, FISCAL YEAR):

MAINTENANCE OF IMPROVEMENTS CONSTRUCTED TO MITIGATE HAZARDS WILL BE REQUIRED FOR CONTINUED PUBLIC SAFETY.

F. ADDITIONAL INFORMATION:

SENATE DISTRICT	PRIORITY NUMBER	ISLAND	REP DISTRICT	PROJECT SCOPE	ITEM NUMBER	EXPENDING AGENCY
04	3	3 - HAWAII	007	A - ADDITION PROJECT	5.01	LNR

PROJECT TITLE:

PU'U WA'AWA'A STRUCTURE IMPROVEMENTS AND DAM COMPLIANCE, HAWAII

PROJECT DESCRIPTION:

PLANS, DESIGN AND CONSTRUCTION FOR PU'U WA'AWA'A STRUCTURE IMPROVEMENTS AND DAM COMPLIANCE.

TOTAL ESTIMATED PROJECT COST (\$1,000'S):

PRIOR APPROPRIATIONS:

SLH YR ACT	ITEM	TOTALS	PLANS	LAND ACQUISITION	DESIGN	CONSTRUCTION	EQUIPMENT
14 122	A-5.01	3,000	1	0	1	2,998	0
TOTAL		3,000	1	0	1	2,998	0

APPROPRIATIONS:

PART I: BY ELEMENTS	MOF	PRIOR YR	FY 2013-14	FY 2014-15	REQUESTED		FUTURE YEARS	TOTAL PROJ COST
					FY 2015-16	FY 2016-17		
PLANS	*	0	0	1	0	0	0	1
LAND ACQUISITION	*	0	0	0	0	0	0	0
DESIGN	*	0	0	1	0	1	0	2
CONSTRUCTION	*	0	0	2,998	0	999	0	3,997
EQUIPMENT	*	0	0	0	0	0	0	0
TOTAL COST		0	0	3,000	0	1,000	0	4,000

PART II: BY MEANS OF FINANCE	MOF	PRIOR YR	FY 2013-14	FY 2014-15	REQUESTED		FUTURE YEARS	TOTAL PROJ COST
					FY 2015-16	FY 2016-17		
G.O. BONDS	C	0	0	3,000	0	1,000	0	4,000
TOTAL COST		0	0	3,000	0	1,000	0	4,000

A. TOTAL SCOPE OF PROJECT:

The Department of Land and Natural Resources, Division of Forestry and Wildlife started managing the 40,000 acre ahupua'a of Pu'u Wa'awa'a in 2001. A Management plan was completed in 2003. The area included 3 reservoirs that are now a safety concern. One reservoir must be dismantled- as it cannot be reconfigured safely and another needs to be modified to bring it into compliance. Water resources are critical for the management of the ahupua'a and the required water system improvements include these reservoir components. Additionally, several structures are in need of repair for public safety reasons. Three structures need to be demolished and 2 improved for public use for education and outreach purposes.

B. IDENTIFICATION OF NEED AND EVALUATION OF EXISTING SOLUTION:

Statutory requirements of the Dam Safety Act require DOFAW to address the water reservoirs at Pu'u Wa'awa'a within the next 12-18 months.

C. ALTERNATIVES CONSIDERED AND IMPACT IF PROJECT IS DEFERRED:

If the project is deferred there is the threat of loss of life and public safety concerns due to the condition of the reservoirs.

D. DISCUSS WHAT IMPROVEMENTS WILL TAKE PLACE, WHEN PROJECT COMPLETED (INCLUDING BENEFITS TO BE DERIVED AND/OR DEFICIENCIES THIS PROJECT INTENDS TO CORRECT):

The improvements will provide for public safety and staff safety. The improvements will also provide enhanced water resources for the area to protect it from wild fire. Endangered species will benefit from DOFAW's enhanced ability to manage the area. The public will benefit from improved structures that will provide opportunities for community outreach and education.

E. IMPACT UPON FUTURE OPERATING REQUIREMENTS (SHOW INITIAL AND ONGOING FUNDING REQUIREMENTS BY COST ELEMENT, INCLUDING POSITION COUNT, MEANS OF FINANCING, FISCAL YEAR):

DOFAW is already required to manage the area. Lack of water resources has forced the state to purchase water at great expense. Improved water system and safety measures will reduce operational costs of the area in the long run.

F. ADDITIONAL INFORMATION:

SENATE DISTRICT	PRIORITY NUMBER	ISLAND	REP DISTRICT	PROJECT SCOPE	ITEM NUMBER	EXPENDING AGENCY
00	4	0 - STATEWIDE	000	I - RENOVATION PROJECT		LNR

PROJECT TITLE:

LUMP SUM IMPROVEMENTS AT BOATING AND OCEAN RECREATION FACILITIES, STATEWIDE

PROJECT DESCRIPTION:

PLANS, DESIGN AND CONSTRUCTION FOR IMPROVEMENTS AT VARIOUS BOATING FACILITIES TO INCLUDE PIERS, LOADING DOCKS, UTILITIES, BOAT RAMPS, RESTROOMS, PARKING AREAS, STRUCTURES, DREDGING, SEWER SYSTEMS, BUILDING, FENCING, RENDERING, MOORINGS, LANDSCAPING AND OTHER RELATED WORK. THIS PROJECT IS DEEMED NECESSARY TO QUALIFY FOR FEDERAL AID FINANCING AND/OR REIMBURSEMENT.

TOTAL ESTIMATED PROJECT COST (\$1,000'S):

PRIOR APPROPRIATIONS:

SLH	YR	ACT	ITEM	TOTALS	PLANS	LAND ACQUISITION	DESIGN	CONSTRUCTION	EQUIPMENT
11	164		H-10	7,500	1	0	1	7,498	0
12	106		H-10	4,000	1	0	1	3,998	0
13	134		H-15	12,898	1	0	1	12,896	0
14	122		H-15	7,663	1	0	1	7,661	0
TOTAL				32,061	4	0	4	32,053	0

APPROPRIATIONS:

PART I: BY ELEMENTS	MOF	PRIOR YR	FY 2013-14	FY 2014-15	REQUESTED		FUTURE YEARS	TOTAL PROJ COST	
					FY 2015-16	FY 2016-17			
PLANS	*	2	1	1	1	1	0	6	
LAND ACQUISITION	*	0	0	0	0	0	0	0	
DESIGN	*	2	1	1	1	1	0	6	
CONSTRUCTION	*	11,496	12,896	6,661	3,123	2,748	0	36,924	
EQUIPMENT	*	0	0	0	0	0	0	0	
TOTAL COST			11,500	12,898	6,663	3,125	2,750	0	36,936

PART II: BY MEANS OF FINANCE	MOF	PRIOR YR	FY 2013-14	FY 2014-15	REQUESTED		FUTURE YEARS	TOTAL PROJ COST
					FY 2015-16	FY 2016-17		
G.O. BONDS	C	11,000	11,510	5,050	2,000	1,500	0	31,060
FEDERAL FUNDS	N	500	825	750	1,125	1,250	0	4,450
OTHER FEDERAL FUNDS	P	0	563	863	0	0	0	1,426
TOTAL COST		11,500	12,898	6,663	3,125	2,750	0	36,936

A. TOTAL SCOPE OF PROJECT:

THIS PROJECT WILL PROVIDE IMPROVEMENTS AT VARIOUS EXISTING BOAT HARBOR FACILITIES STATEWIDE, INCLUDING PIERS, LOADING DOCKS, ELECTRICAL, SEWER AND WATER UTILITIES, BOAT RAMPS, RESTROOMS, PARKING AREAS, STRUCTURES, DREDGING, BUILDINGS, FENCING, FENDERING, MOORINGS, LANDSCAPING, AND OTHER RELATED WORK. A PORTION OF THIS WORK WILL BE FUNDED BY FEDERAL US DEPARTMENT OF INTERIOR THROUGH THEIR US FISH AND WILDLIFE SERVICE, BOATING INFRASTRUCTURE AND CLEAN VESSEL ACT GRANT PROGRAMS.

B. IDENTIFICATION OF NEED AND EVALUATION OF EXISTING SOLUTION:

MANY BOATING FACILITIES WERE BUILT OVER 40 YEARS AGO AND HAVE DETERIORATED TO THE POINT WHERE THE BASIC AMENITIES ARE EITHER OUT OF SERVICE DUE TO HEALTH AND SAFETY CONCERNS, OR WILL SOON POSE SAFETY HAZARDS. MANY FACILITIES LACK BASIC SERVICES SUCH AS PIERS, UTILITIES, RESTROOMS, ETC. MANY PIER STRUCTURES HAVE REACHED OR EXCEEDED THEIR SERVICEABLE LIFE AND NOW POSE IMMINENT HAZARDS IF NOT REPLACED. ELECTRICAL, SEWER AND WATER UTILITIES ARE BADLY DETERIORATED AND OBSOLETE. IMPROVEMENTS TO THESE BASIC AMENITIES ARE NEEDED FOR THE PROGRAM TO MEET COMPLIANCE ISSUES AND PROVIDE ADEQUATE SERVICE TO BOATERS, VISITORS AND THE GENERAL PUBLIC.

C. ALTERNATIVES CONSIDERED AND IMPACT IF PROJECT IS DEFERRED:

IF DEFERRED, THE FACILITIES WILL CONTINUE TO DETERIORATE TO THE POINT WHERE CONDITIONS WILL BE DEEMED UNSAFE FOR USE OR OPERATIONS. CLOSED PIERS WILL RESULT IN LOST INCOME THAT WILL IMPACT THE STATE'S ABILITY TO PROVIDE ADEQUATE MAINTENANCE SERVICES AT ITS FACILITIES. BECAUSE OCEAN RECREATION ACTIVITIES ARE WIDELY SOUGHT BY VISITORS, IT MAY HAVE AN IMPACT ON TOURISM. DEFERRAL OF PROJECTS WILL ALSO RESULT IN MORE COSTLY IMPROVEMENTS IN THE FUTURE.

D. DISCUSS WHAT IMPROVEMENTS WILL TAKE PLACE, WHEN PROJECT COMPLETED (INCLUDING BENEFITS TO BE DERIVED AND/OR DEFICIENCIES THIS PROJECT INTENDS TO CORRECT):

PROJECTS WILL CORRECT MANY EXISTING HEALTH AND SAFETY DEFICIENCIES AT SMALL BOAT HARBOR FACILITIES AND IMPROVE SERVICES. REPLACEMENT OF PIERS WILL RESTORE INCOME THAT COULD BE USED TOWARD REGULAR REPAIR AND MAINTENANCE OF THE FACILITIES.

E. IMPACT UPON FUTURE OPERATING REQUIREMENTS (SHOW INITIAL AND ONGOING FUNDING REQUIREMENTS BY COST ELEMENT, INCLUDING POSITION COUNT, MEANS OF FINANCING, FISCAL YEAR):

IMPROVED FACILITIES WILL REDUCE MAINTENANCE COSTS.

F. ADDITIONAL INFORMATION:

A PORTION OF THIS WORK WILL BE FUNDED BY THE US DEPARTMENT OF INTERIOR THROUGH THE US FISH AND WILDLIFE SERVICE SPORTFISH RESTORATION PROGRAM (BOATING ACCESS, BOATING INFRASTRUCTURE OR CLEAN VESSEL ACT GRANT PROGRAMS).

SENATE DISTRICT	PRIORITY NUMBER	ISLAND	REP DISTRICT	PROJECT SCOPE	ITEM NUMBER	EXPENDING AGENCY
00	5	0 - STATEWIDE	000	I - RENOVATION PROJECT		LNR

PROJECT TITLE:

LUMP SUM CIP IMPROVEMENTS AT STATE PARKS, STATEWIDE

PROJECT DESCRIPTION:

PLANS, DESIGN AND CONSTRUCTION OF STATE PARK IMPROVEMENTS, INCLUDING INFRASTRUCTURE, FACILITY SUPPORT, REGULATORY COMPLIANCE IMPROVEMENTS AND PUBLIC HEALTH AND SAFETY IMPROVEMENTS.

TOTAL ESTIMATED PROJECT COST (\$1,000'S):

PRIOR APPROPRIATIONS:

SLH	YR	ACT	ITEM	TOTALS	PLANS	LAND ACQUISITION	DESIGN	CONSTRUCTION	EQUIPMENT
	13	134	H-7	7,500	50	0	900	6,550	0
	14	122	H-7	6,750	0	0	0	6,750	0
	TOTAL			14,250	50	0	900	13,300	0

APPROPRIATIONS:

PART I: BY ELEMENTS	MOF	PRIOR YR	FY 2013-14	FY 2014-15	REQUESTED		FUTURE YEARS	TOTAL PROJ COST	
					FY 2015-16	FY 2016-17			
PLANS	*	0	50	0	1	1	0	52	
LAND ACQUISITION	*	0	0	0	0	0	0	0	
DESIGN	*	0	900	0	1	1	0	902	
CONSTRUCTION	*	0	6,550	6,750	1,998	1,498	0	16,796	
EQUIPMENT	*	0	0	0	0	0	0	0	
TOTAL COST			0	7,500	6,750	2,000	1,500	0	17,750

PART II: BY MEANS OF FINANCE	MOF	PRIOR YR	FY 2013-14	FY 2014-15	REQUESTED		FUTURE YEARS	TOTAL PROJ COST	
					FY 2015-16	FY 2016-17			
G.O. BONDS	C	0	7,500	6,750	2,000	1,500	0	17,750	
TOTAL COST			0	7,500	6,750	2,000	1,500	0	17,750

A. TOTAL SCOPE OF PROJECT:

STATE PARKS IMPROVEMENTS, INCLUDING BUT NOT LIMITED TO, VARIOUS INFRASTRUCTURE AND FACILITY IMPROVEMENTS SUCH AS WATER SYSTEMS AND STORAGE, SEWER SYSTEMS AND FACILITIES, DRAINAGE COMPONENTS AND SYSTEMS, ROADWAYS; REPAIR, RENOVATION AND REPLACEMENT OF STATE PARKS SUPPORT FACILITIES THAT ENABLE PARKS STAFF TO IMPLEMENT MANAGEMENT DUTIES AND RESPONSIBILITIES TO PROTECT PUBLIC HEALTH AND SAFETY; AND OTHER RELATED IMPROVEMENTS TO ENSURE PUBLIC HEALTH AND SAFETY AND COMPLIANCE WITH CURRENT ADA, EPA, DOH OR OTHER MANDATES.

B. IDENTIFICATION OF NEED AND EVALUATION OF EXISTING SOLUTION:

INFRASTRUCTURE AND PARK FACILITIES AT STATE PARKS STATEWIDE HAVE DETERIORATED DUE TO DECREASES IN OPERATING AND STAFF FUNDING AND THROUGH AGING AND INCREASED USAGE. THESE IMPROVEMENTS ARE NEEDED TO IMPLEMENT REPAIRS, RENOVATIONS, REPLACEMENTS AND UPGRADES TO ENSURE PUBLIC HEALTH AND SAFETY AT STATE PARK FACILITIES, STATEWIDE.

C. ALTERNATIVES CONSIDERED AND IMPACT IF PROJECT IS DEFERRED:

A "DO NOTHING" WOULD CONTINUE TO DETERIORATION OF THESE SYSTEMS AND FACILITIES AND REQUIRE THE EXPENDITURE OF PUBLIC FUNDS TO CONTINUOUSLY REPAIR FACILITIES THAT COULD HAVE BEEN IMPROVED, RENOVATED OR REPLACED.

D. DISCUSS WHAT IMPROVEMENTS WILL TAKE PLACE, WHEN PROJECT COMPLETED (INCLUDING BENEFITS TO BE DERIVED AND/OR DEFICIENCIES THIS PROJECT INTENDS TO CORRECT):

PUBLIC HEALTH AND SAFETY WILL BE ENSURED AS THE STATE PARK SYSTEMS AND FACILITIES ARE OPERATING IN AN EFFECTIVE AND EFFICIENT MANNER. IN ADDITION, COMPLIANCE WITH CURRENT ACCESSIBILITY, ENVIRONMENTAL AND HEALTH REQUIREMENTS ARE IMPLEMENTED.

E. IMPACT UPON FUTURE OPERATING REQUIREMENTS (SHOW INITIAL AND ONGOING FUNDING REQUIREMENTS BY COST ELEMENT, INCLUDING POSITION COUNT, MEANS OF FINANCING, FISCAL YEAR):

IMPROVED SYSTEMS AND FACILITIES WILL REDUCE OPERATING AND MAINTENANCE COSTS

F. ADDITIONAL INFORMATION:

REQUEST CHANGE IN FY15 FUNDING FROM MOF C TO MOF A.

SENATE DISTRICT	PRIORITY NUMBER	ISLAND	REP DISTRICT	PROJECT SCOPE	ITEM NUMBER	EXPENDING AGENCY
12	6	1 - OAHU	022	A - ADDITION PROJECT		LNR

PROJECT TITLE:

ALA WAI CANAL DREDGING, OAHU

PROJECT DESCRIPTION:

PLANS AND DESIGN FOR DREDGING AND RELATED IMPROVEMENTS.

TOTAL ESTIMATED PROJECT COST (\$1,000'S):

PRIOR APPROPRIATIONS:

SLH YR ACT	ITEM	TOTALS	PLANS	LAND ACQUISITION	DESIGN	CONSTRUCTION	EQUIPMENT
14 122	A-28.01	2,000	1,000	0	1,000	0	0
TOTAL		2,000	1,000	0	1,000	0	0

APPROPRIATIONS:

PART I: BY ELEMENTS	MOF	PRIOR YR	FY 2013-14	FY 2014-15	REQUESTED		FUTURE YEARS	TOTAL PROJ COST
					FY 2015-16	FY 2016-17		
PLANS	*	0	0	1,000	0	0	0	1,000
LAND ACQUISITION	*	0	0	0	0	0	0	0
DESIGN	*	0	0	1,000	0	0	0	1,000
CONSTRUCTION	*	0	0	0	0	5,000	0	5,000
EQUIPMENT	*	0	0	0	0	0	0	0
TOTAL COST		0	0	2,000	0	5,000	0	7,000

PART II: BY MEANS OF FINANCE	MOF	PRIOR YR	FY 2013-14	FY 2014-15	REQUESTED		FUTURE YEARS	TOTAL PROJ COST
					FY 2015-16	FY 2016-17		
G.O. BONDS	C	0	0	2,000	0	5,000	0	7,000
TOTAL COST		0	0	2,000	0	5,000	0	7,000

A. TOTAL SCOPE OF PROJECT:

DREDGING OF ALA WAI CANAL BETWEEN KAPAHULU LIBRARY AND ALA WAI BOAT HARBOR TO REMOVE SEDIMENT BUILD-UP, IMPROVE HYDRAULIC CAPACITY TO REDUCE FLOODING RISK DURING HIGH INTENSITY STORMS, IMPROVE CANAL CONDITIONS FOR RECREATIONAL USERS AND IMPROVE VISUAL IMPACT OF THE CANAL FOR VISITORS AND RESIDENTS. RELATED IMPROVEMENTS MAY INCLUDE REPAIRS TO CANAL WALLS, AS NEEDED.

B. IDENTIFICATION OF NEED AND EVALUATION OF EXISTING SOLUTION:

THE ALA WAI CANAL WAS CONSTRUCTED IN THE 1920s TO SERVE AS A DRAINAGE WAY AND SEDIMENT BASIN FOR THE MAKIKI, MANOA AND PALOLO WATERSHEDS WHICH ENCOMPASS 16.3 SQUARE MILES. EACH YEAR, IT IS ESTIMATED THAT BETWEEN 8,000 TO 10,500 CUBIC YARDS OF SEDIMENT IS DEPOSITED IN THE CANAL. SEDIMENT ACCUMULATION REDUCES HYDRAULIC CAPACITY OF THE CANAL TO FLOW STORM RUNOFF TO THE OCEAN, THEREBY INCREASING THE RISK OF FLOODING IN THE WAIKIKI AREA.

C. ALTERNATIVES CONSIDERED AND IMPACT IF PROJECT IS DEFERRED:

A "DO NOTHING" WOULD CONTINUE THE CONDITIONS OF FLOODING RISK, POOR VISUAL IMPACT FOR VISITORS AND RESIDENTS, AND IMPAIRED CONDITIONS FOR RECREATIONAL USERS.

D. DISCUSS WHAT IMPROVEMENTS WILL TAKE PLACE, WHEN PROJECT COMPLETED (INCLUDING BENEFITS TO BE DERIVED AND/OR DEFICIENCIES THIS PROJECT INTENDS TO CORRECT):

REDUCED FLOODING RISK AND IMPROVED CONDITIONS FOR VISITORS AND RESIDENTS.

E. IMPACT UPON FUTURE OPERATING REQUIREMENTS (SHOW INITIAL AND ONGOING FUNDING REQUIREMENTS BY COST ELEMENT, INCLUDING POSITION COUNT, MEANS OF FINANCING, FISCAL YEAR):

F. ADDITIONAL INFORMATION:

PLANNING AND DESIGN PHASE WILL PERFORM SURVEYS, ASSESSMENTS, PERMITTING, ENVIRONMENTAL DOCUMENTS, DESIGN PLANS AND BID DOCUMENTS. AUTHORIZATION OF CONSTRUCTION FUNDS TO BE REQUESTED AS SOON AS PRACTICABLE.

SENATE DISTRICT	PRIORITY NUMBER	ISLAND	REP DISTRICT	PROJECT SCOPE	ITEM NUMBER	EXPENDING AGENCY
00	7	0 - STATEWIDE	000	A - ADDITION PROJECT		LNR

PROJECT TITLE:

WATERSHED INITIATIVE, STATEWIDE

PROJECT DESCRIPTION:

DESIGN AND CONSTRUCTION FOR DLNR DIVISION OF FORESTRY AND WILDLIFE WATERSHED INITIATIVE FUNDING SUPPORT FOR WATERSHED PROTECTION, MANAGEMENT AND ADMINISTRATION. THE LEGISLATURE FINDS AND DECLARES THAT THIS APPROPRIATION IS IN THE PUBLIC INTEREST AND FOR THE PUBLIC'S HEALTH, SAFETY AND GENERAL WELFARE OF THE STATE.

TOTAL ESTIMATED PROJECT COST (\$1,000'S):

PRIOR APPROPRIATIONS:

SLH YR	ACT	ITEM	TOTALS	PLANS	LAND ACQUISITION	DESIGN	CONSTRUCTION	EQUIPMENT
13	134	D-6	5,000	0	0	1	4,999	0
14	122	D-6	3,000	0	0	1	2,999	0
TOTAL			8,000	0	0	2	7,998	0

APPROPRIATIONS:

PART I: BY ELEMENTS	MOF	PRIOR YR	FY 2013-14	FY 2014-15	REQUESTED		FUTURE YEARS	TOTAL PROJ COST	
					FY 2015-16	FY 2016-17			
PLANS	*	0	0	0	0	0	0	0	
LAND ACQUISITION	*	0	0	0	0	0	0	0	
DESIGN	*	0	1	1	1	1	0	4	
CONSTRUCTION	*	0	4,999	2,999	999	999	0	9,996	
EQUIPMENT	*	0	0	0	0	0	0	0	
TOTAL COST			0	5,000	3,000	1,000	1,000	0	10,000

PART II: BY MEANS OF FINANCE	MOF	PRIOR YR	FY 2013-14	FY 2014-15	REQUESTED		FUTURE YEARS	TOTAL PROJ COST	
					FY 2015-16	FY 2016-17			
G.O. BONDS	C	0	5,000	3,000	1,000	1,000	0	10,000	
TOTAL COST			0	5,000	3,000	1,000	1,000	0	10,000

A. TOTAL SCOPE OF PROJECT:

This project will increase the amount of forest watershed and natural area reserves under protection and management, increase the amount of watershed fenced and with ungulates and invasive weeds removed.

B. IDENTIFICATION OF NEED AND EVALUATION OF EXISTING SOLUTION:

Immediate action is needed to secure Hawaii's water supply. Hotter, drier conditions and damaged watersheds are escalating the costs and conflicts over water. Current drought conditions and declining water supplies experienced across the state will only worsen with the coming climate change problems. Simple, local actions to maintain and increase water production and conservation can safeguard Hawaii's declining water sources.

C. ALTERNATIVES CONSIDERED AND IMPACT IF PROJECT IS DEFERRED:

Protecting forest watersheds is the most cost effective and efficient way to produce more water by increasing natural absorption of rainwater and replenishing ground water and avoid expensive solutions such as desalination plants. Watersheds also reduce impacts from climate change absorbing greenhouse gases and reducing flooding, erosion, and siltation of reefs and fisheries. Additionally, forests sustain irreplaceable cultural and natural values.

D. DISCUSS WHAT IMPROVEMENTS WILL TAKE PLACE, WHEN PROJECT COMPLETED (INCLUDING BENEFITS TO BE DERIVED AND/OR DEFICIENCIES THIS PROJECT INTENDS TO CORRECT):

The Rain Follows the Forest will protect priority watersheds and implement on-the-ground actions to remove invasive species, reforest degraded areas and enhance water sources on a large scale across ownership boundaries working with established statewide watershed partnerships. The Department's long term goal is to double the number of priority watershed acres managed for protection in the next 10 years. This CIP request is the initial start-up of that overall program. The program can be built upon in the future to achieve those overall goals. This initiative will support our economy, agricultural production, and quality of life and create natural resource jobs across the state and in our rural communities.

E. IMPACT UPON FUTURE OPERATING REQUIREMENTS (SHOW INITIAL AND ONGOING FUNDING REQUIREMENTS BY COST ELEMENT, INCLUDING POSITION COUNT, MEANS OF FINANCING, FISCAL YEAR):

To be determined

F. ADDITIONAL INFORMATION:

This CIP project is part of Governor Abercrombie's watershed initiative to ensure mauka watersheds are fully functioning so fresh water resources can be utilized and enjoyed by the people of Hawai'i in perpetuity. This plan implements the central goals of the Abercrombie administration's A New Day in Hawaii plan to steward the natural resources that our survival, economy, and quality of life depend on.

See <http://dlnr.hawaii.gov/rain> for the Watershed Plan.

WATERSHED PARTNERSHIPS: <http://hawaii.gov/dlnr/dofaw/wpp>

NATURAL AREA RESERVES SYSTEM: <http://hawaii.gov/dlnr/dofaw/nars>

HAWAII YOUTH CONSERVATION CORPS: <http://www.kupuhawaii.org>

Supplemental request of \$5,000,000 requested for FY15 to protect an additional 12,000 acres, various locations, statewide.

SENATE DISTRICT	PRIORITY NUMBER	ISLAND	REP DISTRICT	PROJECT SCOPE	ITEM NUMBER	EXPENDING AGENCY
00	8	0 - STATEWIDE	000	A - ADDITION PROJECT		LNR

PROJECT TITLE:
 STATE PARKS HAZARD MITIGATION IMPROVEMENTS, STATEWIDE

PROJECT DESCRIPTION:
 DESIGN, CONSTRUCTION AND EQUIPMENT FOR STATE PARKS HAZARD MITIGATION IMPROVEMENTS, INCLUDING NATURAL, ARBOREAL AND ANTHROPOGENIC HAZARDS.

TOTAL ESTIMATED PROJECT COST (\$1,000'S):

PRIOR APPROPRIATIONS:

SLH YR	ACT	ITEM	TOTALS	PLANS	LAND ACQUISITION	DESIGN	CONSTRUCTION	EQUIPMENT
13	134	H-6	3,000	0	0	200	2,000	800
14	122	H-6	3,000	0	0	0	2,900	100
TOTAL			6,000	0	0	200	4,900	900

APPROPRIATIONS:

PART I: BY ELEMENTS	MOF	PRIOR YR	FY 2013-14	FY 2014-15	REQUESTED		FUTURE YEARS	TOTAL PROJ COST
					FY 2015-16	FY 2016-17		
PLANS	*	0	0	0	0	0	0	0
LAND ACQUISITION	*	0	0	0	0	0	0	0
DESIGN	*	0	200	0	1	1	0	202
CONSTRUCTION	*	0	2,000	2,900	498	498	0	5,896
EQUIPMENT	*	0	800	100	1	1	0	902
TOTAL COST		0	3,000	3,000	500	500	0	7,000

PART II: BY MEANS OF FINANCE	MOF	PRIOR YR	FY 2013-14	FY 2014-15	REQUESTED		FUTURE YEARS	TOTAL PROJ COST
					FY 2015-16	FY 2016-17		
G.O. BONDS	C	0	3,000	3,000	500	500	0	7,000
TOTAL COST		0	3,000	3,000	500	500	0	7,000

A. TOTAL SCOPE OF PROJECT:

VARIOUS IMPROVEMENTS TO STATE PARKS AREAS, STATEWIDE, TO ADDRESS NATURAL AND ANTHROPOGENIC HAZARDS THAT MAY COMPROMISE PUBLIC HEALTH AND SAFETY. THE EQUIPMENT AND VEHICLES WILL SUPPORT STAFF IMPLEMENTAION OF MITIGATION MEASURES THAT ARE DONE ON A SMALLER BUT CONTINUOUS SCALE. THE EQUIPMENT WOULD CONSIST OF VARIOUS EARTHMOVING AND CLEAN-UP EQUIPMENT AND THE VEHICLES ARE NEEDED TO HAUL THE EQUIPMENT AND ASSIST IN CLEAN-UP ACTIVITIES.

B. IDENTIFICATION OF NEED AND EVALUATION OF EXISTING SOLUTION:

STATE PARK AREAS CONSIST OF A MULTITUDE OF NATURAL ELEMENTS, SUCH AS SLOPES, MOUNTAIN SIDES, COASTAL AREAS AND PLAINS, AND THROUGH TIME AND INCREASED USAGE, CERTAIN AREAS EXPERIENCE NATURAL AND FACILITATED DETERIORATION, AND ANTHROPOGENIC HAZARDS INCLUDE FLOODING, EROSIONS AND OTHER HAZARDS CREATED BY INADEQUATE DRAINAGEWAYS AND TRAIL CONDITIONS. ARBOREAL HAZARDS CONTINUE TO POSE IMPACTS TO PARK USERS AND ADJACENT RESIDENTIAL OR LANDOWNERS TO PARK FACILITIES.

C. ALTERNATIVES CONSIDERED AND IMPACT IF PROJECT IS DEFERRED:

A"DO NOTHING" WOULD FACILITATE THE HAZARDS THAT MAY AFFECT PUBLIC SAFETY AND RESULT IN UNDESIRED CONSEQUENCES.

D. DISCUSS WHAT IMPROVEMENTS WILL TAKE PLACE, WHEN PROJECT COMPLETED (INCLUDING BENEFITS TO BE DERIVED AND/OR DEFICIENCIES THIS PROJECT INTENDS TO CORRECT):

PUBLIC SAFETY WILL BE ENSURED AS NATURAL, ARBOREAL AND ANTHROPOGENIC HAZARDS ARE ADDRESSED. THE COMBINATION OF UTILIZING QUALIFIED PROFESSIONAL SERVICES AND STAFF RESOURCES SERVING STATEWIDE PARK AREAS TO ENSURE PUBLIC HEALTH AND SAFETY IS WITHIN THE INTENT OF THE ADMINISTRATION'S NEW DAY OBJECTIVES AS SUPPORT FOR PUBLIC SERVICES ARE CRITICAL TO IMPLEMENTING REQUIRED AND EXPECTED SERVICES.

E. IMPACT UPON FUTURE OPERATING REQUIREMENTS (SHOW INITIAL AND ONGOING FUNDING REQUIREMENTS BY COST ELEMENT, INCLUDING POSITION COUNT, MEANS OF FINANCING, FISCAL YEAR):

FUNDING THESE HAZARD MITIGATION EFFORTS INCLUDING EQUIPMENT AND VEHICLES WILL REDUCE OPERATING AND MAINTENANCE COSTS, BUT MORE IMPORTANTLY PROVIDE A PROACTIVE RESPONSE TO HAZARD MITIGATION AND REDUCE REACTIVE EMERGENCY RESPONSES THAT OCCUR IF THESE HAZARDS ARE NOT ADDRESSED, ENSURING PUBLIC SAFETY IS THE PRIMARY OBJECTIVE.

F. ADDITIONAL INFORMATION:

SENATE DISTRICT	PRIORITY NUMBER	ISLAND	REP DISTRICT	PROJECT SCOPE	ITEM NUMBER	EXPENDING AGENCY
05	9	2 - MAUI	009	I - RENOVATION PROJECT		LNR

PROJECT TITLE:
 MAUI OFFICE ANNEX BUILDING, MAUI

PROJECT DESCRIPTION:
 DESIGN AND CONSTRUCTION FOR REPLACEMENT BUILDING AND RELATED IMPROVEMENTS TO SUPPORT VARIOUS DEPARTMENTAL DIVISIONS AND PROGRAMS.

TOTAL ESTIMATED PROJECT COST (\$1,000'S):

PRIOR APPROPRIATIONS:

SLH YR	ACT	ITEM	TOTALS	PLANS	LAND ACQUISITION	DESIGN	CONSTRUCTION	EQUIPMENT
14	122	D-8.03	5,000	0	0	1	4,999	0
TOTAL			5,000	0	0	1	4,999	0

APPROPRIATIONS:

PART I: BY ELEMENTS	MOF	PRIOR YR	FY 2013-14	FY 2014-15	REQUESTED		FUTURE YEARS	TOTAL PROJ COST
					FY 2015-16	FY 2016-17		
PLANS	*	0	0	0	0	0	0	0
LAND ACQUISITION	*	0	0	0	0	0	0	0
DESIGN	*	0	0	1	1	0	0	2
CONSTRUCTION	*	0	0	4,999	3,999	0	0	8,998
EQUIPMENT	*	0	0	0	0	0	0	0
TOTAL COST			0	0	5,000	4,000	0	9,000

PART II: BY MEANS OF FINANCE	MOF	PRIOR YR	FY 2013-14	FY 2014-15	REQUESTED		FUTURE YEARS	TOTAL PROJ COST
					FY 2015-16	FY 2016-17		
G.O. BONDS	C	0	0	5,000	4,000	0	0	9,000
TOTAL COST			0	0	5,000	4,000	0	9,000

A. TOTAL SCOPE OF PROJECT:

REPLACEMENT OF EXISTING DEPARTMENTAL OFFICE BUILDING AND RELATED FACILITIES TO SUPPORT OPERATIONS AND COMMUNITY INVOLVEMENT. FACILITIES TO INCLUDE MEETING AND TELECONFERENCING AREAS, OFFICE SPACE, BASEYARD FACILITIES AND RELATED IMPROVEMENTS. FACILITIES WILL SUPPORT EXISTING OPERATIONS OF DIVISIONS OCCUPYING NON-DAGS FACILITIES.

B. IDENTIFICATION OF NEED AND EVALUATION OF EXISTING SOLUTION:

THE DEPARTMENT LACKS ADEQUATE AND COMPLIANT FACILITIES TO SUPPORT THE OPERATIONS OF ITS VARIOUS DIVISIONS - INCLUDING ENGINEERING, STATE HISTORIC PRESERVATION AND AQUATIC RESOURCES - AND COMMUNITY INVOLVEMENT SUCH AS PUBLIC MEETINGS OR OTHER ACTIVITIES IN CENTRAL MAUI. SUBSTANDARD (I.E. BUILDING CODES, ADA, ETC) AND POTENTIALLY HAZARDOUS CONDITIONS (I.E. ASBESTOS, LEAD) EXIST IN THIS 1950s ERA BUILDING WHICH WAS REPURPOSED FROM ITS ORIGINAL DESIGN. THE BUILDING HAS REACHED ITS USEFUL LIFE AND DOES NOT MEET THE PRESENT AND FUTURE NEEDS OF THE DEPARTMENT.

C. ALTERNATIVES CONSIDERED AND IMPACT IF PROJECT IS DEFERRED:

A "DO NOTHING" WOULD CONTINUE THE CONDITIONS OF INADEQUATE AND NON-COMPLIANT FACILITIES FOR STAFF AND VISITORS, AND COULD PRECLUDE COMMUNITY INVOLVEMENT AND INPUT IN DEPARTMENTAL PROJECTS AND ACTIVITIES

D. DISCUSS WHAT IMPROVEMENTS WILL TAKE PLACE, WHEN PROJECT COMPLETED (INCLUDING BENEFITS TO BE DERIVED AND/OR DEFICIENCIES THIS PROJECT INTENDS TO CORRECT):

REPLACEMENT FACILITIES WOULD BE COMPLIANT WITH APPLICABLE CODES, GUIDELINES AND OTHER REQUIREMENTS AND ALLOW COMMUNICATION WITH OTHER DEPARTMENTAL FACILITIES STATEWIDE.

E. IMPACT UPON FUTURE OPERATING REQUIREMENTS (SHOW INITIAL AND ONGOING FUNDING REQUIREMENTS BY COST ELEMENT, INCLUDING POSITION COUNT, MEANS OF FINANCING, FISCAL YEAR):

NEW FACILITIES WILL REDUCE MAINTENANCE COSTS AS THE EXISTING FACILITY IS IN CONSTANT NEED OF REPAIRS. CURRENT FUNDING FOR OPERATING COSTS ARE EXPECTED TO BE MAINTAINED.

F. ADDITIONAL INFORMATION:

SENATE DISTRICT	PRIORITY NUMBER	ISLAND	REP DISTRICT	PROJECT SCOPE	ITEM NUMBER	EXPENDING AGENCY
03	11	3 - HAWAII	006	N - NEW PROJECT		LNR

PROJECT TITLE:

WEST HAWAII ADMINISTRATIVE FACILITY, PHASE I, HAWAII

PROJECT DESCRIPTION:

DESIGN AND CONSTRUCTION FOR SUPPORTING INFRASTRUCTURE FOR NEW ADMINISTRATIVE/COMMUNITY FACILITY AT HONOKOHAU TO BENEFIT MULTIPLE DEPARTMENTAL PROGRAMS AND COMMUNITY INVOLVEMENT.

TOTAL ESTIMATED PROJECT COST (\$1,000'S):

PRIOR APPROPRIATIONS:

SLH YR ACT	ITEM	TOTALS	PLANS	LAND ACQUISITION	DESIGN	CONSTRUCTION	EQUIPMENT
		0	0	0	0	0	0

APPROPRIATIONS:

PART I: BY ELEMENTS	MOF	PRIOR YR	FY 2013-14	FY 2014-15	REQUESTED		FUTURE YEARS	TOTAL PROJ COST
					FY 2015-16	FY 2016-17		
PLANS	*	0	0	0	0	0	0	0
LAND ACQUISITION	*	0	0	0	0	0	0	0
DESIGN	*	0	0	0	1	1	0	2
CONSTRUCTION	*	0	0	0	499	499	0	998
EQUIPMENT	*	0	0	0	0	0	0	0
TOTAL COST		0	0	0	500	500	0	1,000

PART II: BY MEANS OF FINANCE	MOF	PRIOR YR	FY 2013-14	FY 2014-15	REQUESTED		FUTURE YEARS	TOTAL PROJ COST
					FY 2015-16	FY 2016-17		
G.O. BONDS	C	0	0	0	500	500	0	1,000
TOTAL COST		0	0	0	500	500	0	1,000

A. TOTAL SCOPE OF PROJECT:

DEVELOPMENT OF NEW FACILITIES TO SUPPORT DEPARTMENTAL OPERATIONS AND COMMUNITY INVOLVEMENT. FACILITIES TO INCLUDE MEETING AND TELECONFERENCING AREAS, OFFICE SPACE, BASEYARD FACILITIES AND RELATED IMPROVEMENTS.

B. IDENTIFICATION OF NEED AND EVALUATION OF EXISTING SOLUTION:

DLNR IS IN NEED OF CONSOLIDATING A NUMBER OF DEPARTMENTAL PROGRAMS (AQUATIC RESOURCES, CONSERVATION AND RESOURCES ENFORCEMENT, FORESTRY AND WILDLIFE, ENGINEERING, STATE HISTORIC PROSERVATION, STATE PARKS AND COMMISSION ON WATER RESOURCE MANAGEMENT) AND SERVICES CURRENTLY SPREAD OUT IN VARIOUS LOCATIONS IN WEST HAWAII. THIS PROJECT WILL PROVIDE ADEQUATE FACILITIES FOR VARIOUS PROGRAMS AND WILL CONSOLIDATE STAFF ADMINISTRATIVE OFFICES AND BASEYARD SERVICES AT A SINGLE LOCATION, AS WELL AS SUPPORTING THE DEPARTMENT'S PROVISION OF COMMUNITY SERVICES.

C. ALTERNATIVES CONSIDERED AND IMPACT IF PROJECT IS DEFERRED:

A "DO NOTHING" WOULD CONTINUE THE CONDITIONS OF INADEQUATE FACILITIES FOR STAFF AND VISITORS, AND COULD PRECLUDE COMMUNITY INVOLVEMENT AND INPUT IN DEPARTMENTAL PROJECTS AND ACTIVITIES

D. DISCUSS WHAT IMPROVEMENTS WILL TAKE PLACE, WHEN PROJECT COMPLETED (INCLUDING BENEFITS TO BE DERIVED AND/OR DEFICIENCIES THIS PROJECT INTENDS TO CORRECT):

NEW FACILITIES WOULD BE COMPLIANT WITH APPLICABLE CODES, GUIDELINES AND OTHER REQUIREMENTS AND ALLOW COMMUNICATION WITH OTHER DEPARTMENTAL FACILITIES STATEWIDE.

E. IMPACT UPON FUTURE OPERATING REQUIREMENTS (SHOW INITIAL AND ONGOING FUNDING REQUIREMENTS BY COST ELEMENT, INCLUDING POSITION COUNT, MEANS OF FINANCING, FISCAL YEAR):

NEW FACILITIES WILL REDUCE OPERATING AND MAINTENANCE COSTS.

F. ADDITIONAL INFORMATION:

INITIAL WORK WILL INVESTIGATE AND CONSTRUCT SUPPORTING INFRASTRUCTURE (WATER, WASTEWATER, ACCESS ROAD, OTHER UTILITIES) FOR THE NEW FACILITY.

SENATE DISTRICT	PRIORITY NUMBER	ISLAND	REP DISTRICT	PROJECT SCOPE	ITEM NUMBER	EXPENDING AGENCY
00	12	0 - STATEWIDE	000	I - RENOVATION PROJECT		LNR

PROJECT TITLE:

DOFAW BASEYARD IMPROVEMENTS, STATEWIDE

PROJECT DESCRIPTION:

PLANS, DESIGN AND CONSTRUCTION FOR IMPROVEMENTS AT DIVISION OF FORESTRY AND WILDLIFE BASEYARD FACILITIES.

TOTAL ESTIMATED PROJECT COST (\$1,000'S):

PRIOR APPROPRIATIONS:

SLH YR ACT	ITEM	TOTALS	PLANS	LAND ACQUISITION	DESIGN	CONSTRUCTION	EQUIPMENT
13 134	D-3	1,989	100	0	300	1,589	0
14 122	D-3	7,837	0	0	0	7,837	0
TOTAL		9,826	100	0	300	9,426	0

APPROPRIATIONS:

PART I: BY ELEMENTS	MOF	PRIOR YR	FY 2013-14	FY 2014-15	REQUESTED		FUTURE YEARS	TOTAL PROJ COST	
					FY 2015-16	FY 2016-17			
PLANS	*	0	100	0	0	0	0	100	
LAND ACQUISITION	*	0	0	0	0	0	0	0	
DESIGN	*	0	300	0	1	1	0	302	
CONSTRUCTION	*	0	1,589	7,837	749	74	0	10,249	
EQUIPMENT	*	0	0	0	0	0	0	0	
TOTAL COST			0	1,989	7,837	750	75	0	10,651

PART II: BY MEANS OF FINANCE	MOF	PRIOR YR	FY 2013-14	FY 2014-15	REQUESTED		FUTURE YEARS	TOTAL PROJ COST	
					FY 2015-16	FY 2016-17			
G.O. BONDS	C	0	1,989	7,837	750	75	0	10,651	
TOTAL COST			0	1,989	7,837	750	75	0	10,651

A. TOTAL SCOPE OF PROJECT:

IMPROVEMENTS AT VARIOUS DIVISION OF FORESTRY AND WILDLIFE BASEYARD FACILITIES, INCLUDING REPAIR, MAINTENANCE AND/OR REPLACEMENT OF EXISTING INFRASTRUCTURE. MAY INCLUDE REMOVAL OF LEAD PAINT, REPAIR OF RETAINING WALLS, AND OTHER SAFETY AND STRUCTURAL IMPROVEMENTS TO ADDRESS WORKER AND PUBLIC SAFETY.

B. IDENTIFICATION OF NEED AND EVALUATION OF EXISTING SOLUTION:

EXISTING BASEYARD FACILITIES ARE IN NEED OF UPGRADES, REPLACEMENT AND IMPROVEMENT. INFRASTRUCTURE NEEDS INCLUDE UPGRADING PLUMBING AND ELECTRICAL SYSTEM, PAVING, DRAINAGE AND WATER DETENTION. STRUCTURES NEED SAFETY UPGRADES OR REPLACEMENT, TO BE DETERMINED BY STRUCTURAL ASSESSMENTS.

C. ALTERNATIVES CONSIDERED AND IMPACT IF PROJECT IS DEFERRED:

DEFERRAL OF WORK WILL ELEVATE MAINTENANCE COSTS AND COMPROMISE WORKER HEALTH AND SAFETY. DEFERRAL OF STRUCTURAL REPAIRS MAY RESULT IN THE FAILURE OF EXISTING STRUCTURES, SUCH AS RETAINING WALLS, AND WOULD LEAD TO FURTHER DAMAGE TO EXISTING BUILDINGS.

D. DISCUSS WHAT IMPROVEMENTS WILL TAKE PLACE, WHEN PROJECT COMPLETED (INCLUDING BENEFITS TO BE DERIVED AND/OR DEFICIENCIES THIS PROJECT INTENDS TO CORRECT):

IMPROVED FACILITY OPERATIONS, EFFICIENCY AND WORKER AND PUBLIC SAFETY.

E. IMPACT UPON FUTURE OPERATING REQUIREMENTS (SHOW INITIAL AND ONGOING FUNDING REQUIREMENTS BY COST ELEMENT, INCLUDING POSITION COUNT, MEANS OF FINANCING, FISCAL YEAR):

ROUTINE MAINTENANCE OF UPGRADED FACILITIES WILL BE PERFORMED WITH ANNUAL OPERATING FUNDS.

F. ADDITIONAL INFORMATION:

WORK WOULD INCLUDE FACILITIES ON KAUAI, MAUI, OAHU AND HAWAII.

SENATE DISTRICT	PRIORITY NUMBER	ISLAND	REP DISTRICT	PROJECT SCOPE	ITEM NUMBER	EXPENDING AGENCY
	13	0 - STATEWIDE		N - NEW PROJECT		LNR

PROJECT TITLE:
 DOFAW EMERGENCY AND NATURAL DISASTER RESPONSE INFRASTRUCTURE, STATEWIDE

PROJECT DESCRIPTION:
 PLANS, DESIGN, CONSTRUCTION AND EQUIPMENT TO PROVIDE STATEWIDE SUPPORT FOR FIRE AND NATURAL DISASTER RESPONSE.

TOTAL ESTIMATED PROJECT COST (\$1,000'S):

PRIOR APPROPRIATIONS:

SLH YR ACT	ITEM	TOTALS	PLANS	LAND ACQUISITION	DESIGN	CONSTRUCTION	EQUIPMENT
		0	0	0	0	0	0

APPROPRIATIONS:

PART I: BY ELEMENTS	MOF	PRIOR YR	FY 2013-14	FY 2014-15	REQUESTED		FUTURE YEARS	TOTAL PROJ COST
					FY 2015-16	FY 2016-17		
PLANS	*	0	0	0	1	1	0	2
LAND ACQUISITION	*	0	0	0	0	0	0	0
DESIGN	*	0	0	0	1	1	0	2
CONSTRUCTION	*	0	0	0	997	672	0	1,669
EQUIPMENT	*	0	0	0	1	1	0	2
TOTAL COST		0	0	0	1,000	675	0	1,675

PART II: BY MEANS OF FINANCE	MOF	PRIOR YR	FY 2013-14	FY 2014-15	REQUESTED		FUTURE YEARS	TOTAL PROJ COST
					FY 2015-16	FY 2016-17		
G.O. BONDS	C	0	0	0	1,000	675	0	1,675
TOTAL COST		0	0	0	1,000	675	0	1,675

A. TOTAL SCOPE OF PROJECT:

To facilitate DOFAW in responding to emergency and natural disaster situations by upgrading or constructing response stations and equipment statewide as a public safety measure.

B. IDENTIFICATION OF NEED AND EVALUATION OF EXISTING SOLUTION:

To have located on each island, a response station with equipment (new or upgraded) to address situations that may arise from emergencies and natural disasters such as fires, flood, lava, surf to assist with public safety.

C. ALTERNATIVES CONSIDERED AND IMPACT IF PROJECT IS DEFERRED:

DOFAW currently assists federal, state and county agencies such as state and county civil defense agencies to respond to emergencies and/or natural disasters that may occur on both DOFAW managed lands and other managed lands - without these resources situations could escalate and become more damaging.

D. DISCUSS WHAT IMPROVEMENTS WILL TAKE PLACE, WHEN PROJECT COMPLETED (INCLUDING BENEFITS TO BE DERIVED AND/OR DEFICIENCIES THIS PROJECT INTENDS TO CORRECT):

There will be central response stations and equipment on all islands in assessible and remote areas to respond to emergencies that will assist federal, state and county agencies to respond and mitigate damage or assist in recovery.

E. IMPACT UPON FUTURE OPERATING REQUIREMENTS (SHOW INITIAL AND ONGOING FUNDING REQUIREMENTS BY COST ELEMENT, INCLUDING POSITION COUNT, MEANS OF FINANCING, FISCAL YEAR):

DOFAW will continually be required to respond to all natural disasters statewide. New technology and periodic equipment upgrades will be necessary to respond safety and effectively. MOF: C

F. ADDITIONAL INFORMATION:

SENATE DISTRICT	PRIORITY NUMBER	ISLAND	REP DISTRICT	PROJECT SCOPE	ITEM NUMBER	EXPENDING AGENCY
	15	1 - OAHU		N - NEW PROJECT		LNR

PROJECT TITLE:

FLOOD AND HAZARD ENVIRONMENTAL ABATEMENT, OAHU

PROJECT DESCRIPTION:

PLANS, DESIGN, CONSTRUCTION AND EQUIPMENT TO MAINTAIN, REPAIR OR CONSTRUCT IMPROVEMENTS TO CONTROL VARIOUS FLOOD OR ENVIRONMENTAL HAZARDS.

TOTAL ESTIMATED PROJECT COST (\$1,000'S):

PRIOR APPROPRIATIONS:

SLH YR ACT	ITEM	TOTALS	PLANS	LAND ACQUISITION	DESIGN	CONSTRUCTION	EQUIPMENT
		0	0	0	0	0	0

APPROPRIATIONS:

PART I: BY ELEMENTS	MOF	PRIOR YR	FY 2013-14	FY 2014-15	REQUESTED		FUTURE YEARS	TOTAL PROJ COST
					FY 2015-16	FY 2016-17		
PLANS	*	0	0	0	1	1	0	2
LAND ACQUISITION	*	0	0	0	0	0	0	0
DESIGN	*	0	0	0	1	1	0	2
CONSTRUCTION	*	0	0	0	247	247	0	494
EQUIPMENT	*	0	0	0	1	1	0	2
TOTAL COST		0	0	0	250	250	0	500

PART II: BY MEANS OF FINANCE	MOF	PRIOR YR	FY 2013-14	FY 2014-15	REQUESTED		FUTURE YEARS	TOTAL PROJ COST
					FY 2015-16	FY 2016-17		
G.O. BONDS	C	0	0	0	250	250	0	500
TOTAL COST		0	0	0	250	250	0	500

A. TOTAL SCOPE OF PROJECT:

To maintain, repair or construct various improvements to control flood and environmental hazards throughout the State such as Kawainui levee, Mokapu and Kahana Watershed.

B. IDENTIFICATION OF NEED AND EVALUATION OF EXISTING SOLUTION:

The need to repair or construct the various areas within DOFAW managed lands is to provide flood and hazardous environmental abatement that will control hazards to public safety and native ecosystems.

C. ALTERNATIVES CONSIDERED AND IMPACT IF PROJECT IS DEFERRED:

If the projects are deferred potential loss and litigation could result.

D. DISCUSS WHAT IMPROVEMENTS WILL TAKE PLACE, WHEN PROJECT COMPLETED (INCLUDING BENEFITS TO BE DERIVED AND/OR DEFICIENCIES THIS PROJECT INTENDS TO CORRECT):

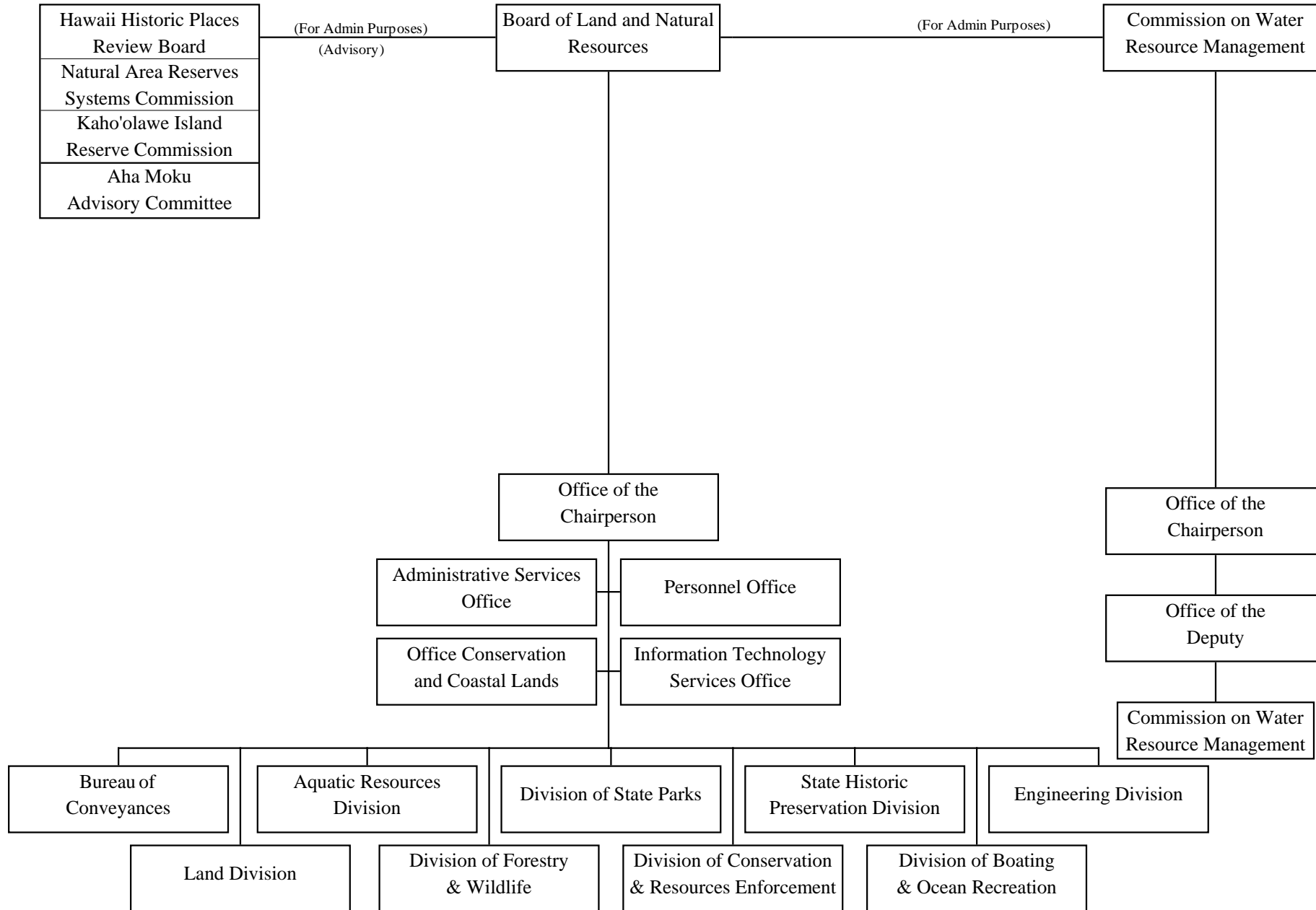
Improvements would be to levees, environmental clean up of hazardous materials, flood and fence control of watershed areas that would allow for secure and protected areas to continue to be enjoyed.

E. IMPACT UPON FUTURE OPERATING REQUIREMENTS (SHOW INITIAL AND ONGOING FUNDING REQUIREMENTS BY COST ELEMENT, INCLUDING POSITION COUNT, MEANS OF FINANCING, FISCAL YEAR):

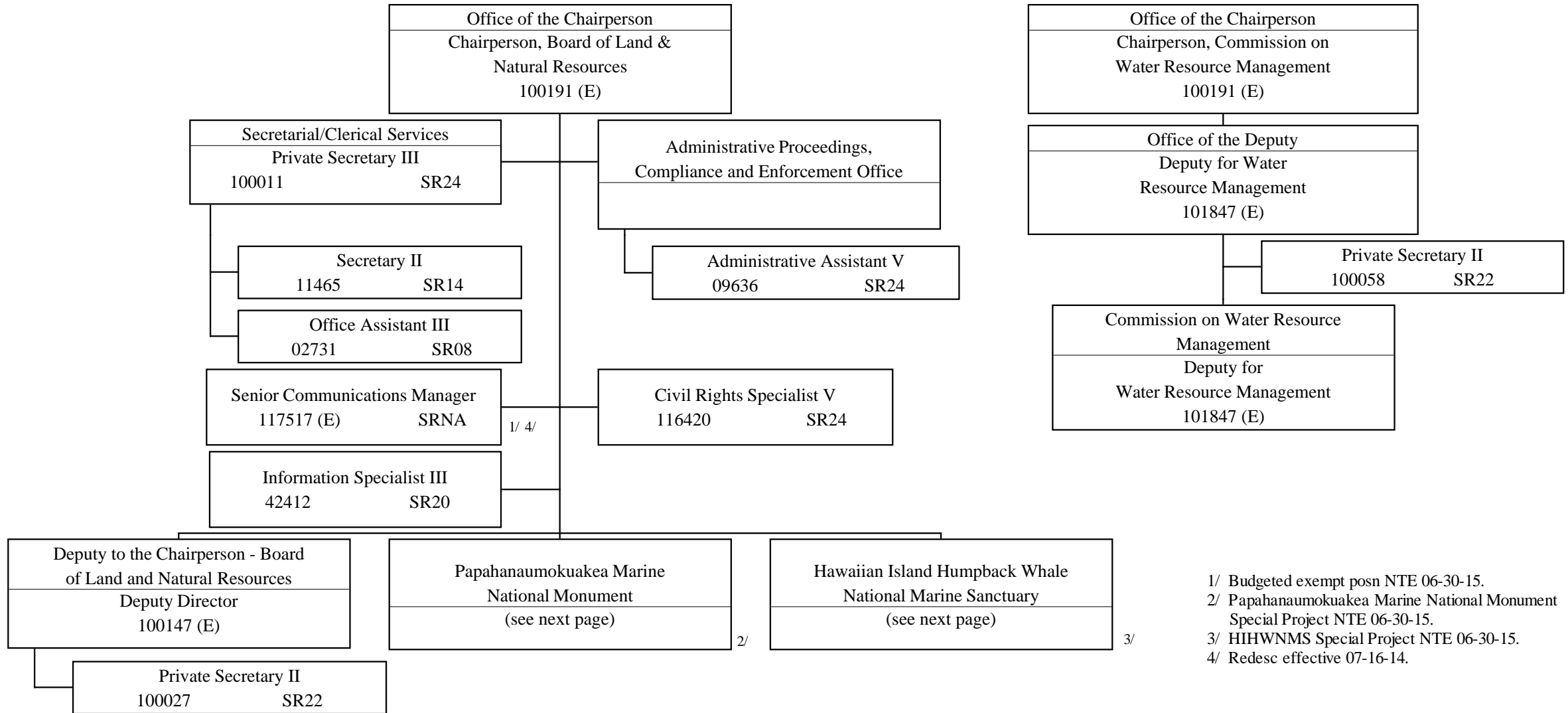
Planning and completion of these budgeted projects would alleviate future unexpected costs that occur as emergency expenses. MOF: C

F. ADDITIONAL INFORMATION:

State of Hawaii
 Department of Land and Natural Resources
 Plan of Organization

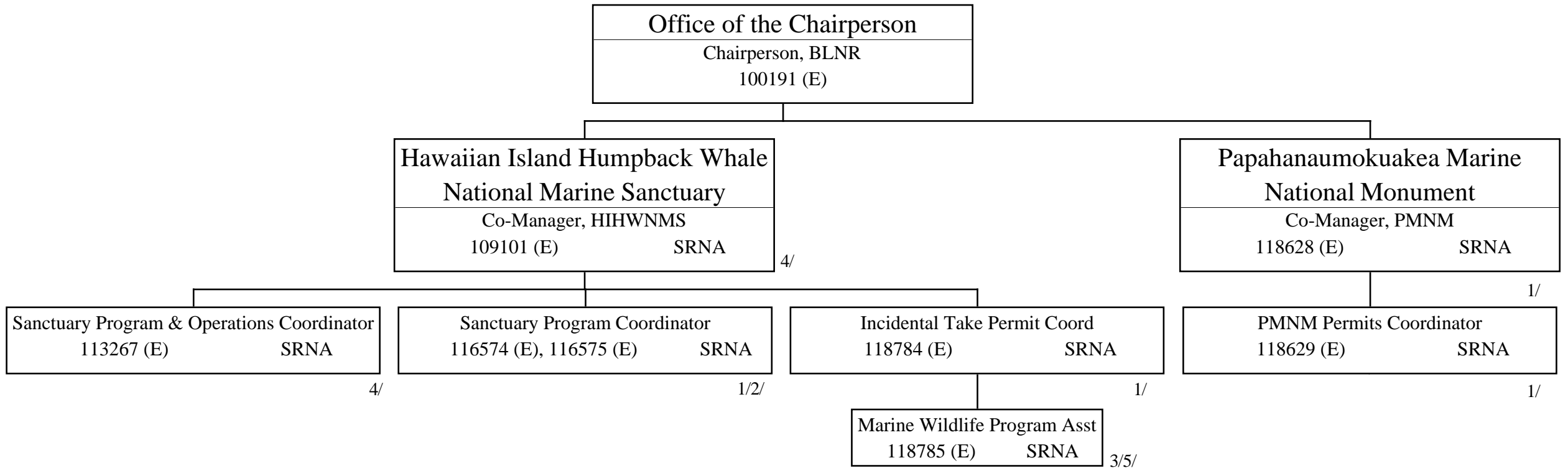


State of Hawaii
 Department of Land and Natural Resources
 Office of the Chairperson
 Position Organization Chart



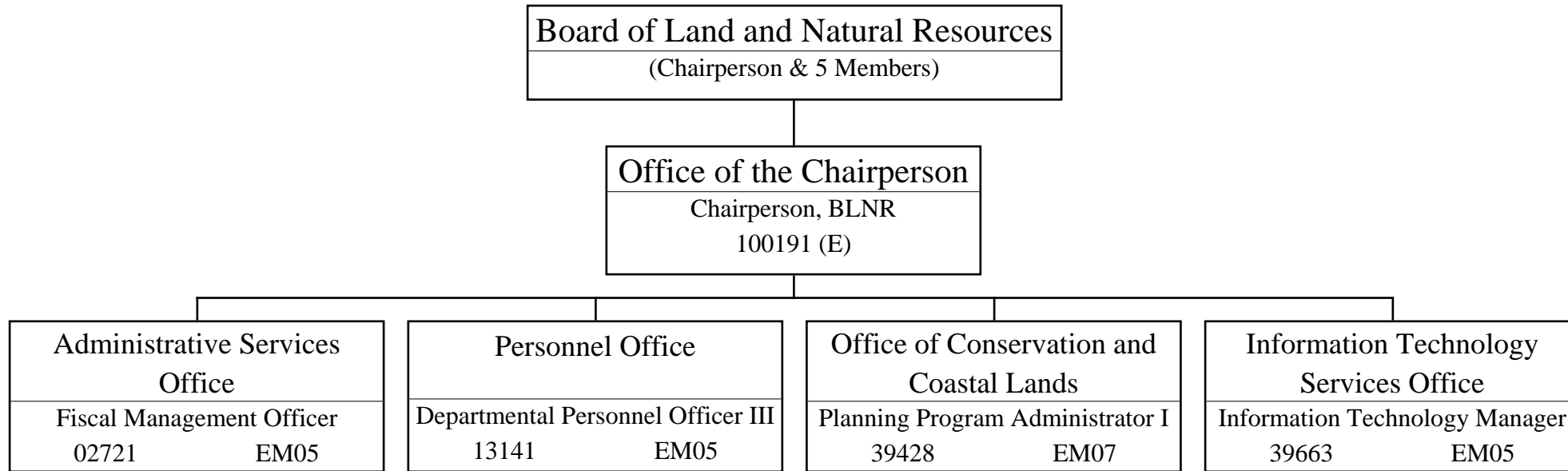
- 1/ Budgeted exempt posn NTE 06-30-15.
- 2/ Papahānaumokuākea Marine National Monument Special Project NTE 06-30-15.
- 3/ HIHWNMS Special Project NTE 06-30-15.
- 4/ Redesc effective 07-16-14.

State of Hawaii
 Department of Land and Natural Resources
 Office of the Chairperson
 Hawaiian Island HWNMS & PMNM
 Position Organization Chart

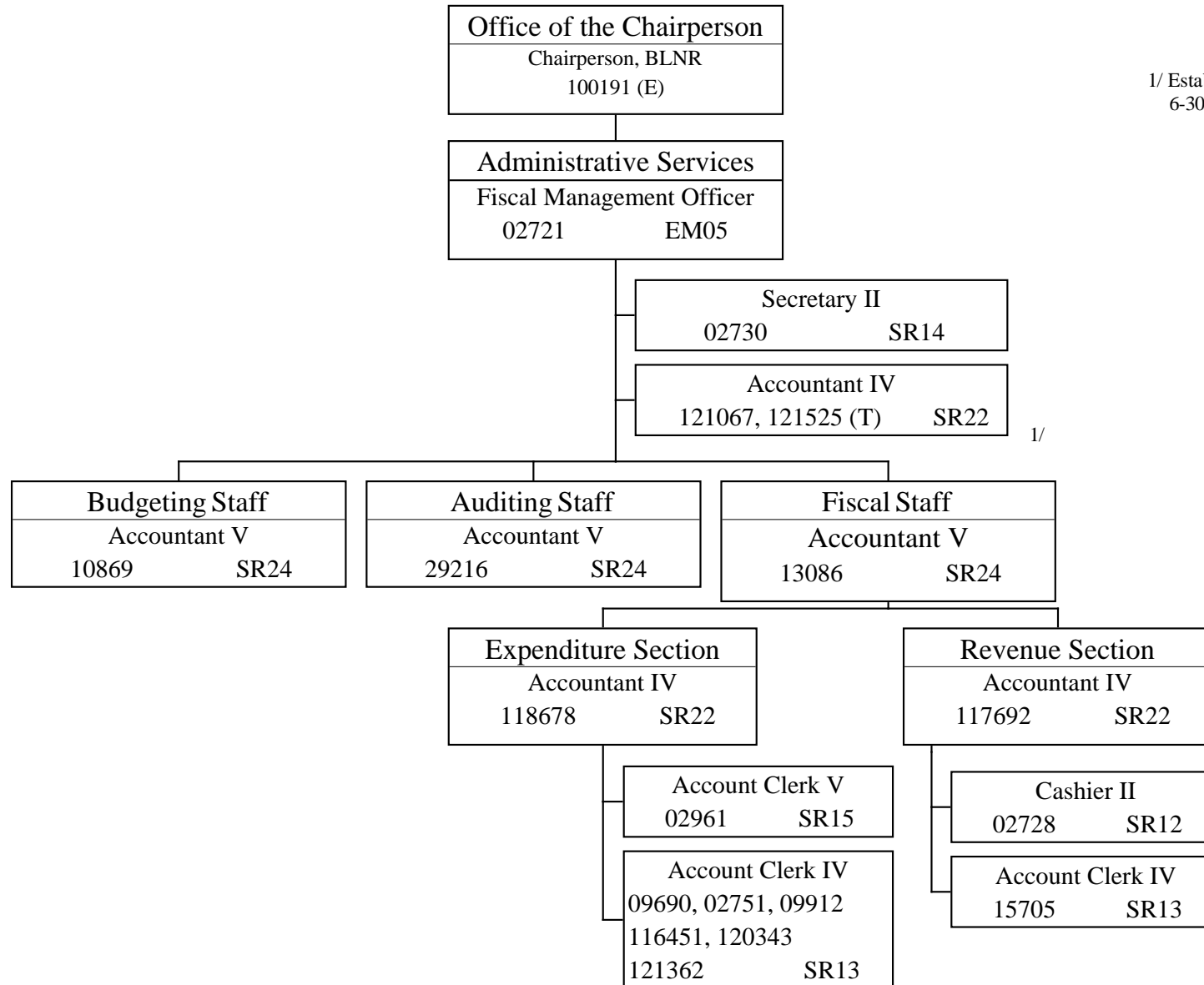


- 1/ Budgeted exempt posns 116574 (E), 118784 (E), 118628(E), 113267(E)
NTE 6-30-15.
- 2/ Budgeted exempt posn 116575 (E) NTE 06-30-11.
- 3/ Budgeted exempt posn NTE 12-31-14.
- 4/ Budgeted exempt posn NTE 09-30-14.
- 5/ Redesc effective 09-16-14.

State of Hawaii
 Department of Land and Natural Resources
 Departmental Staff Offices
 Position Organization Chart

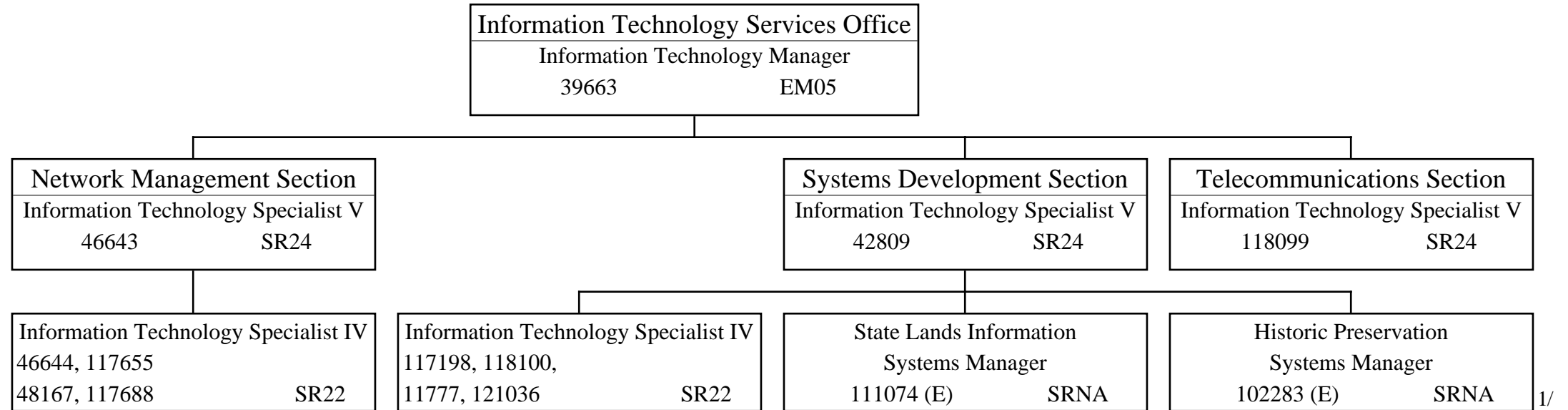


State of Hawaii
 Department of Land and Natural Resources
 Administrative Services Office
 Position Organization Chart



1/ Established budgeted temp Pos. 121525 (T) effective 11-03-14, NTE 6-30-15 per Act 122, SLH 2014.

State of Hawaii
 Department of Land and Natural Resources
 Information Technology Services Office
 Position Organization Chart

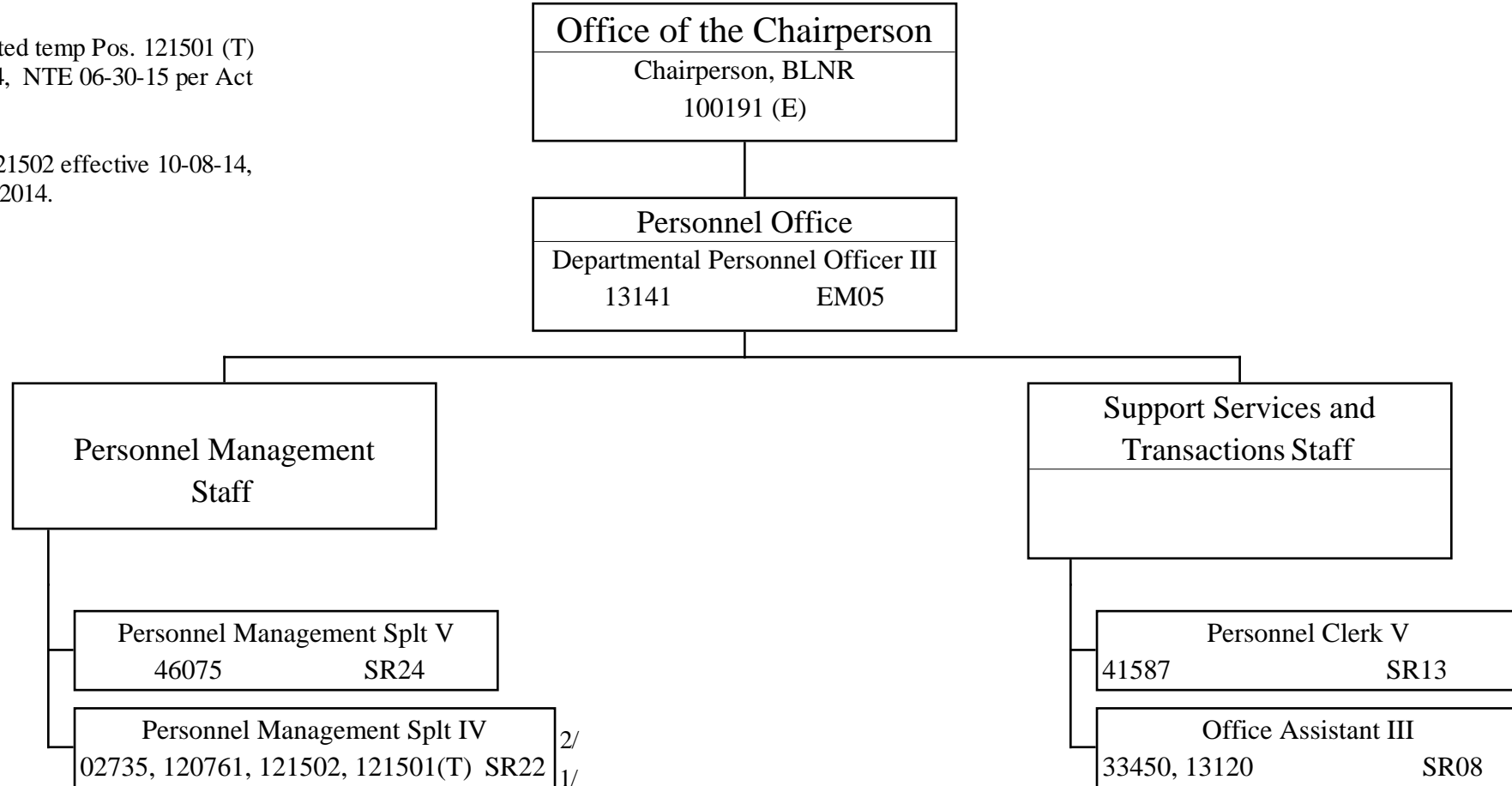


1/ Budgeted exempt posn NTE 06-30-15.

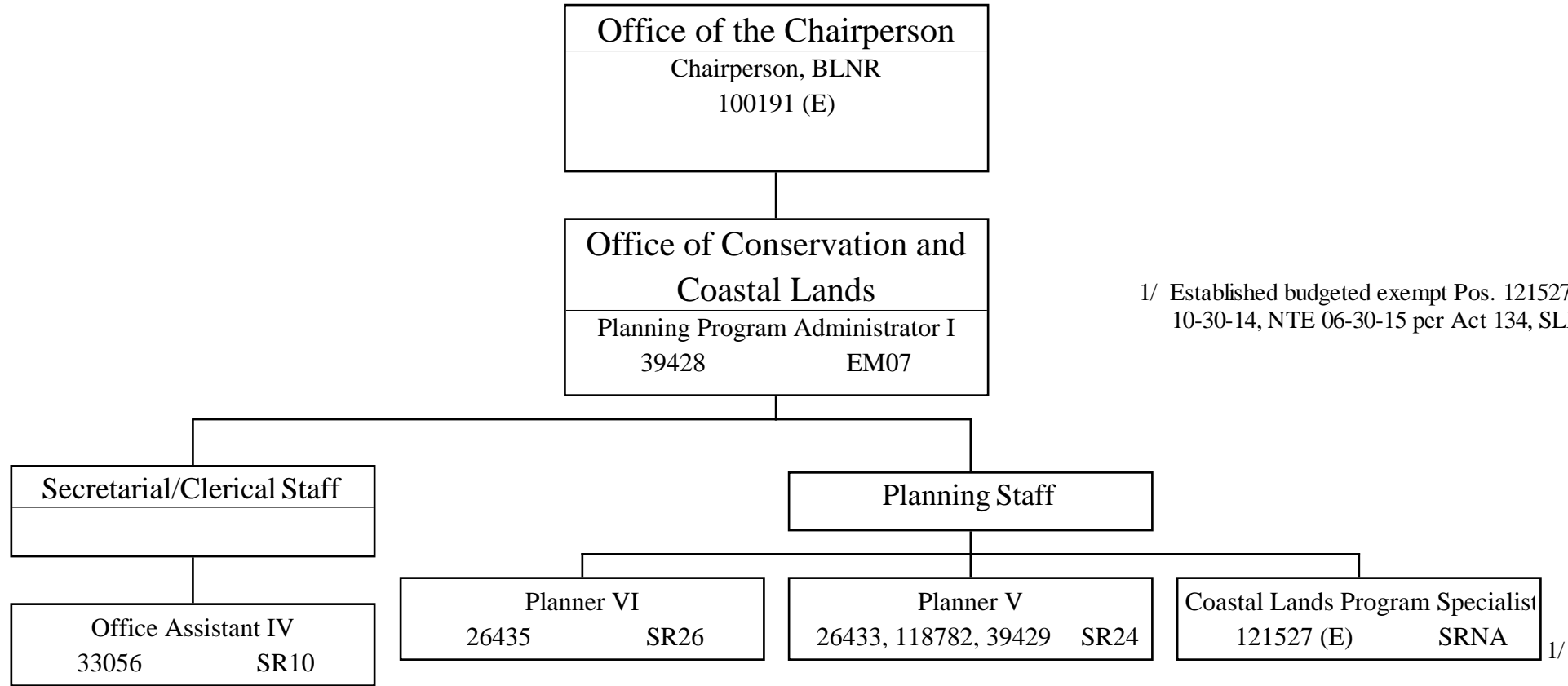
State of Hawaii
 Department of Land and Natural Resources
 Personnel Office
 Position Organization Chart

1/ Established budgeted temp Pos. 121501 (T) effective 10-08-14, NTE 06-30-15 per Act 122, SLH 2014.

2/ Established Pos. 121502 effective 10-08-14, per Act 122, SLH 2014.

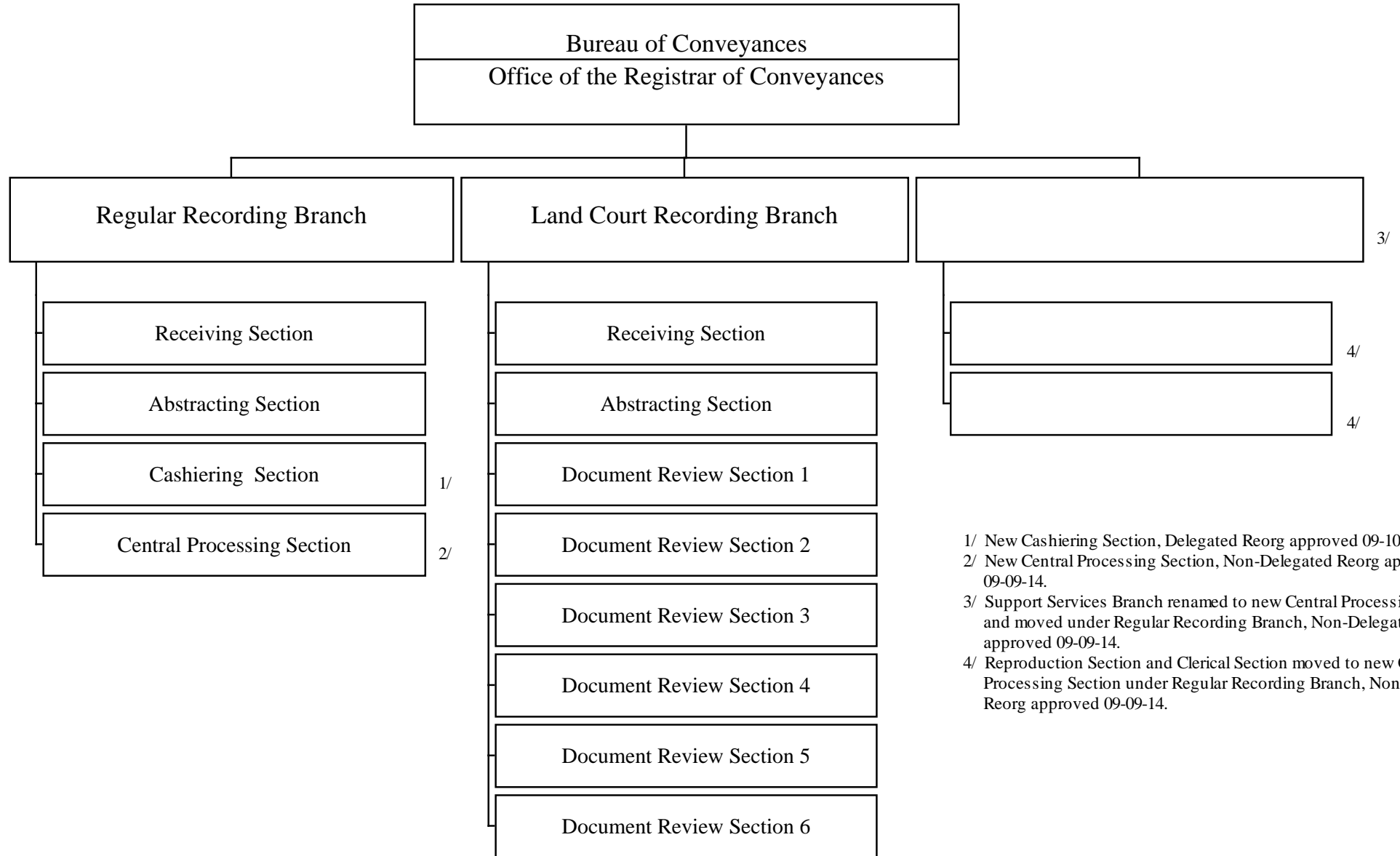


State of Hawaii
 Department of Land and Natural Resources
 Office of Conservation and Coastal Lands
 Position Organization Chart



1/ Established budgeted exempt Pos. 121527 (E) effective 10-30-14, NTE 06-30-15 per Act 134, SLH 2013.

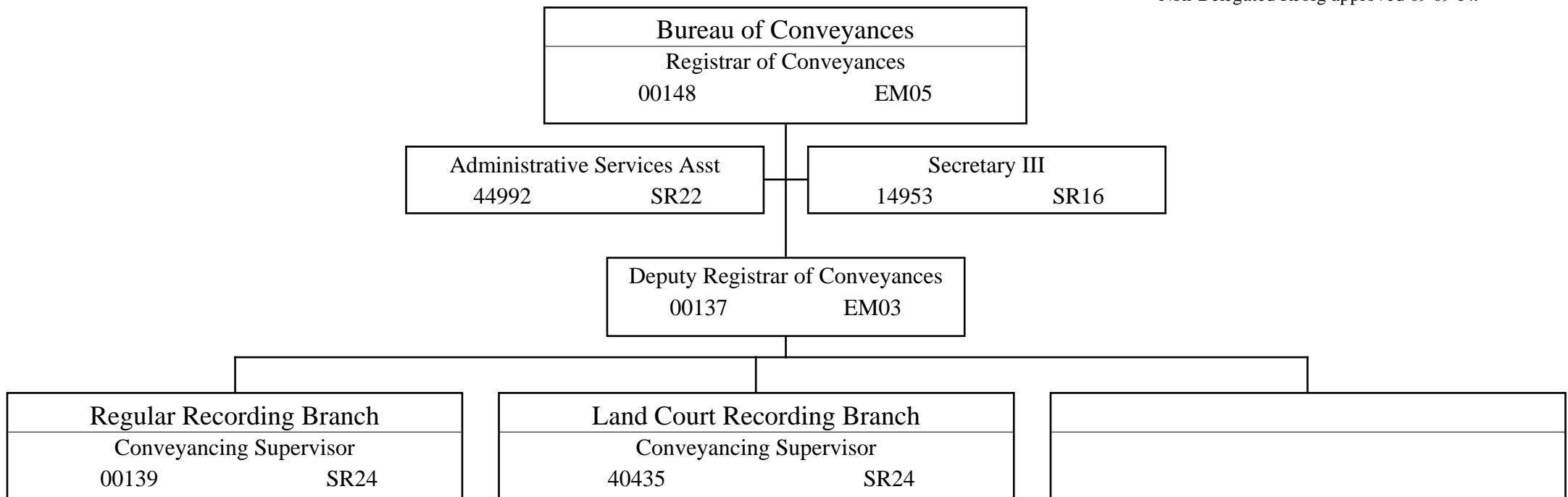
State of Hawaii
 Land and Natural Resources
 Bureau of Conveyances
 Position Organization Chart



- 1/ New Cashiering Section, Delegated Reorg approved 09-10-14.
- 2/ New Central Processing Section, Non-Delegated Reorg approved 09-09-14.
- 3/ Support Services Branch renamed to new Central Processing Section and moved under Regular Recording Branch, Non-Delegated Reorg approved 09-09-14.
- 4/ Reproduction Section and Clerical Section moved to new Central Processing Section under Regular Recording Branch, Non-Delegated Reorg approved 09-09-14.

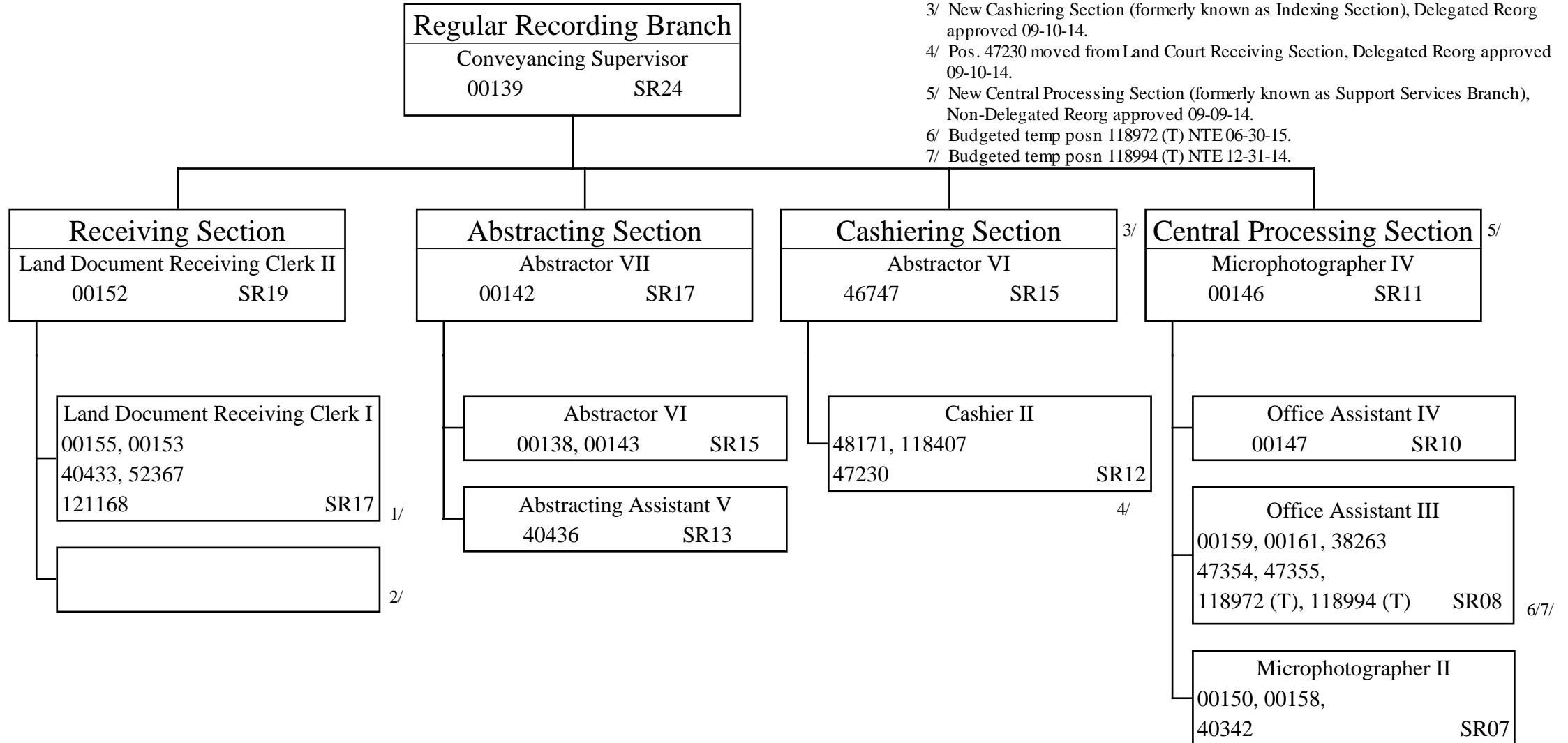
State of Hawaii
 Department of Land and Natural Resources
 Bureau of Conveyances
 Position Organization Chart

1/ Support Services Branch renamed to new Central Processing Section under Regular Recording Branch, Non-Delegated Reorg approved 09-09-14.

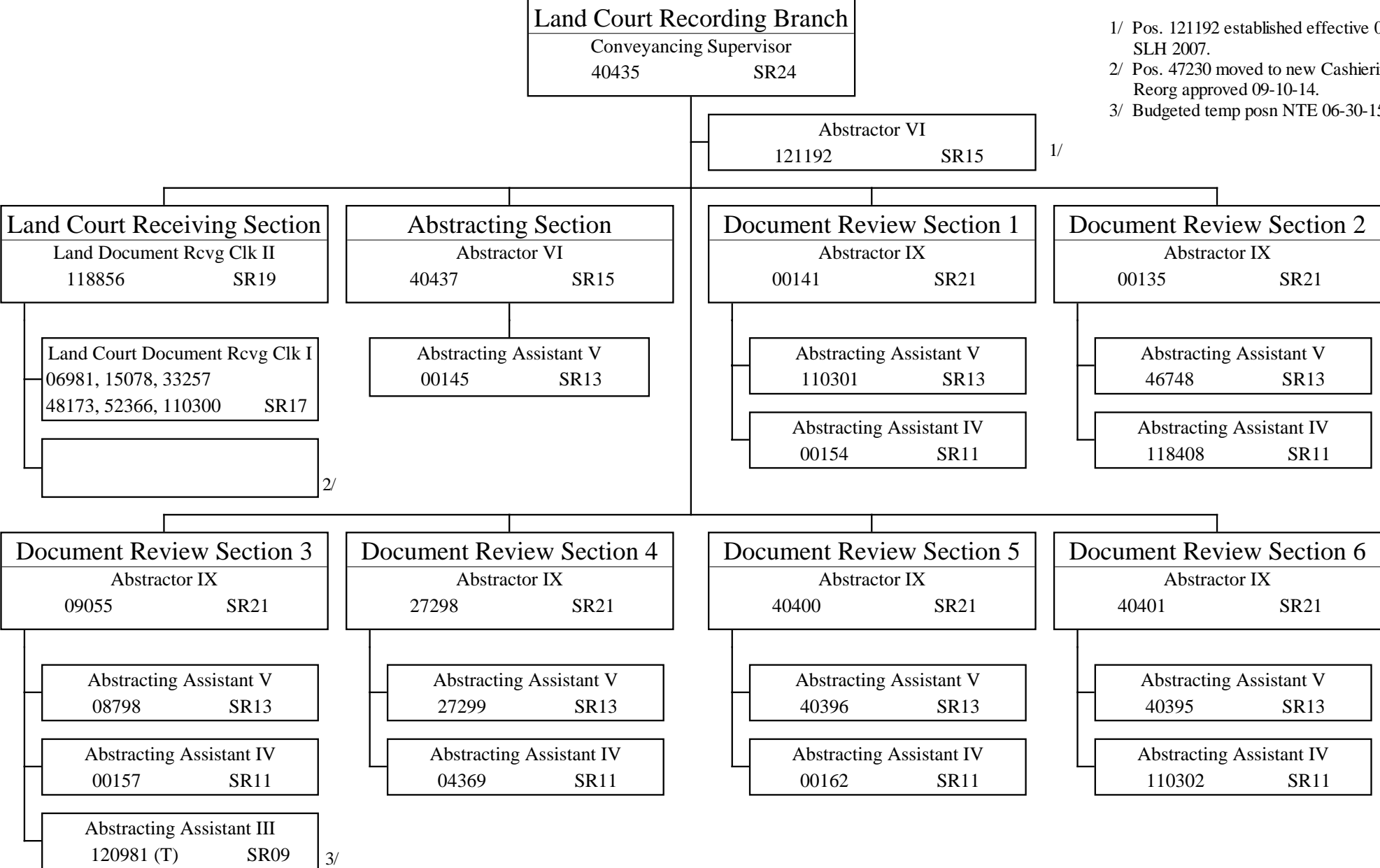


State of Hawaii
 Department of Land and Natural Resources
 Bureau of Conveyances
 Regular Recording Branch
 Position Organization Chart

- 1/ Pos. 121168 established effective 02-13-14, per Act 158, SLH 2008.
- 2/ Pos. 48171, 118407 moved to new Cashiering Section, Delegated Reorg approved 09-10-14.
- 3/ New Cashiering Section (formerly known as Indexing Section), Delegated Reorg approved 09-10-14.
- 4/ Pos. 47230 moved from Land Court Receiving Section, Delegated Reorg approved 09-10-14.
- 5/ New Central Processing Section (formerly known as Support Services Branch), Non-Delegated Reorg approved 09-09-14.
- 6/ Budgeted temp posn 118972 (T) NTE 06-30-15.
- 7/ Budgeted temp posn 118994 (T) NTE 12-31-14.

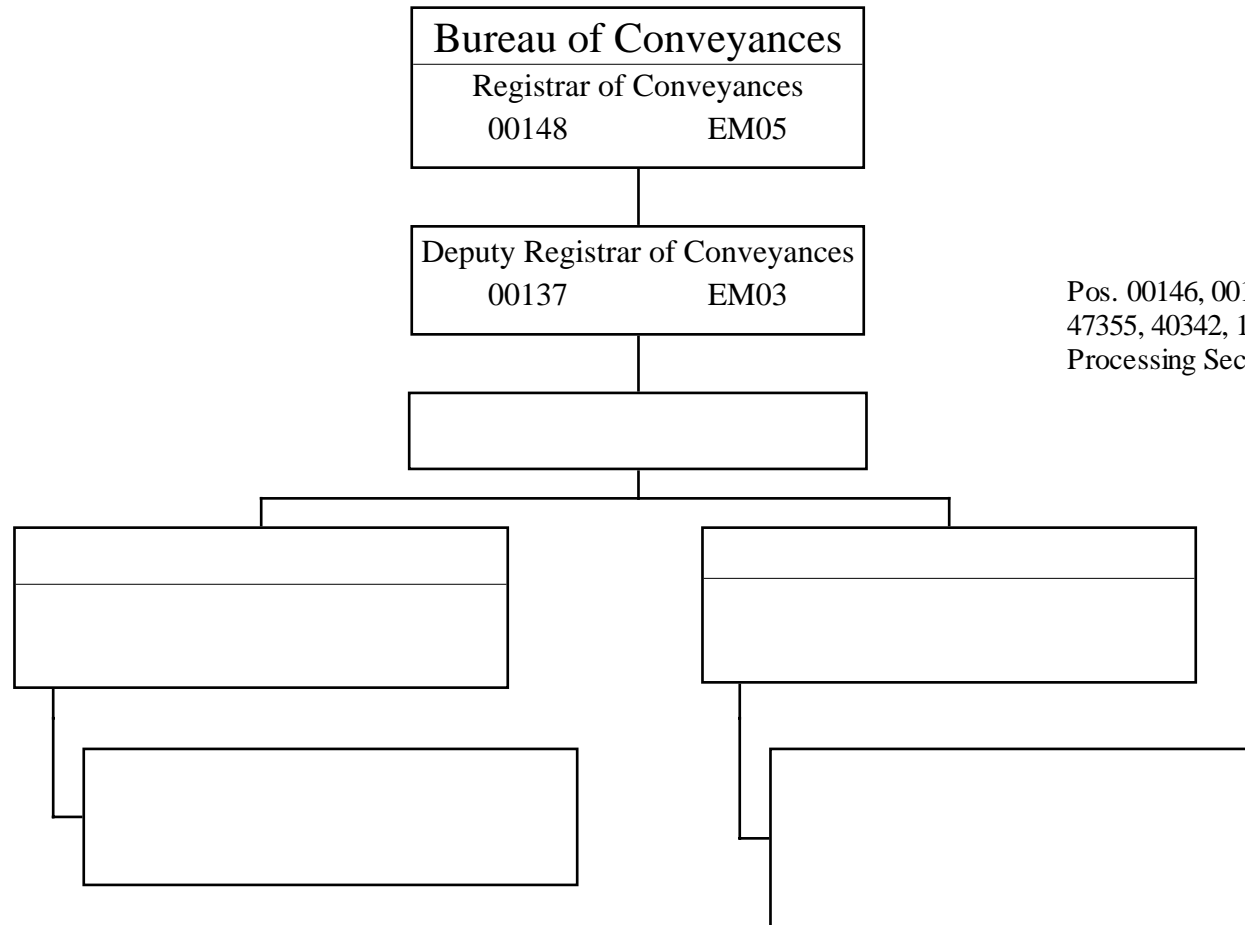


State of Hawaii
 Department of Land and Natural Resources
 Bureau of Conveyances
 Land Court Recording Branch
 Position Organization Chart



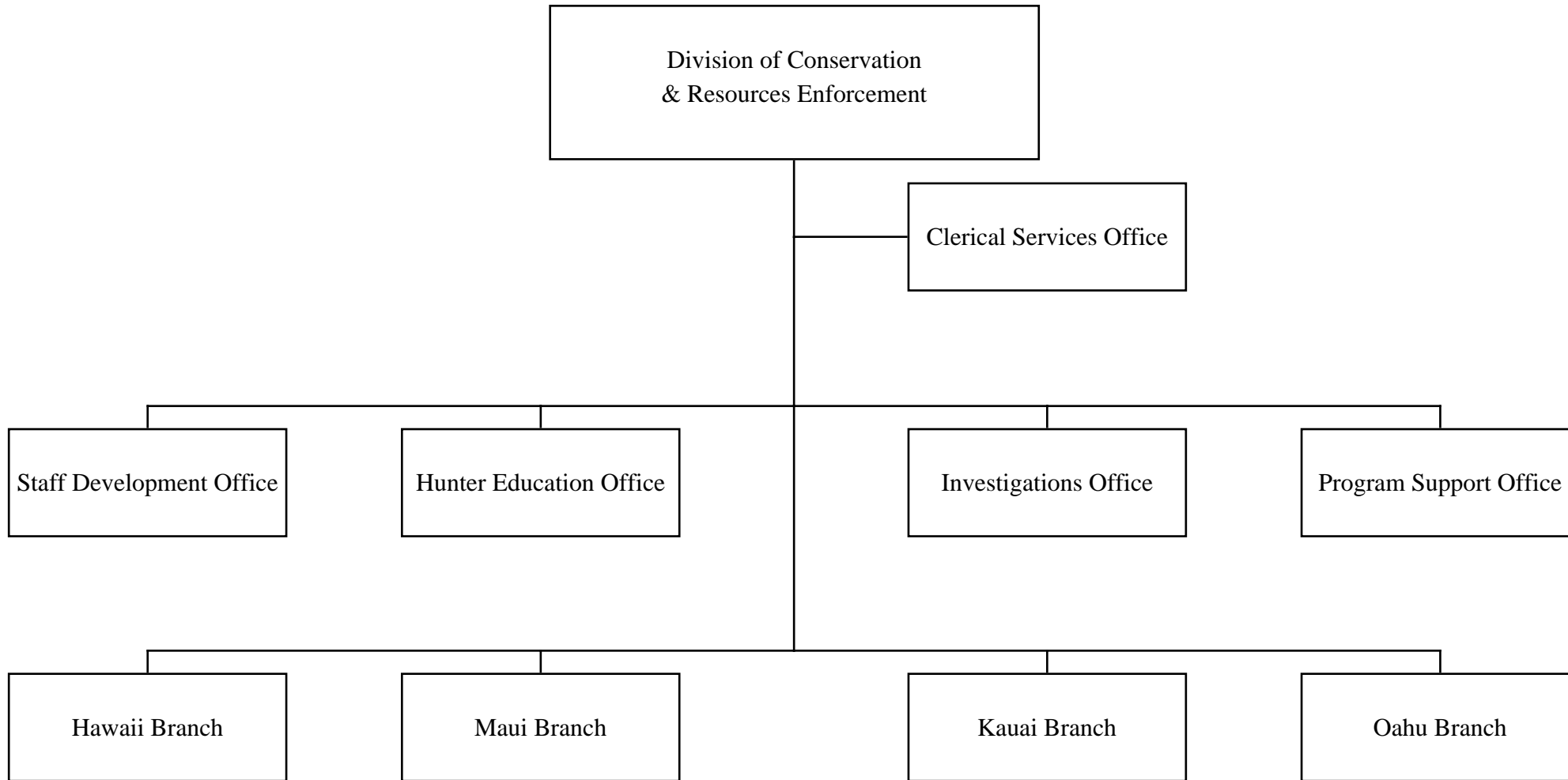
- 1/ Pos. 121192 established effective 03-06-14 per Act 213, SLH 2007.
- 2/ Pos. 47230 moved to new Cashiering Section, Delegated Reorg approved 09-10-14.
- 3/ Budgeted temp posn NTE 06-30-15.

State of Hawaii
Department of Land and Natural Resources
Bureau of Conveyances
Support Services Branch
Position Organization Chart

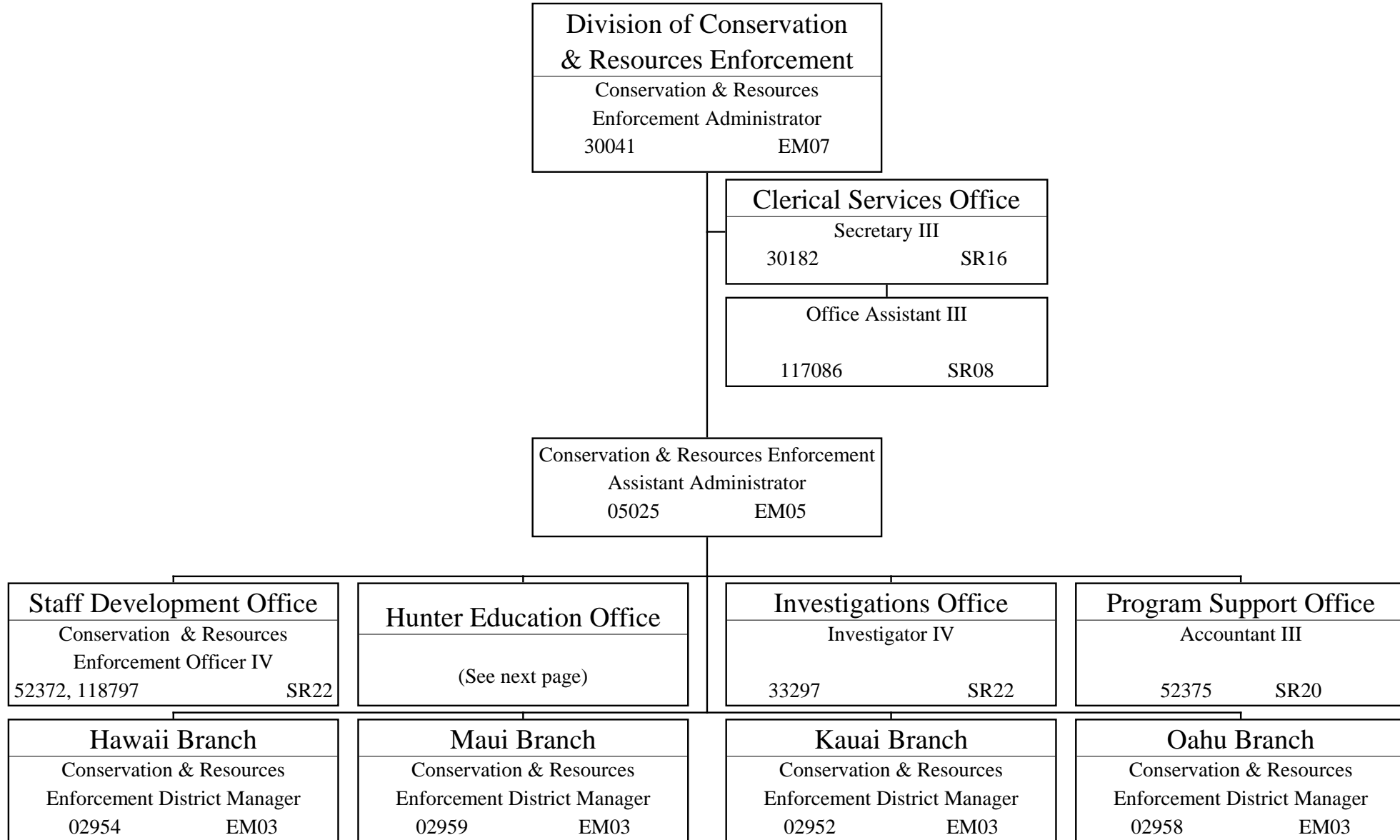


Pos. 00146, 00147, 00150, 00158, 00159, 00161, 38263, 47354, 47355, 40342, 118972 (T), 1189944 (T) moved to new Central Processing Section, Non-Delegated Reorg approved 09-09-14.

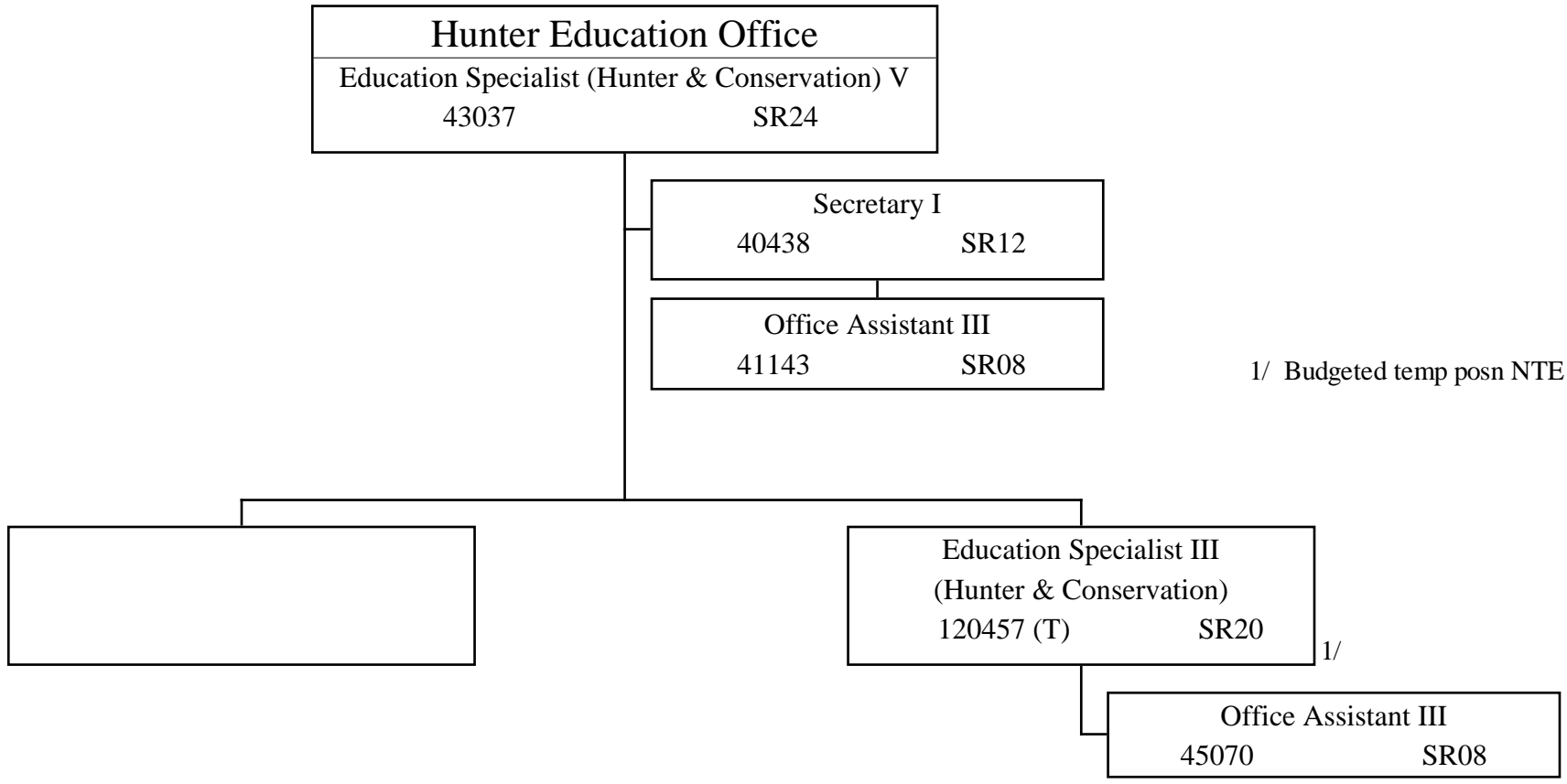
State of Hawaii
Department of Land and Natural Resources
Division of Conservation and Resources Enforcement
Position Organization Chart



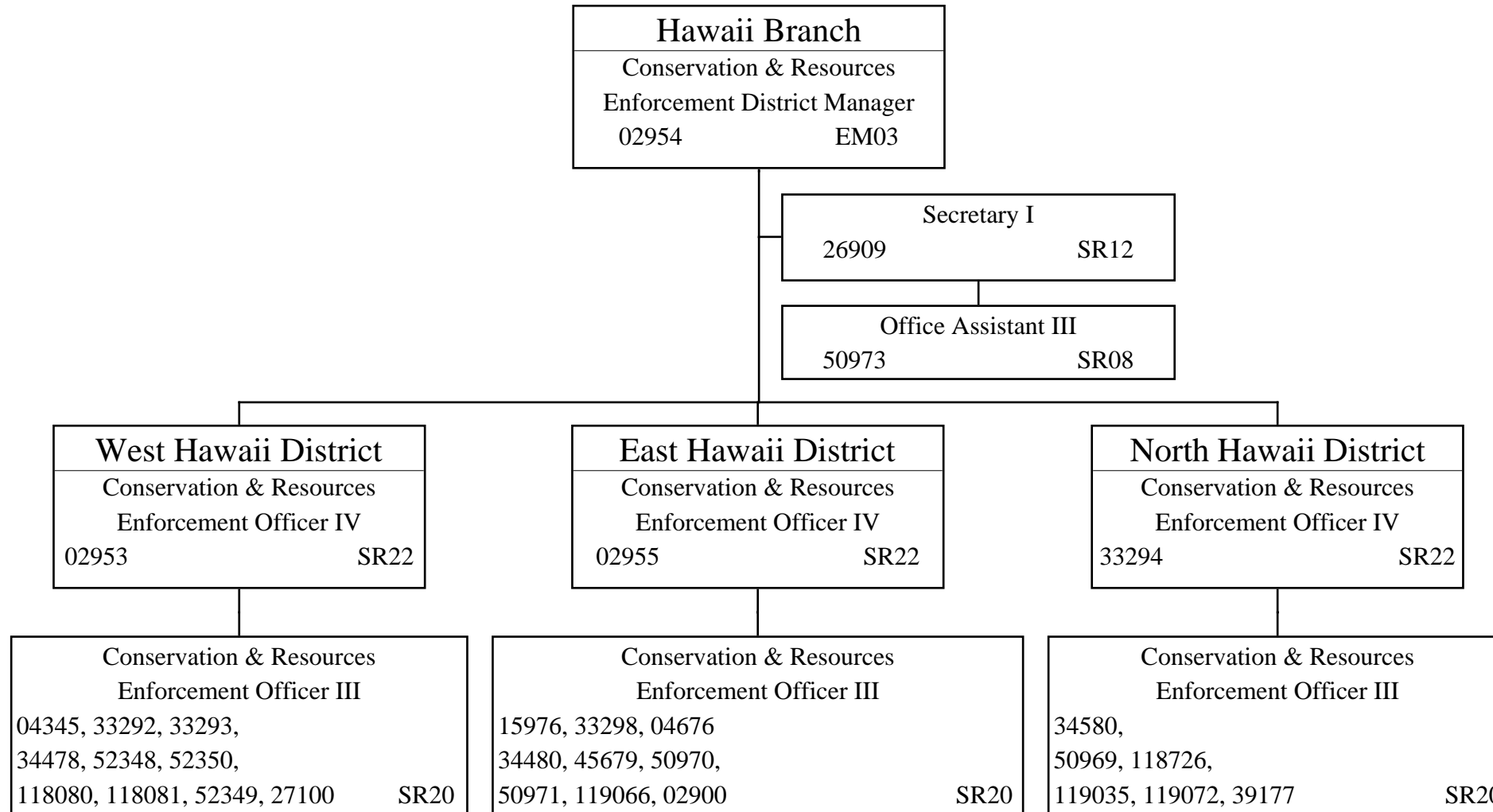
State of Hawaii
 Department of Land and Natural Resources
 Division of Conservation and Resources Enforcement
 Administration and Staff Offices
 Position Organization Chart



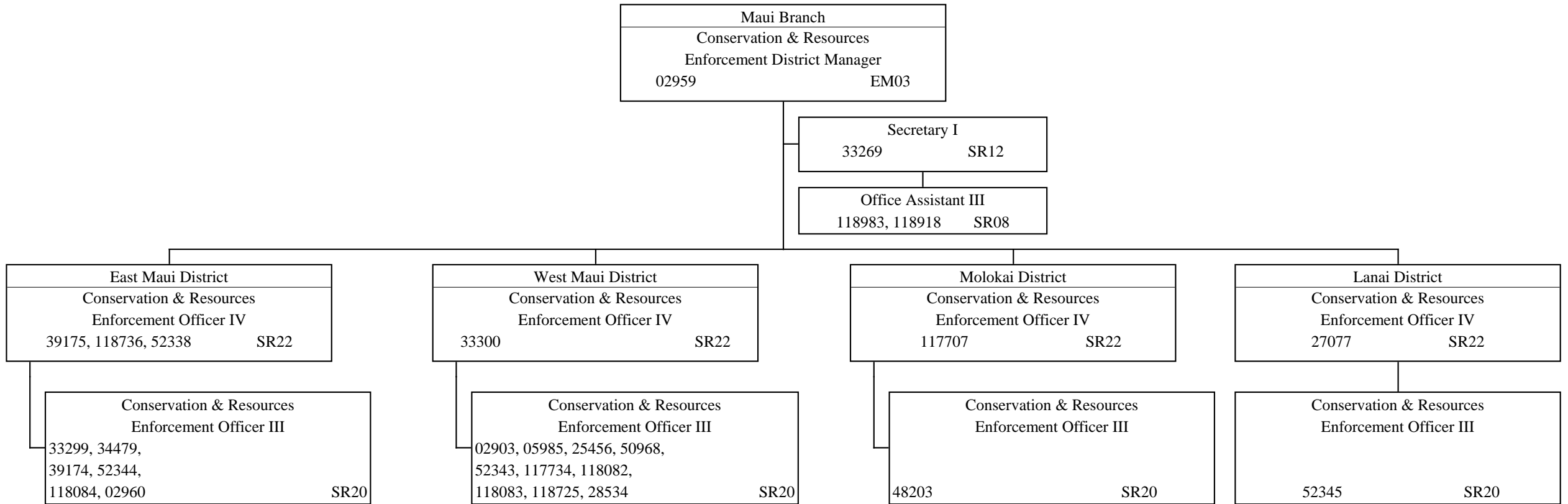
State of Hawaii
 Department of Land and Natural Resources
 Division of Conservation and Resources Enforcement
 Hunter Education Office
 Position Organization Chart



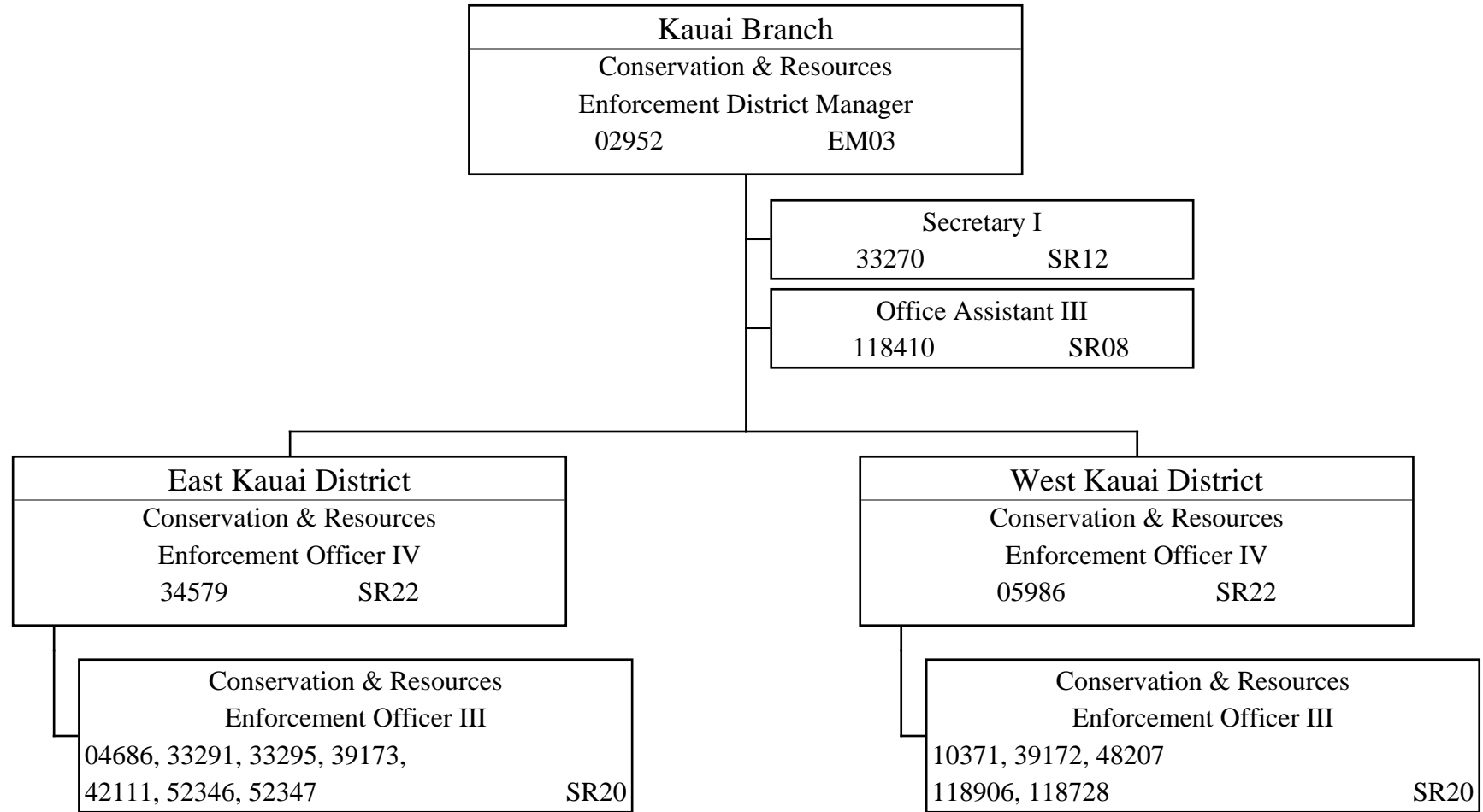
State of Hawaii
 Department of Land and Natural Resources
 Division of Conservation and Resources Enforcement
 Hawaii Branch
 Position Organization Chart



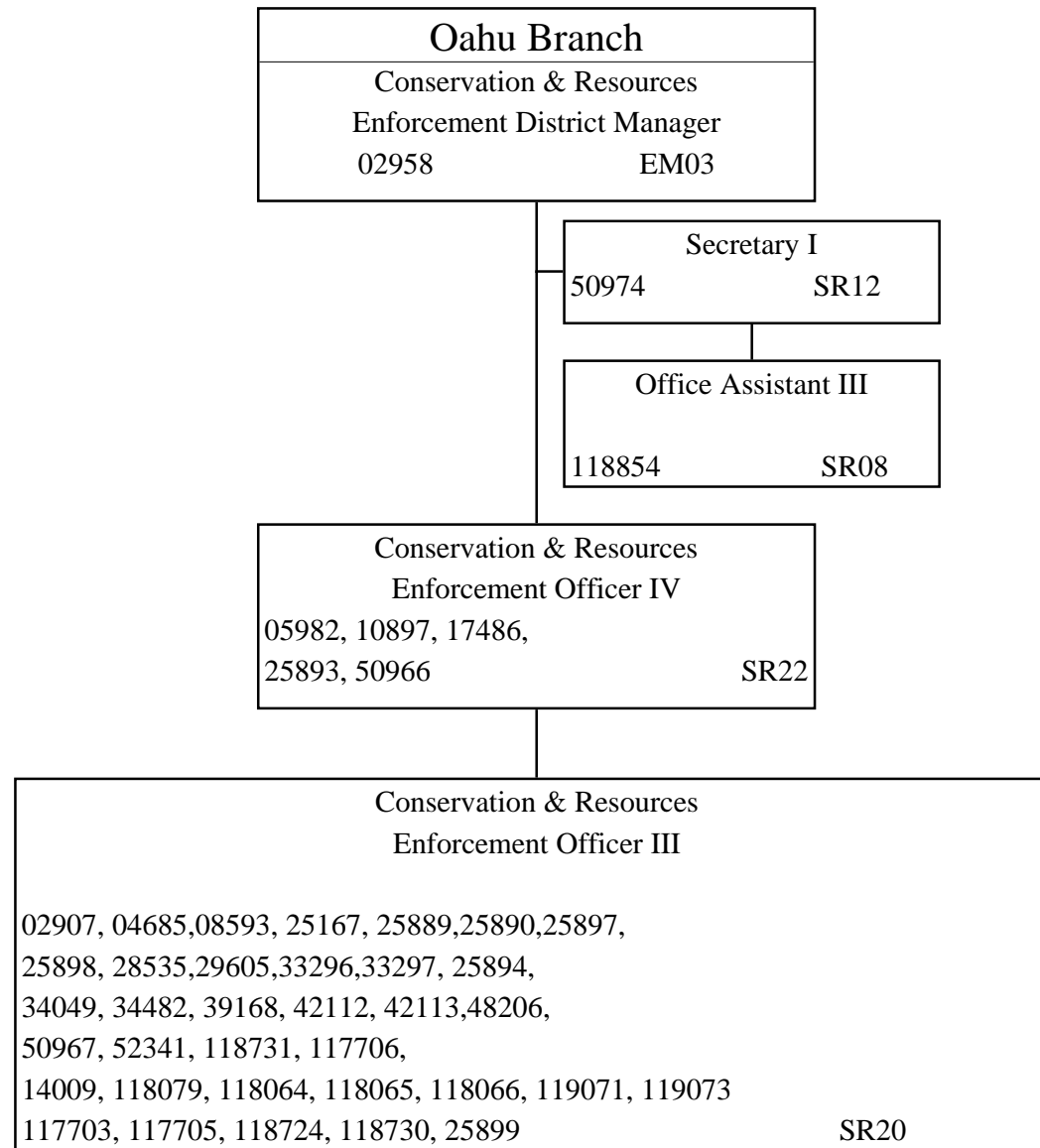
State of Hawaii
 Department of Land and Natural Resources
 Division of Conservation and Resources Enforcement
 Maui Branch
 Position Organization Chart



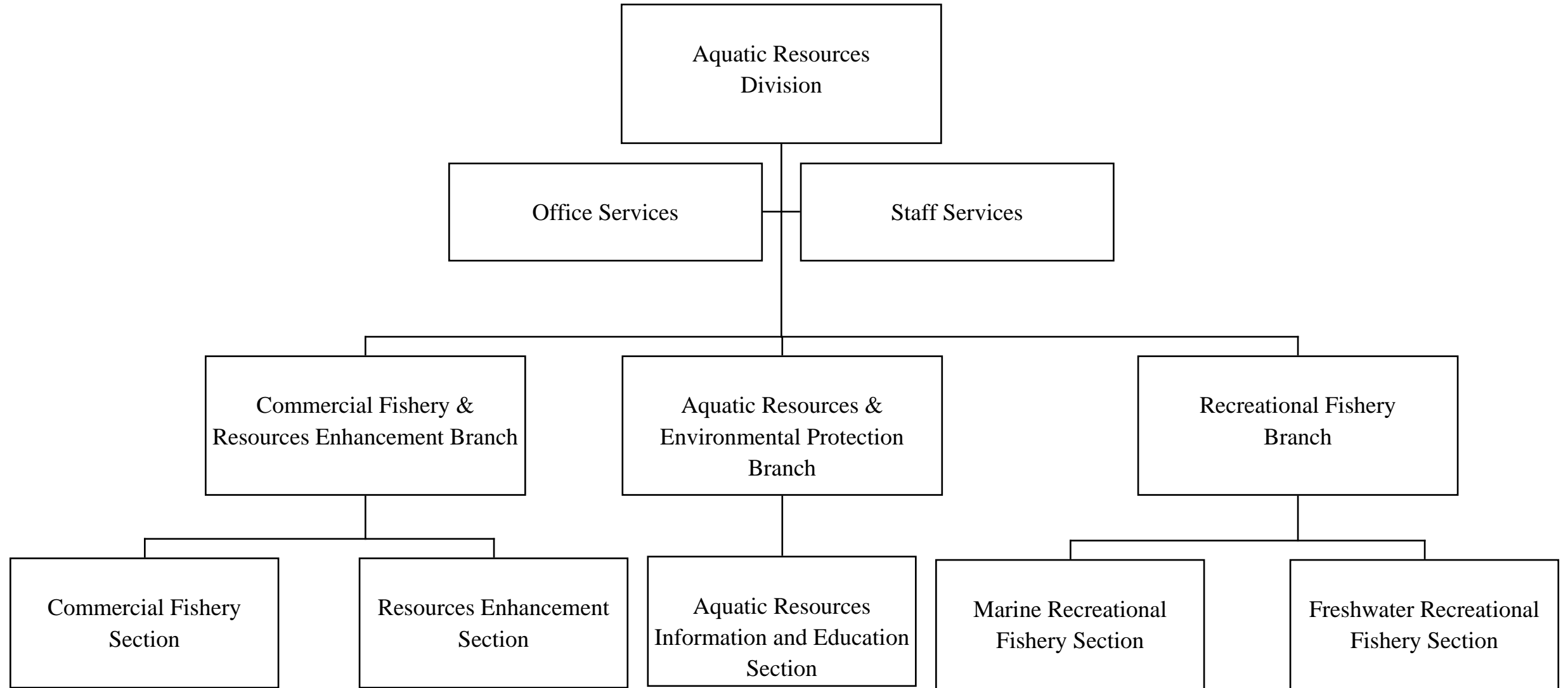
State of Hawaii
 Department of Land and Natural Resources
 Division of Conservation and Resources Enforcement
 Kauai Branch
 Position Organization Chart



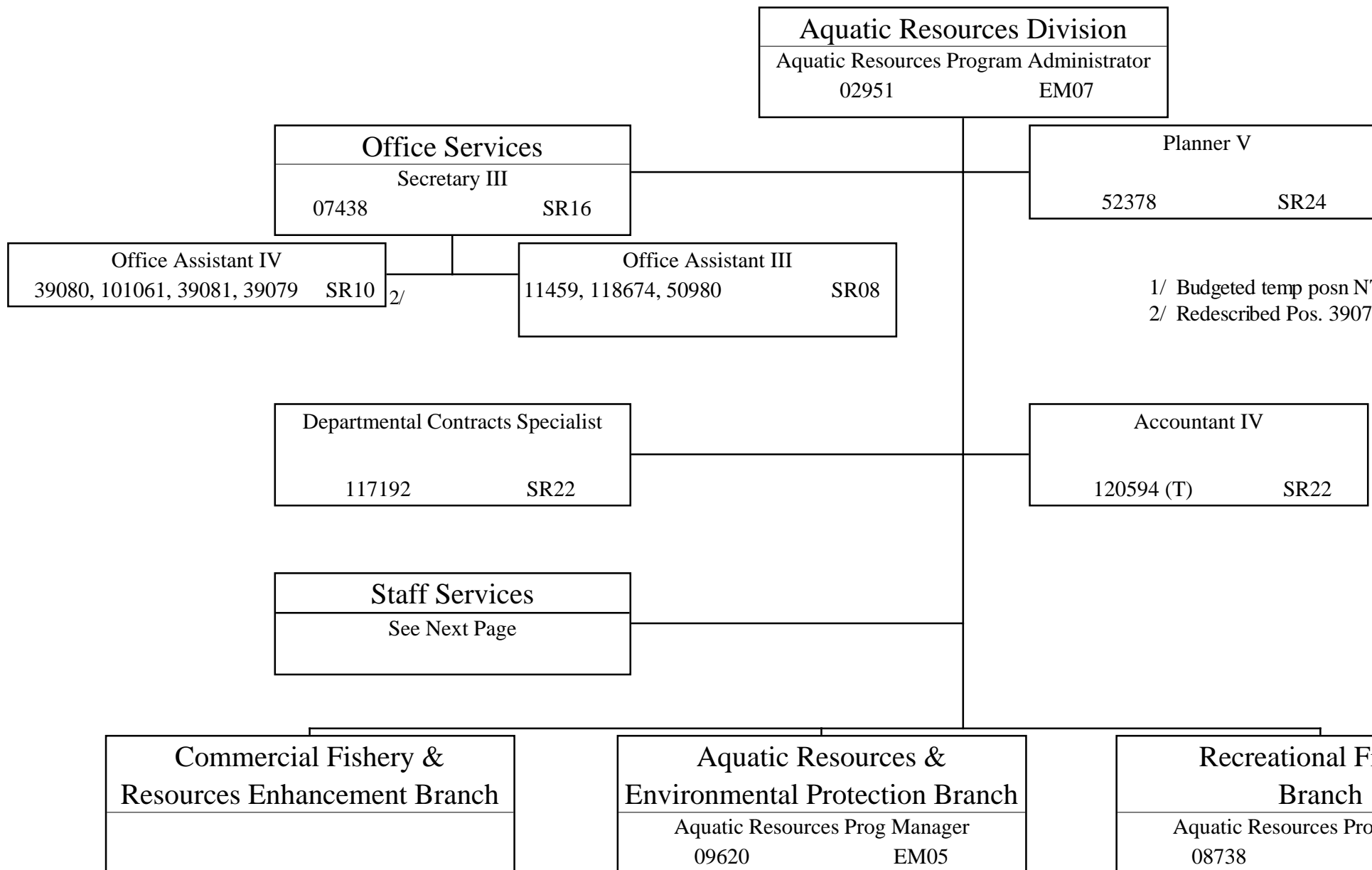
State of Hawaii
 Department of Land and Natural Resources
 Division of Conservation and Resources Enforcement
 Oahu Branch
 Position Organization Chart



State of Hawaii
Department of Land and Natural Resources
Aquatic Resources Division
Position Organization Chart

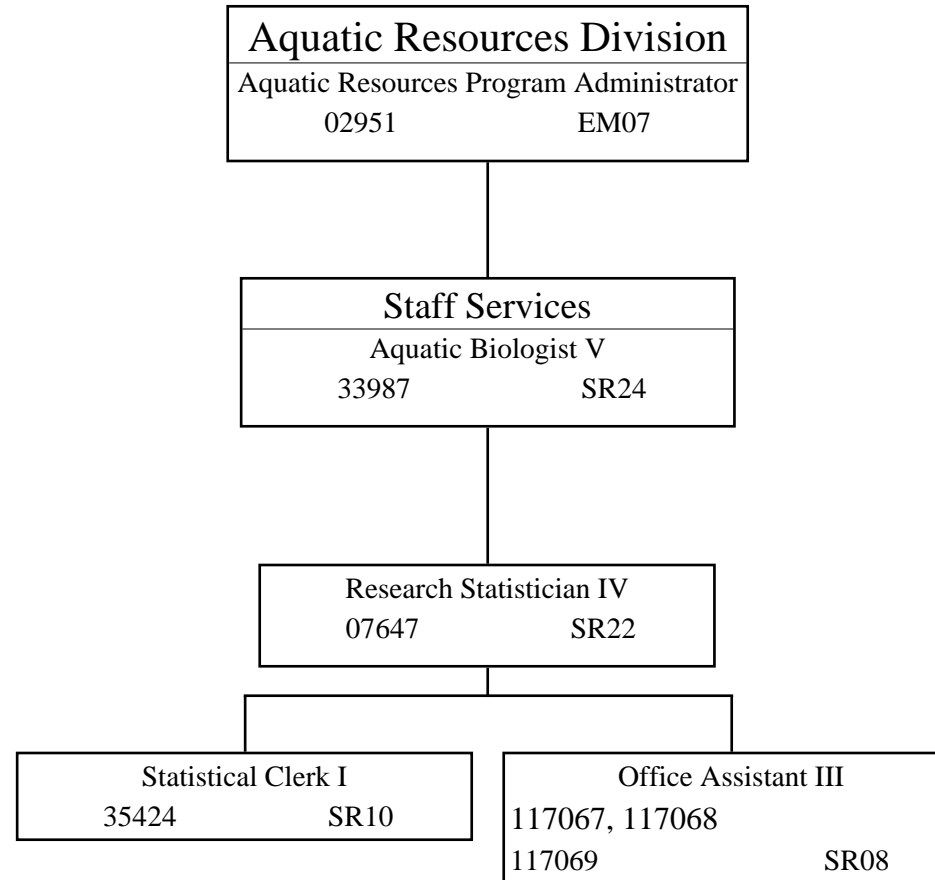


State of Hawaii
 Department of Land and Natural Resources
 Aquatic Resources Division
 Division Administration & Staff Offices
 Position Organization Chart

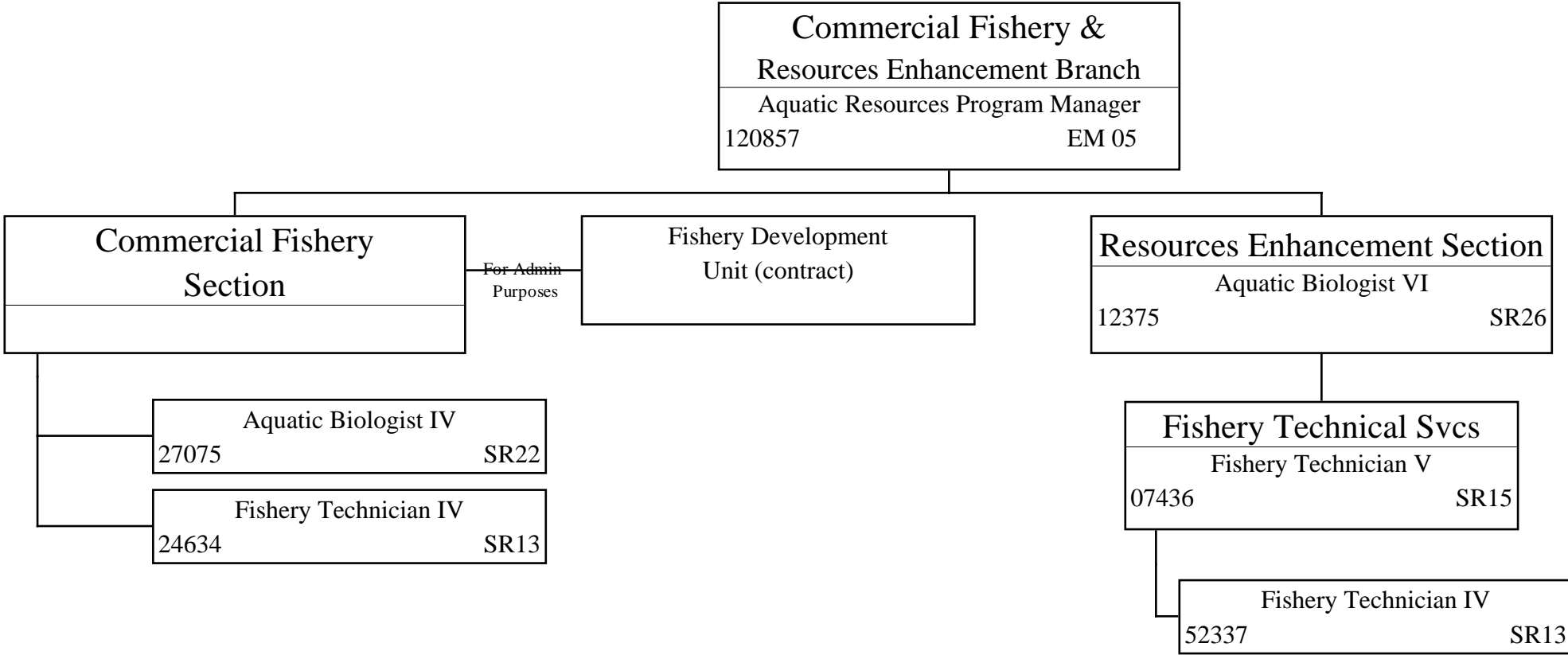


1/ Budgeted temp posn NTE 06-30-15.
 2/ Redescribed Pos. 39079, 39081 effective 10-16-14.

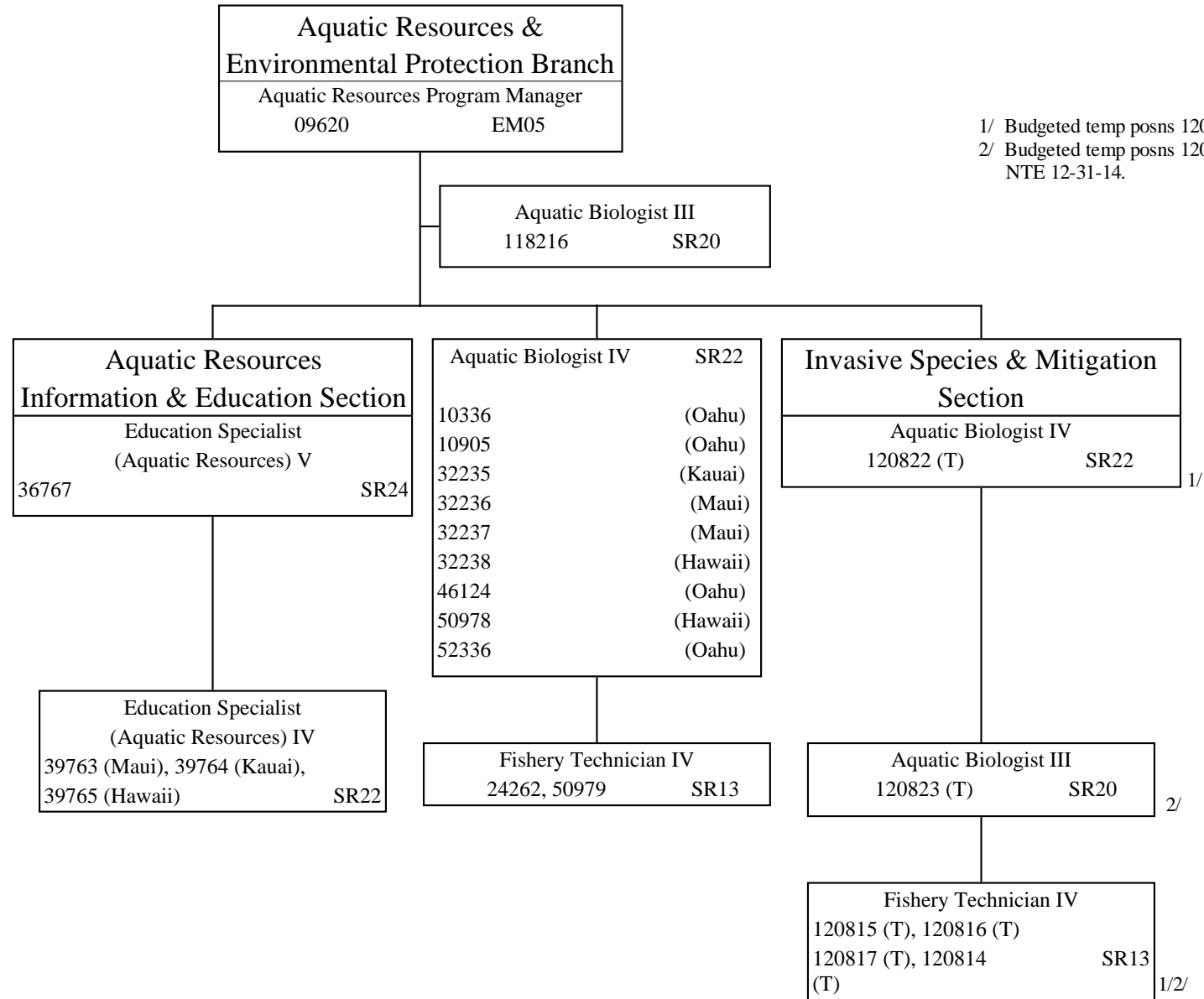
State of Hawaii
Department of Land and Natural Resources
Aquatic Resources Division
Division Administration and Staff Offices
Staff Services
Position Organization Chart



State of Hawaii
 Department of Land and Natural Resources
 Aquatic Resources Division
 Commercial Fishery & Resources Enhancement Branch
 Position Organization Chart

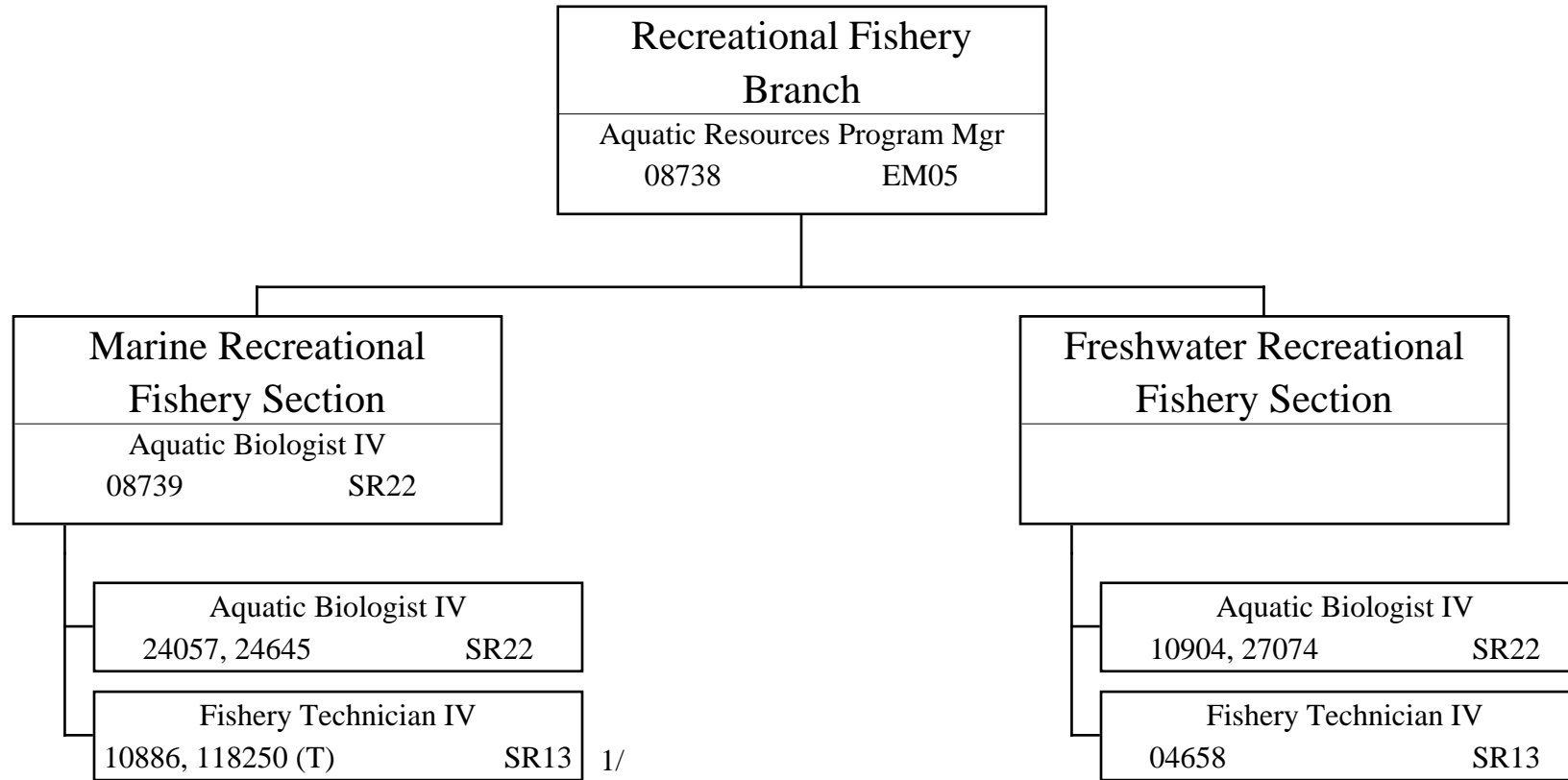


State of Hawaii
 Department of Land and Natural Resources
 Aquatic Resources Division
 Aquatic Resources & Environmental Protection Branch
 Position Organization Chart



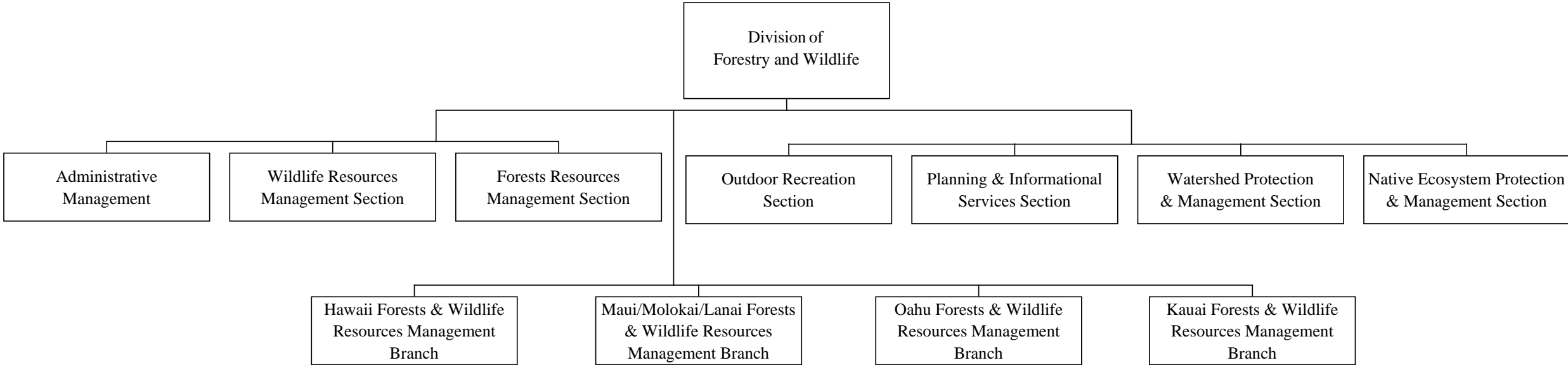
1/ Budgeted temp posns 120822, 120815 NTE 6-30-15.
 2/ Budgeted temp posns 120823, 120816, 120817, 120814
 NTE 12-31-14.

State of Hawaii
 Department of Land and Natural Resources
 Aquatic Resources Division
 Recreational Fishery Branch
 Position Organization Chart

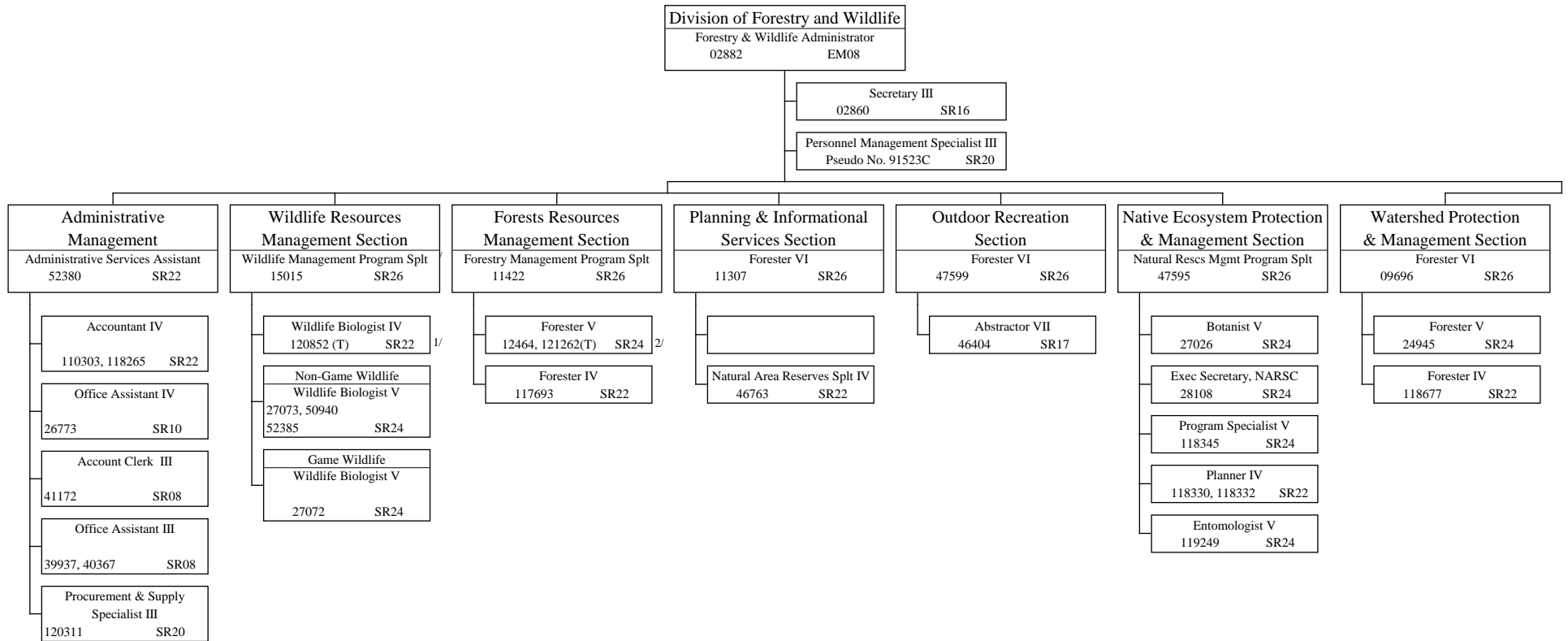


1/ Budgeted temp posn 118250 (T) NTE 06-30-15.

State of Hawaii
Department of Land and Natural Resources
Division of Forestry and Wildlife
Position Organization Chart



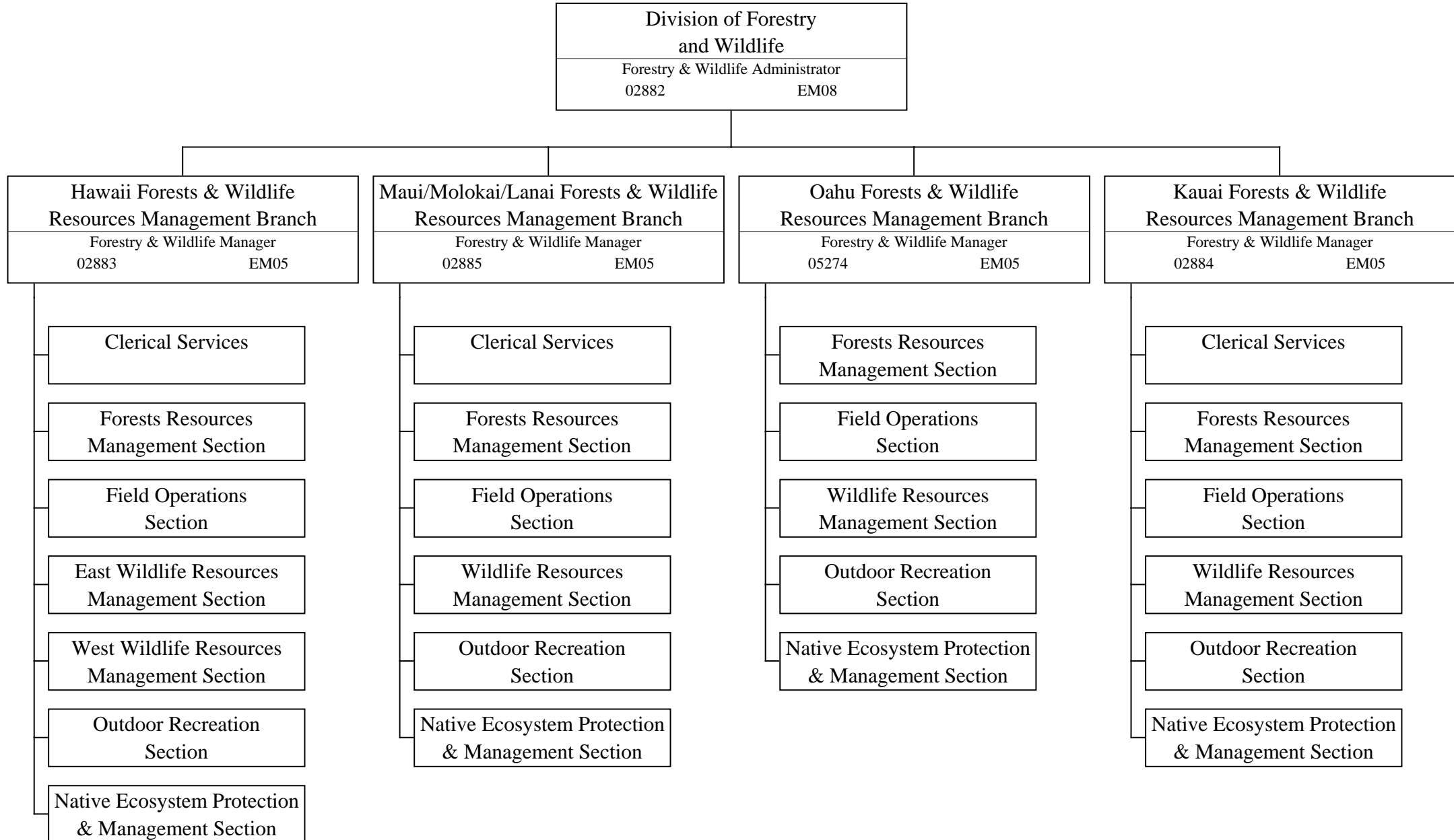
State of Hawaii
 Department of Land and Natural Resources
 Division of Forestry and Wildlife
 Administrative & Staff Support Services
 Position Organization Chart



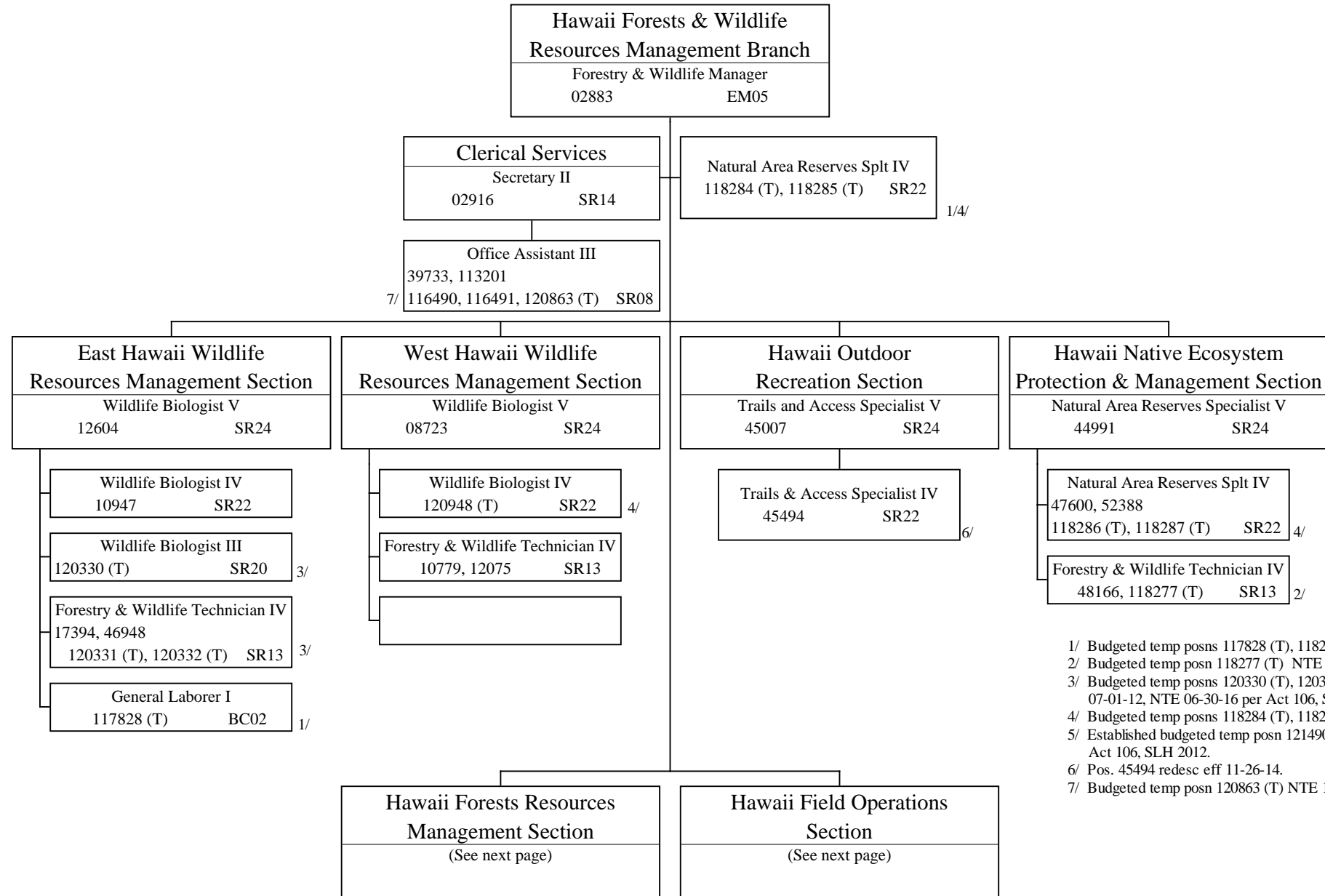
1/ Budgeted temp posn NTE 06-30-15.

2/ Budgeted temp posn 121262 (T) NTE 12-31-14.

State of Hawaii
 Department of Land and Natural Resources
 Division of Forestry and Wildlife
 Forests & Wildlife Resources Management Branches
 Position Organization Chart



State of Hawaii
 Department of Land and Natural Resources
 Division of Forestry and Wildlife
 Hawaii Forests & Wildlife Resources Management
 Position Organization Chart



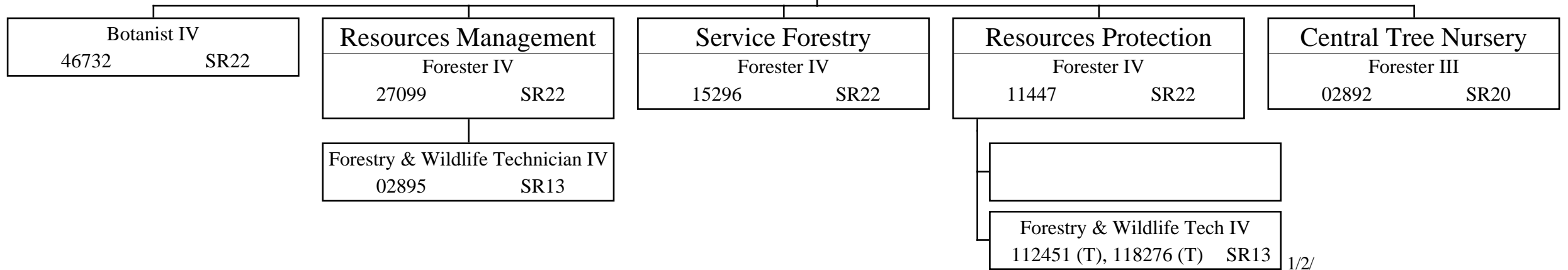
- 1/ Budgeted temp posns 117828 (T), 118285 (T) NTE 06-30-11.
- 2/ Budgeted temp posn 118277 (T) NTE 06-30-14.
- 3/ Budgeted temp posns 120330 (T), 120331 (T), 120332 (T) authorized effective 07-01-12, NTE 06-30-16 per Act 106, SLH 2012.
- 4/ Budgeted temp posns 118284 (T), 118286 (T), 118287 (T), 120948 (T) NTE 6-30-15.
- 5/ Established budgeted temp posn 121490 (T) effective 10-01-14, NTE 12-31-14 per Act 106, SLH 2012.
- 6/ Pos. 45494 redesc eff 11-26-14.
- 7/ Budgeted temp posn 120863 (T) NTE 12-31-14.

State of Hawaii
 Department of Land and Natural Resources
 Division of Forestry and Wildlife
 Hawaii Forests & Wildlife Resources Management Branch
 Hawaii Forests Resources Management Section
 Position Organization Chart

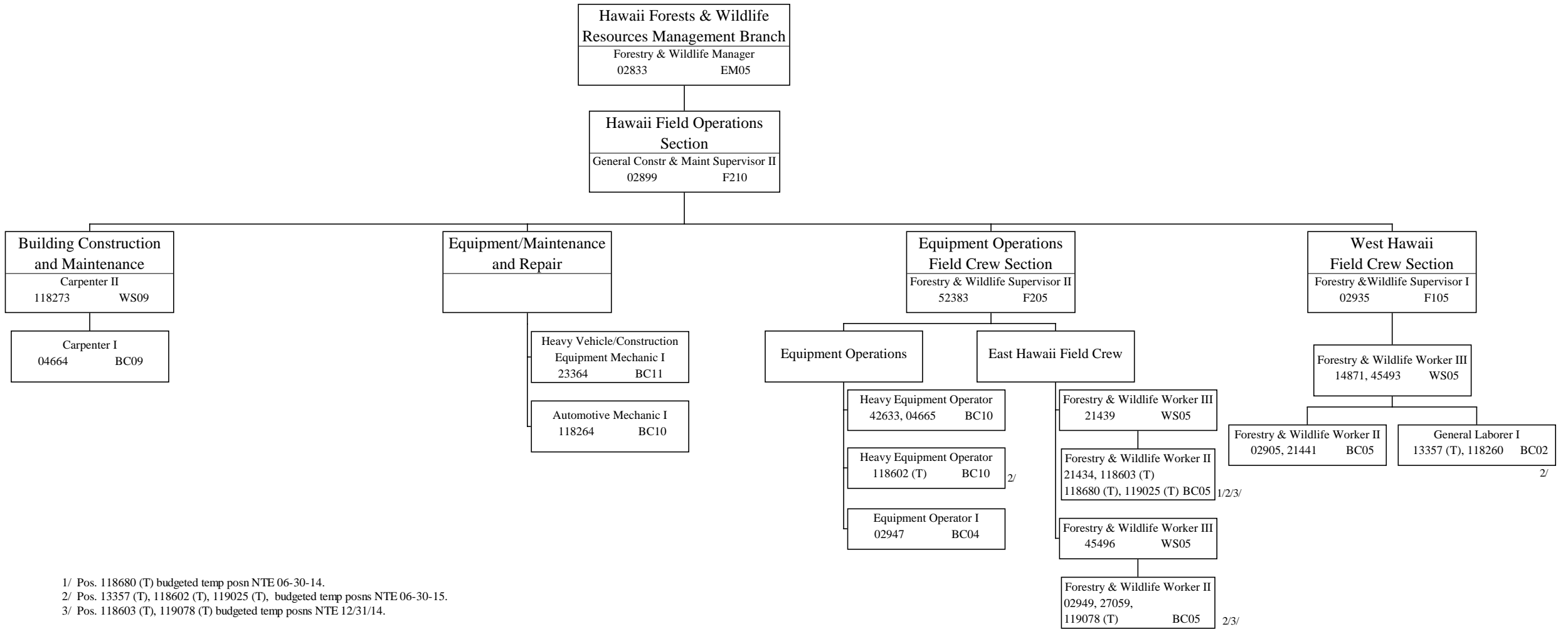
Hawaii Forests & Wildlife Resources Management Branch	
Forestry & Wildlife Manager	
02883	EM05

Hawaii Forests Resources Management Section	
Forest Management Supervisor II	
11632	SR26

1/ Budgeted temp pos. 112451 (T) NTE 06-30-11.
 2/ Budgeted temp pos. 118276 (T) NTE 06-30-15.



State of Hawaii
 Department of Land and Natural Resources
 Division of Forestry & Wildlife
 Hawaii Forests & Wildlife Resources Management Branch
 Hawaii Field Operations Section
 Position Organization Chart



1/ Pos. 118680 (T) budgeted temp posn NTE 06-30-14.
 2/ Pos. 13357 (T), 118602 (T), 119025 (T), budgeted temp posns NTE 06-30-15.
 3/ Pos. 118603 (T), 119078 (T) budgeted temp posns NTE 12/31/14.

State of Hawaii
 Department of Land and Natural Resources
 Division of Forestry and Wildlife
 Maui/Molokai/Lanai Forests & Wildlife Resources Management Branch
 Position Organization Chart

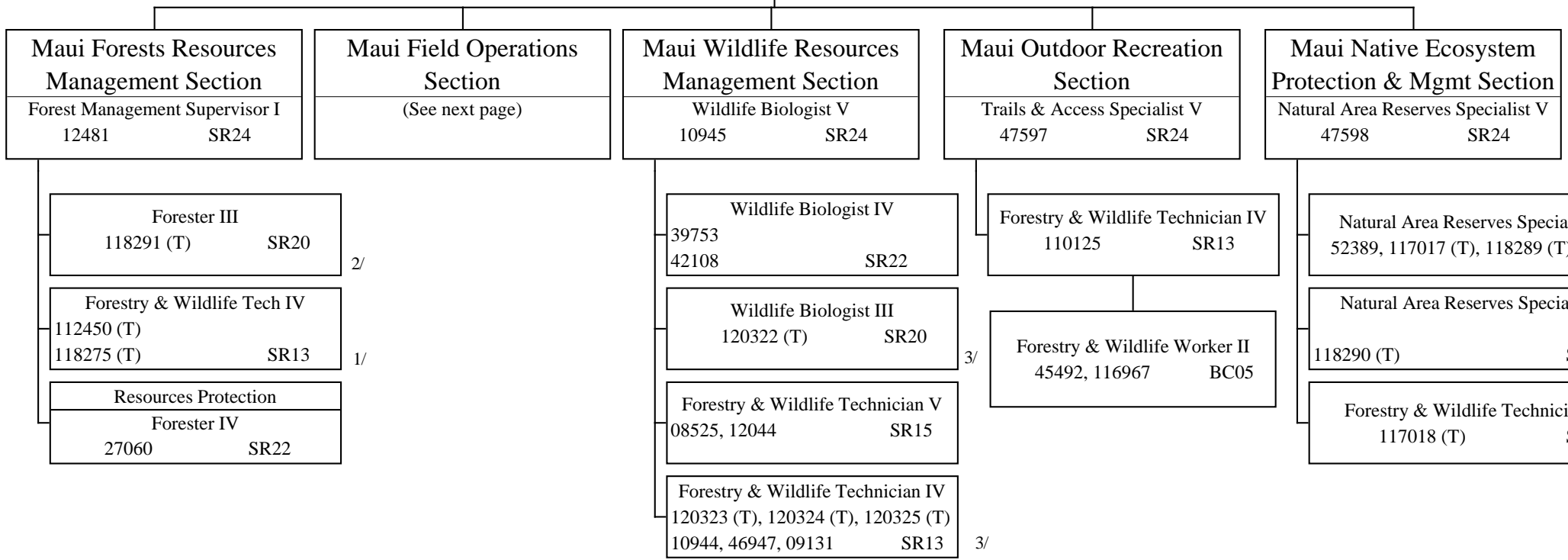
Maui/Molokai/Lanai Forests & Wildlife Resources Management Branch	
Forestry & Wildlife Manager	
02885	EM05

1/ Pos. 112450 (T), 117017 (T), 117018 (T), 118275 (T), 118289 (T), 118290 (T) budgeted temp posns NTE 06-30-15.
 2/ Pos. 118291 (T) budgeted temp posn NTE 06-30-11.
 3/ Budgeted temp posns 120322 (T), 120323 (T), 120324 (T), 120325 (T) authorized effective 07-01-12, NTE 06-30-16 per Act 106, SLH 2012.

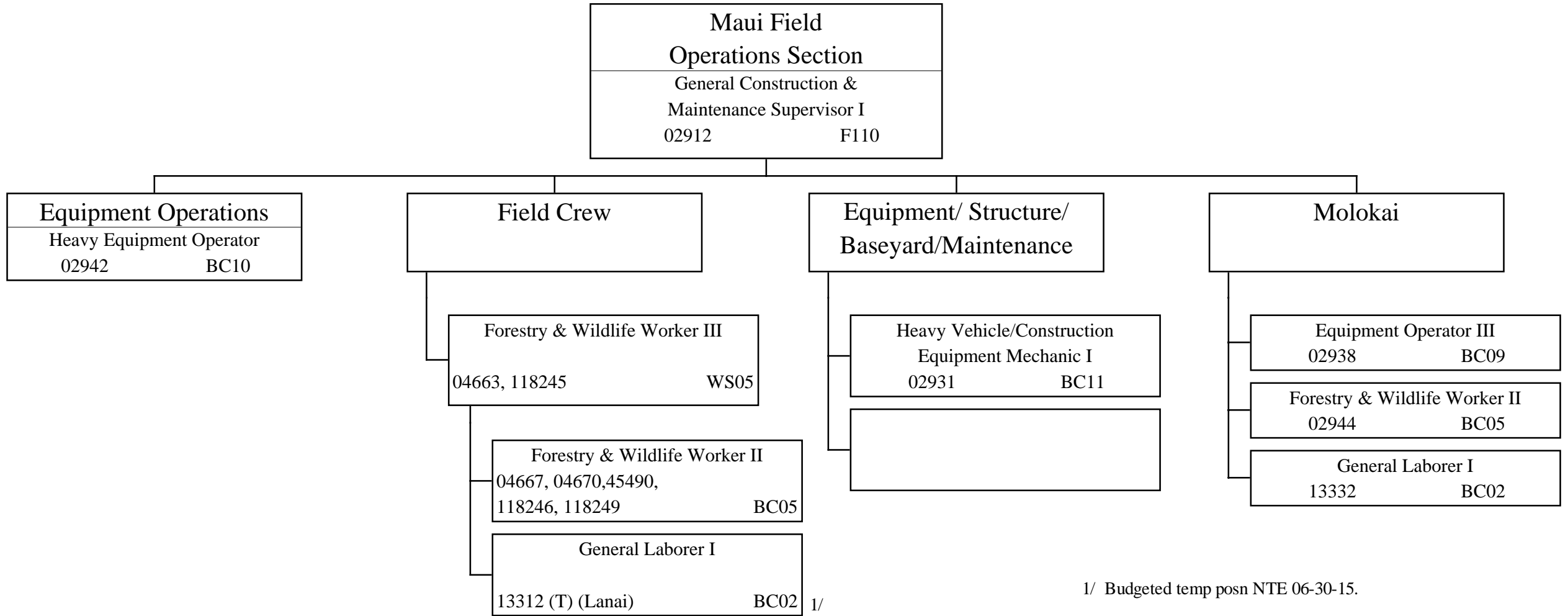
Clerical Services	
Secretary I	
02940	SR12

Account Clerk II	
38928	SR08

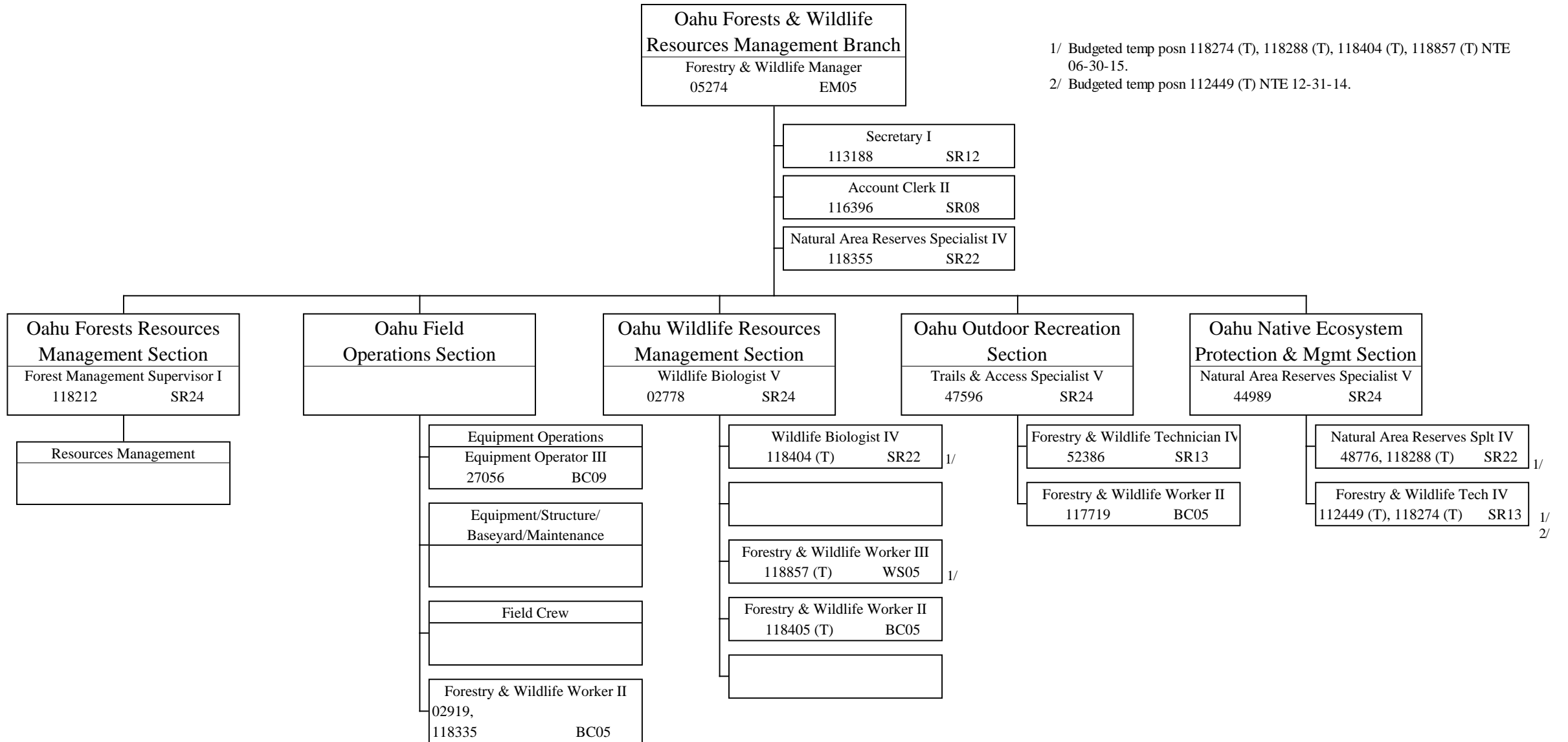
Office Assistant III	
118263	SR08



State of Hawaii
 Department of Land and Natural Resources
 Division of Forestry and Wildlife
 Maui/Molokai/Lanai Forests & Wildlife Resources Management Branch
 Maui Field Operations Section
 Position Organization Chart

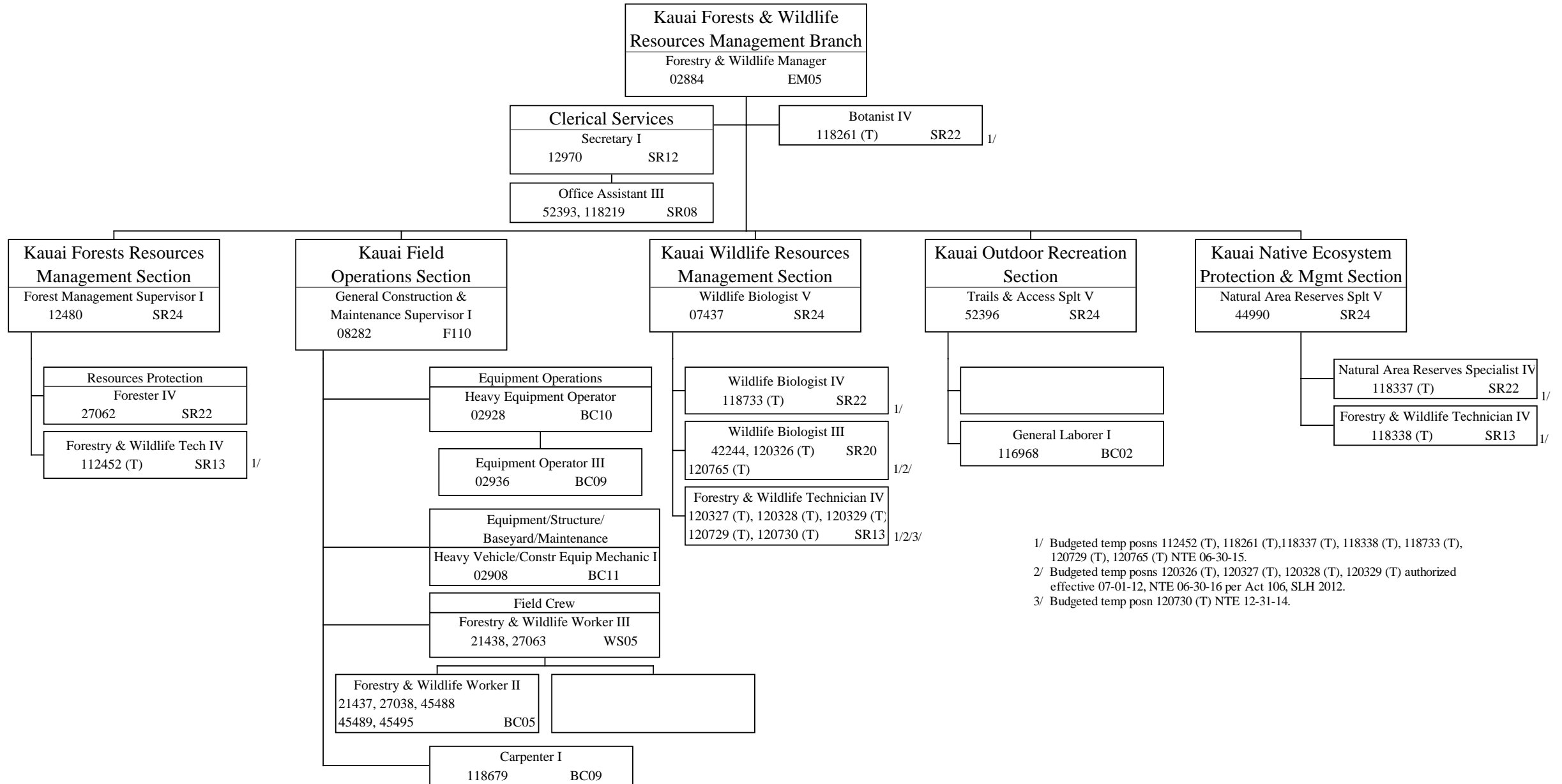


State of Hawaii
 Department of Land and Natural Resources
 Division of Forestry and Wildlife
 Oahu Forests and Wildlife Resources Management Branch
 Position Organization Chart



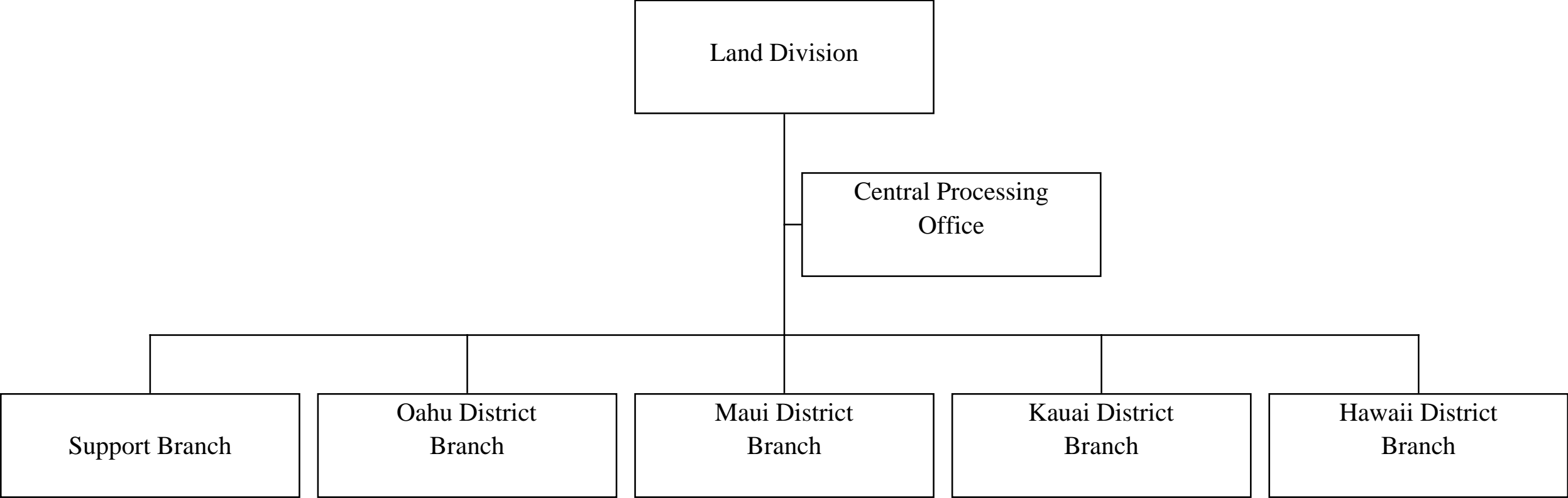
1/ Budgeted temp posn 118274 (T), 118288 (T), 118404 (T), 118857 (T) NTE 06-30-15.
 2/ Budgeted temp posn 112449 (T) NTE 12-31-14.

State of Hawaii
 Department of Land and Natural Resources
 Division of Forestry and Wildlife
 Kauai Forests and Wildlife Resources Management Branch
 Position Organization Chart

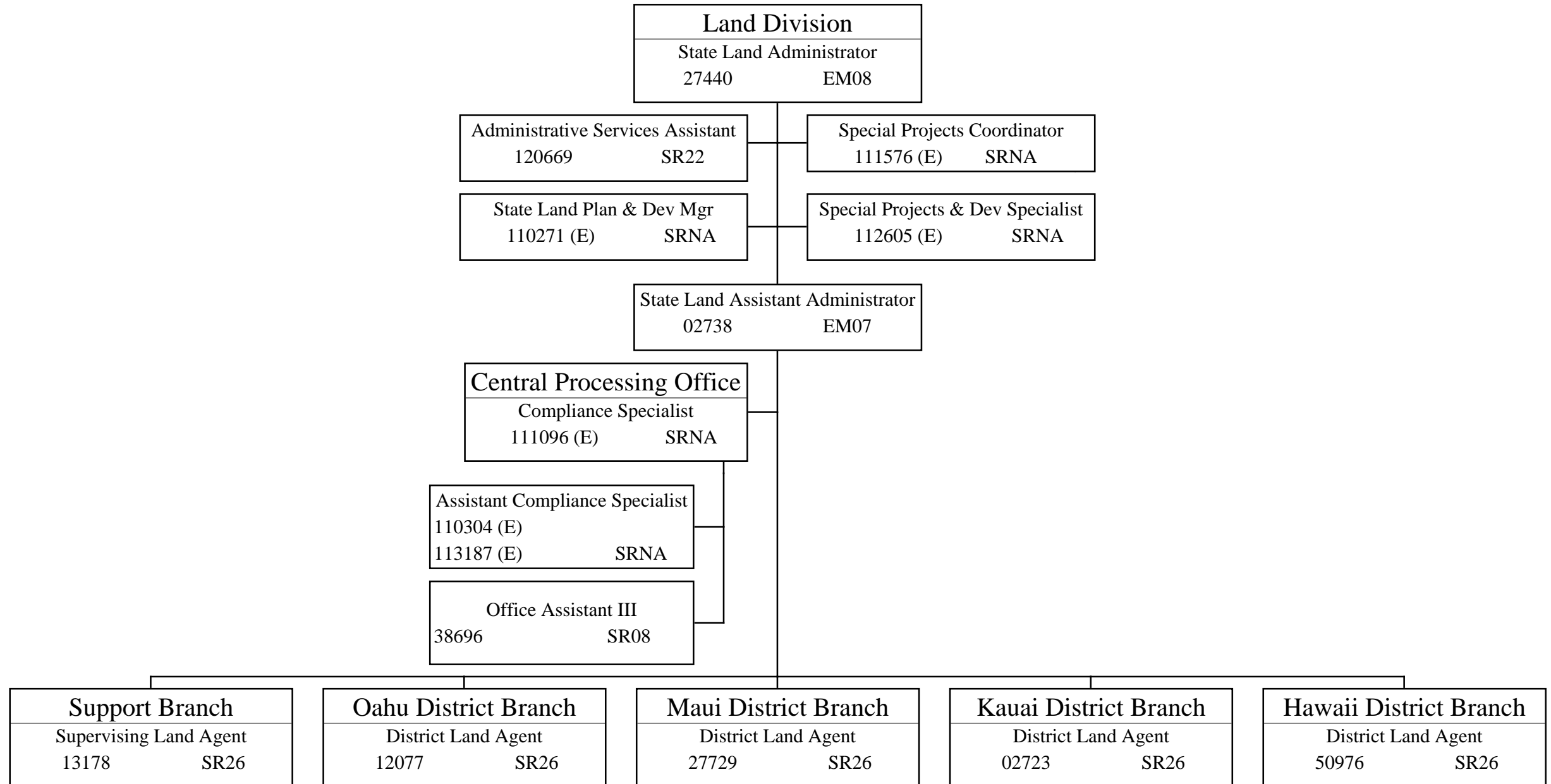


1/ Budgeted temp posns 112452 (T), 118261 (T), 118337 (T), 118338 (T), 118733 (T), 120729 (T), 120765 (T) NTE 06-30-15.
 2/ Budgeted temp posns 120326 (T), 120327 (T), 120328 (T), 120329 (T) authorized effective 07-01-12, NTE 06-30-16 per Act 106, SLH 2012.
 3/ Budgeted temp posn 120730 (T) NTE 12-31-14.

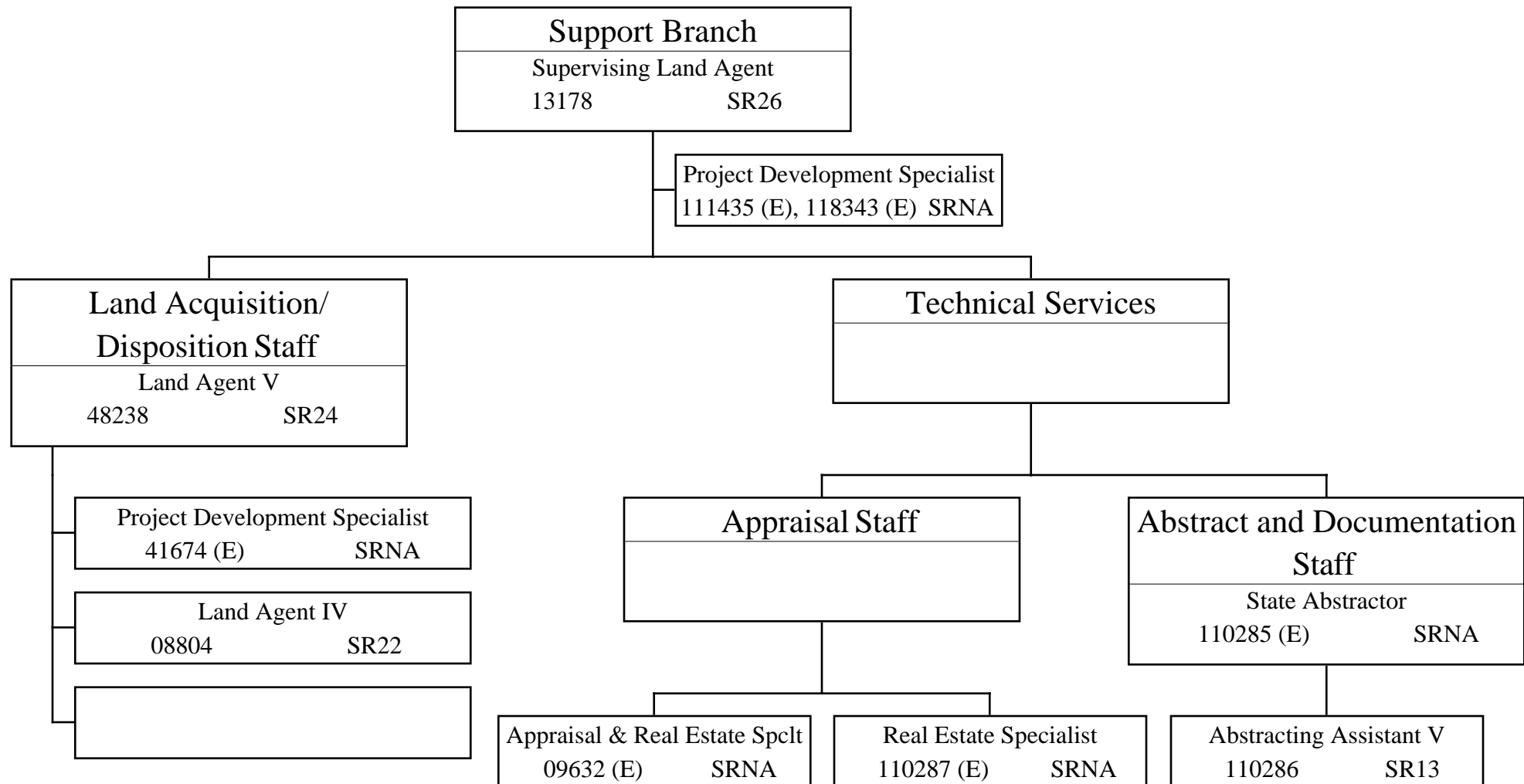
State of Hawaii
Department of Land and Natural Resources
Land Division
Position Organization Chart



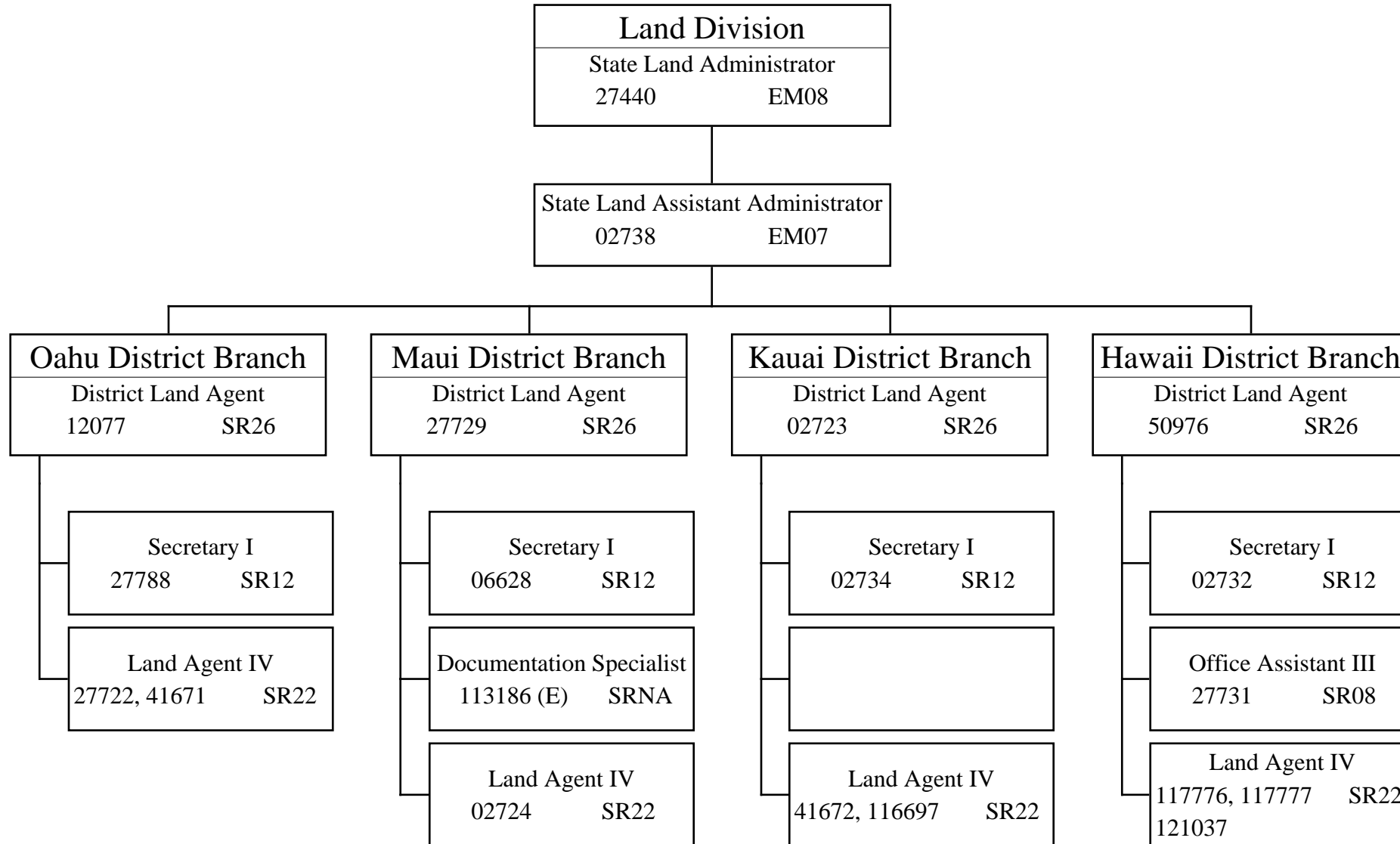
State of Hawaii
 Department of Land and Natural Resources
 Land Division
 Position Organization Chart



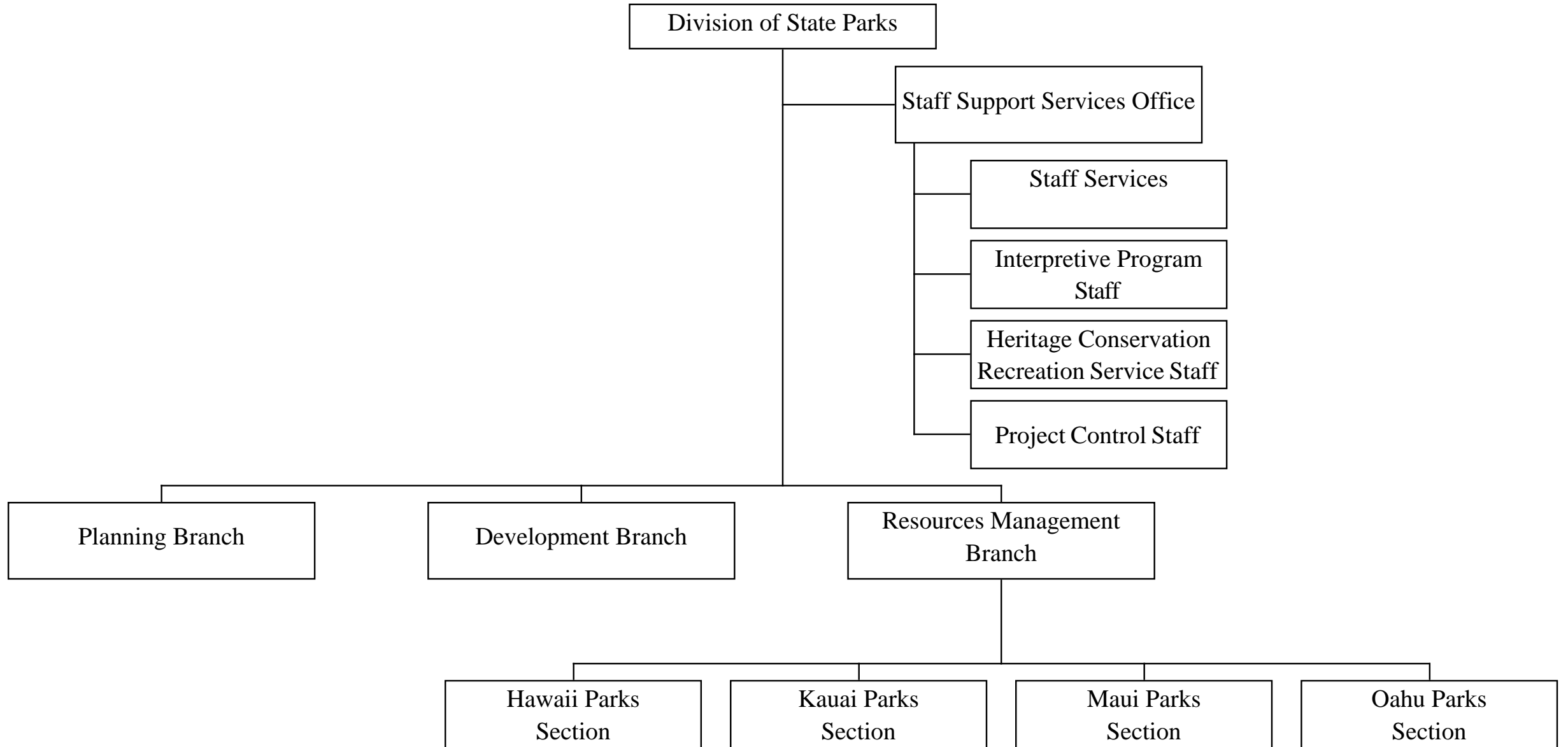
State of Hawaii
 Department of Land and Natural Resources
 Land Division
 Support Branch
 Position Organization Chart



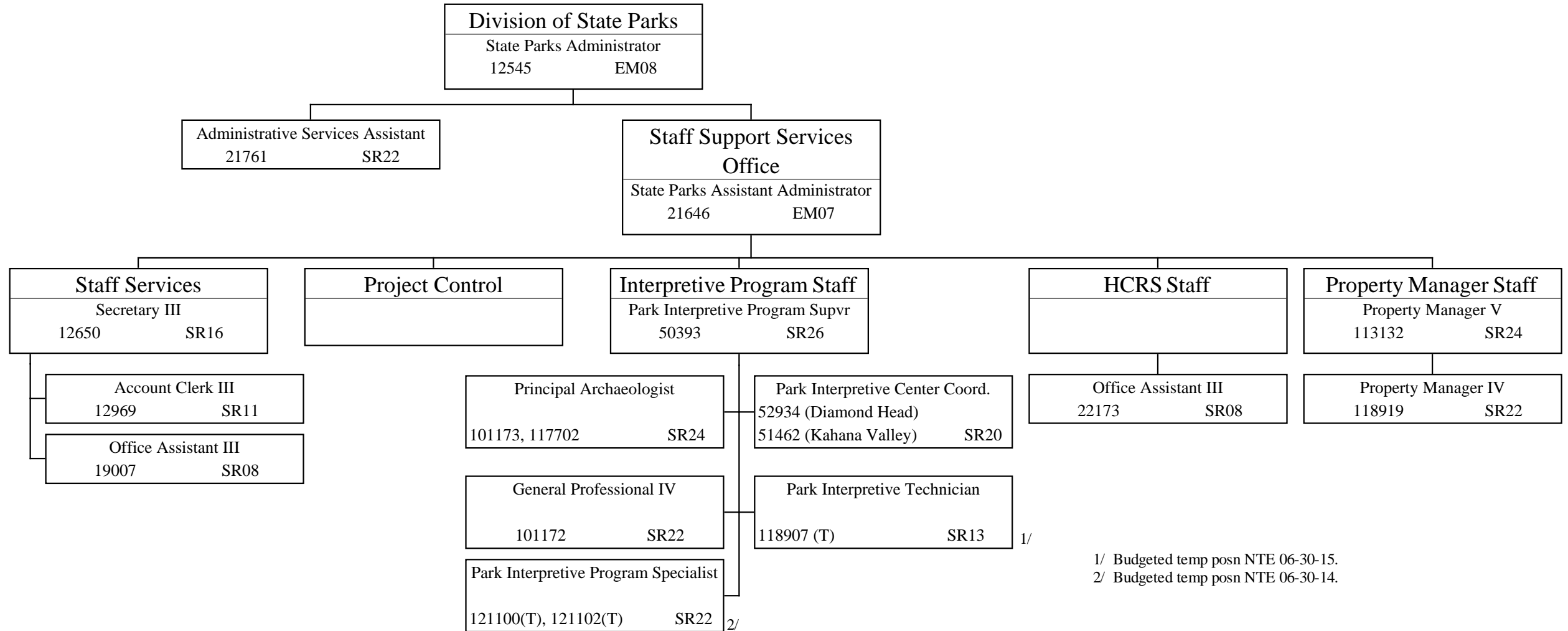
State of Hawaii
 Department of Land and Natural Resources
 Land Division
 Land Division District Branches
 Position Organization Chart



State of Hawaii
Department of Land and Natural Resources
Division of State Parks
Position Organization Chart

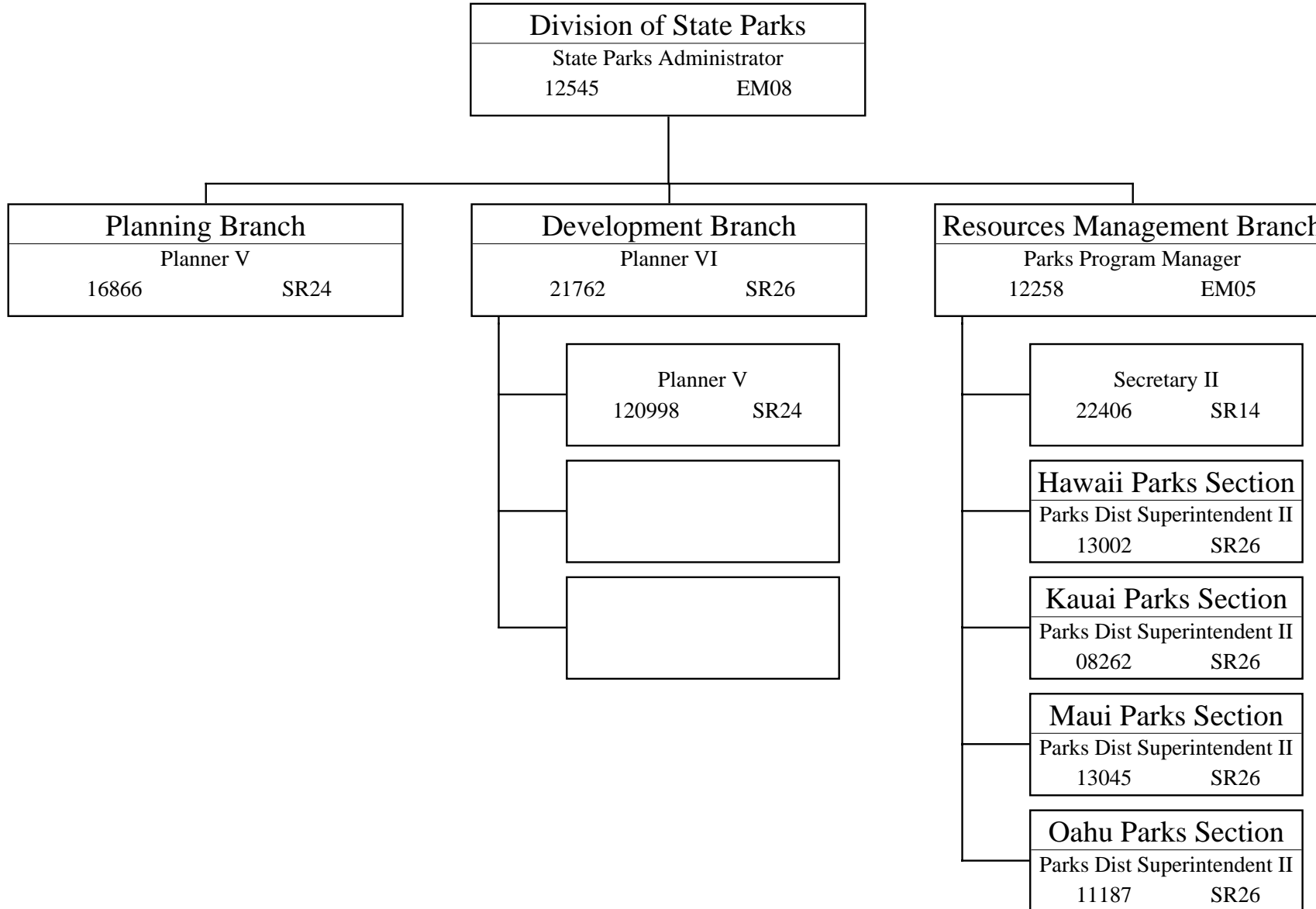


State of Hawaii
 Department of Land and Natural Resources
 Division of State Parks
 Administrative and Staff Support Services Office
 Position Organization Chart



1/ Budgeted temp posn NTE 06-30-15.
 2/ Budgeted temp posn NTE 06-30-14.

State of Hawaii
 Department of Land and Natural Resources
 Division of State Parks
 Planning, Development & Resources Mgmt Branches



State of Hawaii
 Department of Land and Natural Resources
 Division of State Parks
 Resources Management Branch
 Hawaii Parks Section
 Position Organization Chart

Hawaii Parks Section	
Parks District Superintendent II	
13002	SR26

Secretary I	
15768	SR12

Office Assistant III	
23985	SR08

--	--

Wailoa Center Unit	
Park Interpretive Center Coordinator	
21435	SR20

East Hawaii Unit	
Park Maintenance Supervisor II	
14933	F204

West Hawaii Unit	
Park Maintenance Supervisor II	
11775	F204

Wailoa River Sub-Unit	
Park Caretaker III	
12799	BC06

East Hawaii Field Operations Sub Unit	
Park Caretaker III	
14934, 22306	BC06

Kona Sub Unit	
----------------------	--

Hapuna Sub-Unit	
Park Caretaker III	
02690	BC06

Lapakahi Sub-Unit	
--------------------------	--

Park Caretaker II	
17627, 11186	
27058, 118205	BC04

Park Caretaker II	
12050, 32290	
32292, 118204	BC04

Park Caretaker II	
40822, 47161	BC04
30228, 117624	

Park Caretaker II	
19171,	BC04
47159, 118203	

Park Caretaker II	
117748, 117556	BC04

General Laborer I	
117623	BC02

--	--

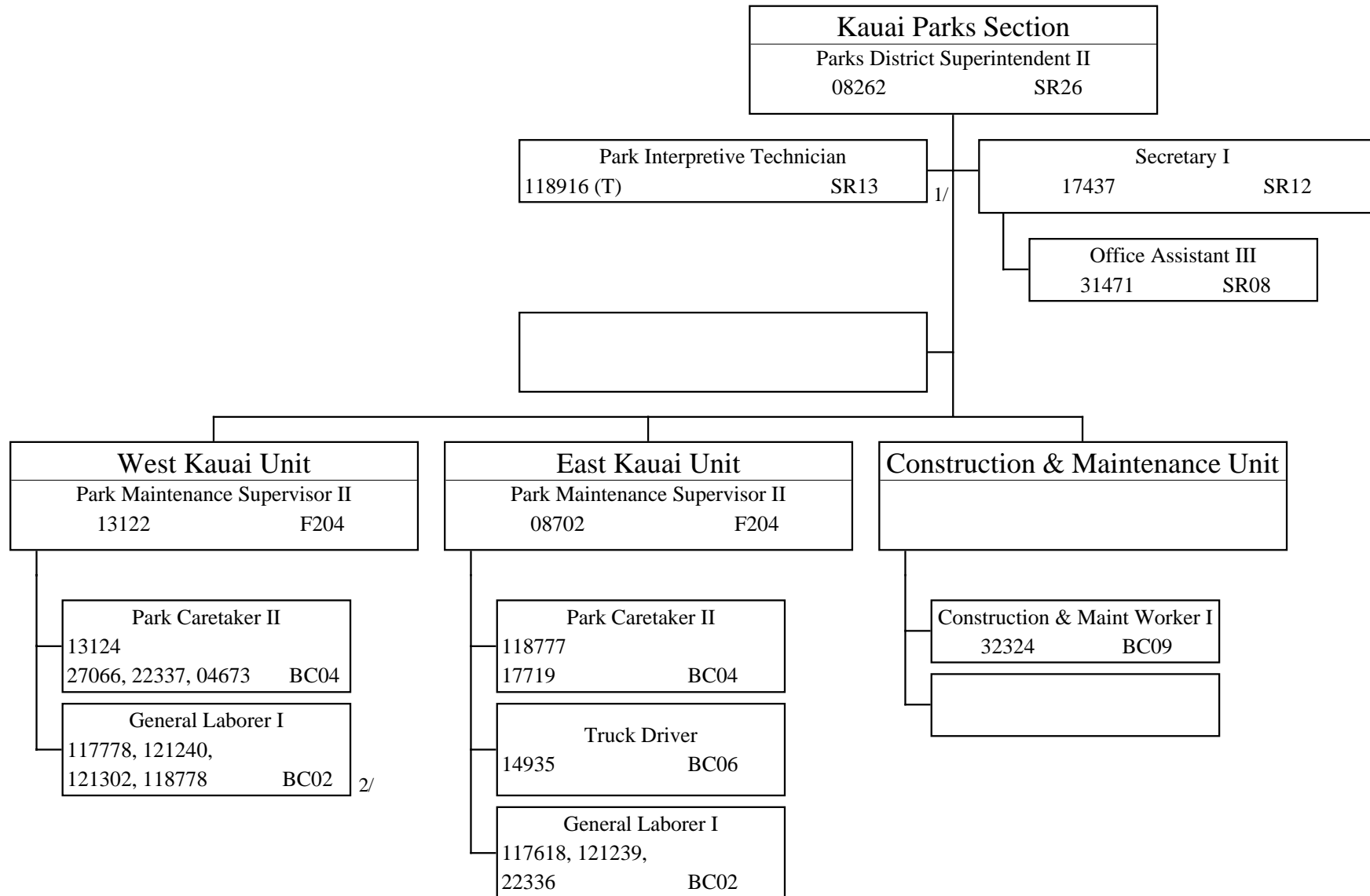
General Laborer I	
35370	BC02

General Laborer I	
17626, 117622, 47159	BC02

Educational Assistant III	
117749, 117750	SR08

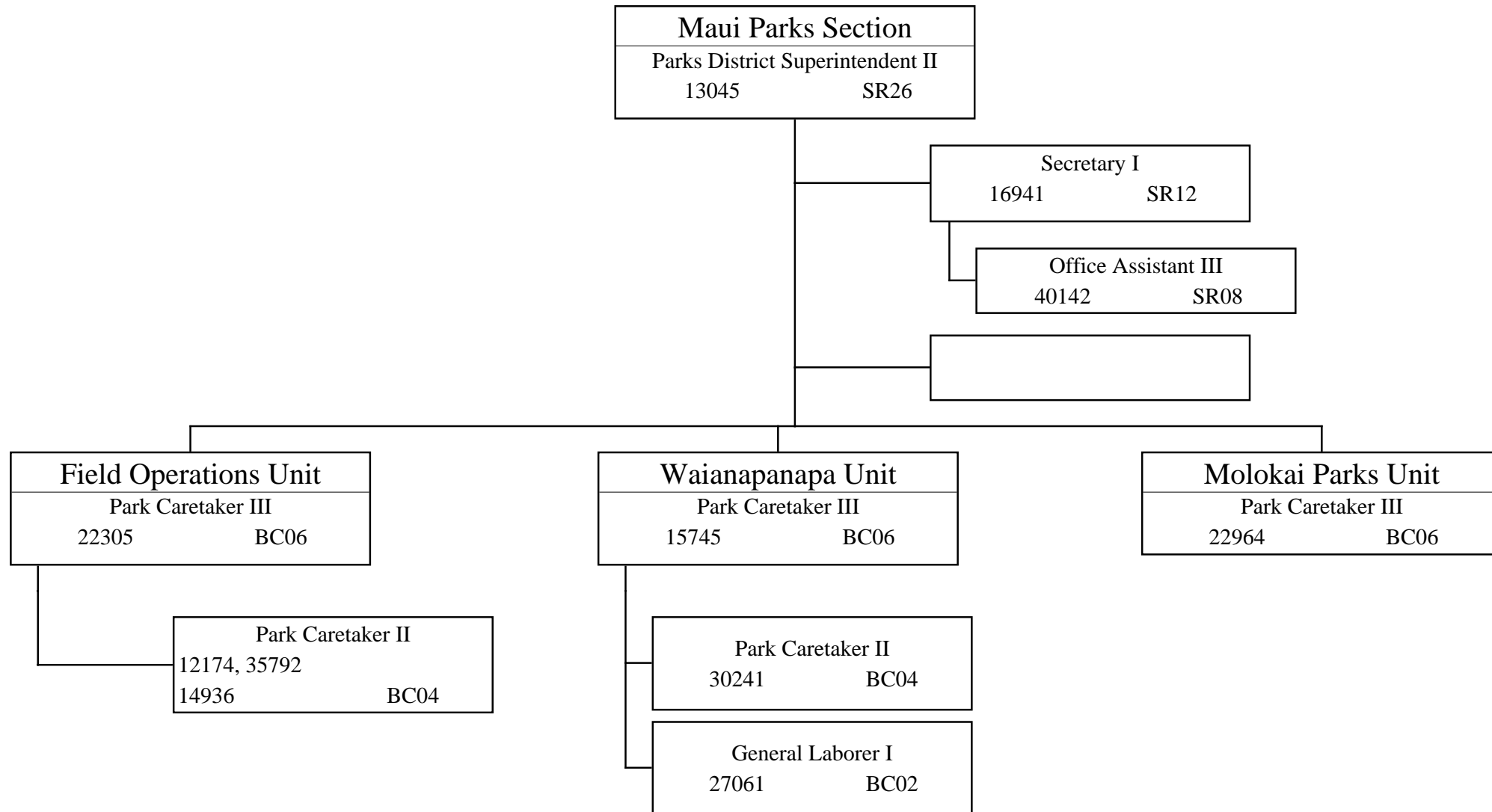
1/ Pos. 47159 redesc effective 08-07-14.

State of Hawaii
 Department of Land and Natural Resources
 Division of State Parks
 Resources Management Branch
 Kauai Parks Section
 Position Organization Chart

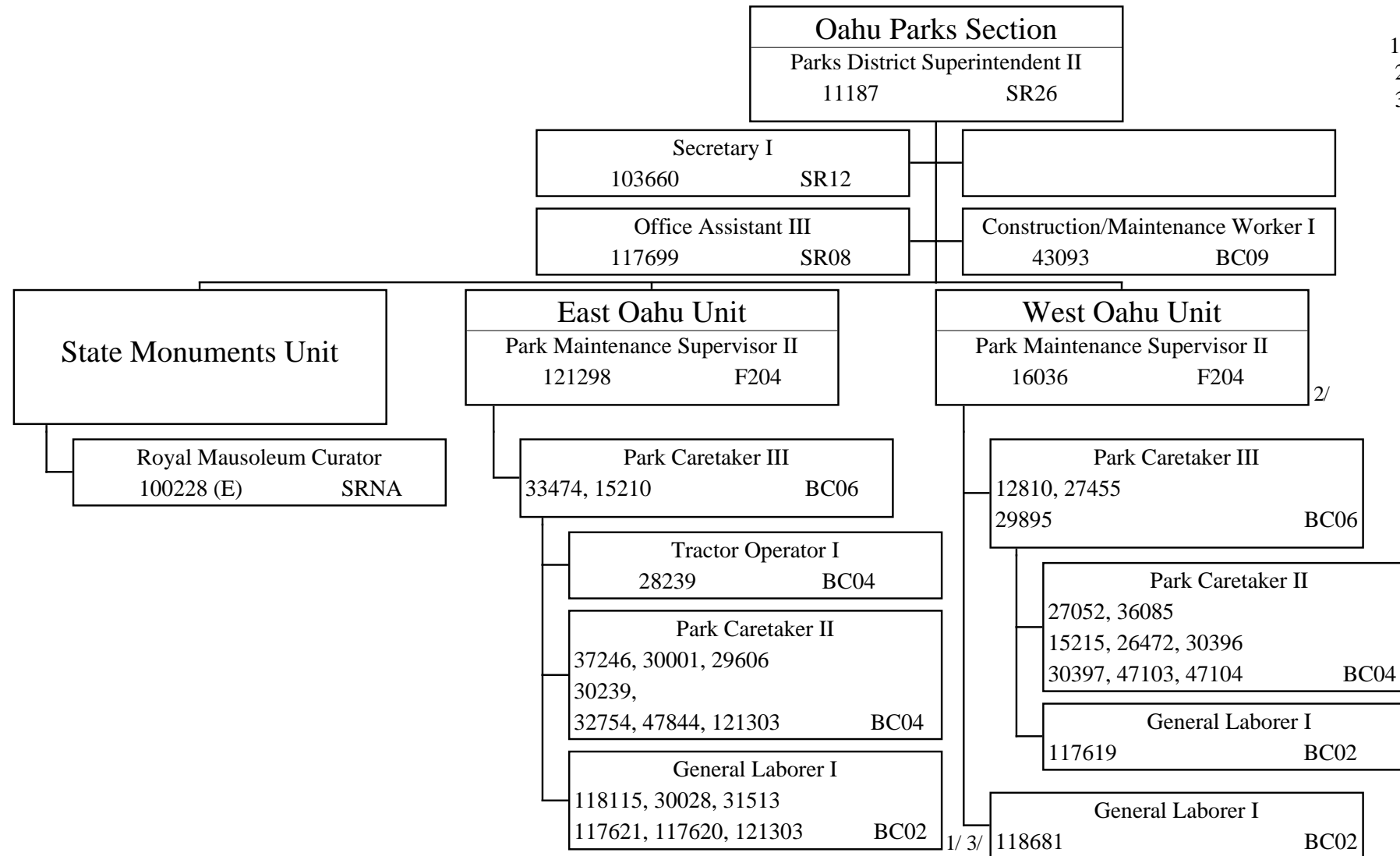


1/ Budgeted temp posn NTE 06-30-15.
 2/ Pos. 118778 redesc effective 10-06-14.

State of Hawaii
 Department of Land and Natural Resources
 Division of State Parks
 Resources Management Branch
 Maui Parks Section
 Position Organization Chart

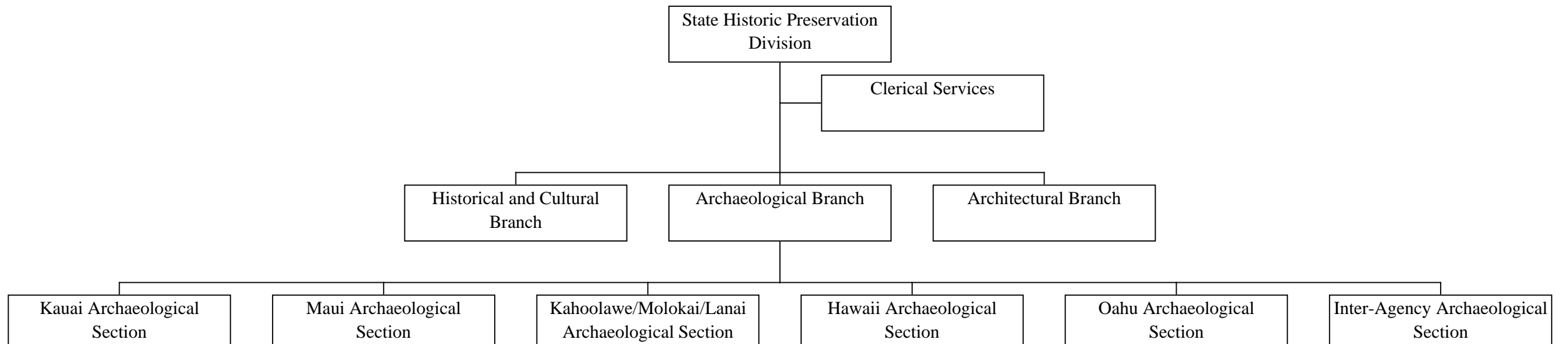


State of Hawaii
 Department of Land and Natural Resources
 Division of State Parks
 Resources Management Branch
 Oahu Parks Section
 Position Organization Chart

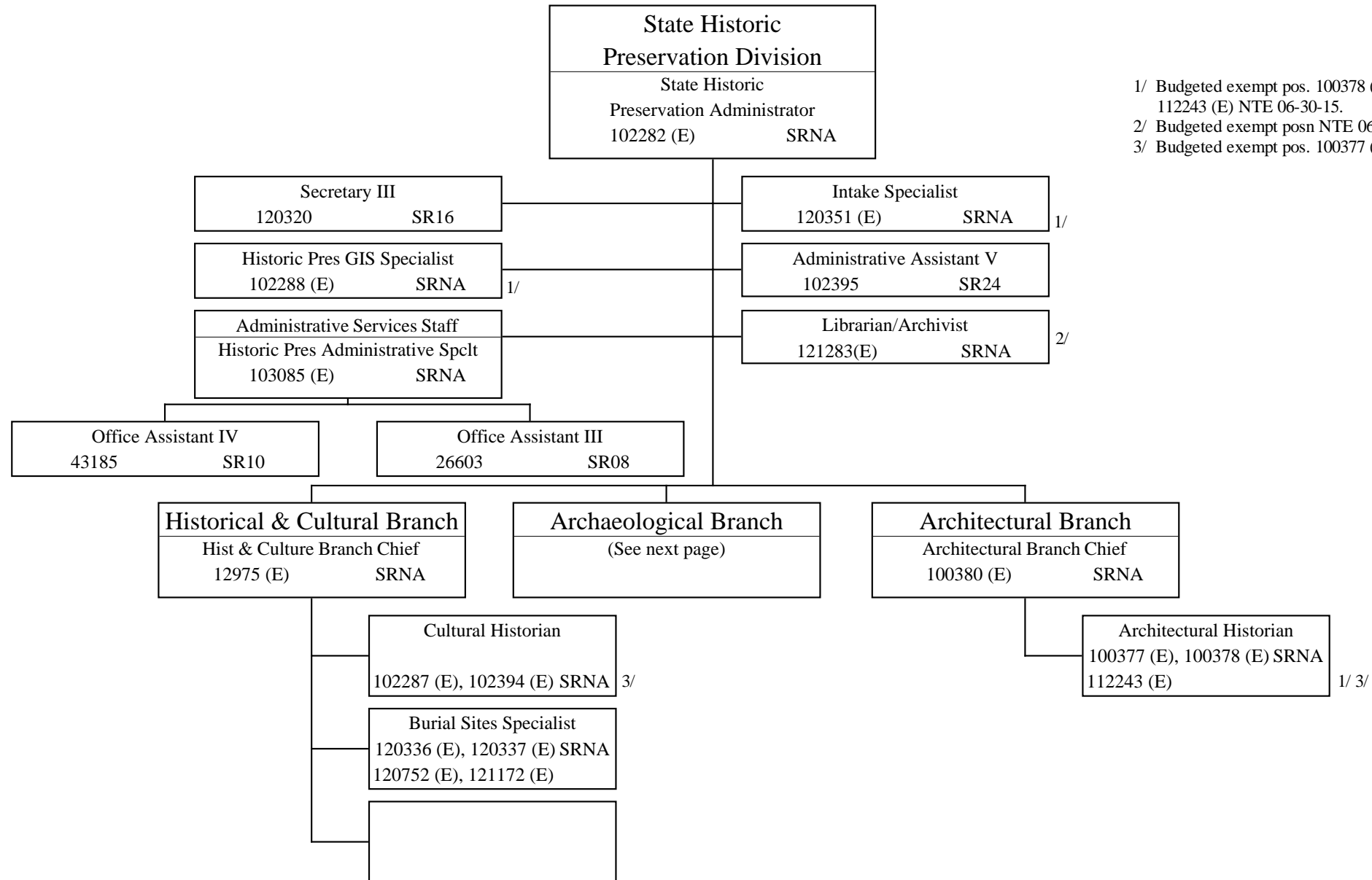


1/ Pos. 121303 redsec effective 07-31-14.
 2/ Pos. 16036 redesc effective 10-10-14.
 3/ Pos. 31513 redesc effective 11-02-14.

State of Hawaii
Department of Land and Natural Resources
State Historic Preservation Division
Position Organization Chart

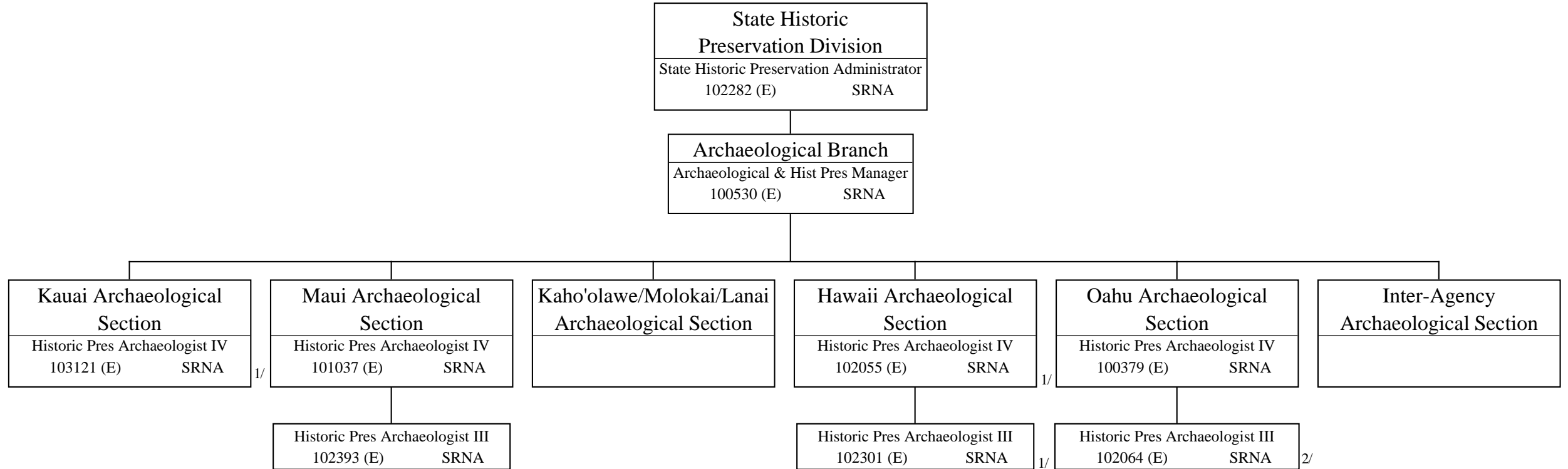


State of Hawaii
 Department of Land and Natural Resources
 State Historic Preservation Division
 Position Organization Chart



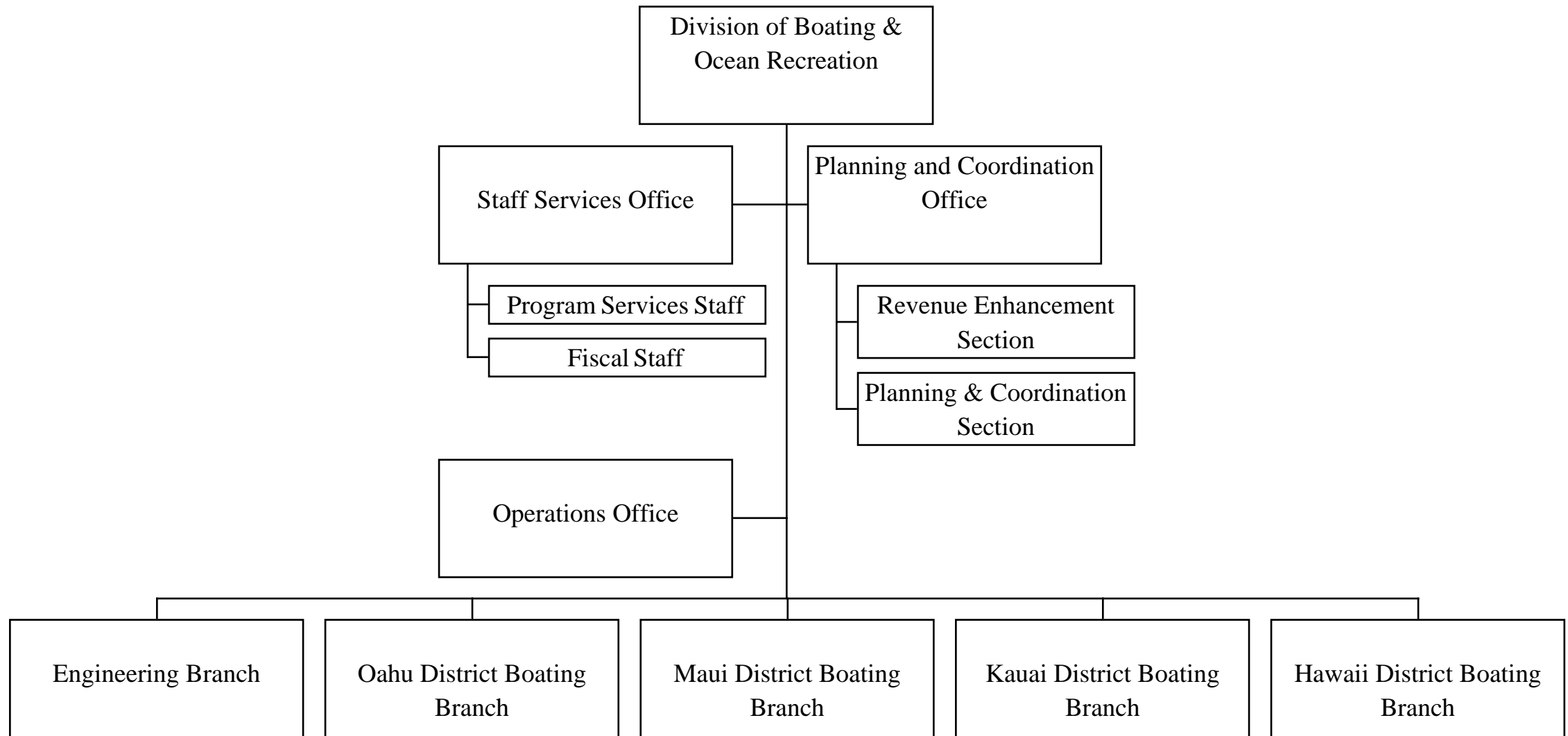
1/ Budgeted exempt pos. 100378 (E), 102288 (E), 120351 (E)
 112243 (E) NTE 06-30-15.
 2/ Budgeted exempt posn NTE 06-30-14.
 3/ Budgeted exempt pos. 100377 (E), 102287 (E), NTE 12-31-14.

State of Hawaii
 Department of Land and Natural Resources
 State Historic Preservation Division
 Archaeological Branch
 Position Organization Chart

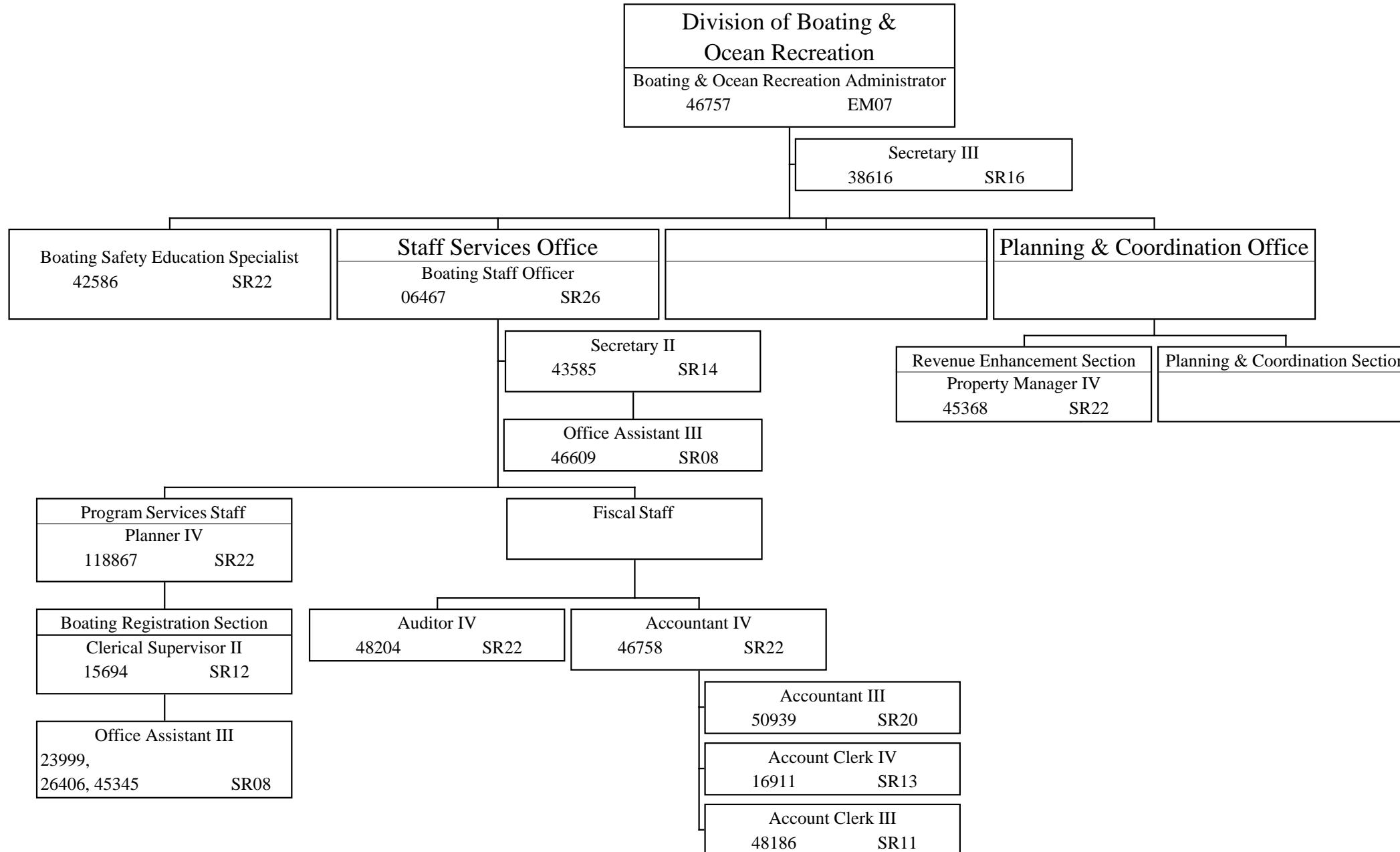


1/ Budgeted exempt posns NTE 06-30-15.
 2/ Budgeted exempt posn 102064 (E) NTE 12-31-14.

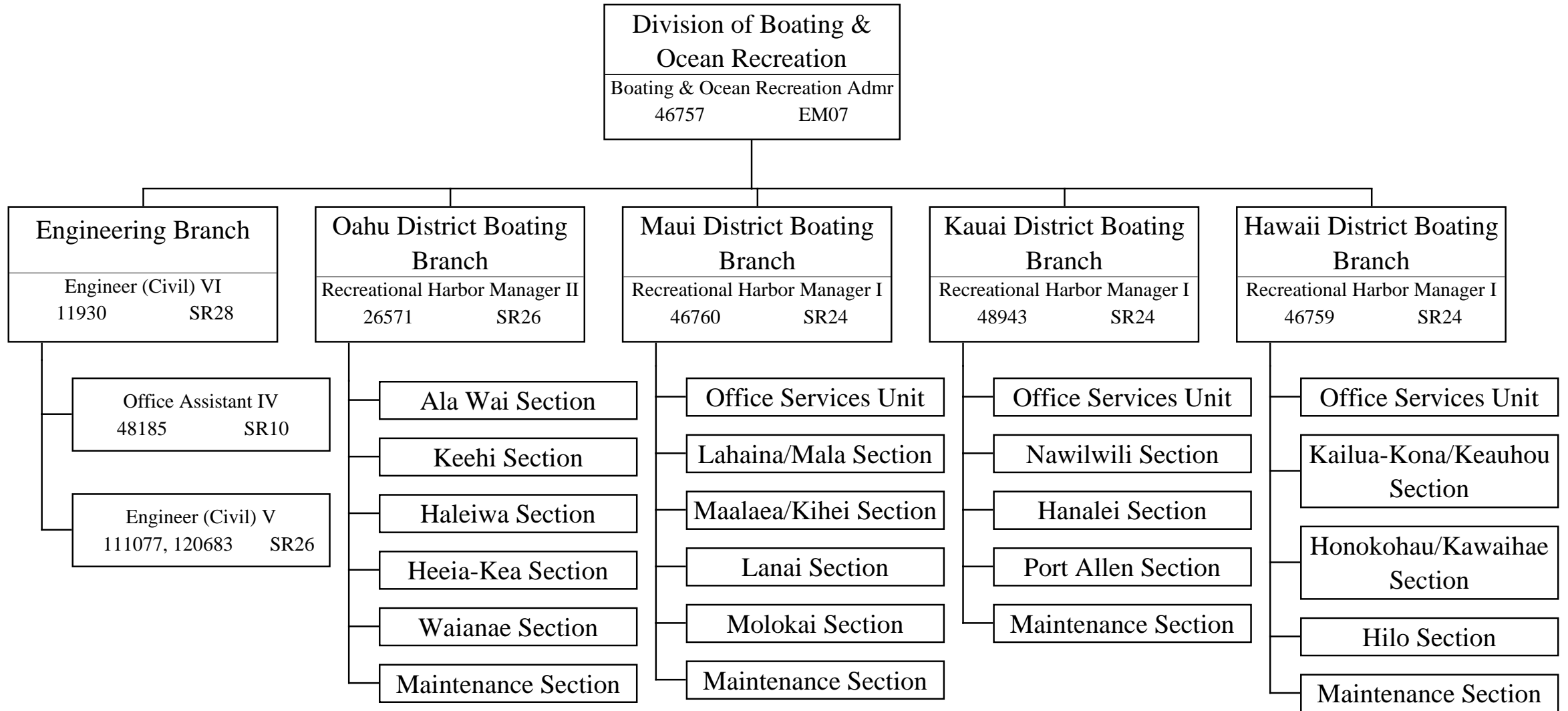
State of Hawaii
Department of Land and Natural Resources
Division of Boating and Ocean Recreation
Position Organization Chart



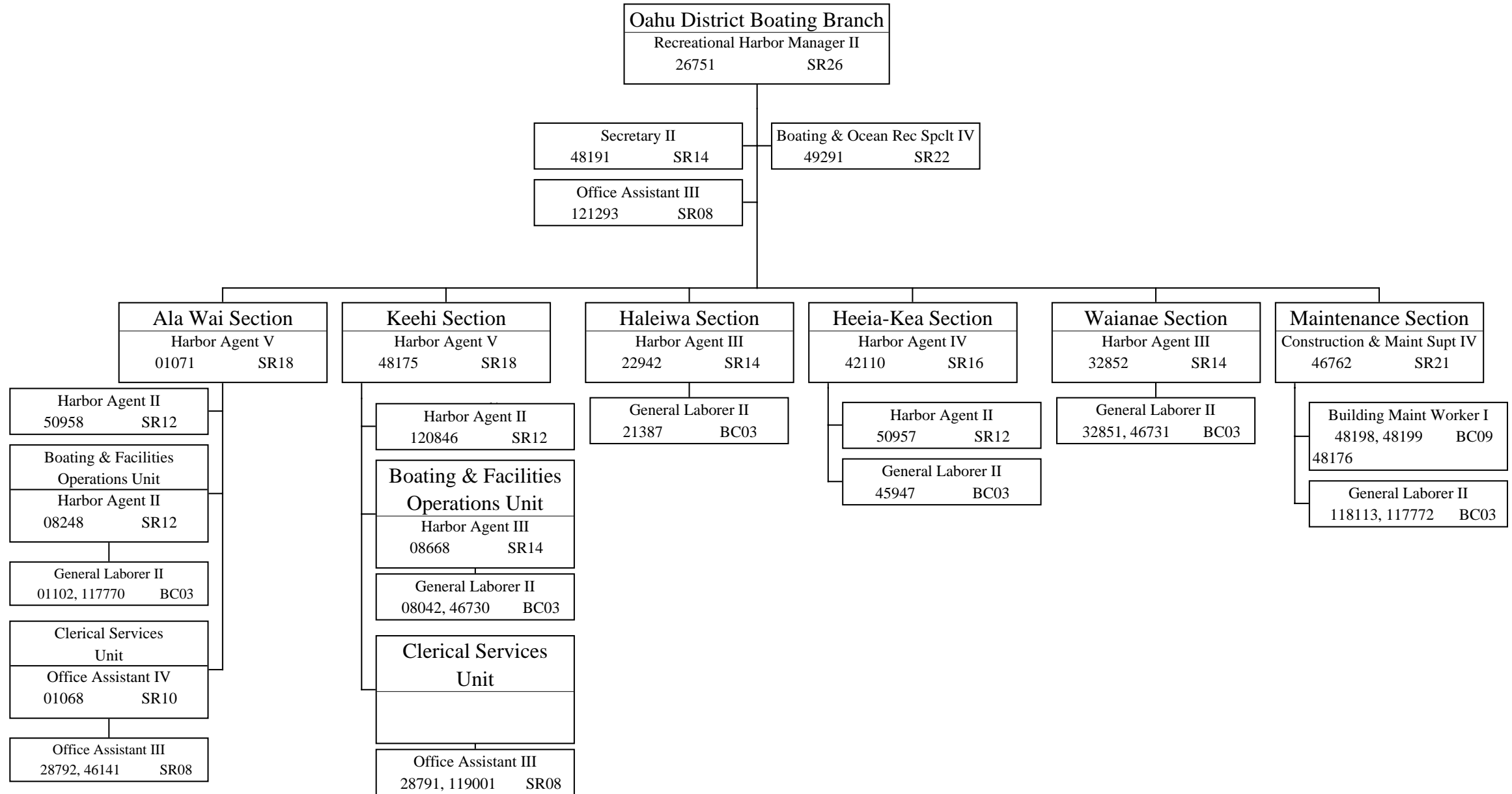
State of Hawaii
 Department of Land and Natural Resources
 Division of Boating and Ocean Recreation
 Administration and Staff Support Offices
 Position Organization Chart



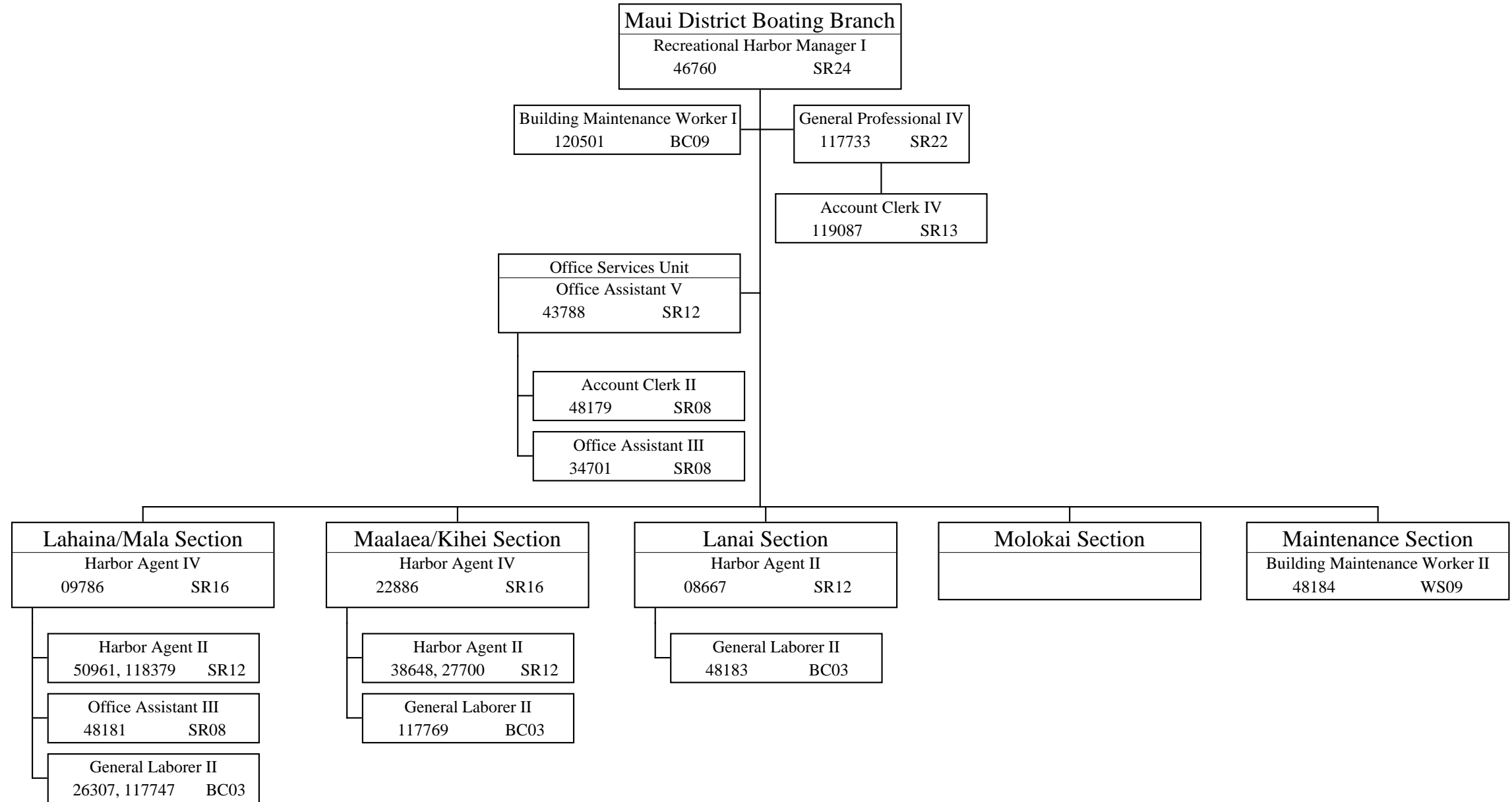
State of Hawaii
 Department of Land and Natural Resources
 Division of Boating and Ocean Recreation
 Engineering and District Boating Branches
 Position Organization Chart



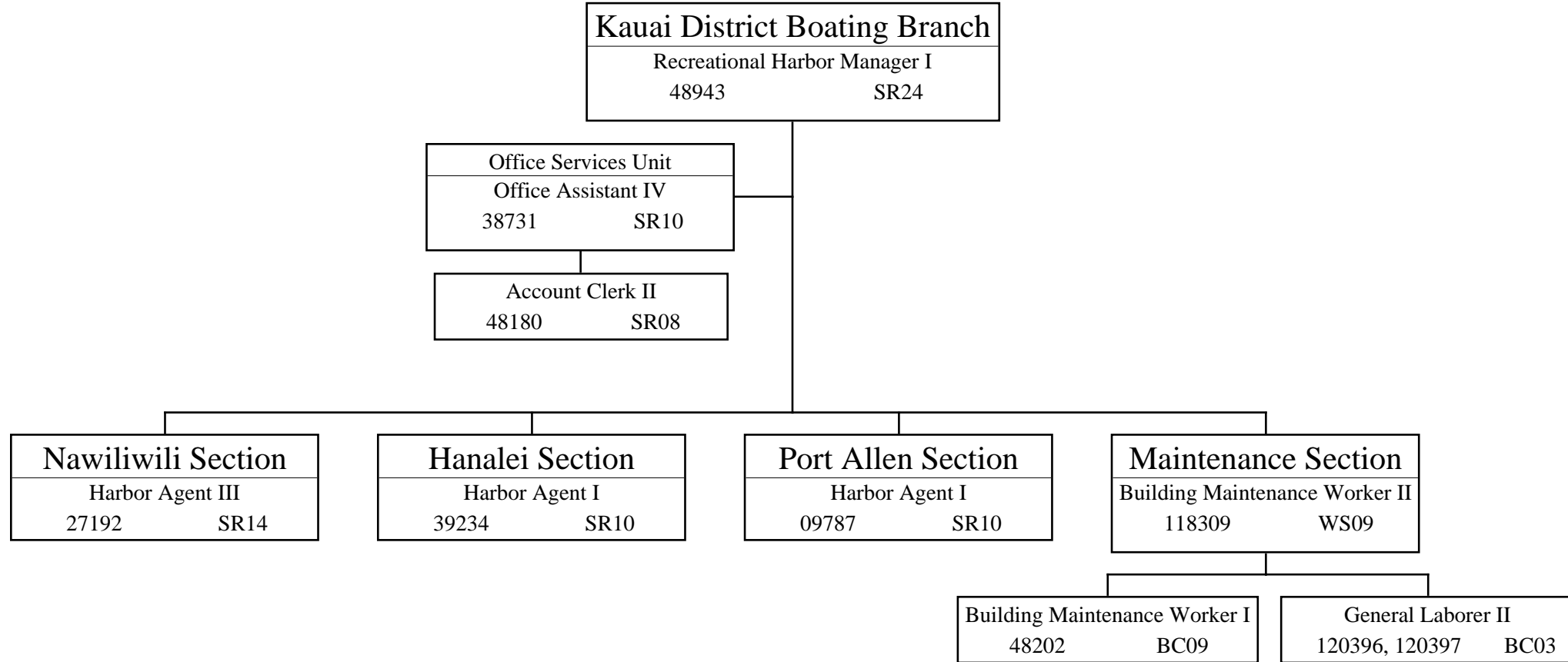
State of Hawaii
 Department of Land and Natural Resources
 Division of Boating & Ocean Recreation
 Oahu District Boating Branch
 Position Organization Chart



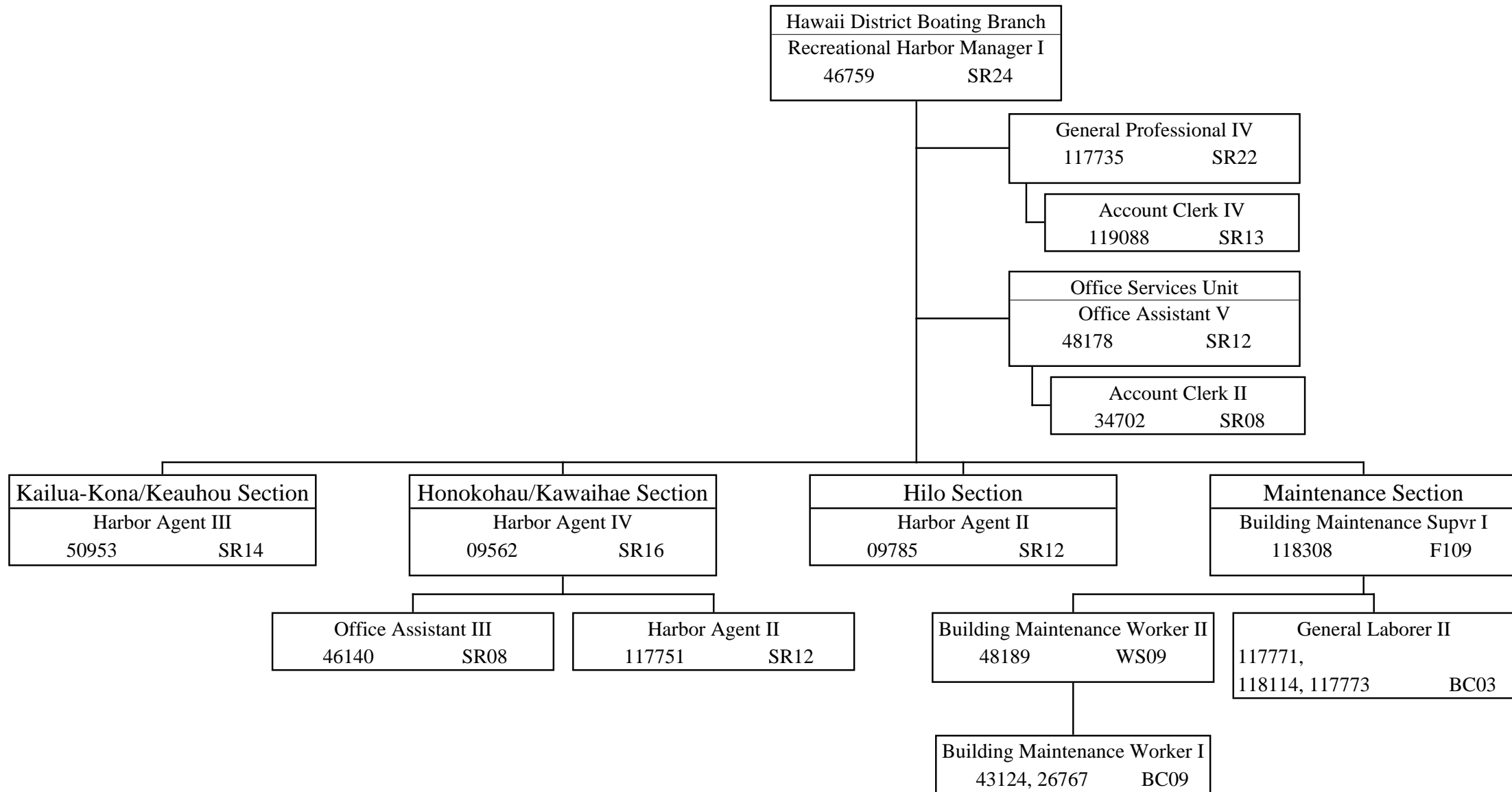
State of Hawaii
 Department of Land and Natural Resources
 Division of Boating and Ocean Recreation
 Position Organization Chart



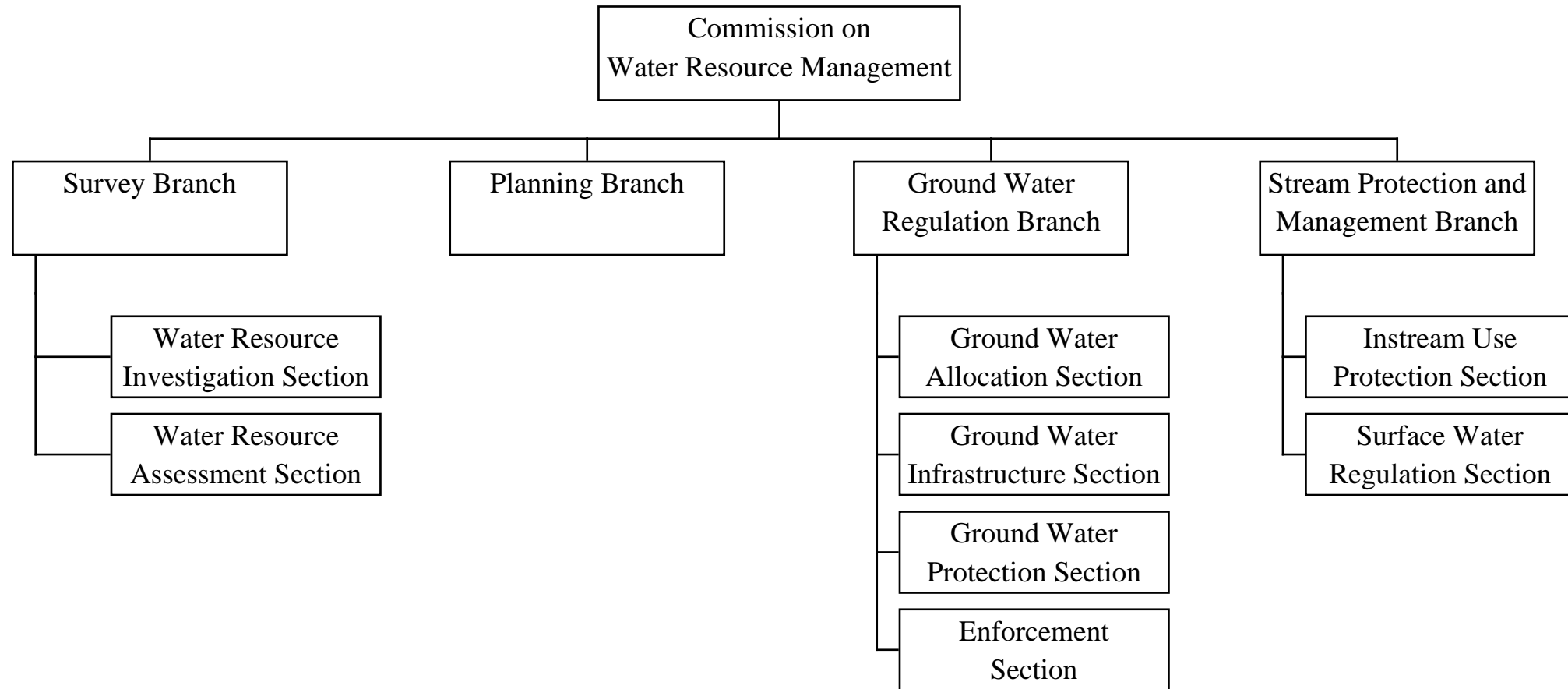
State of Hawaii
 Department of Land and Natural Resources
 Division of Boating and Ocean Recreation
 Kauai District Boating Branch
 Position Organization Chart



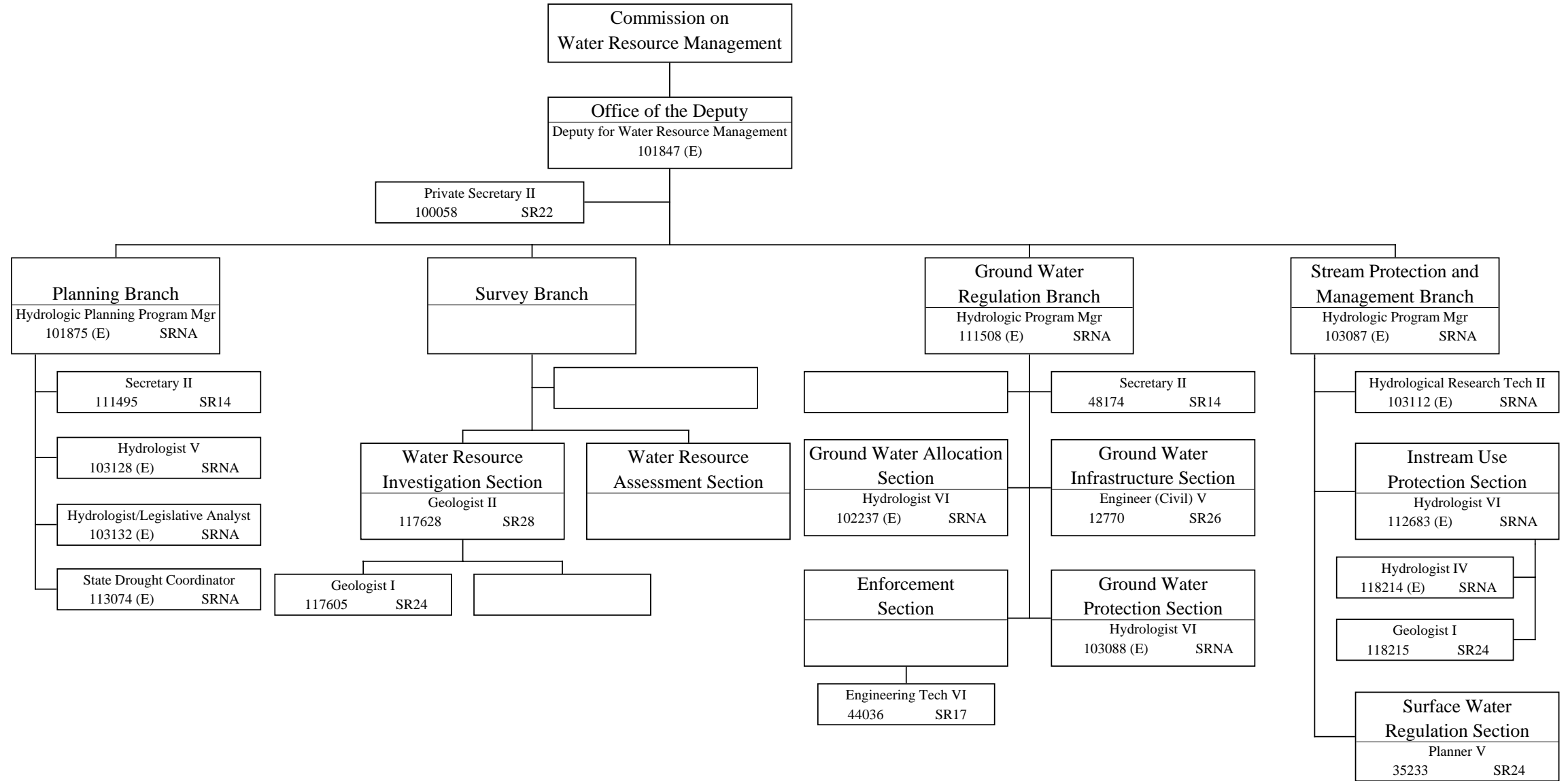
State of Hawaii
 Department of Land and Natural Resources
 Division of Boating and Ocean Recreation
 Hawaii District Boating Branch
 Position Organization Chart



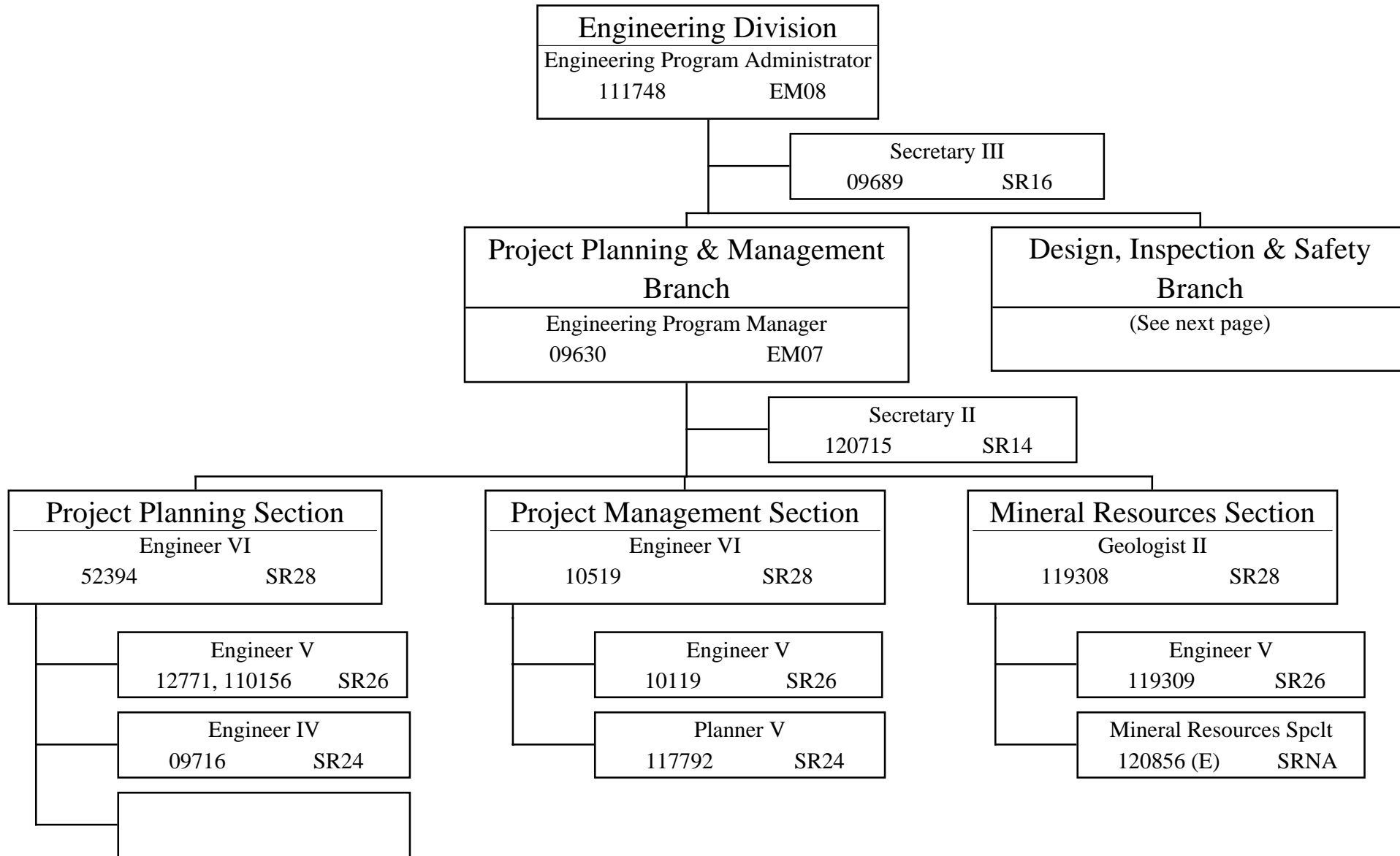
State of Hawaii
Department of Land and Natural Resources
Commission on Water Resource Management
Position Organization Chart



State of Hawaii
 Department of Land and Natural Resources
 Commission on Water Resource Management
 Position Organization Chart



State of Hawaii
 Department of Land and Natural Resources
 Engineering Division
 Project Planning & Management Branch
 Position Organization Chart



State of Hawaii
 Department of Land and Natural Resources
 Engineering Division
 Design, Inspection and Safety Branch
 Position Organization Chart

