

STATE OF HAWAII

Department of Human Services

FY 2017 BUDGET PRESENTATION



DHS DIRECTOR

DIRECTOR'S OFFICE

ADMINISTRATIVE OFFICES

ADMINISTRATIVE APPEALS
OFFICE

AUDIT, QUALITY CONTROL
& RESEARCH
OFFICE

BUDGET PLANNING
& MANAGEMENT
OFFICE

FISCAL MANAGEMENT
OFFICE

OFFICE OF INFORMATION
TECHNOLOGY

PERSONNEL
OFFICE

ATTACHED AGENCIES

DHS DIVISIONS

COMMISSIONS

HAWAII PUBLIC
HOUSING AUTHORITY

OFFICE
OF YOUTH SERVICES

BESSD

BENEFIT, EMPLOYMENT, &
SUPPORT SERVICES
DIVISION

MQD

MED-QUEST
DIVISION

DVR

DIVISION OF
VOCATIONAL REHABILITATION

SSD

SOCIAL SERVICES
DIVISION

COMMISSION ON
THE STATUS OF WOMEN

COMMISSION ON
FATHERHOOD

Public Housing
Rental Subsidies

Juvenile Justice Reform
HYCF Hawaii Youth Correctional
Facility

AABD Assistance for the Aged, Blind
and Disabled

CCCH Child Care Connection HI

FTW First to Work

E & T Employment & Training

GA General Assistance

HPO Homeless Programs

LiHEAP Low Income Home Energy
Assistance Program

SNAP Supplemental Nutrition
Assistance Program

TANF Temporary Assistance for
Needy Families

TAONF Temporary Assistance for
Other Needy Families

QI QUEST Integration

S-CHIP State Children's Health
Insurance Program

EPSDT Early & Periodic
Screening, Diagnosis
& Treatment

Going Home Plus

Vocational Rehabilitation
Ho'opono Services for the Blind
Disability Determination Branch
State Rehabilitation Council
CSC Comprehensive Deaf Center

APCSB Adult Protective Community Services
Senior Companion
Foster Grandparent
Respite Companion

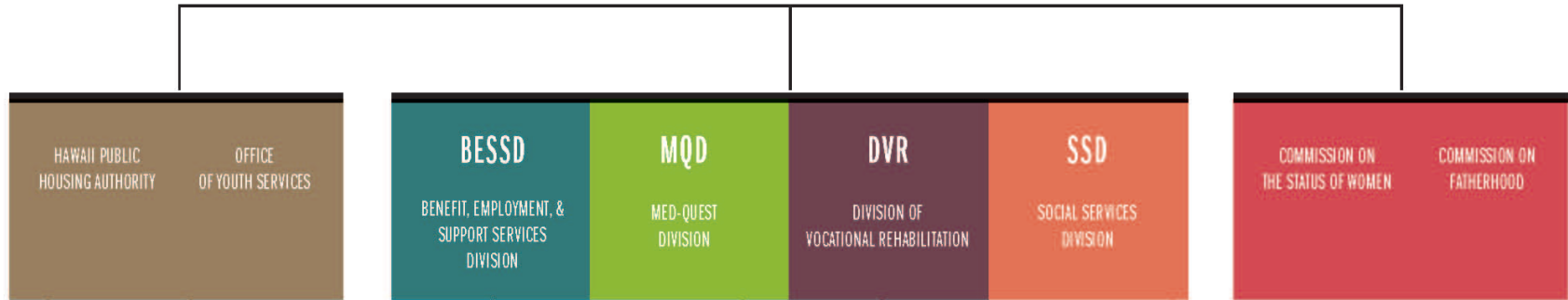
CWSB Child Welfare Services
Foster Care and Adoptive Care

Imua Kākou
Pono for Families

ATTACHED AGENCIES

DHS DIVISIONS

COMMISSIONS



Public Housing
Rental Subsidies

- AABD** Assistance for the Aged, Blind and Disabled
- CCCH** Child Care Connection HI
- FTW** First to Work
- E & T** Employment & Training
- GA** General Assistance
- HPO** Homeless Programs
- LiHEAP** Low Income Home Energy Assistance Program
- SNAP** Supplemental Nutrition Assistance Program

Juvenile Justice Reform
HYCF Hawaii Youth Correctional Facility

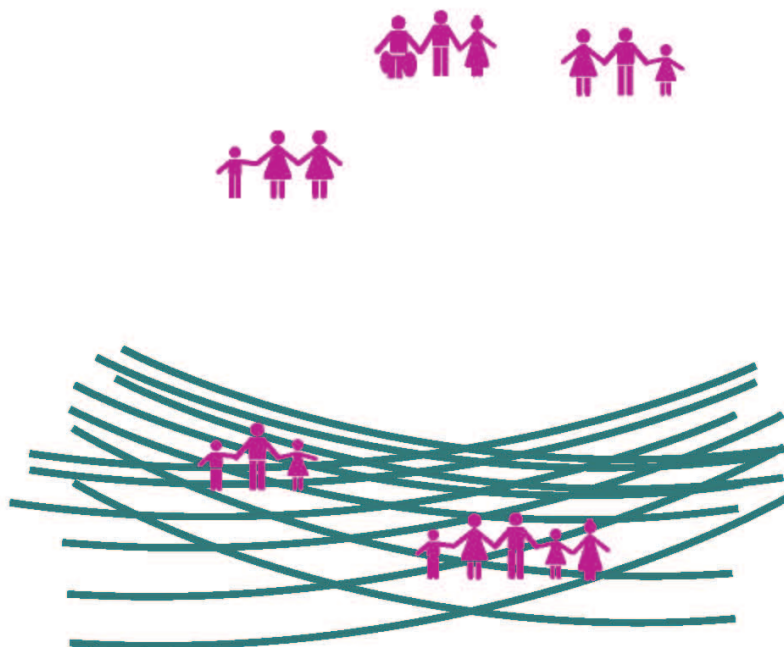
- TANF** Temporary Assistance for Needy Families
- TAONF** Temporary Assistance for Other Needy Families

- VI** Vocational Rehabilitation
- Ho'opono** Services for the Blind
- DD** Disability Determination Branch
- SR** State Rehabilitation Council
- CSC** Comprehensive Deaf Center
- QI** QUEST Integration
- S-CHIP** State Children's Health Insurance Program
- EPSDT** Early & Periodic Screening, Diagnosis & Treatment
- Going Home Plus**

- APCSB** Adult Protective Community Services
- Senior Companion
- Foster Grandparent
- Respite Companion
- CWSB** Child Welfare Services
- Foster Care and Adoptive Care
- Imua Kākou
- Pono for Families

DHS

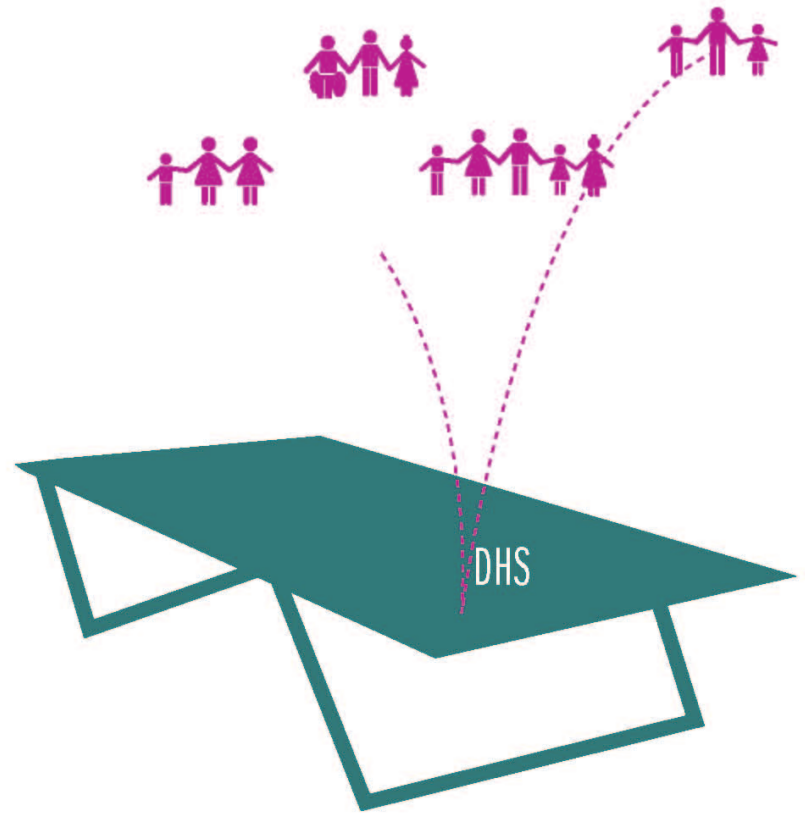
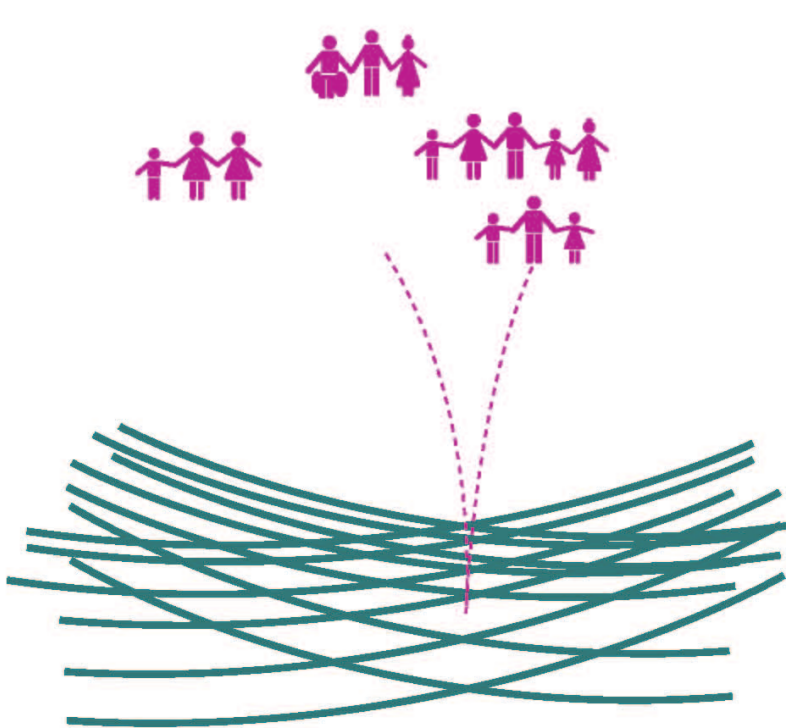
DEPARTMENT OF HUMAN SERVICES



not just a safety net,

DHS

DEPARTMENT OF HUMAN SERVICES



a trampoline

DHS

DEPARTMENT OF HUMAN SERVICES

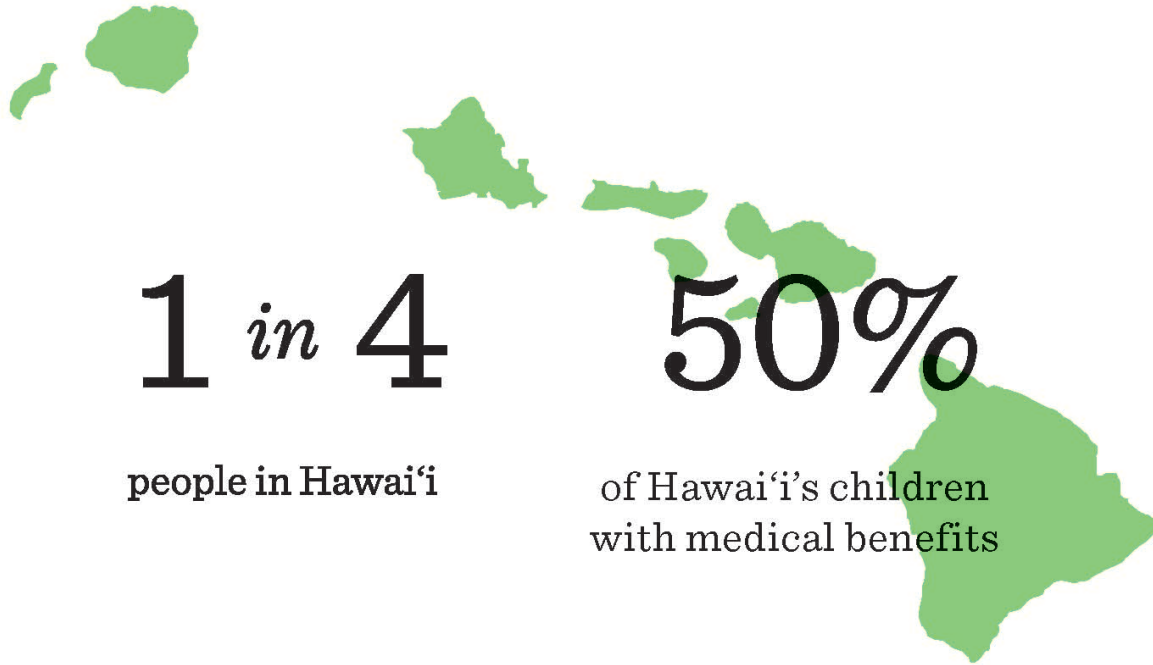
serves

1 *in* 4

people in Hawai'i

50%

of Hawai'i's children
with medical benefits



imagine Hawai'i

without

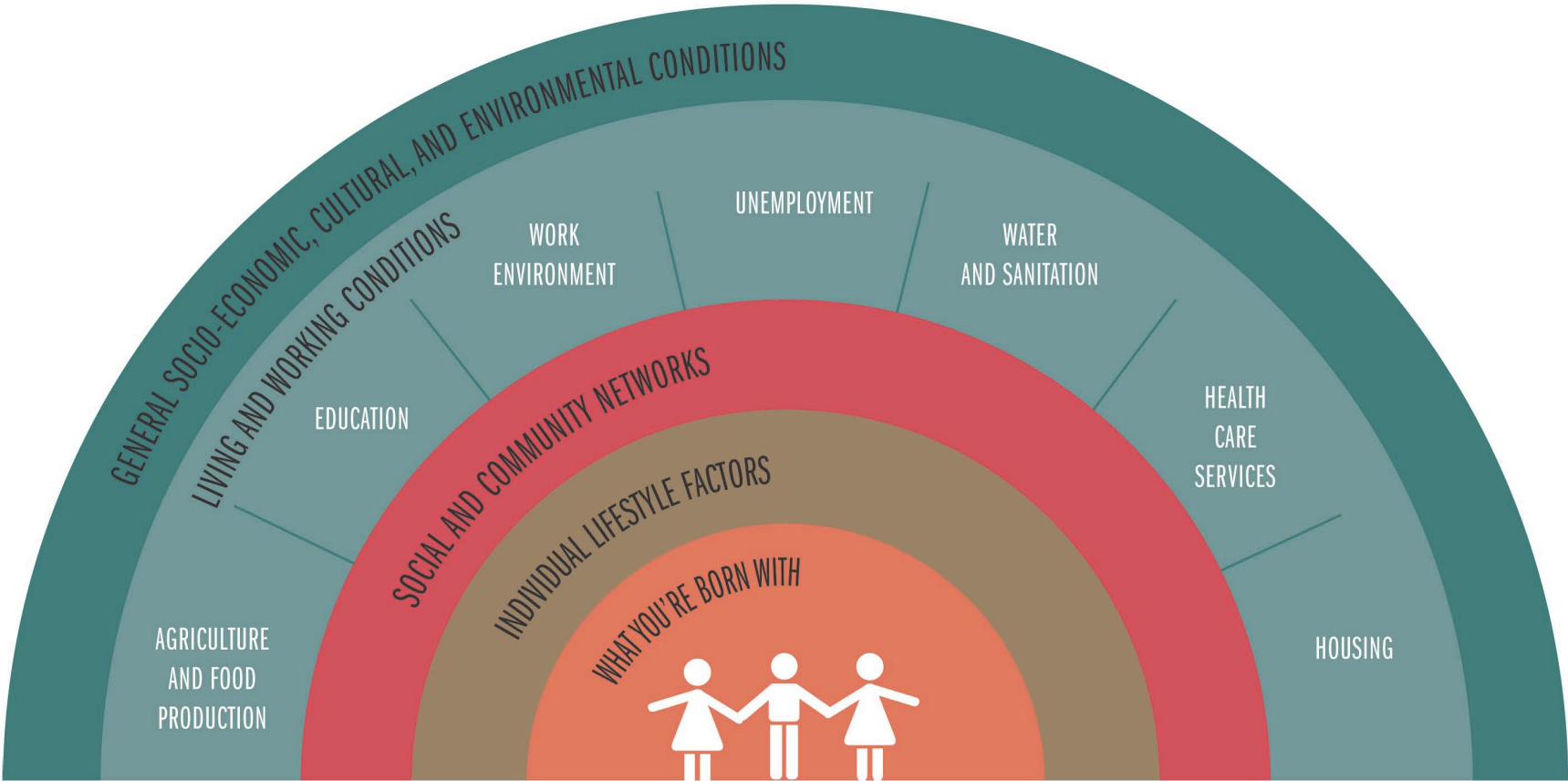
Homelessness

Poverty

Hunger

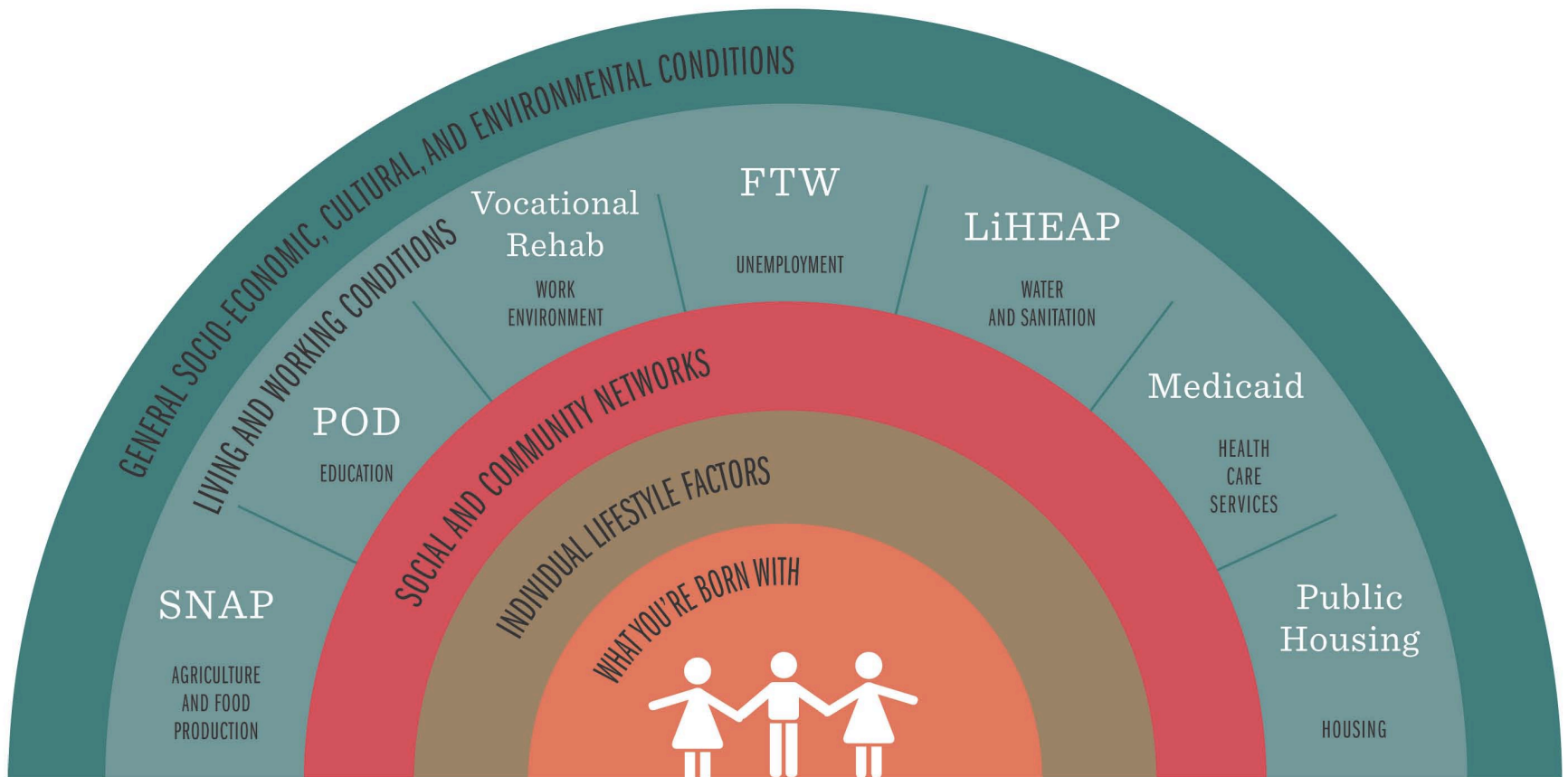
Trauma

THE SOCIAL DETERMINANTS OF HEALTH
for
a Healthy Community



Source: Dahlgren and Whitehead, 1991

DHS PROGRAMS
are integral
to a Healthy Hawai'i



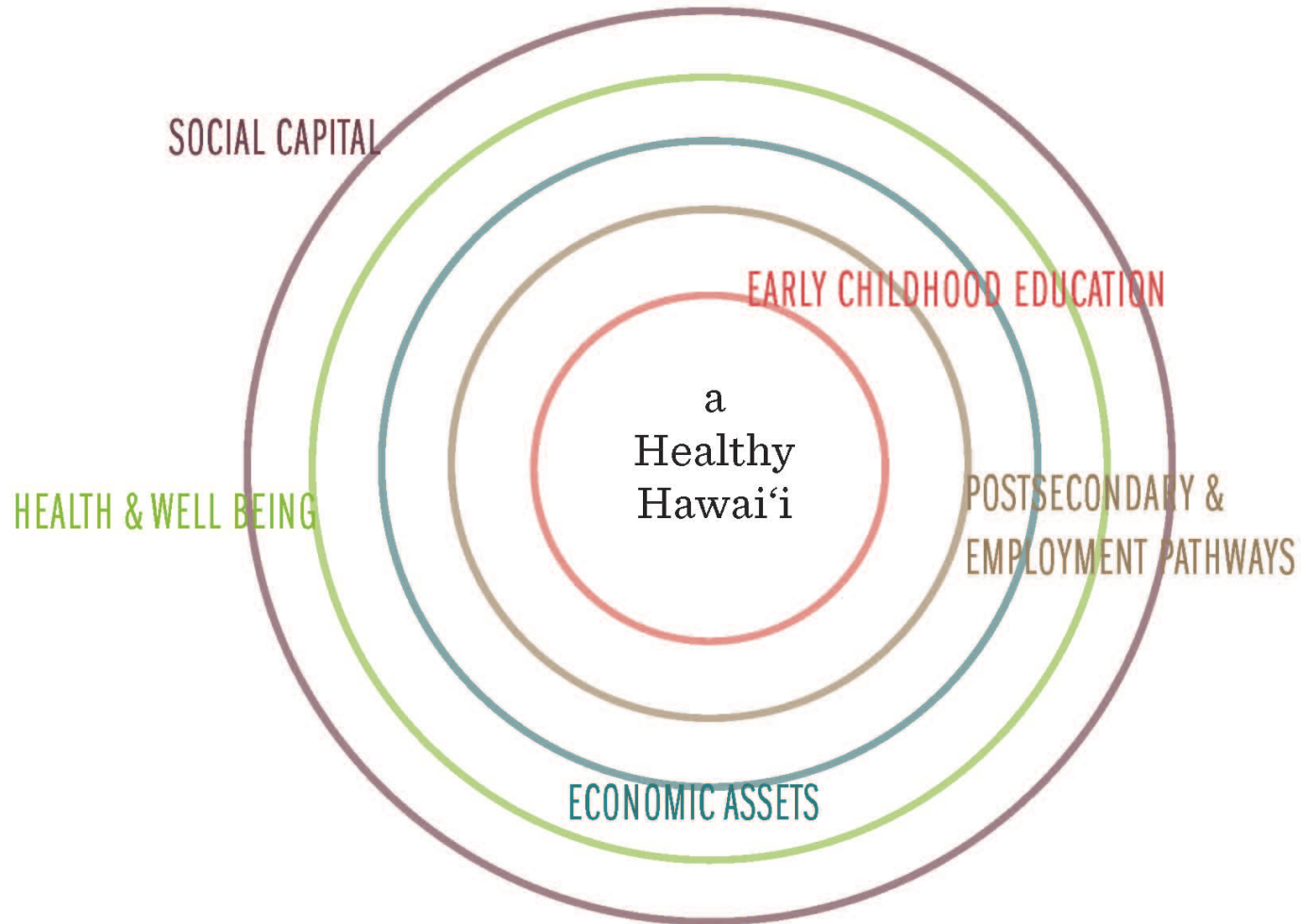
Source: Dahlgren and Whitehead, 1991

How

do we translate this into

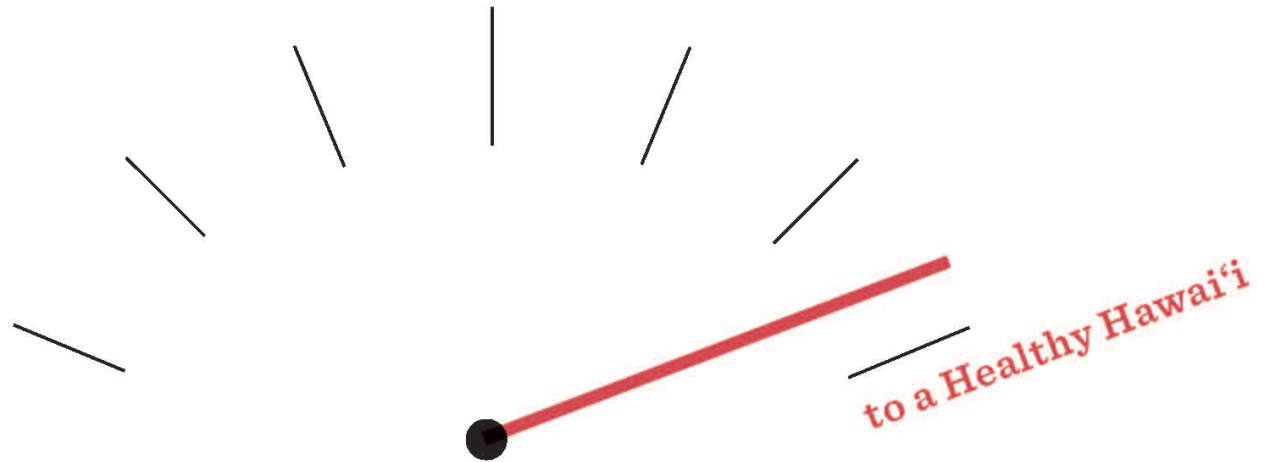
ACTION ?

We must *transform* programs and components into systems



Source: Ascend at the Aspen Institute, 2Gen Approach

How DHS can move the needle



DHS services

- Commission on the Status of Women
- Imua Kākou
- Hawai'i State Commission on Fatherhood
- CCCH Child Care Connection Hawai'i
- Juvenile Justice Reform
- Preschool Open Doors
- Youth Services
- E & T Employment and Training
- FTW First to Work
- State Rehabilitation Council
- Vocational Rehabilitation
- TANE Temporary Assistance for Needy Families
- TAONE Temporary Assistance for Other Needy Families
- GA General Assistance
- AABD Assistance for the Aged, Blind, Disabled
- LIHEAP Low Income Home Energy Assistance Program
- Supplemental Nutrition Assistance Program SNAP
- HPO Homeless Programs Office
- Rental Subsidies
- Public Housing
- CSC Comprehensive Deaf Center
- EPSDT Early & Periodic Screening, Diagnosis, Treatment
- S-CHIP State Child Health Insurance Program
- QUEST Integration QI
- APCS Adult Protective & Community Services
- CWS Child Welfare Services
- Foster and Adoptive Care
- Foster Grandparent



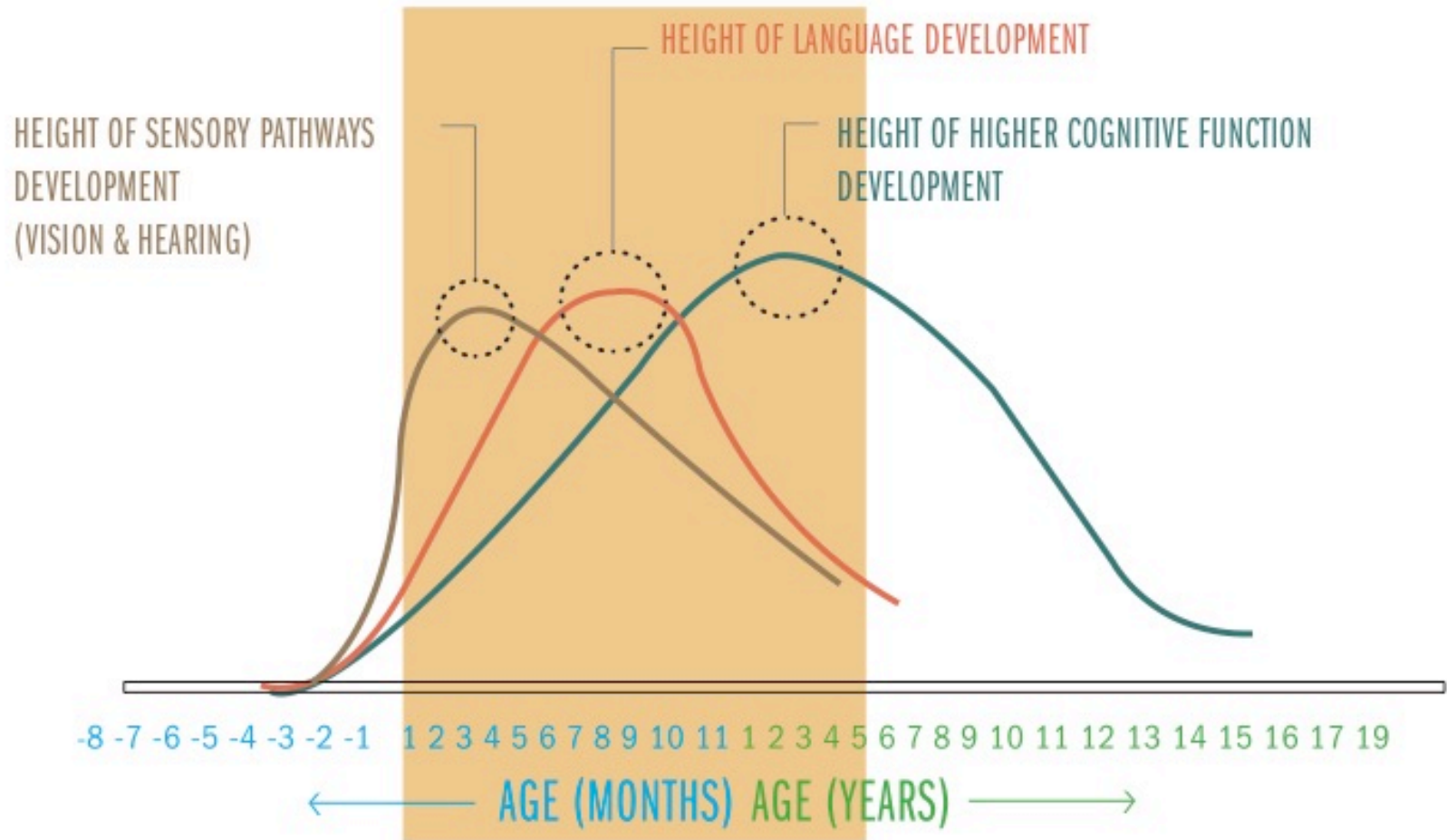
Our greatest return on investment

are *children*,
ages 0 – 5.



CRITICAL BRAIN DEVELOPMENT

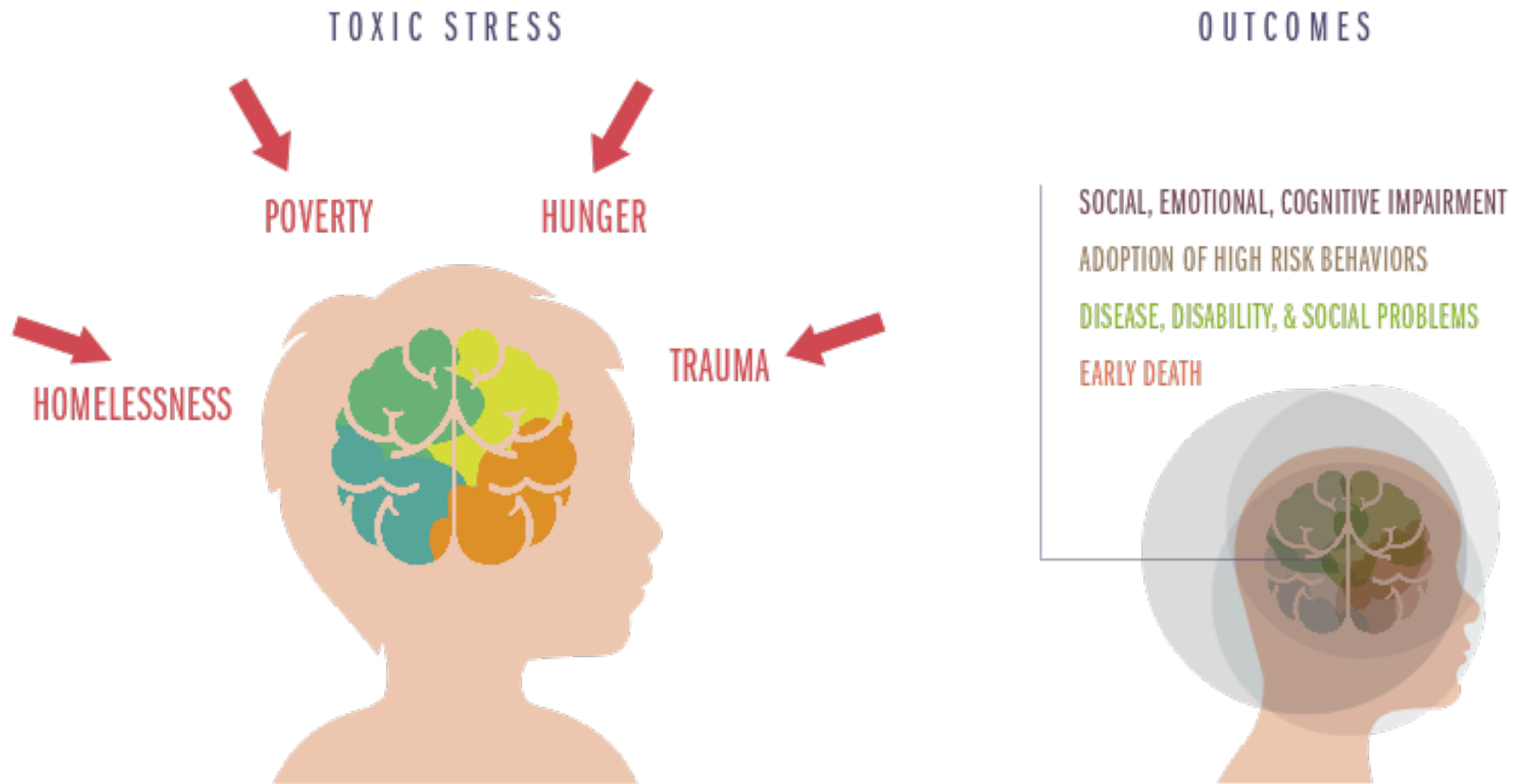
occurs during the first 5 years



Source: Harvard University, Center for the Developing Child

ACEs (ADVERSE CHILDHOOD EXPERIENCES)

affect long term health outcomes



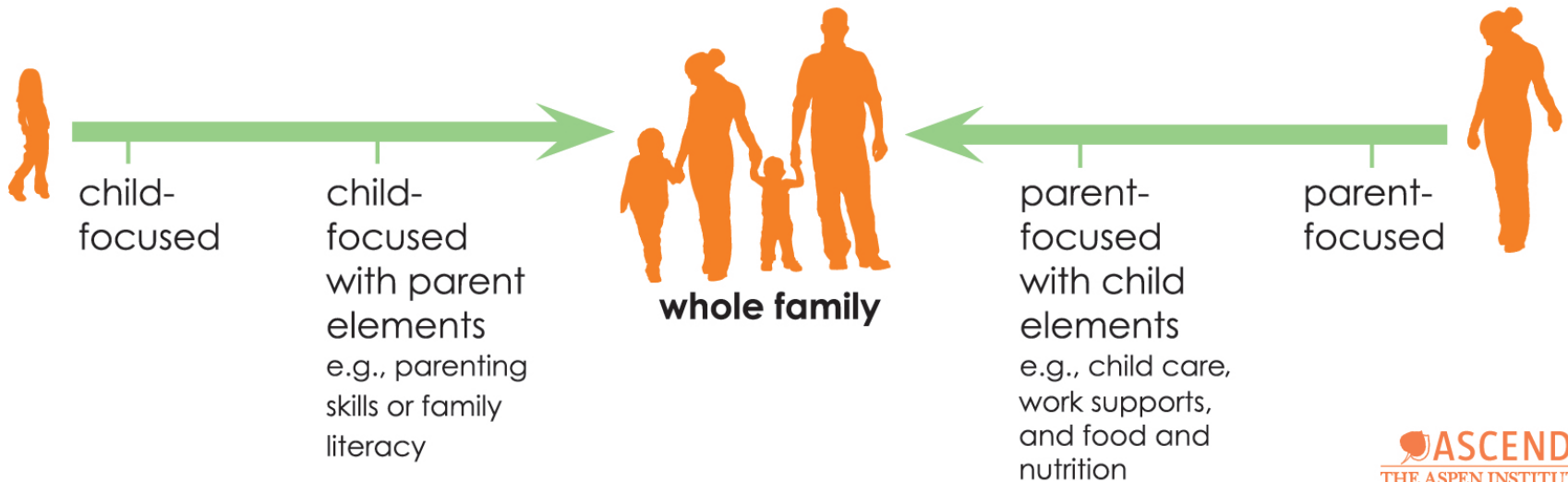
Our greatest return on investment

are *children*,
ages 0 – 5.



Healthy Families = A Healthy Hawai'i

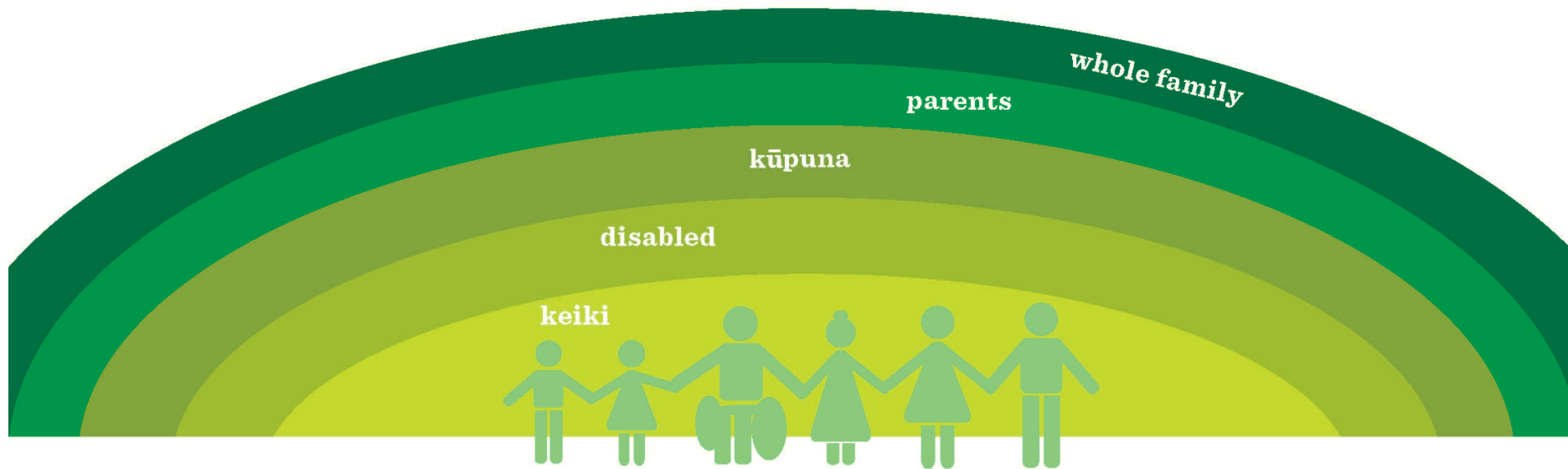
The Two-Generation Continuum

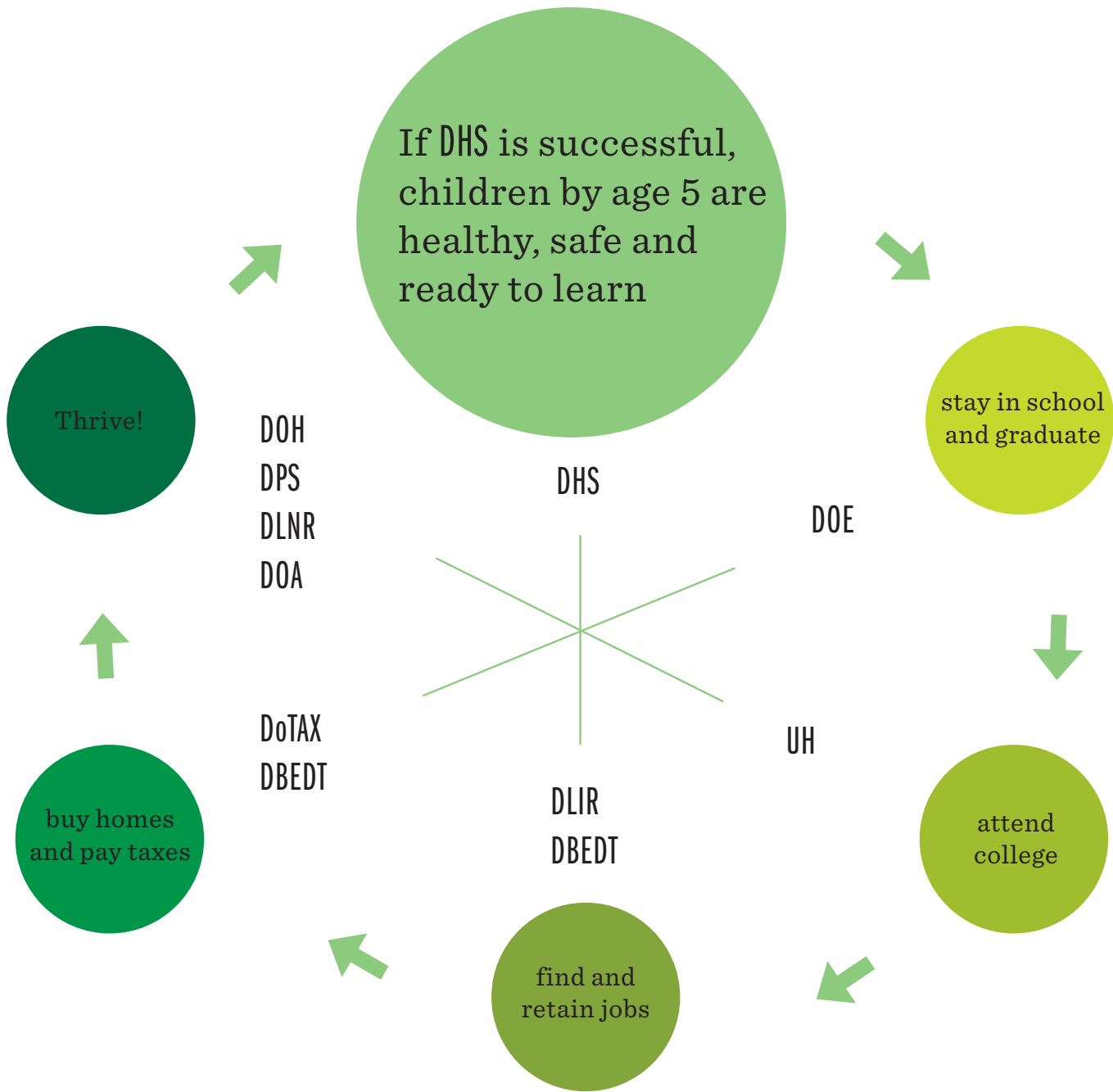


When we support **children**, the whole family benefits
When we support **families**, children thrive


Hawai'i multi-generational approach:

'Ohana Nui






Healthy Families = A Healthy Hawai'i



DHS Budget (FY17)

Areas of focus:

- **Invest in children and families**
- **Improve health and safety**
- **Increase departmental capacity and efficiencies**
- **Improve systems**



STATE OF HAWAII
DEPARTMENT OF HUMAN SERVICES

P. O. Box 339
Honolulu, Hawaii 96809-0339

January 6, 2016

To: The Honorable Chair Tokuda and The Honorable Chair Luke
Vice Chair Dela Cruz and Vice Chair Nishimoto
Members of the Senate Committee on Ways and Means and the
House Committee on Finance

From: Rachael Wong, Director

Subject: Presentation of the Department of Human Services FY 2017 Supplemental Budget
Request to the Joint Senate Committee on Ways and Means and House
Committee on Finance

Informational Briefing: 9 AM, January 13, 2016
Capitol Auditorium

On behalf of the Department of Human Services and our attached agencies and commissions, thank you for this time to discuss the DHS Fiscal Year 2017 budget. I would also like to use this opportunity to provide an overview of DHS in 2016 because this will create the context for better understanding human services in Hawai'i, our approach to community health, and the rationale for our supplemental budget.

A. Overview and Mission

The Department of Human Services (DHS) has had different names throughout the year—including the Territorial Department of Public Welfare and the Department of Social Services and Housing—but the constant has been our focus on serving the children, families, and individuals in our community and nurturing human potential.

Our mission is to provide timely, efficient and effective programs, services and benefits for the purpose of achieving the outcome of empowering Hawaii's most vulnerable people; and to expand their capacity for self-sufficiency, self-determination, independence, healthy choices, quality of life, and personal dignity.

We achieve this through our four divisions, two attached agencies, two commissions, our team of 2,000+ members, and a shared commitment to our mission and clients. We recognize that the department's \$3 billion budget represents nearly one-fourth of the state budget, and we manage our programs with fiscal prudence, responsibility for meeting our statutory and ethical responsibilities, and with the goal of continual improvement.

The Department of Human Services provides health coverage to 50% of the children in Hawai'i, services to one-third of all people in the state, and takes the lead in the provision of services to those who face financial, health, housing, food, and other challenges. Traditionally, DHS has been viewed as a safety net because many of our clients and beneficiaries interface with us *after* something necessitates them needing assistance. I would like to use this opportunity to share how DHS is not just a safety net—it is actually a trampoline that empowers and restores people to health, safety, and well-being. Through the investment in DHS and its programs, we can collectively invest in local residents and, ultimately, a healthy Hawai'i.

In order to get to a healthy Hawai'i—where resilient kids are graduating from high school, going to college, and getting jobs...and where children are healthy, safe, and ready to learn at age five...and where everyone has access to a home...and where people can age in the place of their choice—we need to look at the the root causes for why we are not yet there. These root causes are called the *social determinants of health*, and the Federal Reserve Bank of San Francisco explains it best: "Your zip code is more important than your genetic code in determining your health."

In other words, your health is shaped by where you are born, live, work, go to school, and play. That is why some areas in our state have better health outcomes than others: this is due to the social determinants of health that include food security, housing, employment, access to healthcare, childcare, and education, and more. If we, as a society, can press on the levers of these social determinants of health, we can actually improve individual and the community health.

When we look more closely at the above social determinants of health, we can see that they align with the programs in DHS because we address the root causes of poverty, homelessness, and poor health:

- Food security = SNAP
- Housing = homeless programs office, public housing, and Section 8
- Employment = vocational rehab programs, TANF's First-to-Work program, SNAP's E&T (Employment & Training) program
- Access to healthcare = Medicaid
- Childcare = Preschool Open Doors
- Education = Ho'opono, E&T's Windward Community College pilot, college stipends for former foster youth, Bridge-to-Hope program for college students

In order to move the needle on community health, we ask that others invest in DHS' investment in people. But we cannot do this program by program: we have to look at systems change. One way to translate this action is to look at the different components that can be transformed into a system:

- Early childhood education;
- Post-secondary and employment pathways;
- Economic assets;
- Health and well-being; and
- Social capital.

These components have been identified in the 2Gen model, a best-practice approach that invests concurrently in children and parents. The success of this model is well-documented and implemented in other states and endorsed by the National Governors Association, the Aspen Institute, the Annie E. Casey Foundation, and others. The Department of Human Services and the Department of Health (DOH) have jointly adopted this framework with an emphasis on investing *early* and *concurrently* in children and families to improve health outcomes.

We know that families are not just two generations in Hawai'i, however, so we asked youth in our foster care system and former foster youth to select a name that better captures local families and the essence of this investment. They chose '**Ohana Nui**, which means extended families. It certainly takes us all to build healthy families and strengthen communities.

To implement '*Ohana Nui*—a framework that involves streamlining existing programs and funding to improve efficiencies and outcomes without costing more money—both DOH and DHS recognize that we must do so with the greatest return on investment. This is why our emphasis is on children.

Research shows that our brains are mostly developed by age five and why these early years (especially the first two) are so crucial. Research also reveals the impact of living in toxic stress—in environments where there is abuse, neglect, hunger, poverty—on young children and their families. The Adverse Childhood Experiences (ACE) study proved that toxic stress is correlated with: social, emotional and cognitive impairment; adoption of high-risk behaviors; disease, disability, and social problems; and early death. [See: <http://www.cdc.gov/violenceprevention/acestudy>] In other words, toxic stress in the early years negatively impacts one's whole life.

In order to make the biggest positive impact on individuals and our community's future, DHS and DOH are working together to invest in our *keiki* through screening, access to healthcare (including in schools), and behavioral health support. But we know that we cannot address children's needs without also addressing the needs of the families. This is why a coordinated approach is needed, and both departments are committed to using '*Ohana Nui* as the framework and to focus on children for the greatest impact (return on investment). If we can invest in children and families early and concurrently, we will be able to change the trajectory of

generations. Our ultimate goal at DHS is to see our caseloads decrease over time while health outcomes improve. If this happens, we will also see improved education, labor, tax, and other outcomes throughout the state.

The work and programs at DHS are the very levers that can be pressed for exponential impact because they are the foundation of healthy communities. This is the argument for investing in DHS and the reason why our budget focuses on four areas:

1. Investing in children and families;
2. Improving health and safety;
3. Increasing departmental capacity and efficiencies (e.g., management, processes); and
4. Improving systems

We approached developing the budget with these areas in mind and with the larger goals of improving community health. We do so with an added focus on collaboration, inclusion, transparency, fiscal accountability, and doing the right thing for the people of Hawai'i.

B. Current Landscape, Goals, and Outcomes

It is good news that Hawai'i continues to experience steady economic growth since the 2008 recession, but it takes longer for a healthier economy to significantly impact the human services sector. For example, while the low employment rate in Hawai'i is a positive indicator, it can also mean that it is more difficult to obtain jobs. Over the last few years, DHS programs have seen a slight to moderate growth in the numbers served and/or time receiving assistance:

- While the average monthly caseload for Temporary Assistance for Needy Families (TANF) and Temporary Assistance for Other Needy Families (TANOF) decreased by 12.7% from 2014, the average time on financial assistance increased slightly.
- The average number of General Assistance (GA) monthly beneficiaries has increased in all years but one since 2009.
- The number of QUEST Integration (Medicaid) beneficiaries increased to 332,197 in 2015.
 - Number of additional people from last year: 58,639
 - Number of additional people over the last two years: 94,827
- The Supplemental Nutrition Assistance Program (SNAP) caseload continues to grow:
 - In 2014, 193,565 individuals received SNAP, which was more than double the 2008 participation rate.
 - In 2015, 185,301 individuals (96,502 Hawaii families) received food assistance through SNAP.

In addition to economic factors, the Hawai'i Health Connector's closure and the State's assumption of its functions across several departments has impacted DHS in several ways. The Med-QUEST Division quickly took on the enrollment outreach functions, which meant integrating a whole new service line. On the department level, the next phase of our DHS

Enterprise System—the integrated eligibility system that the federal government envisions for human service departments across the country—was delayed due to significant IT work necessary for the transition from a state-based marketplace to one using the federal platform, Healthcare.gov. This also resulted in additional costs (of which the federal government provides 90/10 funding). On the state level, this has proven to be an example of departments collaborating to ensure that Hawai'i residents have continued access to healthcare coverage.

Concurrently, our programs continued to make progress on timely access to services:

- SNAP timeliness rates have transitioned from a 66% timeliness rate in 2011, to 90% in 2012, and a 96-97% rate since 2013.
- The Department has made significant improvements in processing medical assistance applications and processed 73,851 applications in November 2015.
 - In November 2014, DHS received slightly over 7,100 applications (2,500 online and 4,200 and 400 over the phone)
 - In November 2015, DHS received nearly 4,000 applications (slightly over 2,000 applications received online--52% of the total--and only 50 over the phone.
 - Between November 2014 and November 2015, Med-QUEST processed 45% more determinations (increasing from 33,500 to 73,900 applications, renewals and changes of circumstance).
 - Reduction of the average number of days for a determination: In November 2014, the average number of days to process a Medicaid application was 21 days. In November 2015, the processing time has been reduced to four days, a decrease of 81%.
 - For MAGI determinations: In November 2014, approximately 28% were determined in less than or equal to 24 hours; in November 2015, the percentage increased to 35% for the same processing time.

The Department is committed to streamlining operations, aligning programs internally and with other departments using the *'Ohana Nui* approach, improving fiscal accountability, rebuilding essential staff,, improving Departmental morale, and addressing the continuing needs of local residents. Accomplishments during the last year include:

- **Investing in children and families** through the Preschool Open Door (POD) program for low-income families, the Child Welfare Services Branch's *Pono for Families* program, and prioritization of outreach and permanent supportive housing for homeless families.
- **Improving the health and safety of Hawai'i residents** through the implementation of QUEST Integration, collaborations with other departments and agencies to improve behavioral health services and build healthcare services in schools, and continual improvements in the provision of financial assistance benefits for single adults, children and families;

- **Increasing departmental capacity and efficiencies** by integrating improved food assistance (SNAP) business processes and technology that also improve access to needed services and reduce application processing times for benefits; and
- **Improving systems** through measurable cost savings to the community via long term solutions to homelessness that support the Governor’s plan and include the Housing First initiative and a more robust system of data collection and analysis.

We will continue to focus on improving our operations for the benefit of our beneficiaries, expanding IT capabilities to address the expectation of our federal partners, and leverage the DHS Enterprise System across DHS and with other departments, while always working to ensure the health, safety and well-being of children, families, and individuals in Hawai‘i.

C. Federal Funding

At this point, I can report that the Department lapsed at least \$250,000 in federal funds at the end of FFY 2015. This represents six (6) funds in our Social Services Division with lapses that range from \$2,186 to \$153,751. We will provide additional details to the committees.

The other funds that DHS could be at risk for losing are in HMS 401: This could only happen if our Medicaid program falls out of federal compliance with the Centers for Medicare & Medicaid Services due to the State not meeting Affordable Care Act (ACA) requirements related to its state-based marketplace using the federal platform (SBM-FP). In order to ensure ongoing federal funding and the provision of continued access to health coverage for all Hawai‘i residents, several state departments have coordinated to assume the functions of the Hawai‘i Health Connector.

D. Budget Process

The Department of Human Services is charged with providing for the health, safety, and well-being of children, individuals, and families in Hawai‘i. Some of the duties outlined in HRS §346-14 are:

- Establish and administer programs and standards, and adopt rules as deemed necessary for all public assistance programs;
- Establish, extend, and strengthen services for the protection and care of abused or neglected children and children in danger of becoming delinquent to make paramount the safety and health of children who have been harmed or are in life circumstances that threaten harm;
- Establish and administer programs, and adopt rules as deemed necessary, for the prevention of domestic and sexual violence and the protection and treatment of victims of domestic and sexual violence;
- Assist in preventing family breakdown; and

- Administer the medical assistance programs for eligible public welfare and other medically needy individuals by establishing standards, eligibility, and health care participation rules, payment methodologies, reimbursement allowances, systems to monitor recipient and provider compliance, and assuring compliance with federal requirements to maximize federal financial participation.

The DHS budget was developed with an eye on what is necessary for meeting our duties and what is fiscally prudent and responsible. It was crafted to address three primary types of funding:

- Focusing on our four areas of investment: invest in children and families, improve health and safety, increase departmental capacity and efficiencies, and improve systems;
- Housekeeping measures (e.g., federal ceiling adjustments, cost-neutral position transfers to achieve operational efficiency); and
- Requests for funding the second year of programs.

The process also involved divisions and attached entities submitting funding requests and rationale to the Director and Budget, Planning and Management (BPMO) offices for review and discussion. They were also asked to prioritize budget items and sometimes provide more information with the accompanying Form As. The Director and Deputy Director, in collaboration with BPMO chief, made the final prioritized recommendations to Budget & Finance.

E. FY 2017 Supplemental Budget for the Department of Human Services

The attached spreadsheets and Form As contain the comprehensive supplemental budget and details. For brevity and clarity, this section highlights the significant—due to amount or rationale—requests for funding.

1. BENEFIT, EMPLOYMENT AND SUPPORT SERVICES DIVISION (BESSD)

Mission: Provide timely, efficient and effective programs, services and benefits to empower those who are vulnerable in our State to expand their capacity for self-sufficiency, self-determination, independence, healthy choices, quality of life and personal dignity.

Invest in Children and Families: HMS 305 – Cash Support for Childcare

Request: Continuation of Preschool Open Doors program and support access to preschool

Act 169, SLH 2013, and Act 191, SLH 2015, appropriated \$6M in general funds for the Preschool Open Doors (POD) program, the State's School Readiness Program. The DHS requests including the \$6M in general funds in the Department's base budget to continue providing early childhood services beyond SFY 2016 for low and moderate income families that contribute to school readiness by providing up to a year of experience in a preschool program chosen by the child's parent prior to the child entering kindergarten.

In any given year, there are about 17,000 four-year-old children in Hawaii. Close to half of them enter kindergarten without ever having attended preschool. A majority of public school kindergarten teachers report that their students are not ready for school. The POD program assists low and moderate income families who are least able to afford preschool and provide their children with the opportunity to be ready for kindergarten.

The high cost of preschool prevents many low- and moderate-income families from being able to afford preschool for their children (in 2014, the average preschool tuition was \$724 per month in Hawaii). Through the POD program, families' out-of-pocket fees were established to support low- and moderate-income families' abilities to maintain their children in the preschool setting up to the twelve months of the POD program so that their children could fully benefit from the school readiness services. The out-of-pocket fees for eligible families range from 0% for families whose gross income is at or below 100% Federal Poverty Level (FPL) to 30% of their eligible POD benefit for families whose gross income is at or below 250% FPL.

The DHS conducted two application periods during this current (2015-2016) POD program year, received 2,123 applications and enrolled 1,159 children in the POD program who attend 256 preschools throughout the state.

Improve Health and Safety: HMS 903 – General Support for Self-Sufficiency Services

Request: Additional funding for medical assessment

HRS §346-71 and HAR §17-656.1-10.1 and §17-659-11 require medical evaluations for disabled financial assistance applicants and recipients under the General Assistance (GA) and Temporary Assistance for Needy Families (TANF) programs. The purpose of the medical assessment is to determine eligibility and the ability to work. At the end of 2015, GA had an enrollment of 5,687 clients, and the current caseload is 5,678. At the same time, there are 7,208 TANF cases.

The requested funding is to correct funding that was erroneously identified as available for reduction because it was a line item categorized in the budget tables as funding for TANF work contracts. This funding is for medical evaluation contract services that are a mandatory part of the eligibility determination process for General Assistance benefits. The impact of no funding is the diversion of TANF MOE general funds to cover the cost for this service, which conversely negatively affects TANF MOE expenditure on TANF work contracts. Funding of these work contracts is necessary to prevent the loss of federal funding for the TANF program through failure to meet the federal work participation rate and maintenance of effort requirements.

Improve Health and Safety; Improve Systems: HMS 224 – Homeless Service

Request: Add general funds for Housing First Program

June 2015 marked the beginning of the second full year of operation for the State's Housing First (HF) Program. Designed to achieve fidelity with the nationally-recognized best practice, the State's HF program achieved very positive outcomes. A total of 75 chronically homeless, highly vulnerable individuals and individuals in families were served and will continue to be

served. This number includes 20 clients from the Hawaii Pathways Project, the Department of Health's Substance Abuse and Mental Health Services Administration (SAMHSA) grant program that is implementing a Housing First program with fidelity to the evidence-based practice. Housing retention in the State's Housing First program is approximately 97%—far above the national average of 80%. Housing retention means that the housing and services provided by our state HF program has achieved the objectives of keeping the formerly homeless individual in safe, decent housing and with supportive services necessary to maintain the lease agreements.

Recently our HF provider has been working with the University of Hawaii Center on Family to conform data collection so that the HF clients can be evaluated alongside the Hawaii Pathways Project population. The objective of the evaluation is to see if the services offered through HPP have been effective and/or could be more effective for certain sub-populations. HPO expects that by the end of the current fiscal year (June 2016), an additional 18 people will be housed and provided with support services to remain housed and essentially end their homelessness.

Increase in funding to the Housing First Program will allow approximately 162 individuals and families to be served. Concurrent systemic interventions (e.g. billing Medicaid to offset the cost of support services) should create overall cost savings for the general fund, thus allowing additional clients to be housed.

Research in Denver, Seattle, and Utah revealed that providing housing and support services under the Housing First model for chronic and vulnerable homeless persons costs taxpayers less money than leaving these individuals un-housed and on the streets. In a study funded by the Robert Wood Johnson Foundation, Seattle taxpayers saved over \$4 million during the first year of a Housing First Program for homeless people living with alcohol addiction in downtown Seattle. Average cost savings in health and social services were nearly 53% or \$2,500 per person per month for the 95 program participants.

Other measures of program effectiveness include: 9 individuals who voluntarily entered treatment (either substance abuse or mental health); 4 individuals who participated in employment training or educational endeavor; and 3 individuals who regained their health enough to secure employment.

Improve Health and Safety; Improve Systems: HMS 224 – Homeless Service

Request: Add funding for homeless outreach

Please note: This request is both from the DHS Homeless Programs Office (HPO) and the Governor's Coordinator on Homelessness.

Homeless outreach services are intended to reach out to the unsheltered homeless population and engage them in services to be housed and end their homelessness. Currently, HPO funds homeless outreach in the amount of approximately \$2.2 million statewide. This level of funding must be increased to accommodate the growing number of unsheltered homeless and to also adapt the new systems model being implemented by the State. A Housing First system of care

means that the homeless must be engaged by assertive, coordinated community outreach that is focused on promoting housing as a primary solution to homelessness, along with robust offers of social services and support to the homeless client. In order to achieve the intensity of outreach necessary to implement this new structure, homeless outreach must be funded at a more robust level.

Outreach is a key area of deficit in our current system of care. In order to achieve success with other systemic transformations such as coordinated entry (low barriers to enter services), outreach must be more responsive. The State's direct response to the Kaka'ako crisis showed that when homeless outreach services are well coordinated, triage can be accomplished with the unsheltered and that many positive outcomes can result in individuals and families engaging in services vs. being swept by enforcement to different areas of the city.

Improve Health and Safety; Improve Systems: HMS 224 – Homeless Service

Request: Add funding for Rapid Re-Housing Program

Please note: This request is both from the DHS Homeless Programs Office (HPO) and the Governor's Coordinator on Homelessness.

Rapid Re-housing (RRH) is a nationally-recognized best practice. RRH is the rapid return to housing of a homeless family as soon as possible after they become homeless. This practice has been long endorsed by U.S. Department of Housing and Urban Development (HUD) as an effective way to end homelessness among families. Currently there is a "backlog" in our homeless shelters because families are challenged to move quickly from homelessness back to being housed with stability. Funding a RRH program will give selected shelters the capacity to help their clients get permanent housing placement through supplemental funds for RRH and gain a good track record of helping their clients.

For example, if a family came into a shelter with a dedicated source of income but without enough savings to afford a rental security deposit, utility deposit, and first month's rent, the RRH program could assess the family's sustainability (ability to pay for costs ongoing) and provide the financial support immediately to have the family either avoid entering or at least limit the amount of time spent in a homeless shelter. A RRH program would also allow the program to provide on-going case management to the family after the permanent housing placement is made, thereby offering support and guidance to maintain housing stability.

2. MED-QUEST DIVISION (MQD)

Mission: Help low-income adults and children obtain needed healthcare through the federal Medicaid health insurance program and other state-funded medical programs.

Improve Health and Safety: HMS 401 – Health Care Payments

Request: Fund Autism Spectrum Disorders (ASD) beyond first year

Additional funding is requested for the treatment of Autism Spectrum Disorder (ASD). In recent years, intensive behavioral therapies (IBT) have been seen to provide positive outcomes in the treatment of children ages 0-6 with ASD. Provision of comprehensive intensive services to target specific behaviors at an earlier age may result in less severe maladaptive behaviors— and lower costs—as the child gets older. Medicaid recommends covering this service when determined medically necessary for individuals under age 21.

The actuaries that develop the capitation (payment) rates for QUEST Integration (QI) health plans included \$10.6 million for autism coverage in the managed care rates for the upcoming year.

This request continues to fund this service for which funds were appropriated in Act 119 (2015) for FY 2016.

Improve Health and Safety: HMS 401 – Health Care Payments

Request: Fund Sovaldi treatment of chronic HCV infections, second year.

Sovaldi (sofosbuvir) is an antiviral prescription medication approved by the FDA in 2013 that treats chronic hepatitis C infection by preventing the hepatitis C virus (HCV) cells from multiplying in your body. Sovaldi is used in combination with other medications to treat hepatitis C in adults. An effective course of treatment costs approximately \$100,000 per person per occurrence. Patients must meet certain criteria to qualify for treatment.

From January 1, 2014 to June 30, 2014, the QUEST and QExA health plans covered 137 recipients under this treatment with a cost of approximately \$14 million in total federal and state dollars. It is anticipated that this cost will continue until a new or generic drug becomes available.

This request continues to fund the treatment of chronic Hepatitis C for Medicaid patients with genotype 1, 2, 3, or 4, for which funds were appropriated by Act 119 (2015) in FY 2016.

Improve Health and Safety: HMS 401 – Health Care Payments

Request: Restore Adult Dental Benefits for Medicaid recipients

In Medicaid, some services are considered “optional” such as adult dental. Thus in 2009, due to a fiscal crisis and budgetary concerns, the adult dental benefit was eliminated—except for emergency procedures including extractions—so preventative care is not covered. Since the elimination of the full adult dental benefit, preventable emergency room visits for oral health have more than doubled, largely in the adult age band. There are currently, on average, about 180,000 adults (including pregnant women, people with disabilities, people over 65 and other working age adults) who would receive these benefits.

The lack of an adult dental benefit has meant that the Med-QUEST Division is unable to provide a holistic, whole person approach to health and healthcare. Oral health has a direct impact and

is intricately linked to other chronic diseases such as diabetes and heart disease. Pregnant women need excellent oral health in order to avoid passing dental caries to their newborns (dental caries being the most preventable infectious disease in children). This is an investment in individuals' health, community health outcomes, and the future.

Although the full restoration of dental benefits for adults without a spending cap would be preferable, restoration of the benefit to at least the levels prior to its total elimination would be preferable to no benefit: preventive dental benefits would be limited to \$500 per benefit year, and dentures limited to \$1,000 for upper and lower dentures. The \$12.4M request is based on actuarial analyses of how much would be needed to restore the benefit to the prior level before the benefits had been eliminated for the current 180K adults.

Improve Health and Safety: HMS 401 – Health Care Payments

Request: Meet increased cost of Medicare Part B supplements for Medicaid recipients

MQD pays a supplement on behalf of its Medicare clients for Medicare Part B, which covers doctor and health providers' services, outpatient care, durable medical equipment, home health care, and some preventive services. The cost of the supplement will rise from \$104.90 per month to \$159.30 per month on January 1, 2017. Our estimated cost is based on the approximately 38,400 MQD recipients who are also on Medicare

Improve Health and Safety; Improve Systems: HMS 401 – Health Care Payments

Request: Ticket to Work

"Ticket to Work" is an optional Medicaid State Plan service that will provide opportunities to eliminate one of the barriers to employment for people with disabilities by maintaining their access to health care coverage through the Medicaid program. This State Plan amendment will create a "Basic Coverage Group," who are employed individuals, age 19 years or over, but under age 65 years, and who, except for earned income, would be eligible to receive Supplemental Security Income (SSI) benefits as a new optional categorically needy group under the Medicaid program. This program will allow the recipient to disregard earned income up to \$2,000 per month.

The Ticket to Work program will serve as an incentive to individuals with disabilities to seek employment while maintaining medical coverage. Medicaid provides specific home and community-based services that are not available through commercial insurance plans that are necessary for individuals to have access to in order to continue employment. It is anticipated that implementation would start January 2017, with an initial 175 individuals gaining employment. In comparison to the other states that have already implemented such a program, approximately 30 percent of the participants were new to Medicaid. Thus, the new costs to Medicaid are the estimated new individuals (52) in the early stages of implementation.

This program is an example of identifying programmatic ways to increase efficiencies, save overall costs and, most importantly, improve lives. The Ticket to Work program represents years

of collaboration between the public and private sector and can be implemented without statutory changes.

Improve Health and Safety: HMS 401 – Health Care Payments

Request: Premium Assistance Programs (PAP) payments

Starting in March of 2015, lawfully present adults (19-64), who met the Medicaid criteria except for their citizenship status, were no longer covered under the Medicaid program. (Children, pregnant women and those meeting the Aged, Blind and Disabled program continued to be covered with Med-QUEST.) The rest of the adults got coverage through the state-based marketplace, where they could also qualify for Advanced Premium Tax Credits (APTC) or financial assistance that would cover a portion of the monthly premium. The Premium Assistance Program (PAP) was started in March of 2015 to pay the balance of the monthly premium not covered by the APTC for individuals who had incomes less than 100% of the Federal Poverty Level (FPL), although adults under Medicaid are eligible to 138% FPL.

The rationale for the PAP was that there were no monthly premiums while Medicaid had paid for the services; the APTC are not on a sliding scale below 100% FPL, so someone at 85% FPL would have the same APTC financial assistance as someone at 25% FPL. However, while there is financial assistance through APTC from 100-138% FPL, there were no premium costs at all when these adults were covered under Med-QUEST. Therefore,, for individuals who are very low income, even a small premium can be financially too difficult to make, and households would make choices of food or rent vs. paying the monthly health insurance premium. This request is to increase the FPL eligibility limits to receive PAP from 100% to 138% FPL.

The costs were based on the assumption of up to 1000 adults from 100-138%, at the current average of \$75 per month per person in PAP payments for 12 months. There is no federal match available for this program, but this is an investment in prevention by making health coverage accessible for this gap group.

Increase Departmental Capacity and Efficiencies; Improve Systems: HMS 902 – General Support for Health Care Payments

Request: Health Information Technology (HIT) Design, Development and Implementation (DDI) Funding

Funding is requested to continue the development of advanced data management capabilities for the Med-QUEST Division, with application for the Department of Health.

This request is to continued development of advanced data management capabilities of the Med-QUEST Division. This includes:

- Development of MDM domains to include provider domains and link the relationship between provider and patients. It will help with assessing shared-savings/risk of Medicaid patient distribution and may extend services to DOH.
- The Medicaid clinical interoperability platform will improve government internal inter-systems communication and create readiness for DOH and other government agency collaboration.
- It will allow for: clinical interface development, onboarding partner interface to enrich MQD data warehouse, such as data standards and process for connection, development of interface framework for data sharing readiness with partner agency (i.e., DOH), clinical data repository development, aggregation of clinical information to aid MQD's understanding of its beneficiary population, readiness for understanding of social determinants and beneficiary public health, and pilot automation of MQD forms such as EPSDT and Level of Care Assessment

The goals are to improve healthcare community experience with MQD, develop analytics tools and an approach to improve data maturity across the program. This will also allow for an understanding of programs and operations metrics of performance, implementation of an approach to integrate data across data sources, as well as visual analytics tools and business analytics tool for operations and program performance (lives helped and/or improved).

These expenditures are eligible for 90% federal funding participation rate.

Increase Departmental Capacity and Efficiencies: HMS 902 – General Support for Health Care Payments

Request: Health Information Tech Consulting Services

Consulting services in support of Medicaid Health Information Technology Initiatives, including:

- State Medicaid Health Information Technology Plan (SMHP) – contract support to augment staff with annual updates
- Information and Advanced Planning Document Updates (IAPDU) – contract support to augment staff with periodic and annual updates
- Data governance and data sharing – contract support required to help mature information and data asset to support operations and program insight
- Independent Verification and Validation (IV&V) – increased budget to support execution of SMHP initiatives (interoperability platform development, data governance, clinical data repository, advanced analytics)

These expenditures are eligible for 90% federal financial participation rate.

Improve Systems: HMS 902 – General Support for Health Care Payments

Request: Hawaii Health Information Exchange (HHIE) funding

This funding is to support the continuing activities of the Hawaii Health Information Exchange with technical services for:

1. The design, development and implementation of the infrastructure to facilitate health information exchange for Medicaid providers and health plans;
2. Development and implementation of interfaces between the HHIE network and the Electronic Health Record (EHR) systems of Medicaid providers; and
3. Administrative services such as data sharing agreements, business associate agreements, and privacy and security programs.

This request is eligible for 90% federal financial participation rate.

Improve Systems: HMS 902 – General Support for Health Care Payments

Request: Funds to move the DHS Disaster Recovery Center to University of Hawai'i

The Department of Human Services is moving its Disaster Recovery site to UH Manoa. Funds are needed to purchase new computer hardware to be placed in UH Manoa's data center, physical changes at UH (such as additional controls to secure the equipment as required by regulations), and services to make the necessary changes from DRFortress to UH Manoa. Initially, UH Manoa would serve as the disaster recovery site for Medicaid, but when the Benefit, Employment and Support Services Division's (BESSD) programs are implemented, the same hardware would serve as BESSD's DR as well.

This request is eligible for 75% federal financial participation rate.

Increase Departmental Capacity and Efficiencies: HMS 902 – General Support for Health Care Payments

Request: Funding for DHS Enterprise System Maintenance and Operations (M&O)

The Department must pay for Maintenance and Operations (M&O) in order to maintain the integrated eligibility system—the DHS Enterprise System—that supports the application and eligibility determination process for the medical assistance programs, the largest program being Medicaid. M&O includes hosting of the system, all underlying software licenses (Oracle, IBM) and the hardware to operate the platform, the state hub (provides connectivity to the federal data services hub which is a requirement under the Affordable Care Act (ACA)), and connectivity to other data sources for verification. It also includes the technical services to continually monitor the system and to implement updates and patching of underlying software to keep software updated and to address vulnerabilities. Finally, it includes production support who staff a Help Desk and make necessary enhancements to address eligibility determination.

The contract with the current vendor was competitively bid and the contract included maintenance and operational costs as well as design, development and implementation costs through December 31, 2015. The department received from the 2015 Legislature some funding for the current fiscal year to cover maintenance and operations through June 30, 2016 and some funds to cover M&O in the supplemental budget year, but the amount appropriated by the Legislature was insufficient. Additionally, since the original budget request, the maintenance and operations budget has increased due to new required activities to connect to the federally-facilitated marketplace (FFM), Healthcare.gov. In May 2015, to meet compliance requirements as a state-based marketplace, the state decided to use the FFM to perform eligibility determinations for advance premium tax credits and cost share reductions. Connection between DHS as the Medicaid agency and the FFM was required prior to the start of Open Enrollment, November 1, 2015. Now that the connections have been successfully completed, the maintenance for the connections and additional processing for applications between DHS and the FFM must be maintained. An emergency appropriation for FY 2016 will be submitted to cover these costs. Continued maintenance of this system is necessary for both the state's integrated eligibility system as well as the connection of the state-based marketplace to Healthcare.gov. DHS will require bidding on future M&O and system work via RFP.

This request is eligible for 75% federal financial participation rate.

Increase Departmental Capacity and Efficiencies: HMS 902 – General Support for Health Care Payments

Request: Additional Design, Development & Implementation (DDI) funds

This request is for costs involved with the takeover of DDI by a new vendor: planning, testing and verifying systems, transferring information, and other related activities for transfer of vendor. Health Information Technology/Design, Development, and Implementation (HIT/DDI)—continued development of advanced data management capabilities of the Med-QUEST Division—is essential to the ongoing operation of the KOLEA eligibility application.

Additional funding is required because a new contractor is being sought to supply DDI services. The new vendor will be required to test all systems and verify their proper operation, transfer information from the old system into the new system, and plan and continue operations without interruption. There will be a six-month overlap between the new vendor and the outgoing vendor. There is no cost for the outgoing vendor (turnover is included in the contract), only for the new vendor.

3. SOCIAL SERVICES DIVISION (SSD)

Mission: Protect vulnerable adults and children from abuse, neglect, and exploitation so they may live safely in their homes and communities. This is accomplished through two branches: 1) Child Welfare Services, and 2) Adult Protective and Community Services.

Increase Departmental Capacity and Efficiencies: HMS 301 – Child Protective Services

Request: Transfer out sixteen (16) vacant positions and funding from Child Protective

This request is to transfer sixteen (16) vacant positions and funding from Child Protective Services (HMS 301) to General Support for Social Services (HMS 901) to improve CPS and APS services to children, families and vulnerable adults.

Child Welfare Services (CWS) protects children who are at-risk or have been abused and neglected. CWS investigates allegations of child abuse and neglect and provides safety and supportive services to children and their families. Statewide services include child protection, family strengthening and support, foster care, adoption, transitional services for young people in foster care, and licensing for resource family homes, child care institutions, and child placement organizations. If a child cannot be safely returned to his/her family, CWS staff works with the family and other stakeholders to develop and implement a permanency plan that best serves the child. This plan may include providing permanent placement through adoption or legal guardianship.

Due to the serious and complex work of investigating child abuse and neglect, it is very difficult to fill Child Protective Services positions (CPS). This has resulted in a high rate of vacancies. While continuing to fill CPS vacancies, sixteen (16) vacant positions and funding are being requested to be transferred from Child Protective Services (HMS 301) to General Support for Social Services (HMS 901). The transfer of these positions from Child Protective Services will help rebuild the Social Services Division (SSD), which was decimated in 2009 due to the reduction in force (RIF). The additional SSD staff will procure, pay, and monitor direct services to children and strengthen families. This allows children to remain with their families and minimize the trauma of removal.

The additional staff will also ensure Federal compliance and funding, continuous quality improvement, the development of CPS/APS policies and procedures, strategic planning and fiscal/budgetary monitoring, appropriate responses to public and client complaints, and the training of professional staff. This critical support will improve Child and Adult Protective Services and enable them to better serve children, families and vulnerable adults.

Increase Departmental Capacity and Efficiencies: HMS 301 – Child Protective Services

Request: Restore the Hawaii Child Welfare Education Collaboration to educate and train social workers to fill Child Welfare Services vacant positions

This is a proven strategy to fill vacant social worker positions in HMS 301. Child Protective Services is intense, complex work, is extremely stressful with responsibility over children and

individual's lives, and requires a high level of specific skills, competencies and experience that not many social workers possess. For these reasons, Child Protective Services has a high number of vacant positions.

This request will restore the Hawaii Child Welfare Education Collaboration (HCWEC) which has been a successful workforce recruitment and training program between DHS Child Welfare Services (CWS) and the University of Hawaii School of Social Work. Between 1998 and 2008, 109 students were admitted to the HCWEC. Of that total, 100 students completed the program and as of 2014, 25 graduates were still employed by CWS. Many other graduates are serving children and families through social service agencies in the community (e.g., Family Programs, Child and Family Services, Catholic Charities, EPIC). Child Welfare Services vacancy rate was minimal when the HCWED was in effect. The HCWEC was discontinued due to the economic downturn in 2009.

This collaboration will establish a pool of well-educated, trained graduate students who understand CWS and are able to readily fill the much needed social work positions statewide. The HCWEC will be an effective recruitment and training tool which will help CWS rebuild its program and meet Federal and State statutory mandates to keep children safe and avoid financial penalties (i.e. timely response to new intakes; conduct monthly face to face visits with each child, parent and resource caregivers). Building a workforce of highly qualified social workers ensures the safety and well-being of children, increases the level of services to families, and improves outcome for children in Hawai'i.

4. DIVISION OF VOCATIONAL REHABILITATION (DVR)

Mission: DVR exists to serve its participants and works together as a team so participants can achieve their goals and aspirations for meaningful employment through timely and individualized vocational rehabilitation services.

The Division of Vocational Rehabilitation (DVR) is a state-federal program for individuals with disabilities who require assistance to prepare for, secure, retain or regain employment. DVR administers three programs:

- Vocational Rehabilitation Program
- Services for the Blind (Ho'opono); and
- Disability Determination Program.

Each program has separate, but related functions to provide for the rehabilitation needs of persons with disabilities to secure employment and to lead full and productive lives.

The underlying philosophy and goal of DVR is that, through employment, individuals with disabilities are empowered toward economic self-sufficiency, independence and inclusion and integration into society.

DVR is primarily an employment agency for eligible persons with disabilities seeking employment. The Division also offers a broad range of services to support the goals previously stated.

Increase Departmental Capacity and Efficiencies: HMS 802 – Vocational Rehabilitation

Request: Convert two (2.00) Temporary Positions to Permanent Positions

We are requesting the no-cost conversion of two (2.00) vacant temporary positions, a Vocational Rehabilitation Specialist and an Employment Services Specialist, to permanent. The conversion will assist the Division in providing additional services and serving more consumers through the elimination of the Order of Selection waitlist and the mandates of the Workforce Innovation and Opportunity Act (WIOA). The permanent staff will improve the Division's efforts to serve individuals off the waitlist and to provide timely and quality services to individuals with disabilities to prepare for, obtain, and maintain employment.

In July 2014, the President signed WIOA into law, mandating a focus on transition-aged youth, job driven employment outcomes, and partnerships with WIOA stakeholders. The Division needs to significantly increase the types of services and number of consumer served through the mandated partnering with the Department of Education, Department of Labor, and Department of Health. The permanent staff will assist the Division in meeting these efforts and serving additional consumers.

5. DHS GENERAL ADMINISTRATION

The DHS Staff Offices provide support services to assist the Department's divisions and attached agencies in performing vital and critical work for Hawai'i's residents. Managing the resources of this large and complex department continues to be a challenge. DHS manages a \$3 billion annual budget, employs over 2,000 staff, manages and oversees four distinct divisions, and oversees four administratively-attached agencies.

The effective management of any business requires oversight and collaboration across its business lines as well as with its business partners. Given the complexity of DHS' operations it remains a considerable challenge to oversee personnel, fiscal, budget, program, IT, and operational matters related to quality control, program oversight and support as over the years administrative support resources were reduced and never recovered. We will continue to identify opportunities to leverage existing resources for great efficiencies, while also requesting support for key positions and ways to increase capacity.

Increase Departmental Capacity and Efficiencies: HMS 904 – General Administration

Request: Add permanent General Professional V position for the DHS Administrative Appeals Office (AAO)

The DHS Administrative Appeals Office (AAO) is mandated by Federal and State rules to conduct administrative hearings and issue written decisions within 60 or 90 days from the date of the hearing requests submitted by DHS clients Statewide on contested issues regarding financial assistance, food assistance (SNAP), Medicaid, child welfare services (CWS, including child abuse), and adult protective services (APS, including physical abuse and financial exploitation of seniors/disabled).

The General Professional V will assure uninterrupted operation of AAO to meet the Federal and State mandated deadlines, especially in the absence of the Administrator as AAO currently only has an Administrator and a secretary. A secretary cannot process over 1,800 cases alone nor respond to inquiries regarding the Hawaii Administrative Rules and the Hawaii Revised Statutes interpretation and application of administrative hearing process for BESSD, MQD, CPS, and APCS or circuit court appeal process from the Units/claimants/claimant's attorneys. The General Professional V will also assist the Administrator to oversee technical review of rules, adoption, maintain a comprehensive library of DHS rules and amendments, serve as a resource to program divisions about rule adoptions, confer with the Attorney General about legal issues affecting DHS administrative hearings. Majority of claimants also select to continue to receive benefits pending the hearing decisions.

If AAO is unable to timely process hearing requests and decisions are not timely issued, the State is not allowed to recover aid paid to claimants after the decision due date. If the decision is in the State's favor, it will impact the States revenue and also impact federal funding received for SNAP and Medicaid.

The General Professional V will ensure AAO will be efficient, effective, and in compliance with meeting the federal and state deadlines in processing the appeals. These measures will save the State/Department from substantial overpayments. The position will pay for itself by the monies the State/Department will save.

This request is eligible for federal financial participation.

6. GOVERNOR'S COORDINATOR ON HOMELESSNESS

The administration has developed a comprehensive strategy to address homelessness, which includes interventions to address both short- and long-term housing needs. While other departments work to create additional housing inventory and address immediate public safety concerns related to homelessness, the Department of Human Services' budget request is focused on people and will support a range of different interventions aimed at quickly transitioning homeless households off of the streets, sidewalks and beaches and into permanent homes.

These person-focused interventions are based on data about Hawaii's homeless population, and include (1) Housing First services to meet the needs of the chronically homeless, (2) Rapid Re-Housing services to more quickly assist households in moving through the shelter system, and (3) A short-term facility that will create additional space for unsheltered homeless families in the short-term. In addition, the DHS budget includes increased funding for statewide homeless outreach, so that homeless individuals and families are connected with trained outreach staff so that homeless households are more readily able to access the range of services being provided. There will be overlap between the HMS 224 and the Governor's Coordinator on Homelessness budget requests because he and the DHS Homeless Programs Office are working in tandem.

Improve Health and Safety; Improve Systems: HMS 224 – Homeless Service

Request: Add general funds for Housing First Program

Please note: This request is both from the DHS Homeless Programs Office (HPO) and the Governor's Coordinator on Homelessness.

Housing First is a targeted intervention to address the long-term housing needs of chronically homeless individuals and families by providing a long-term housing subsidy combined with wraparound supportive services. For the past few years, Housing First has been funded on a year-to-year basis, and the State currently contracts the U.S. Veterans Initiative to house a projected 75 households on the island of Oahu. The appropriation requested for Housing First would expand the program statewide, and would allow a greater number of households to be served. Of the 7,620 estimated homeless persons in Hawaii, 1,534 (20%) were identified as chronically homeless in the 2015 statewide Point in Time count - this number includes 868 on the island of Oahu, and 666 on the neighbor islands. While the number of chronically homeless individuals represents only a small percentage of the population, this segment of the homeless population is believed to utilize the greatest amount of public dollars through frequent use of hospital emergency rooms and other public services. When implemented in other communities, Housing First programs have resulted in a significant reduction in public costs. The \$3 million in requested funds would serve an estimated 180 households statewide.

Improve Health and Safety; Improve Systems: HMS 224 – Homeless Service

Request: Add funding for homeless outreach

Please note: This request is both from the DHS Homeless Programs Office (HPO) and the Governor's Coordinator on Homelessness.

Homeless outreach provides a touch point for unsheltered homeless individuals and families to access housing and supportive services, such as Housing First, Rapid Re-Housing, or shelter. Homeless outreach providers conduct intake and assessment for these various programs, which includes completing program applications, assisting with the determination of program eligibility, assisting with housing search, and working to obtain identification and other necessary documents. Without the assistance of homeless outreach, many homeless individuals are unable to access care and unable to navigate Hawaii's system of homeless

services. When homeless individuals are removed from government properties or other restricted or unsafe areas, the role of homeless outreach providers is also critical to ensure that homeless individuals have access to shelter, and are not simply moved from one unsafe living space to another.

As the number of unsheltered individuals statewide continues to increase from year to year, the demand for outreach services continues to grow. However, funding for homeless outreach has remained stable, and remains limited - particularly in rural areas on the neighbor islands. For example, on Kauai, homeless outreach is provided by one half-time worker, who is expected to service the estimated 300 homeless individuals on that island. The appropriation requested for Homeless Outreach would expand homeless outreach services, and enable outreach to be better targeted to meet the needs of specific geographic regions. The increased investment in homeless outreach is expected to result in better utilization of Housing First, Rapid Re-Housing, and shelter resources statewide.

Invest in children and families; Improve health and safety: HMS 224 - Homeless Services

Request: Add funds to operate new Kakaako shelter

A recent analysis of shelter vacancies throughout the state suggests a lack of sufficient space for unsheltered homeless families with minor children. Due to the dramatic increase in the number of unsheltered homeless families – particularly on the island of Oahu – there is an urgent need to construct a transitional housing facility that can shelter these families in a safe and sanitary manner and to provide necessary health and social services to them. The State is currently in the process of finalizing plans for a transitional housing facility that is estimated to serve approximately 60 families, representing 240 individuals, annually. The housing facility will be located in urban Honolulu in close proximity to transportation, schools, places of employment, and social services. The facility will serve not only as temporary housing, but also as an assessment center where homeless families can be assessed for Housing First, Rapid Re-Housing and other types of housing supports.

Improve health and safety: HMS 224 - Homeless Services

Request: Establish a Stored Property Program

Many unsheltered homeless individuals do not have the means to immediately store their belongings, which can include personal identification and other government documents (i.e. Social Security Card, Birth Certificate, etc.). As a result, when these individuals are asked to move when residing on government property, these belongings may be lost or disposed of, which can result in additional hardship for the homeless individual. In particular, the loss of photo identification can be particularly challenging, as identification is often required to apply for housing, as well as a number of government benefits. The City & County of Honolulu has adopted a Stored Property Ordinance (SPO), which provides for the storage of abandoned items for a period of up to 30 days, however the State has no similar provision for property storage. The appropriation requested would implement a property storage program for the State of

Hawaii so that abandoned items left behind on government properties can be stored temporarily.

Improve systems; Increase departmental capacity and efficiencies: HMS 904 - Administrative Services

Request: Positions and funds for the Governor's Special Homelessness Project

The Governor's Coordinator on Homelessness and special project staff are funded by the Department of Human Services, and housed within the Office of the Governor. The role of the Coordinator and staff is to coordinate a statewide response to homelessness among State departments and agencies, as well as with stakeholders from Federal and County government and the broader community. The Coordinator and staff support the Hawaii Interagency Council on Homelessness, as well as the Governor's Leadership Team on Homelessness. In addition, the Coordinator also provides representation for the State within the Continuums of Care (CoCs), which are coalitions of homeless service providers on Oahu and on the neighbor islands. A coordinated response among all community stakeholders is necessary to address the complexity of Hawaii's homeless situation, which has recently risen to the level of a statewide emergency. The ability to travel to neighbor island communities is critical, as homelessness is not an issue isolated to the island of Oahu. The appropriation provides additional staff to assist with community development and engagement, as well as expenses for neighbor island travel and day-to-day office operations.

7. HAWAI'I PUBLIC HOUSING AUTHORITY

HPHA will submit its testimony separately.

8. OFFICE OF YOUTH SERVICES (OYS)

Mission: Provide programs and services for Hawaii's youth including the provision of balanced and comprehensive services for at-risk youth, to prevent delinquency, reduce recidivism, and maximize opportunities for youth to become productive, responsible citizens through community based and family-focused treatment interventions.

Invest in Children and Families: HMS 501 – In-Community Youth Programs

Request: Additional Funds for REACH Program

The Legislature established the Office of Youth Services (OYS) in 1989 to provide leadership in developing and coordinating a comprehensive continuum of services to prevent and reduce juvenile delinquency and enhance public safety. Furthermore, OYS is responsible for administering the federal Juvenile Justice and Delinquency Prevention Act (2002), and OYS operates and provides oversight of the state's only juvenile correctional facility.

OYS focuses on programs and service areas that address youth needs ranging from prevention to incarceration and after-care. These programs are rooted in a belief that community is where

our youth belong and that deep connections, restoration, forgiveness and healing emerges as the “Aloha Spirit” statute (HRS 5-7.5) is considered and embraced.

OYS implemented an appropriation (\$500,000) by the 2014 Legislature toward funding 11 schools for services, activities, and programs in safe, structured learning environments. It was completed in collaboration with the Resources for Enrichment, Athletics, Culture and Health Program (REACH) and the Lieutenant Governor’s initiative to provide quality afterschool programming for middle schools. This request is to continue the REACH program in local schools.

9. HAWAI’I STATE COMMISSION ON THE STATUS OF WOMEN

Mission: Work toward equality for women and girls in the State by acting as a catalyst for positive change through advocacy, education, collaboration and program development.

The Hawai’i State Commission on the Status of Women (HSCSW) is a non-partisan state commission that consists of seven appointed commissioners from across the state and works toward equality for women and girls by acting as a catalyst for positive change through advocacy, education, collaboration and program development.

HSCSW was established on May 15, 1964 through executive order by the Governor, and made permanent through Act 190, Session Laws of Hawai’i 1970. Its four main purposes are:

1. Aid in the implementation of policy recommendations;
2. Advise governmental and non-governmental organizations of the specific issues and problems faced by Hawai’i women;
3. Act as a central clearinghouse and coordinating body for governmental and nongovernmental activities and information relating to the status of women; and
4. Create public awareness and understanding of the responsibilities, needs, potentials and contributions of women in Hawai’i.

There are no budget requests.

10. HAWAI’I STATE COMMISSION ON FATHERHOOD

Mission: Promote healthy family relationships by emphasizing the important role fathers play in the lives of their children.

The Hawai’i State Commission on Fatherhood (COF) is a governor-appointed board comprised of representatives from all four counties, with representation from DHS, the Office of the Attorney General and the Office of Youth Services. The Commission is administratively attached to DHS.

COF advises state agencies and makes recommendations on programs, services and contracts to promote healthy family relationships. COF also emphasizes the importance of involved,

nurturing and responsible fathers in children's lives. The presence of fathers positively impacts school performance and self-esteem and decreases high-risk behaviors and substance abuse.

In FY 2015, COF also partnered with the University of Hawai'i Center on the Family to develop a groundbreaking study, "State of Fatherhood in the State of Hawai'i". The study provides a quantitative understanding of how fathers are doing in Hawai'i as compared to their U.S. mainland counterparts. It also serves as a foundation for future work to serve fathers, their children, and their families.

There are no budget requests.

11. CAPITAL IMPROVEMENT PROJECTS

The Department of Human Services has no CIP requests. However, DHS may submit a request to extend the CIP to build out the integrated eligibility and case management system for BESSD and SSD. Such an extension may be necessary if DHS is unable to complete the procurement process before June 30, 2016. DHS is currently undergoing a review process to seek approvals of IAPDU and RFP at the federal and state levels.

12. Additional Information

Please see the following pages for the requested tables in the requested format for additional details.

The Department of Human Services invests in people and is committed to improving access to services, achieving effectiveness in the delivery of services, and ensuring that no one is left behind in our interconnected communities. There is a renewed emphasis on collaborating with other government agencies and community stakeholders to leverage resources and energies for our shared goals, increasing efficiencies, and providing appropriate services at appropriate times to the appropriate people. These commitments are aligned with the Administration's values and practices and also reflected in our supplemental budget request.

Thank you to Chair Tokuda and Chair Luke and the members of both committees for this opportunity to present our budget for FY2017. We look forward to working with you during this legislative session to improve the health of our shared community.

Department of Human Services
 Prioritized List of Functions

Table 1

Priority	Description of Function	Activities	Prog ID(s)	Statutory Reference
18	Ensure the safety and welfare of youth at HYCF	Maintaining safety and security; providing rehabilitative services	HMS 503	HRS 352 , 352D
19	Ensure the safety and welfare of youth on parole	Monitoring youth; coordinating services; strengthening families	HMS 503	HRS 352 , 352D
2	Determine eligibility for and provide financial, food stamp and energy assistance payments to qualifying individuals and families	Financial Assistance Program (FAP) (HMS 202, HMS 204, and HMS 211) activities include, but are not limited to, issuance of cash benefits for food, clothing, shelter, and other essentials to households eligible for TANF, TAONF, GA or AABD program. Supplemental Nutrition Assistance Program (SNAP), formerly known as Food Stamp Program, provides low-income households with electronic benefits they can use like cash at most grocery stores, to ensure that they have access to a healthy diet. SNAP and cash assistance are issued through the BESSD eligibility staffing (HMS 236). SNAP also provides outreach and nutrition education services to SNAP recipients and eligible households (HMS 903). LIHEAP (HMS 206) provides one time payments in the form of credits to utility accounts to eligible low income households. Administrative oversight of these services are provided through the	HMS 202, 204, 206, 211, 236, 903	HRS 346-51; PRWORA Pub L. 104-193
7	Federal Low Income Public Housing Program	HPHA provides rental housing to approximately 5300 extremely low income families; rents tied to income, not to exceed thirty percent adjusted gross income. Under the public housing program, the HPHA is responsible for developing new public housing projects, determining eligibility requirements and rental rates, processing applications and maintaining the rental property at an acceptable standard. Subsidized by U.S. Dep't. of Housing & Urban Development (HUD).	HMS 220; HMS 229	U.S. Housing Act of 1937; Various Federal Statutes pertaining to HUD; HUD Federal Regulations; 356D-13 HRS
21	State Low Income Public Housing Program	HPHA provides rental housing to approximately 860 extremely low income families; rents tied to income, not to exceed thirty percent adjusted gross income. No General Fund operating subsidies are provided by the State.	HMS 220; HMS 229	§356D-44, HRS
22	Section 8 Housing Choice Voucher Rent Subsidy Program	HPHA provides rental vouchers to approximately 1,900 very low income families to assist in obtaining private market rentals. Beneficiary pays an amount not to exceed thirty percent adjusted gross income with the Housing Authority making housing assistance payments to landlords to bring closer to market rent.	HMS 222; HMS 229	U.S. Housing Act of 1937; Various Federal Statutes pertaining to HUD; HUD Federal Regulations; 356D-13 HRS
23	State Rent Supplement Program	HPHA provides rental vouchers to approximately 380 very low income families to assist in obtaining private market rentals. Beneficiary pays an amount not to exceed thirty percent adjusted gross income with the Housing Authority making housing assistance payments to landlords to bring closer to market rent.	HMS 222; HMS 229	§356D-151, HRS

Department of Human Services
 Prioritized List of Functions

Table 1

Priority	Description of Function	Activities	Prog ID(s)	Statutory Reference
4	Contracts for services to assist the homeless	The State Homeless Programs currently consists of three basic components: development of programs and transitional facilities, provision of shelter and social services, and the management of state owned shelters. In addition to these components, the State Homeless Programs provides the overall administrative policy direction for the homeless programs, including the establishment and amendment of the administrative rules governing the programs; implementation of the Statewide Continuum of Care; and facilitation of the State Interagency Council on Homelessness, the State's homeless strategic planning council. Administrative oversight of these services are provided through the BESSD Administration (HMS 903)	HMS 224, 903	
6	Provide employment training, support services and social services to individuals and families pursuing self-sufficiency	Activities include, but are not limited to, eligibility determination services and case management, employment preparedness and placement, and support services (child care, transportation and work related expenses) to gear welfare recipients towards self-sufficiency (HMS 236 and 237); domestic violence advocacy, substance abuse treatment, vocational rehabilitation, transitional homeless, and positive youth development services to eligible families through departmental employees and purchase of service (POS) contracts (HMS 903). HMS 903 activities also include provision of general support to BESSD in the form of investigation of welfare fraud, electronic system support, staff development and training, and Electronic Benefit Transfer. Administrative oversight of these services are provided through the BESSD Administration (HMS 903)	HMS 236, 237, 903	HRS 346-102; PRWORA Pub L. 104-193

Department of Human Services
 Prioritized List of Functions

Table 1

<u>Priority</u>	<u>Description of Function</u>	<u>Activities</u>	<u>Prog ID(s)</u>	<u>Statutory Reference</u>
10	Determine eligibility for disability assistance and provide vocational rehabilitation services to the blind and disabled and prepare them for employment.	The function of this organizational unit is to administer the statewide programs of six vocational rehabilitation services for persons with physical and mental disabilities, independent living rehabilitation services for persons with severe disabilities, general services for persons who are blind and visually impaired, and the disability determination of claims for social security disability insurance and social supplemental income payments. These programs are in accordance to the Rehabilitation Act of 1973, as amended, the Randolph-Sheppard Vending Stands Act, the Workforce Innovation and Opportunity Act, the Individuals with Disabilities Education Act, the Americans with Disabilities Act, and other applicable federal and state laws, statutes, rules, regulations, policies, and agreements with other state agencies and the federal government.	HMS 238 & 802	Rehabilitation Act of 1973, as amended. Title I, Parts A&B, Section 100-111. 29 USC 720-731. 34 CFR 361. HRS 347-1, 347-2, 347-3, 347-4, 348-1, 348-2. PL 99-506, PL 95-602, PL 97-35, PL 93-112, PL 100-407, PL 113-128.

Department of Human Services
 Prioritized List of Functions

Table 1

Priority	Description of Function	Activities	Prog ID(s)	Statutory Reference
1	<p>To enable children at risk or exposed to abuse or neglect to live in a safe and secure environments by providing in-home and out-of-home social services that benefit the children and their families.</p> <p>Child Welfare Services (CWS) has two paramount program objectives:</p> <ol style="list-style-type: none"> 1. Safety – Provide for the safety and well-being of children. 2. Permanency -- Return children to a safe home or provide an alternate safe, permanent home. 	<p>The Program meets its objectives by the provision of the following activities and services to children who have been exposed to harm or threat of harm and their families:</p> <ul style="list-style-type: none"> • Child abuse/neglect screening and referral • Child abuse/neglect investigation • 24-hour crisis intervention, Assessment • Family preservation/strengthening and support services to prevent placement; family reunification • Case management • Multi-disciplinary team diagnostic consultation • Individual and family counseling • Group treatment • Intra-family sex abuse treatment • Mothers and infants-at-risk treatment • Permanency planning and adoption • Setting of licensing standards for child caring and child placing organizations • Recruiting, training, certifying, re-certifying, monitoring and supporting Resource Caregivers • Recruiting and approving adoptive homes • Family strengthening and reunification support 	HMS 301	<ol style="list-style-type: none"> 1. Chapter 346-14(2), Hawaii Revised Statutes (HRS), Establish, extend and strengthen services for the protection and care of abused and neglected children. 2. Chapter 346-17, HRS, Authority over and investigation of child placing organizations, child caring institutions, and family foster homes. 3. Chapter 350, HRS, Child Abuse and Chapter 587, HRS, Child Protective Act. 4. Chapter 587A, Child Protective Services Act. 5. Public Law (PL) 96-272, Adoption and Child Welfare Act of 1980. 6. Child Abuse Protection and Treatment Act. 7. PL

Department of Human Services
 Prioritized List of Functions

Table 1

<u>Priority</u>	<u>Description of Function</u>	<u>Activities</u>	<u>Prog ID(s)</u>	<u>Statutory Reference</u>
8	Provide child care to working families through payments to child care providers	Activities include, but are not limited to, supporting recipients of public assistance, employed parents, parents in education or training programs, or children in need of child care for protective reasons by providing child care subsidies so that the parents can work, or attend education or job training, in order for families to actively pursue, or maintain, self-sufficiency. In the case of parents active with Child Welfare Services, child care subsidies in provided so parents can complete services that would result in the reunification of the family. Also provides for the recruitment and licensing of child care facilities statewide (HMS 305). Program activities increase the availability of child care available to working low-income parents as well as ensuring the safety of children through the setting of child care standards and the licensing and monitoring of child care providers (HMS 302). Administrative oversight of these services are provided through the BESSD Administration (HMS	HMS 302, 305, 903	HRS 346-151; PRWORA Pub L. 104-193

Priority	Description of Function	Activities	Prog ID(s)	Statutory Reference
5	To ensure an adequate standard of living for children who are removed from their family homes because of abuse, threat of harm, neglect, or inadequate care and supervision. The Program provides payments for room and board and costs related to care or assistance in family preservation, reunification, or adoption as mandated by federal and state laws. Substitute caregivers are assisted in providing an adequate standard of living for children in their care with funding from Child Welfare Services for the children's basic living costs.	<p>The program meets its objectives by providing the following payments:</p> <ul style="list-style-type: none"> • Foster board for relative and non-relative out-of-home care • Payment for emergency shelter care • Payment for children living with permanent custodians, legal guardians, or adoptive parents • Maintenance payments for former foster youth attending higher education • Assistance to foster parents, adoptive parents and permanent custodians/legal guardians for children who present challenges in their physical, emotional or psychological functioning • Subsidies to facilitate adoption for children with special needs • Payments to cover basic daily living needs and other essentials such as clothing, transportation to school, medical care, and visitation services to facilitate reunification or to prevent out of home placement. • Payment for Voluntary Care to 21 	HMS 303	<ol style="list-style-type: none"> 1. Chapter 346-14(2), Hawaii Revised Statutes (HRS), Establish, extend and strengthen services for the protection and care of abused and neglected children. 2. Chapter 346-17, HRS, Authority over and investigation of child placing organizations, child caring institutions, and family foster homes. 3. Chapter 587A, Child Protective Services Act 4. Public Law (PL) 96-272, Adoption and Child Welfare Act of 1980. 5. PL 105-89, Adoption and Safe Families Act. 6. Public Law 110-351, Fostering Connections to Success and Increasing Adoptions

Department of Human Services
Prioritized List of Functions

Table 1

<u>Priority</u>	<u>Description of Function</u>	<u>Activities</u>	<u>Prog ID(s)</u>	<u>Statutory Reference</u>
3	Determine eligibility for and contract to provide appropriate health care services through the Medicaid program for qualifying persons	Activities include determining eligibility of applicants for medical assistance and administering the medical assistance/insurance program. This eligibility may be for the federal Medicaid program or the State Children's Health Insurance Program, or for the State funded Medicaid-like program. DHS complies with federal requirements. Recipients receive their healthcare primarily through contracted managed care organizations (i.e. QUEST Integration health plans beginning January 1, 2015). A very small number of people in specific circumstances receive services through the fee-for-service program. Additionally, DHS works with DOH and DOE to receive federal funding for eligible services provided in schools or in other programs such as the Adult Mental Health Division, Children and Adolescent Mental Health Division, Early Intervention Program, as well as for the developmentally disabled/mentally retarded waiver through the Developmentally	HMS 401, 902	Title XIX SSA, Section 1102, 49 Stat 647 (42 USC 1302); HRS 346-14, 346-D
9	Adult Protective Services	Investigates reports of abuse, neglect and financial exploitation of vulnerable adults, age 18 and over. Provides crisis intervention to prevent further abuse.	HMS 601	HRS Part X, Ch. 346 - 221-253
30	Nurse Aide Training and Competency Evaluation Program; Feeding Assistant Training Program	Establishes the curriculum requirements for state certification of nurse aide training programs and state approval for Federal Recertification Training Programs. Requirements of the training are mandated by Federal and State law	HMS 601	HRS Ch. 346-46, Ch. 457A-2, 42.C.F.R. § 431.10; 440.40
31	Courtesy Repatriate Services	Provides temporary resettlement assistance, care and treatment for U. S. citizens who return from a foreign country because of destitution, illness, threat of war or a similar crisis.	HMS 601	HRS Ch. 346-14, 45 C.F.R. § 212.3
12	Adult Foster Care	Provides placement and case management services in licensed adult residential care homes. to eligible clients who receive Supplemental Security Income (SSI), Medicaid, or financial assistance from the Department.	HMS 601	HRS Ch. 346-14
24	Chore Services	Provides essential in-home housekeeping services to enable eligible disabled clients, who do not meet the eligibility requirements of MQD's QExA, to remain in the community. To receive chore services, an individual must be eligible for Supplemental Security Income (SSI), Medicaid, or financial assistance from the Department.	HMS 601	HRS Ch. 346-14
25	Community Based Residential Support	Provides State Supplemental Payments (SSP) to recipients who are eligible to receive Supplemental Security Income (SSI) from the Social Security Administration as they are aged, blind or disabled, living in a Domiciliary Care Home or Community Care Foster Family Home and are in need of additional funds to pay for their room and board.	HMS 605	HRS Ch. 346-53

Priority	Description of Function	Activities	Prog ID(s)	Statutory Reference
17	<p>Provide assistance in the development of long range goals and coordinate research, planning, programming and action on the opportunities, needs, problems and contributions of women in Hawaii.</p> <p>Legislative Advocacy</p> <p>Women's Health Advocacy</p> <p>Women's History Month</p> <p>Women's Political Participation</p> <p>Women's Pay Equity</p>	<p>The Hawaii State Commission on the Status of Women has worked to ensure women and girls full and equal coverage under the law by informing governmental and non-governmental agencies and the public of women's rights, opportunities, contributions, and responsibilities; advocating for the enactment or revision of laws and/or policies that eliminate gender discrimination; identifying and supporting programs and projects that address women's concerns and needs; and establishing and maintaining an active presence in the community by facilitating information dissemination, acting as a liaison, clearinghouse, and coordinating body for issues relating to women.</p> <p>Participation in Hawaii Women's Coalition; researching and tracking legislation pertinent to issues affecting women.</p> <p>Women's Health Month: Maximizing public awareness of women's health issues through public health workshops, health fairs and lectures.</p> <p>Women's History Month: Commemorates Women's History Month by celebrating contributions of women in Hawaii.</p> <p>Ready to Run Campaign: The Commission offers multiple workshops and trainings for individuals wishing to run for elected office. The Commission also assists in registering voters.</p> <p>The Commission advocates for pay equity through education on paid family leave and flexible work environments for working families.</p>	HMS 888	HRS 367-1, 367-2, 367-3, 367-4, 367-5, 367-6

Priority	Description of Function	Activities	Prog ID(s)	Statutory Reference
16	To enhance program effectiveness and efficiency by formulating policies, administering operations and personnel, planning, development, and implementation of a comprehensive statewide social service program that includes adult community care services (ACCS) and child welfare services (CWS) within the Social Services Division. The program meets its objectives by developing division level plans, providing basic/introductory program specific skills and computer trainings to new employees and beyond-introductory training to eligible employees, conducting federal/internal compliance reviews, processing computer system/equipment requests for modification, processing of Medicaid waiver client payments, and executing contracts and monitoring of contract providers.	<ul style="list-style-type: none"> • planning • budget coordination and monitoring • staff training • contracting and contracts monitoring • grants management and staff compliance monitoring • information system development and maintenance 	HMS 901	7. Chapter 346-14(5) and Chapter 346-14 (6), Hawaii Revised Statutes (HRS), Establish, extend and strengthen services for the protection and care of abused and neglected children. 8. Chapter 346-17, HRS, Authority over and investigation of child placing organizations, child caring institutions, and family foster homes. 9. Chapter 587A, Child Protective Services Act 10. Public Law (PL) 96-272, Adoption and Child Welfare Act of 1980. 11. PL 105-89, Adoption and Safe Families Act. Public Law 110-351, Fostering Connections
13	Provide overall direction and administration to the Department, including budget development and execution, maintenance of accounting and client records, research, analysis and information management services, and assuring compliance with Federal and State laws and regulations.	Formulating Overall Policies – Plan and develop short- and long-range programs to achieve the objectives of the major program areas within the Department; evaluate program policies and procedures and initiate changes when applicable; propose State and Federal legislation and conduct research related to program needs.	HMS 904	HRS 346-2, 346-6, 346-7, 346-14

Department of Human Services
Prioritized List of Functions

Table 1

Priority	Description of Function	Activities	Prog ID(s)	Statutory Reference
14	Provide overall direction and administration to the Department, including budget development and execution, maintenance of accounting and client records, research, analysis and information management services, and assuring compliance with Federal and State laws and regulations.	Directing Operations and Personnel – Evaluate quality and quantity of services rendered by programs; conduct studies and develop management improvement programs; enhance employee skills and improve work performance through in-services training and staff development programs; safeguard employee health and welfare; assure adequate and appropriate work force to maintain a satisfactory operational level; and participate in labor relations and collective bargaining contract negotiations.	HMS 904	HRS 346-2, 346-6, 346-7, 346-14
15	Provide overall direction and administration to the Department, including budget development and execution, maintenance of accounting and client records, research, analysis and information management services, and assuring compliance with Federal and State laws and regulations.	Providing Other Administrative Services – Maintain a system of fiscal control and reporting on state, federal and other funds; maintain a system of purchasing, disbursement and inventory management; provide technical assistance to program managers in budget preparation and execution; develop, install and maintain an effective information system; and coordinate rules and regulations for programs.	HMS 904	HRS 346-2, 346-6, 346-7, 346-14
28	Operate and manage HYCF	Overseeing the facility's operations	HMS 501	HRS 352
11	Administer the federal Juvenile Justice and Delinquency Prevention Act	Ensuring compliance with the 4 core requirements of the Act to include compliance with the Prison Rape Elimination Act (PREA).	HMS 501	HRS 352D
20	Provide prevention/diversion/intervention services to prevent delinquency and reduce recidivism	Funding and coordinating a continuum of services for at-risk youth in the community	HMS 501	HRS 352D
26	Foster Grandparent Program	Provides stipends to enable low-income older adults to assist children with special and exceptional needs in schools, Head Start sites, and non-profit organizations.	HMS 601	HRS Ch. 346-56, 42,. C.F.R. §1208.1-2
27	Senior Companion Program	Provides stipends to low income older adults who provide in-home companionship and limited personal care to frail elders and provide respite and relief for caregivers.	HMS 601	HRS, Ch. 346-56, 42 C.F.R. § 1207.1
29	Respite Companion Service Program	Provides training/employment for low-income older adults the opportunity to learn job readiness skills at designated adult day care and day health facilities or within the homes of older adults, with the goal of preparing them for employment opportunities.	HMS 601	HRS Ch.. 346-14, Part II, 346-56, 29 C.F.R. § 89-19
32	Transportation Assistance for Resident Aliens and Naturalized Citizens	Enables seniors, age 60 and over, C4 who are resident aliens or naturalized citizens to return to homelands outside the United States.	HMS 601	HRS Ch. 346-141-146

Department of Human Services
Department-Wide Totals

Table 2

Fiscal Year 2016				
Act 119/15 Appropriation	Restriction	Emergency Appropriations	Total FY16	MOF
\$1,165,722,528.00	-\$12,242,750.00	\$0.00	\$1,153,479,778.00	A
\$1,825,150,955.00	\$0.00	\$0.00	\$1,825,150,955.00	N
\$17,731,799.00	\$0.00	\$0.00	\$17,731,799.00	P
\$10,083,864.00	\$0.00	\$0.00	\$10,083,864.00	W
\$5,939,604.00	\$0.00	\$0.00	\$5,939,604.00	B
\$7,659,859.00	\$0.00	\$0.00	\$7,659,859.00	U
\$10,000.00	\$0.00	\$0.00	\$10,000.00	R
\$3,032,298,609.00	-\$12,242,750.00	\$0.00	\$3,020,055,859.00	Total
Fiscal Year 2017				
Act 119/15 Appropriation	Reductions	Additions	Total FY17	MOF
\$1,190,956,111.00	\$1,045,379.00	\$56,406,009.00	\$1,248,407,499.00	A
\$1,898,605,651.00	-\$1,729,281.00	\$77,099,675.00	\$1,973,976,045.00	N
\$17,731,799.00		\$190,073.00	\$17,921,872.00	P
\$10,123,013.00		\$4,548,636.00	\$14,671,649.00	W
\$4,204,179.00			\$4,204,179.00	B
\$7,177,821.00			\$7,177,821.00	U
\$10,000.00			\$10,000.00	R
\$3,128,808,574.00	-\$683,902.00	\$138,244,393.00	\$3,266,369,065.00	Total

Department of Human Services
Program ID Totals

Table 3

Prog ID	Program Title	MOF	As budgeted by Act 119/15 (FY16)			Governor's Submittal (FY17)			Percent Change of \$\$\$\$
			Pos (P)	Pos (T)	\$\$\$	Pos (P)	Pos (T)	\$\$\$	
HMS 202	Aged, Blind and Disabled Payments	A	-	-	\$ 4,029,480	-	-	\$ 4,029,480	0.0%
HMS 204	General Assistance Payments	A	-	-	\$ 23,889,056	-	-	\$ 23,889,056	0.0%
HMS 206	Federal Assistance Payments	N	-	-	\$ 5,478,053	-	-	\$ 5,703,592	4.1%
HMS 211	Cash Support for Families Pursuing Self-Sufficiency	A	-	-	\$ 22,694,156	-	-	\$ 22,694,156	0.0%
HMS 211	Cash Support for Families Pursuing Self-Sufficiency	N	-	-	\$ 44,000,000	-	-	\$ 44,000,000	0.0%
HMS 220	Rental Housing Services	A	-	-	\$ 7,326,917	-	-	\$ 7,332,198	0.1%
HMS 220	Rental Housing Services	N	200.00	7.50	\$ 79,431,447	200.00	7.50	\$ 79,710,677	0.4%
HMS 220	Rental Housing Services	W	21.00	-	\$ 4,989,947	21.00	-	\$ 5,005,456	0.3%
HMS 222	Rental Assistance Services	A	1.25	-	\$ 1,064,424	23.25	7.00	\$ 2,193,455	106.1%
HMS 222	Rental Assistance Services	N	16.75	15.00	\$ 26,286,160	0.75	2.00	\$ 24,550,654	-6.6%
HMS 224	Homeless Services	A	9.00	-	\$ 17,290,567	11.00	-	\$ 24,640,474	42.5%
HMS 224	Homeless Services	N	-	-	\$ 626,906	-	-	\$ 649,448	3.6%
HMS 224	Homeless Services	P	-	-	\$ 2,366,839	-	-	\$ 2,366,839	0.0%
HMS 229	HPHA Administration	N	76.00	41.00	\$ 39,086,881	76.00	41.00	\$ 39,225,821	0.4%
HMS 229	HPHA Administration	W	22.00	20.00	\$ 3,763,717	86.00	20.00	\$ 8,335,993	121.5%
HMS 236	Case Management for Self-Sufficiency	A	301.78	-	\$ 14,660,144	296.32	-	\$ 14,680,978	0.1%
HMS 236	Case Management for Self-Sufficiency	N	237.22	-	\$ 21,036,235	233.68	-	\$ 23,650,702	12.4%
HMS 236	Case Management for Self-Sufficiency	P	-	-	\$ 2,763	-	-	\$ 30,237	994.4%
HMS 237	Employment and Training	A	-	-	\$ 469,505	-	-	\$ 469,505	0.0%
HMS 237	Employment and Training	N	-	-	\$ 699,734	-	-	\$ 1,245,750	78.0%
HMS 238	Disability Determination	N	49.00	-	\$ 7,734,711	49.00	-	\$ 7,948,770	2.8%
HMS 301	Child Protective Services	A	224.10	-	\$ 33,962,357	216.30	-	\$ 34,187,365	0.7%
HMS 301	Child Protective Services	B	-	-	\$ 1,007,587	-	-	\$ 1,007,587	0.0%
HMS 301	Child Protective Services	N	180.40	-	\$ 40,817,133	172.20	-	\$ 40,733,447	-0.2%
HMS 301	Child Protective Services	P	-	-	\$ 106,225	-	-	\$ 106,225	0.0%
HMS 302	General Support for Child Care Services	A	19.57	-	\$ 1,220,012	25.35	-	\$ 1,664,990	36.5%
HMS 302	General Support for Child Care Services	N	19.43	-	\$ 11,165,857	24.65	-	\$ 11,646,861	4.3%
HMS 303	Child Protective Services Payments	A	-	-	\$ 43,131,294	-	-	\$ 43,131,294	0.0%
HMS 303	Child Protective Services Payments	N	-	-	\$ 23,614,626	-	-	\$ 23,614,626	0.0%

Department of Human Services
Program ID Totals

Table 3

Prog ID	Program Title	MOF	As budgeted by Act 119/15 (FY16)			Governor's Submittal (FY17)			Percent Change of \$\$\$\$
			Pos (P)	Pos (T)	\$\$\$	Pos (P)	Pos (T)	\$\$\$	
HMS 305	Cash Support for Child Care	A	-	-	\$ 15,011,811	-	-	\$ 21,011,811	40.0%
HMS 305	Cash Support for Child Care	N	-	-	\$ 38,530,754	-	-	\$ 38,530,754	0.0%
HMS 401	Health Care Payments	A	-	-	\$ 870,805,644	-	-	\$ 923,432,844	6.0%
HMS 401	Health Care Payments	B	-	-	\$ 3,392,660	-	-	\$ 1,376,660	-59.4%
HMS 401	Health Care Payments	N	-	-	\$ 1,371,256,037	-	-	\$ 1,469,840,368	7.2%
HMS 401	Health Care Payments	P	-	-	\$ 13,216,034	-	-	\$ 13,216,034	0.0%
HMS 401	Health Care Payments	U	-	-	\$ 7,265,746	-	-	\$ 6,781,921	-6.7%
HMS 501	In-Community Youth Programs	A	14.00	-	\$ 9,068,364	14.00	-	\$ 9,100,128	0.4%
HMS 501	In-Community Youth Programs	N	-	3.50	\$ 2,571,059	-	3.50	\$ 2,572,105	0.0%
HMS 503	Hawaii Youth Correctional Facility	A	121.00	1.00	\$ 10,960,288	121.00	-	\$ 11,189,185	2.1%
HMS 601	Adult Protective and Community Services	A	71.48	-	\$ 5,923,337	71.48	-	\$ 5,722,274	-3.4%
HMS 601	Adult Protective and Community Services	N	7.02	3.00	\$ 3,812,808	7.02	3.00	\$ 3,836,261	0.6%
HMS 601	Adult Protective and Community Services	P	-	-	\$ 1,321,390	-	-	\$ 1,321,390	0.0%
HMS 601	Adult Protective and Community Services	R	-	-	\$ 10,000	-	-	\$ 10,000	0.0%
HMS 601	Adult Protective and Community Services	U	-	-	\$ 394,113	-	-	\$ 395,900	0.5%
HMS 605	Community-Based Residential Support Services	A	-	-	\$ 17,810,955	-	-	\$ 17,810,955	0.0%
HMS 802	Vocational Rehabilitation	A	36.27	3.30	\$ 4,571,149	37.09	2.64	\$ 4,669,762	2.2%
HMS 802	Vocational Rehabilitation	N	68.23	6.70	\$ 14,357,041	69.91	5.36	\$ 14,569,009	1.5%
HMS 802	Vocational Rehabilitation	W	-	-	\$ 1,330,200	-	-	\$ 1,330,200	0.0%
HMS 888	Commission on the Status of Women	A	1.00	1.00	\$ 161,833	1.00	1.00	\$ 164,016	1.3%
HMS 901	General Support for Social Services	A	14.65	-	\$ 2,231,378	22.45	-	\$ 2,585,143	15.9%
HMS 901	General Support for Social Services	N	4.35	-	\$ 1,748,702	12.55	-	\$ 2,236,760	27.9%
HMS 902	General Support for Health Care Payments	A	130.50	9.70	\$ 9,067,507	134.50	5.70	\$ 19,251,990	112.3%
HMS 902	General Support for Health Care Payments	B	0.56	-	\$ 1,539,357	0.56	-	\$ 1,539,357	0.0%
HMS 902	General Support for Health Care Payments	N	138.69	23.30	\$ 25,430,221	142.69	19.30	\$ 71,358,446	180.6%
HMS 902	General Support for Health Care Payments	P	-	-	\$ 717,484	-	-	\$ 843,987	17.6%
HMS 903	General Support for Self-Sufficiency Services	A	50.32	1.59	\$ 41,302,183	49.28	1.59	\$ 42,029,309	1.8%
HMS 903	General Support for Self-Sufficiency Services	N	44.68	1.41	\$ 65,097,191	44.72	1.41	\$ 64,999,780	-0.1%
HMS 903	General Support for Self-Sufficiency Services	P	-	-	\$ 460	-	-	\$ 3,000	552.2%

Department of Human Services
Program ID Totals

Table 3

Prog ID	Program Title	MOF	As budgeted by Act 119/15 (FY16)			Governor's Submittal (FY17)			Percent Change of \$\$\$\$
			Pos (P)	Pos (T)	\$\$\$	Pos (P)	Pos (T)	\$\$\$	
HMS 904	General Administration - DHS	A	134.65	5.00	\$ 9,070,167	141.45	11.00	\$ 12,537,243	38.2%
HMS 904	General Administration - DHS	B	-	-	\$ -	-	-	\$ 280,575	#DIV/0!
HMS 904	General Administration - DHS	N	26.35	-	\$ 2,369,399	26.55	3.00	\$ 3,374,762	42.4%
HMS 904	General Administration - DHS	P	-	-	\$ 604	-	-	\$ 1,500	148.3%
			2,241.25	143.00	\$ 3,032,298,609	2,331.75	135.00	\$ 3,266,369,065	7.7%
		A	1,129.57	21.59	\$ 1,165,722,528	1,164.47	28.93	\$ 1,248,417,611	7.1%
		B	0.56	-	\$ 5,939,604	0.56	-	\$ 4,204,179	-29.2%
		N	1,068.12	101.41	\$ 1,825,150,955	1,059.72	86.07	\$ 1,973,998,593	8.2%
		P	-	-	\$ 17,731,799	-	-	\$ 17,889,212	0.9%
		R	-	-	\$ 10,000	-	-	\$ 10,000	0.0%
		U	-	-	\$ 7,659,859	-	-	\$ 7,177,821	-6.3%
		W	43.00	20.00	\$ 10,083,864	107.00	20.00	\$ 14,671,649	45.5%

Department of Human Services
Budget Decisions

Table 4

Prog ID	Sub-Org	Description of Request	MOF	Initial Department Request FY17			Budget & Finance Recommendation FY17			Governor's Decision FY17		
				Pos (P)	Pos (T)	\$\$\$	Pos (P)	Pos (T)	\$\$\$	Pos (P)	Pos (T)	\$\$\$
HMS 206	PF	Increase federal ceiling for LIHEAP	N	-	-	\$ 150,000	-	-	\$ 150,000	-	-	\$ 225,539
HMS 220	RH	Transfer out 2 temp pstns, adjust MOF split	N	-	(2.00)	\$ (138,551)	-	-	\$ -	-	-	\$ -
HMS 222	RA	Add general, reduce federal funds for 29 positions	A	22.00	7.00	\$ 1,125,584	-	-	\$ -	22.00	7.00	\$ 1,125,584
HMS 222	RA	Add general, reduce federal funds for 29 positions	N	(16.00)	13.00	\$ (1,771,095)	-	-	\$ -	(16.00)	(13.00)	\$ (1,771,095)
HMS 222	RA	Transfer in 2 temp pstns, adjust MOF split	A	-	2.00	\$ 94,800	-	-	\$ -	-	-	\$ -
HMS 222	RA	Add 3 pstns & funds for state Rent Supplement pgm	A	3.00	-	\$ 68,022	-	-	\$ -	-	-	\$ -
HMS 224	HS	Funds for Housing First program	A	-	-	\$ 5,000,000	-	-	\$ 3,000,000	-	-	\$ 3,000,000
HMS 224	HS	Fund Homeless Mgt Info Syst data analysis, training	A	-	-	\$ 250,000	-	-	\$ 250,000	-	-	\$ 250,000
HMS 224	HS	Fund Homeless Outreach services	A	-	-	\$ 2,000,000	-	-	\$ 1,000,000	-	-	\$ 2,000,000
HMS 224	HS	Fund Rapid Rehousing program	A	-	-	\$ 1,000,000	-	-	\$ 2,000,000	-	-	\$ 2,000,000
HMS 224	HS	Repair & maint of state-owned homeless shelters	A	-	-	\$ -	-	-	\$ 400,000	-	-	\$ 400,000
HMS 224	HS	Add 4 Pgm Spclt pstns & funds for Homeless Svcs pgm	A	4.00	-	\$ 117,471	2.00	-	\$ 58,736	2.00	-	\$ 58,736
HMS 224	HS	Funds to operate new Kakaako homeless shelter	A	-	-	\$ 900,000	-	-	\$ 900,000	-	-	\$ 900,000
HMS 224	HS	Incr fed ceiling for Hsg Opportunities/People w/Aids	N	-	-	\$ 22,542	-	-	\$ 22,542	-	-	\$ 22,542
HMS 224	HS	Fund Stored Property pgm establishment & operation	A	-	-	\$ -	-	-	\$ 400,000	-	-	\$ 400,000
HMS 229	HA	Add 3 pstns & funds for UPW workers	A	3.00	-	\$ 65,176	-	-	\$ -	-	-	\$ -
HMS 229	HA	Add 64 pstns & funds for HPHA housing pgms	W	64.00	-	\$ 4,548,636	-	-	\$ -	64.00	-	\$ 4,548,636
HMS 229	HA	Add 2 position & fund for Development Ofcr	W	1.00	-	\$ 112,763	-	-	\$ -	-	-	\$ -
HMS 229	HA	Add training funds for multi-skilled workforce	A	-	-	\$ 51,200	-	-	\$ -	-	-	\$ -
HMS 229	HA	Convert 7 perm, 6 temp pstns to W funds	N	(7.00)	(6.00)	\$ (1,372,324)	-	-	\$ -	-	-	\$ -
HMS 229	HA	Convert 7 perm, 6 temp pstns to W funds	W	13.00	-	\$ 1,372,324	-	-	\$ -	-	-	\$ -
HMS 229	HA	Convert 5 temporary positions to permanent	W	5.00	(5.00)	\$ -	-	-	\$ -	-	-	\$ -
HMS 229	HA	Add funds for state Family & Elderly Housing facilities	A	-	-	\$ -	-	-	\$ 3,000,000	-	-	\$ 3,000,000
HMS 236	LC	Transfer in Staff Svcs Spvr from 903FA	A	0.57	-	\$ 25,315	0.57	-	\$ 25,315	0.57	-	\$ 25,315
HMS 236	LC	Transfer in Staff Svcs Spvr from 903FA	N	0.43	-	\$ 29,027	0.43	-	\$ 29,027	0.43	-	\$ 29,027
HMS 236	LC	Transfer 10 vacant FTW staff to Child Care Licensing	A	(5.23)	-	\$ (280,476)	(5.23)	-	\$ (280,476)	(5.23)	-	\$ (280,476)
HMS 236	LC	Transfer 10 vacant FTW staff to Child Care Licensing	N	(4.77)	-	\$ (419,509)	(4.77)	-	\$ (419,509)	(4.77)	-	\$ (419,509)
HMS 236	LC	Adjust position count MOF split for 5 positions	A	(0.80)	-	\$ -	(0.80)	-	\$ -	(0.80)	-	\$ -
HMS 236	LC	Adjust position count MOF split for 5 positions	N	0.80	-	\$ -	0.80	-	\$ -	0.80	-	\$ -
HMS 236	LC	Move 36 staff into newly renovated Kauai courthouse	A	-	-	\$ 163,020	-	-	\$ 163,020	-	-	\$ 163,020
HMS 236	LC	Move 36 staff into newly renovated Kauai courthouse	N	-	-	\$ 122,980	-	-	\$ 122,980	-	-	\$ 122,980
HMS 236	LC	Increase federal fund ceiling	N	-	-	\$ 1,377,739	-	-	\$ 1,377,739	-	-	\$ 2,755,478
HMS 236	LC	Increase federal fund ceiling	P	-	-	\$ 13,737	-	-	\$ 13,737	-	-	\$ 27,474
HMS 237	NA	Increase federal fund ceiling	N	-	-	\$ 273,008	-	-	\$ 273,008	-	-	\$ 546,016
HMS 238	GB	Change MOF from N to P	N	-	-	\$ -	-	-	\$ -	-	-	\$ -
HMS 238	GB	Change MOF from N to P	P	-	-	\$ -	-	-	\$ -	-	-	\$ -
HMS 301	SA	Transfer 16 vacant pstns to Soc Svcs Admin	A	(7.80)	-	\$ (336,416)	(7.80)	-	\$ (336,416)	(7.80)	-	\$ (336,416)
HMS 301	SA	Transfer 16 vacant pstns to Soc Svcs Admin	N	(8.20)	-	\$ (473,611)	(8.20)	-	\$ (473,611)	(8.20)	-	\$ (473,611)

Department of Human Services
Budget Decisions

Table 4

Prog ID	Sub-Org	Description of Request	MOF	Initial Department Request FY17			Budget & Finance Recommendation FY17			Governor's Decision FY17		
				Pos (P)	Pos (T)	\$\$\$	Pos (P)	Pos (T)	\$\$\$	Pos (P)	Pos (T)	\$\$\$
HMS 301	SA	Fund recruitment pgm for social work students at UH	A	-	-	\$ 331,012	-	-	\$ 331,012	-	-	\$ 331,012
HMS 301	SA	Fund recruitment pgm for social work students at UH	N	-	-	\$ 110,337	-	-	\$ 110,337	-	-	\$ 110,337
HMS 301	SA	Fund move of 9 staff from Kapaa to Lihue	A	-	-	\$ 76,000	-	-	\$ 76,000	-	-	\$ 76,000
HMS 302	DA	Transfer in 10 vacant FTW wksr to Child Care Licensing	A	5.23	-	\$ 280,476	5.23	-	\$ 280,476	5.23	-	\$ 280,476
HMS 302	DA	Transfer in 10 vacant FTW wksr to Child Care Licensing	N	4.77	-	\$ 419,509	4.77	-	\$ 419,509	4.77	-	\$ 419,509
HMS 302	DA	Add 4 positions & funds for child care licensing units	A	2.00	-	\$ 96,177	-	-	\$ -	-	-	\$ -
HMS 302	DA	Add 4 positions & funds for child care licensing units	N	2.00	-	\$ 123,481	-	-	\$ -	-	-	\$ -
HMS 302	DA	Add 1 pstn & funds for Pre-School Open Doors admin	A	0.55	-	\$ 198,773	0.55	-	\$ 198,773	0.55	-	\$ 198,773
HMS 302	DA	Add 1 pstn & funds for Pre-School Open Doors admin	N	0.45	-	\$ 21,888	0.45	-	\$ 21,888	0.45	-	\$ 21,888
HMS 305	PK	Add funds for Pre-School Open Doors pgm	A	-	-	\$ 6,000,000	-	-	\$ 6,000,000	-	-	\$ 6,000,000
HMS 401	PE	Restore Adult Dental benefits to Medicaid recipients	A	-	-	\$ 4,799,926	-	-	\$ 4,799,926	-	-	\$ 4,799,926
HMS 401	PE	Restore Adult Dental benefits to Medicaid recipients	N	-	-	\$ 7,664,177	-	-	\$ 7,664,177	-	-	\$ 7,664,177
HMS 401	PE	Fund increase in Medicare Part B premium	A	-	-	\$ 13,946,968	-	-	\$ 4,294,333	-	-	\$ 4,294,333
HMS 401	PE	Fund increase in Medicare Part B premium	N	-	-	\$ 10,052,432	-	-	\$ 3,343,667	-	-	\$ 3,343,667
HMS 401	PE	Fund Ticket to Work program	A	-	-	\$ 293,405	-	-	\$ 293,405	-	-	\$ 293,405
HMS 401	PE	Fund Ticket to Work program	N	-	-	\$ 344,155	-	-	\$ 344,155	-	-	\$ 344,155
HMS 401	PE	Expand Premium Asst Pgm to 138% of Fed Poverty Lvl	A	-	-	\$ 900,000	-	-	\$ 900,000	-	-	\$ 900,000
HMS 401	PE	Autism Spectrum svcs for Medicaid children to age 6	A	-	-	\$ 4,878,120	-	-	\$ 4,878,120	-	-	\$ 4,878,120
HMS 401	PE	Autism Spectrum svcs for Medicaid children to age 6	N	-	-	\$ 5,721,880	-	-	\$ 5,721,880	-	-	\$ 5,721,880
HMS 401	PE	Funds for Sovaldi treatment of chronic Hepatitis C	A	-	-	\$ 8,000,000	-	-	\$ 8,000,000	-	-	\$ 8,000,000
HMS 401	PE	Funds for Sovaldi treatment of chronic Hepatitis C	N	-	-	\$ 9,383,746	-	-	\$ 9,383,746	-	-	\$ 9,383,746
HMS 401	PE	Increase Nursing Home payments using DRI rates	A	-	-	\$ 1,553,559	-	-	\$ -	-	-	\$ -
HMS 401	PE	Increase Nursing Home payments using DRI rates	N	-	-	\$ 1,775,971	-	-	\$ -	-	-	\$ -
HMS 401	PE	Increase dental fee schedule for fluoride treatments	A	-	-	\$ 400,475	-	-	\$ -	-	-	\$ -
HMS 401	PE	Increase dental fee schedule for fluoride treatments	N	-	-	\$ 558,830	-	-	\$ -	-	-	\$ -
HMS 501	YA	Add funds for REACH initiative	A	-	-	\$ 250,000	-	-	\$ 250,000	-	-	\$ 250,000
HMS 501	YA	Add funds for Juvenile Justice Program	A	-	-	\$ 500,000	-	-	\$ -	-	-	\$ -
HMS 503	YB	Trade-off temporary position funds for fed fringe	A	-	(1.00)	\$ -	-	(1.00)	\$ -	-	(1.00)	\$ -
HMS 601	TA	Fund move of 7 staff into Lihue Courthouse	A	-	-	\$ 60,000	-	-	\$ 60,000	-	-	\$ 60,000
HMS 802	GA	Convert half-time VR Spclt pstn to full-time	A	0.16	-	\$ 10,112	0.16	-	\$ 10,112	0.16	-	\$ 10,112
HMS 802	GA	Convert half-time VR Spclt pstn to full-time	N	0.34	-	\$ 32,660	0.34	-	\$ 32,660	0.34	-	\$ 32,660
HMS 802	GA	Add funds for Older Indivds who are Blind (OIB) pgm	A	-	-	\$ 66,885	-	-	\$ -	-	-	\$ -
HMS 802	GA	Add funds for cost allocation match for OIB pgm	A	-	-	\$ 90,000	-	-	\$ 90,000	-	-	\$ 90,000
HMS 802	GA	Convert 2 temporary positions to permanent	A	0.66	(0.66)	\$ -	0.66	(0.66)	\$ -	0.66	(0.66)	\$ -
HMS 802	GA	Convert 2 temporary positions to permanent	N	1.34	(1.34)	\$ -	1.34	(1.34)	\$ -	1.34	(1.34)	\$ -

Department of Human Services
Budget Decisions

Table 4

Prog ID	Sub-Org	Description of Request	MOF	Initial Department Request FY17			Budget & Finance Recommendation FY17			Governor's Decision FY17		
				Pos (P)	Pos (T)	\$\$\$	Pos (P)	Pos (T)	\$\$\$	Pos (P)	Pos (T)	\$\$\$
HMS 901	MA	Transfer in 16 vacant pstns from Child Protective Svcs	A	7.80	-	\$ 336,416	7.80	-	\$ 336,416	7.80	-	\$ 336,416
HMS 901	MA	Transfer in 16 vacant pstns from Child Protective Svcs	N	8.20	-	\$ 473,611	8.20	-	\$ 473,611	8.20	-	\$ 473,611
HMS 902	IA	Fund Hawaii Health Information Exchange	A	-	-	\$ 100,000	-	-	\$ 100,000	-	-	\$ 100,000
HMS 902	IA	Fund Hawaii Health Information Exchange	N	-	-	\$ 900,000	-	-	\$ 900,000	-	-	\$ 900,000
HMS 902	IA	Fund moving DHS Disaster Recovery Ctr to UH Manoa	A	-	-	\$ 925,000	-	-	\$ 925,000	-	-	\$ 925,000
HMS 902	IA	Fund moving DHS Disaster Recovery Ctr to UH Manoa	N	-	-	\$ 2,775,000	-	-	\$ 2,775,000	-	-	\$ 2,775,000
HMS 902	IA	Maint & Operation funding for DHS Enterprise System	A	-	-	\$ 5,905,962	-	-	\$ 5,905,962	-	-	\$ 5,905,962
HMS 902	IA	Maint & Operation funding for DHS Enterprise System	N	-	-	\$ 17,717,886	-	-	\$ 17,717,886	-	-	\$ 17,717,886
HMS 902	IA	Health Info Tech Design, Development & Implementn	A	-	-	\$ 600,000	-	-	\$ 600,000	-	-	\$ 600,000
HMS 902	IA	Health Info Tech Design, Development & Implementn	N	-	-	\$ 5,400,000	-	-	\$ 5,400,000	-	-	\$ 5,400,000
HMS 902	IA	Health Info Tech Consulting Services	A	-	-	\$ 227,000	-	-	\$ 227,000	-	-	\$ 227,000
HMS 902	IA	Health Info Tech Consulting Services	N	-	-	\$ 2,043,000	-	-	\$ 2,043,000	-	-	\$ 2,043,000
HMS 902	IA	Fund Medical Electronic Health Record (EHR) pgm	A	-	-	\$ 35,000	-	-	\$ 35,000	-	-	\$ 35,000
HMS 902	IA	Fund Medical Electronic Health Record (EHR) pgm	N	-	-	\$ 315,000	-	-	\$ 315,000	-	-	\$ 315,000
HMS 902	IA	Medicaid Information Technology Architecture	A	-	-	\$ 85,000	-	-	\$ 85,000	-	-	\$ 85,000
HMS 902	IA	Medicaid Information Technology Architecture	N	-	-	\$ 765,000	-	-	\$ 765,000	-	-	\$ 765,000
HMS 902	IA	Convert temp exempt pstns to perm civil svc pstns	A	4.00	(4.00)	\$ -	4.00	(4.00)	\$ -	4.00	(4.00)	\$ -
HMS 902	IA	Convert temp exempt pstns to perm civil svc pstns	N	4.00	(4.00)	\$ -	4.00	(4.00)	\$ -	4.00	(4.00)	\$ -
HMS 902	IA	Fund Business Process Redesign consultants	A	-	-	\$ 375,000	-	-	\$ 375,000	-	-	\$ 375,000
HMS 902	IA	Fund Business Process Redesign consultants	N	-	-	\$ 375,000	-	-	\$ 375,000	-	-	\$ 375,000
HMS 902	IA	Add'l Design, Development & Implementation funds	A	-	-	\$ 500,000	-	-	\$ 500,000	-	-	\$ 500,000
HMS 902	IA	Add'l Design, Development & Implementation funds	N	-	-	\$ 4,500,000	-	-	\$ 4,500,000	-	-	\$ 4,500,000
HMS 902	IA	Increase federal fund ceiling	N	-	-	\$ 9,665,864	-	-	\$ 9,665,864	-	-	\$ 9,665,864
HMS 902	IA	Increase federal fund ceiling	P	-	-	\$ 126,503	-	-	\$ 126,503	-	-	\$ 126,503
HMS 902	IA	Fund allocated cost of state Health Insurance Exchange	A	-	-	\$ -	-	-	\$ -	-	-	\$ 1,365,000
HMS 902	IA	Fund allocated cost of state Health Insurance Exchange	N	-	-	\$ -	-	-	\$ -	-	-	\$ 1,387,016
HMS 903	FA	Incr A+ program subsidies to TANF-eligible children	A	-	-	\$ 500,000	-	-	\$ 500,000	-	-	\$ 770,000
HMS 903	FA	Transfer Staff Svcs Spvr to 236LC	A	(0.57)	-	\$ (25,315)	(0.57)	-	\$ (25,315)	(0.57)	-	\$ (25,315)
HMS 903	FA	Transfer Staff Svcs Spvr to 236LC	N	(0.43)	-	\$ (29,027)	(0.43)	-	\$ (29,027)	(0.43)	-	\$ (29,027)
HMS 903	FA	Add 1 pstn & funds for Electronic Benefits Transfer Ofc	A	0.57	-	\$ 14,470	-	-	\$ -	-	-	\$ -
HMS 903	FA	Add 1 pstn & funds for Electronic Benefits Transfer Ofc	N	0.43	-	\$ 16,592	-	-	\$ -	-	-	\$ -

Department of Human Services
Budget Decisions

Table 4

Prog ID	Sub-Org	Description of Request	MOF	Initial Department Request FY17			Budget & Finance Recommendation FY17			Governor's Decision FY17		
				Pos (P)	Pos (T)	\$\$\$	Pos (P)	Pos (T)	\$\$\$	Pos (P)	Pos (T)	\$\$\$
HMS 903	FA	Add funds for medical assessments of GA applicants	A	-	-	\$ 4,825,000	-	-	\$ 1,000,000	-	-	\$ 1,000,000
HMS 903	FA	Add 2 pstns & funds for Sup Nutrition Asst Pgm Ofc	A	1.00	-	\$ 19,476	-	-	\$ -	-	-	\$ -
HMS 903	FA	Add 2 pstns & funds for Sup Nutrition Asst Pgm Ofc	N	1.00	-	\$ 29,604	-	-	\$ -	-	-	\$ -
HMS 903	FA	Adjust MOF split, funding for position redescription	A	(0.47)	-	\$ (80,205)	(0.47)	-	\$ (80,205)	(0.47)	-	\$ (80,205)
HMS 903	FA	Adjust MOF split, funding for position redescription	N	0.47	-	\$ 41,814	0.47	-	\$ 41,814	0.47	-	\$ 41,814
HMS 903	FA	Increase federal fund ceiling	P	-	-	\$ 2,540	-	-	\$ 2,540	-	-	\$ 2,540
HMS 903	FA	Add 3 pstns & funds for Kauai Investigations Office	A	1.71	-	\$ 36,673	-	-	\$ -	-	-	\$ -
HMS 903	FA	Add 3 pstns & funds for Kauai Investigations Office	N	1.29	-	\$ 42,051	-	-	\$ -	-	-	\$ -
HMS 904	AA	Funding for security mgmt and compliance plan	A	-	-	\$ 400,000	-	-	\$ 400,000	-	-	\$ 400,000
HMS 904	AA	Funding for security mgmt and compliance plan	N	-	-	\$ 400,000	-	-	\$ 400,000	-	-	\$ 400,000
HMS 904	AA	Add 3 temp exempt pstns for Gov's Homeless prjt	A	-	3.00	\$ 235,000	-	3.00	\$ 235,000	-	3.00	\$ 235,000
HMS 904	AA	Funds to train OIT staff on new computer platforms	A	-	-	\$ 25,000	-	-	\$ 25,000	-	-	\$ 25,000
HMS 904	AA	Funds to train OIT staff on new computer platforms	N	-	-	\$ 25,000	-	-	\$ 25,000	-	-	\$ 25,000
HMS 904	AA	3 temp pstns, funds for privacy & security office	A	-	1.20	\$ 63,370	-	1.20	\$ 63,370	-	1.20	\$ 63,370
HMS 904	AA	3 temp pstns, funds for privacy & security office	N	-	1.80	\$ 137,712	-	1.80	\$ 137,712	-	1.80	\$ 137,712
HMS 904	AA	Add perm pstn, funds for Administrative Appeals Ofc	A	0.80	-	\$ 24,927	0.80	-	\$ 24,927	0.80	-	\$ 24,927
HMS 904	AA	Add perm pstn, funds for Administrative Appeals Ofc	N	0.20	-	\$ 11,976	0.20	-	\$ 11,976	0.20	-	\$ 11,976
HMS 904	AA	Add Policy Director, Spec Asst pstns for Dir Ofc	A	-	2.00	\$ 177,000	-	-	\$ -	-	-	\$ -
HMS 904	AA	Add 2 perm pstns, funds for IT Help Desk	A	2.00	-	\$ 710,248	2.00	-	\$ 710,248	2.00	-	\$ 710,248
HMS 904	AA	Add 4 perm pstns, funds for OIT Security staff	A	4.00	-	\$ 136,722	4.00	-	\$ 136,722	4.00	-	\$ 136,722
HMS 904	AA	3 temp pstns, funds for Project Management office	A	-	1.80	\$ 79,455	-	1.80	\$ 79,455	-	1.80	\$ 79,455
HMS 904	AA	3 temp pstns, funds for Project Management office	N	-	1.20	\$ 78,970	-	1.20	\$ 78,970	-	1.20	\$ 78,970
HMS 904	AA	Funds for Comm on Fatherhood staff, expenses	A	-	-	\$ 82,000	-	-	\$ -	\$ -	-	\$ -
HMS 904	AA	Add funds to pay for Office 365 licenses	A	-	-	\$ -	-	-	\$ 500,000	-	-	\$ 500,000
HMS 904	AA	Increase federal fund ceiling	N	-	-	\$ -	-	-	\$ -	-	-	\$ 329,734
HMS 904	AA	Increase federal fund ceiling	P	-	-	\$ -	-	-	\$ -	-	-	\$ 896
				120.50	9.00	\$ 155,159,611	20.50	(2.00)	\$ 127,564,697	90.50	(8.00)	\$ 137,560,491
			A	48.18	11.34	\$ 69,288,783	12.90	0.34	\$ 53,700,916	34.90	7.34	\$ 57,461,500
			B	-	-	\$ -	-	-	\$ -	-	-	\$ -
			N	(10.68)	2.66	\$ 79,694,325	7.60	(2.34)	\$ 73,721,001	(8.40)	(15.34)	\$ 75,392,942
			P	-	-	\$ 142,780	-	-	\$ 142,780	-	-	\$ 157,413
			R	-	-	\$ -	-	-	\$ -	-	-	\$ -
			U	-	-	\$ -	-	-	\$ -	-	-	\$ -
			W	83.00	(5.00)	\$ 6,033,723	-	-	\$ -	64.00	-	\$ 4,548,636

Department of Human Services
Proposed Budget Reductions

Table 5

Prog ID	Sub-Org	Description of Reduction	Impact of Reduction	MOF	FY17			FY16
					Pos (P)	Pos (T)	\$\$\$	Restriction (Y/N)
HMS 903	FA-05	AMS approved position redescrp (1637PBAM-GP)	No negative impact. Reduction in general funds reflects approved redescription of Program and Budget Analysis Manager I to General Professional I	A			\$ (80,205)	N
HMS 903	FA-05	AMS approved position redescrp (1637PBAM-GP)	No negative impact. Reduction in federal funds reflects approved redescription of Program and Budget Analysis Manager I to General Professional I	N			\$ 41,814	N
HMS 222	RA-02	Change MOF of 16 (P) and 13 (T) positions from "N" to "A," convert 6 (T) to (P), to leverage more federal funds. This request is companion to 222RA-03.	No negative impact . Budget approves changing MOF of 16 (P) and 13 (T) positions from "N" to "A," convert 6 (T) to (P), to leverage more federal funds. This request is companion to 222RA-03.	N	(16.00)	(13.00)	\$ (1,771,095)	N
HMS 222	RA-03	Change MOF of 16 (P) and 13 (T) positions from "N" to "A," convert 6 (T) to (P), to leverage more federal funds. This request is companion to 222RA-02.	No negative impact . Budget approves changing MOF of 16 (P) and 13 (T) positions from "N" to "A," convert 6 (T) to (P), to leverage more federal funds. This request is companion to 222RA-02.	A	22.00	7.00	\$ 1,125,584	N
							\$ (683,902)	
			TOTALS (amounts referenced in Table 2)	A			\$ 1,045,379	
				N			\$ (1,729,281)	
							\$ (683,902)	

Prog ID	Sub-Org	Addition Type	Prog ID Priority	Dept-Wide Priority	Description of Addition	Justification	MOF	FY17		
								Pos (P)	Pos (T)	\$\$\$
HMS 206	PF-01	FF	6	43	Federal Ceiling Increase (LIHEAP)	A reduction in energy assistance to LIHEAP beneficiaries would occur if the ceiling is not increased to allow the funds to be expended.	N			\$225,539
HMS 224	HS-01	AR	1	1	Housing First	The offset of the cost of support services should create overall cost savings for the general fund, thus allowing additional clients to be housed.	A			\$3,000,000
HMS 224	HS-02	AR	4	14	Add 2 Program Specialist IV	The specialist to contract ratio would move from a current average of 1:33 to a more reasonable 1:17.	A	2.00		\$58,736
HMS 224	HS-04	FF	6	44	Federal Ceiling Adjustments (people with AIDS)	To reflect the change from Act 119/SLH 2015 (FY17) to the most recent estimated amount needed for FY17.	N			\$22,542
HMS 224	HS-05	AR	3	13	HMIS (Homeless Management Information Sys)	To provide aggregate data and analysis reflecting the effectiveness of programs, identify trends in homelessness and services, and to instruct planning and funding decisions made by the State to address homelessness.	A			\$250,000
HMS 224	HS-06	AR	2	2	Increase Outreach (Homeless Outreach)	The Governor has elevated homelessness to a key area of focus for the state.	A			\$2,000,000
HMS 224	HS-07	AR	5	23	Rapid Rehousing	The Governor has elevated homelessness to a key area of focus for the state.	A			\$2,000,000
HMS 224	HS-08	AR	7	24	RM of Homeless Shelters	The Governor has elevated homelessness to a key area of focus for the state.	A			\$400,000
HMS 224	HS-09	AR	8	27	Add funds to operate new Kakaako Shelter	The Governor has elevated homelessness to a key area of focus for the state.	A			\$900,000
HMS 224	HS-10	AR	9	51	Add funds to establish and operate Stored Property Prgm	The Governor has elevated homelessness to a key area of focus for the state.	A			\$400,000
HMS 236	LC-02	NR	5	40	Kauai Section Relocation	DAGS requirement to reduce costs to the State.	A			\$163,020
HMS 236	LC-02	NR			Kauai Section Relocation	(see above justification)	N			\$122,980
HMS 236	LC-05	FF	7	45	Federal Ceiling Adjustments	To reflect the change from Act 119/SLH 2015 (FY17) to the most recent estimated amount needed for FY17.	N			\$2,755,478
HMS 236	LC-05	FF			Federal Ceiling Adjustments	(see above justification)	P			\$27,474
HMS 237	NA-01	FF	8	46	Federal Ceiling Increase (student SNAP recipients)	To reflect the change from Act 119/SLH 2015 (FY17) to the most recent estimated amount needed for FY17.	N			\$546,016
HMS 302	DA-02	AR	4	17	Add 1 Pos Social Worker V	To assure low-income families have access to child care assistance to maintain and support their long-term self-sufficiency. Providing children from low-income families access to quality child care settings in licensed child care facilities are essential to school readiness and Hawaii's future workforce development.	A	1.00		\$198,773
HMS 302	DA-02	AR			Add 1 Pos Social Worker V	(see above justification)	N			\$21,888

Prog ID	Sub-Org	Addition Type	Prog ID Priority	Dept-Wide Priority	Description of Addition	Justification	MOF	FY17		
								Pos (P)	Pos (T)	\$\$\$
HMS 305	PK-01	AR	1	4	POD Program and Support	To assure low-income families have access to child care assistance to maintain and support long-term self-sufficiency. Providing children from low-income families access to quality child care settings in licensed child care facilities are essential to school readiness and Hawaii's future workforce development.	A			\$6,000,000
HMS 903	FA-02	AR	3	20	Medical Evaluations (GA and TANF disability det)	To prevent the loss of federal funding for TANF through failure to meet the federal work participation rate and maintenance of effort requirements.	A			\$1,000,000
HMS 903	FA-06	FC	2	18	A-Plus Program Subsidies (increase in A+ fees)	To provide assistance to needy families so that their children may be cared for in their own homes or in the homes of relatives, as defined in 45 C.F.R. §260.20.	A			\$770,000
HMS 903	FA-07	FF	9	47	Federal Ceiling Adjustments	To reflect the change from Act 119/SLH 2015 (FY17) to the most recent estimated amount needed for FY17.	P			\$2,540
HMS 904	AA-01	AR	2	15	Training-OIT Staff to Support Divisions on New Platform	To address the greater need for more OIT staff to be trained and working with the new components.	A			\$25,000
HMS 904	AA-01	AR			Training-OIT Staff to Support Divisions on New Platform	(see above justification)	N			\$25,000
HMS 904	AA-02	AR	5	22	Privacy and Security office	The department is subject to a variety of federal regulations that require the safeguarding and protection of information.	A		3.00	\$63,370
HMS 904	AA-02	AR			Privacy and Security office	(see above justification)	N			\$137,712
HMS 904	AA-03	AR	1	10	Add General Prof V pstn for AAO	The General Professional V will ensure AAO will be efficient, effective and in compliance with meeting the federal and state deadlines in processing the appeals and save the State/Department from substantial overpayments.	A	1.00		\$24,927
HMS 904	AA-03	AR			Add General Prof V pstn for AAO	(see above justification)	N			\$11,976
HMS 904	AA-05	AR	7	32	Add 2.00 perm pstns and funds for OIT Help Desk	To better troubleshoot and diagnose problems. This eliminates costly, duplicative, complex, and unnecessary work for corrective actions.	A	2.00		\$710,248
HMS 904	AA-06	FC	4	21	IT security management & compliance plan	The plan, which is a federal compliance requirement, prescribes an annual review and update of the technical and physical policies regarding privacy and security controls.	A			\$400,000
HMS 904	AA-06	FC			IT security management & compliance plan	(see above justification)	N			\$400,000
HMS 904	AA-08	AR	3	16	Add 4.00 perm pstns for DHS IT Security Staff	To comply with the State Enterprise direction regarding Security.	A	4.00		\$136,722

Prog ID	Sub-Org	Addition Type	Prog ID Priority	Dept-Wide Priority	Description of Addition	Justification	MOF	FY17		
								Pos (P)	Pos (T)	\$\$\$
HMS 904	AA-09	AR	6	31	Add 3.00 temp exempt pstns, funds for Project Mgt Office	To provide oversight over the platform to ensure standards are in place and followed. To work with divisions on change management and communications.	A		3.00	\$79,455
HMS 904	AA-09	AR			Add 3.00 temp exempt pstns, funds for Project Mgt Office	(see above justification)	N			\$78,970
HMS 904	AA-12	FF	9	48	Federal Ceiling Increase	To reflect the change from Act 119/SLH 2015 (FY17) to the most recent estimated amount needed for FY17.	N			\$329,734
HMS 904	AA-12	FF			Federal Ceiling Increase	(see above justification)	P			\$896
HMS 904	AA-11	AR	8	9	Add 3 T positions for Gov Homeless special project	To comply with the State Enterprise direction regarding Security.	A		3.00	\$235,000
HMS 904	AA-123	AR	10	50	Add funds to pay for Office 365 Licenses	To update Microsoft Office.	A			\$500,000
HMS 802	GA-01	AR	2	38	Convert pstn no 32649 from half-time to full-time	To better fill the position.	N	0.50		\$10,112
HMS 802	GA-01	AR			Convert pstn no 32649 from half-time to full-time	(see above justification)	P			\$32,660
HMS 802	GA-03	AR	1	39	OIB Public Asst Cost Allocation Plan (PACAP)	To cover \$90,000 in allocated indirect costs as a result of the PACAP and Serve OIB consumers on Oahu and Hilo.	A			\$90,000
HMS 401	PE-03	FC	4	7	Autism Spectrum Disorders (ASD)	To continue funding this service for which funds were appropriated in Act 119/15, FY 2016.	A			\$4,878,120
HMS 401	PE-03	FC			Autism Spectrum Disorders (ASD)	(see above justification)	N			\$5,721,880
HMS 401	PE-04	FC	1	3	Sovaldi Hep C Treatment	To continue funding this treatment for which funds were appropriated in Act 119/15, FY 2016.	A			\$8,000,000
HMS 401	PE-04	FC			Sovaldi Hep C Treatment	(see above justification)	N			\$9,383,746
HMS 401	PE-05	FC	7	12	Restore preventive Adult Dental Benefits	In compliance to the Hawaii Medicaid State Plan.	A			\$4,799,926
HMS 401	PE-05	FC			Restore preventive Adult Dental Benefits	(see above justification)	N			\$7,664,177
HMS 401	PE-06	AR	3	6	Medicare Part B	The cost of the supplement MQD pays will rise.	A			\$4,294,333
HMS 401	PE-06	AR			Medicare Part B	(see above justification)	N			\$3,343,667
HMS 401	PE-11	FC	6	11	Ticket to Work	In compliance with the Medicaid State Plan.	A			\$293,405
HMS 401	PE-11	FC			Ticket to Work	(see above justification)	N			\$344,155
HMS 401	PE-12	FC	12	29	PAP Program	To pay the balance of the monthly premium not covered by the APTC for individuals who have incomes less than 100% of the FPL.	A			\$900,000
HMS 902	IA-01	AR	11	30	Health Info Tech DDI	To enhance MQD's data processing capability, increasing efficiency and performance.	A			\$600,000
HMS 902	IA-01	AR			Health Info Tech DDI	(see above justification)	N			\$5,400,000
HMS 902	IA-03	AR	13	33	Medicaid Electronic Health Record Program	To be consistent with Federal initiatives, the State of Hawaii's business and IT/IRM transformation plan, and the Hawaii healthcare innovation plan.	A			\$35,000
HMS 902	IA-03	AR			Medicaid Electronic Health Record Program	(see above justification)	N			\$315,000

Department of Human Services
Proposed Budget Additions

Table 6

Prog ID	Sub-Org	Addition Type	Prog ID Priority	Dept-Wide Priority	Description of Addition	Justification	MOF	FY17		
								Pos (P)	Pos (T)	\$\$\$
HMS 902	IA-04	AR	14	34	Medicaid Information Technology Architecture (MITA)	MITA serves as the technology/business processes roadmap for the Med-QUEST Division and is required by the federal regulating agency (CMS).	A			\$85,000
HMS 902	IA-04	AR			Medicaid Information Technology Architecture (MITA)	(see above justification)	N			\$765,000
HMS 902	IA-02	AR	15	36	Health Info Tech Consulting Svcs	To support Medicaid Health Information Technology Initiatives	A			\$227,000
HMS 902	IA-02	AR			Health Info Tech Consulting Svcs	(see above justification)	N			\$2,043,000
HMS 902	IA-06	FC	2	5	M&O	To maintain the integrated eligibility system that supports the application and eligibility determination process for medical assistance programs.	A			\$5,905,962
HMS 902	IA-06	FC			M&O	(see above justification)	N			\$17,717,886
HMS 902	IA-11	AR	8	19	Consultants for Business Process Redesign	To reduce backlogs, increase timeliness of processing applications, and improve accuracy.	A			\$375,000
HMS 902	IA-11	AR			Consultants for Business Process Redesign	(see above justification)	N			\$375,000
HMS 902	IA-05	FC	17	39	HHIE	To support the continuing activities of the HHIE with technical services	A			\$100,000
HMS 902	IA-05	FC			HHIE	(see above justification)	N			\$900,000
HMS 902	IA-13	FC	9	25	UH Disaster Recovery Move	To accommodate the Disaster Recovery Center for the Department of Human Services.	A			\$925,000
HMS 902	IA-13	FC			UH Disaster Recovery Move	(see above justification)	N			\$2,775,000
HMS 902	IA-12	FF	16	49	Ceiling increase, N and P funds	To reflect the change from Act 119/SLH 2015 (FY17) to the most recent estimated amount needed for FY17.	N			\$9,665,864
HMS 902	IA-12	FF				(see above justification)	P			\$126,503
HMS 902	IA-15	AR	5	8	Add funds for the State Health Insurance Exchange	In compliance with the Department's IT plan.	A			\$1,365,000
HMS 902	IA-15	AR			Add funds for the State Health Insurance Exchange	(see above justification)	N			\$1,387,016
HMS 902	IA-14	AR	10	26	Additional DDI	Essential to the on-going operation of the KOLEA eligibility system.	A			\$500,000
HMS 902	IA-14	AR			Additional DDI	(see above justification)	N			\$4,500,000
HMS 501	YA-01	AR	1	35	REACH	To prevent a loss in program funds and the elimination of program sites.	A			\$250,000
HMS 301	SA-02	AR	1	30	Restoration of UH Collaboration to train social workers	CPS has a high number of vacant positions. This request is to restore the Hawaii Child Welfare Education Collaboration to fill vacant positions.	A			\$331,012
HMS 301	SA-02	AR			Restoration of UH Collaboration to train social workers	(see above justification)	N			\$110,337
HMS 301	SA-03	NR	2	41	Relocate CPS Kapaa office to State Office Building	To consolidate CPS into a centralized location as a cost saving measure and to increase efficiency.	A			\$76,000
HMS 601	TA-01	NR	3	42	Relocate APS Kauai to Lihue State Courthouse	DAGS requests KAPCSS move from lease rental office space to the Lihue State Courthouse Building as a cost saving measure and to increase efficiency.	A			\$60,000

<u>Prog ID</u>	<u>Sub-Org</u>	<u>Addition Type</u>	<u>Prog ID Priority</u>	<u>Dept-Wide Priority</u>	<u>Description of Addition</u>	<u>Justification</u>	<u>MOF</u>	<u>FY17</u>		
								<u>Pos (P)</u>	<u>Pos (T)</u>	<u>\$\$\$</u>
HMS 220	RH-10	AR	2	*	Add funds for State Family and State Eldrly Hsing Facilities	Increased housing availability will enable the State to better manage the poor and homeless.	A			\$3,000,000
HMS 229	HA-01	AR	1	*	Add 64 (P) positions and "W" funds-multiskilled program.	To maintain the high level of skill and success in turning around vacant public housing units, meeting federal inspection and other requirements, benefiting from the elevated rate of federal subsidization, and ultimately providing housing assistance to the State's most vulnerable populations.	W	64.00		\$4,548,636

* DHS did not prioritize HPHA requests.

Department of Human Services
FY16 Restrictions

Table 7

<u>Prog ID</u>	<u>Sub-Org</u>	<u>MOF</u>	<u>Budgeted by Dept</u>	<u>Restriction</u>	<u>Difference Between Budgeted & Restricted</u>	<u>Percent Difference</u>	<u>Impact</u>	
HMS 220		A	7,326,917	732,692	\$ 6,594,225	-10.0%	Restrictions will likely result in reductions in the types of services provided to clients or in the number of clients served.	
HMS 222		A	1,064,424	106,442	\$ 957,982	-10.0%		
HMS 224		A	17,290,567	1,729,057	\$ 15,561,510	-10.0%		
HMS 236		A	14,660,144	1,466,014	\$ 13,194,130	-10.0%		
HMS 237		A	469,505	46,951	\$ 422,554	-10.0%		
HMS 302		A	1,220,012	122,001	\$ 1,098,011	-10.0%		
HMS 303		A	43,131,294	150,000	\$ 42,981,294	-0.3%		
HMS 501		A	9,068,364	906,836	\$ 8,161,528	-10.0%		
HMS 601		A	5,923,337	592,334	\$ 5,331,003	-10.0%		
HMS 802		A	4,571,149	457,115	\$ 4,114,034	-10.0%		
HMS 888		A	161,833	16,183	\$ 145,650	-10.0%		
HMS 901		A	2,231,378	223,138	\$ 2,008,240	-10.0%		
HMS 902		A	9,067,507	906,751	\$ 8,160,756	-10.0%		
HMS 903		A	41,302,183	4,030,219	\$ 37,271,964	-9.8%		
HMS 904		A	9,070,167	757,017	\$ 8,313,150	-8.3%		
Total Restrictions				\$ 12,242,750				

Department of Human Services
Emergency Appropriation Requests

Table 8

<u>Prog ID</u>	<u>Description of Request</u>	<u>Explanation of Request</u>	<u>MOE</u>	<u>Pos (P)</u>	<u>Pos (T)</u>	<u>\$\$\$</u>
HMS902/401	To replace funds transferred from 401 to cover Hawaii Health Connector transition into the state DHS.	The transition of HC into DHS required immediate funding for positions and contracts for outreach and call center functions. The remainder of M&O that was not funded was also transferred to keep Kolea up and running.	A			\$3,726,579
Note: these funds are included in the EA submitted by DLIR						

Department of Human Services
Expenditures Exceeding Appropriation Ceilings in FY15 and FY16

Table 9

Prog ID	MOF	Date	Appropriation	Amount Exceeding Appropriation	Percent Exceeded	Reason for Exceeding Ceiling	Legal Authority	Recurring (Y/N)	GF Impact (Y/N)
206	N	9/12/2014	\$ 5,478,053	\$ 680,874	12.4%	B&F memo "Request to Increase Expenditure Levels for Federal Funds," dated 9/12/14 was approved by Governor Abercrombie on 9/22/14.	n/a	N	N
224	N	9/12/2014	\$ 626,906	\$ 30,237	4.8%	B&F memo "Request to Increase Expenditure Levels for Federal Funds," dated 9/12/14 was approved by Governor Abercrombie on 9/22/14.	n/a	N	N
236	N	9/12/2014	\$ 18,953,278	\$ 5,188,014	27.4%	B&F memo "Request to Increase Expenditure Levels for Federal Funds," dated 9/12/14 was approved by Governor Abercrombie on 9/22/14.	n/a	N	N
236	P	9/12/2014	\$ 2,763	\$ 13,737	497.2%	B&F memo "Request to Increase Expenditure Levels for Federal Funds," dated 9/12/14 was approved by Governor Abercrombie on 9/22/14.	n/a	N	N
237	N	9/12/2014	\$ 699,734	\$ 232,817	33.3%	B&F memo "Request to Increase Expenditure Levels for Federal Funds," dated 9/12/14 was approved by Governor Abercrombie on 9/22/14.	n/a	N	N
301	P	9/12/2014	\$ 106,225	\$ 410,175	386.1%	B&F memo "Request to Increase Expenditure Levels for Federal Funds," dated 9/12/14 was approved by Governor Abercrombie on 9/22/14.	n/a	N	N
401	N	9/12/2014	\$ 1,075,819,956	\$ 25,706,044	2.4%	B&F memo "Request to Increase Expenditure Levels for Federal Funds," dated 9/12/14 was approved by Governor Abercrombie on 9/22/14.	n/a	N	N
902	N	9/12/2014	\$ 33,234,892	\$ 12,942,210	38.9%	B&F memo "Request to Increase Expenditure Levels for Federal Funds," dated 9/12/14 was approved by Governor Abercrombie on 9/22/14. \$11,479,488 of increase was allotted on 2/27/15.	n/a	N	N
902	P	9/12/2014	\$ 717,484	\$ 2,296,158	320.0%	B&F memo "Request to Increase Expenditure Levels for Federal Funds," dated 9/12/14 was approved by Governor Abercrombie on 9/22/14.	n/a	N	N
903	N	9/12/2014	\$ 63,911,309	\$ 19,782,742	31.0%	B&F memo "Request to Increase Expenditure Levels for Federal Funds," dated 9/12/14 was approved by Governor Abercrombie on 9/22/14.	n/a	N	N
903	P	9/12/2014	\$ 460	\$ 2,540	552.2%	B&F memo "Request to Increase Expenditure Levels for Federal Funds," dated 9/12/14 was approved by Governor Abercrombie on 9/22/14.	n/a	N	N
904	N	12/2/2014	\$ 1,546,726	\$ 1,043,689	67.5%	B&F memo "Request to Increase Expenditure Levels for Federal Funds," dated 9/12/14 was approved by Governor Abercrombie on 9/22/14.	n/a	N	N

Department of Human Services
Expenditures Exceeding Appropriation Ceilings in FY15 and FY16

Table 9

<u>Prog ID</u>	<u>MOF</u>	<u>Date</u>	<u>Appropriation</u>	<u>Amount Exceeding Appropriation</u>	<u>Percent Exceeded</u>	<u>Reason for Exceeding Ceiling</u>	<u>Legal Authority</u>	<u>Recurring (Y/N)</u>	<u>GF Impact (Y/N)</u>
904	P	12/2/2014	\$ 604	\$ 896	148.3%	B&F memo "Request to Increase Expenditure Levels for Federal Funds," dated 9/12/14 was approved by Governor Abercrombie on 9/22/14.	n/a	N	N
401	N	6/10/2015	\$ 1,075,819,956	\$ 60,000,000	5.6%	Adds funds for Hospital Sustainability and Nursing Home Sustainability programs. Request approved by Governor Ige on 6/8/15.	n/a	N	N
802	N	10/7/2015	\$ 13,820,795	\$ 1,676,871	12.1%	Request for additional funding was approved by U.S. Department of Education, Rehabilitation Services Administration. Funds will be used for program activities. Request approved by Governor Ige 9/17/15.	Rehabilitation Act of 1973, as amended	N	N
904	N	8/17/2015	\$ 2,369,399	\$ 351,705	14.8%	B&F memo "Request to Increase Expenditure Levels for Federal Funds (FY 16)," dated 8/17/15 was approved by Governor Ige on 8/31/15.	n/a	N	N
904	P	8/17/2015	\$ 604	\$ 896	148.3%	B&F memo "Request to Increase Expenditure Levels for Federal Funds (FY 16)," dated 8/17/15 was approved by Governor Ige on 8/31/15.	n/a	N	N
206	N	8/17/2015	\$ 5,478,053	\$ 75,539	1.4%	B&F memo "Request to Increase Expenditure Levels for Federal Funds (FY 16)," dated 8/17/15 was approved by Governor Ige on 8/31/15.	n/a	N	N
224	N	8/17/2015	\$ 626,906	\$ 22,542	3.6%	B&F memo "Request to Increase Expenditure Levels for Federal Funds (FY 16)," dated 8/17/15 was approved by Governor Ige on 8/31/15.	n/a	N	N
236	N	8/17/2015	\$ 21,036,235	\$ 1,504,230	7.2%	B&F memo "Request to Increase Expenditure Levels for Federal Funds (FY 16)," dated 8/17/15 was approved by Governor Ige on 8/31/15.	n/a	N	N
236	P	8/17/2015	\$ 2,763	\$ 13,737	497.2%	B&F memo "Request to Increase Expenditure Levels for Federal Funds (FY 16)," dated 8/17/15 was approved by Governor Ige on 8/31/15.	n/a	N	N
237	N	8/17/2015	\$ 699,734	\$ 273,008	39.0%	B&F memo "Request to Increase Expenditure Levels for Federal Funds (FY 16)," dated 8/17/15 was approved by Governor Ige on 8/31/15.	n/a	N	N
302	P	8/17/2015	\$ 106,225	\$ 434,175	408.7%	B&F memo "Request to Increase Expenditure Levels for Federal Funds (FY 16)," dated 8/17/15 was approved by Governor Ige on 8/31/15.	n/a	N	N
903	P	8/17/2015	\$ 460	\$ 2,540	552.2%	B&F memo "Request to Increase Expenditure Levels for Federal Funds (FY 16)," dated 8/17/15 was approved by Governor Ige on 8/31/15.	n/a	N	N

Department of Human Services
Expenditures Exceeding Appropriation Ceilings in FY15 and FY16

Table 9

<u>Prog ID</u>	<u>MOF</u>	<u>Date</u>	<u>Appropriation</u>	<u>Amount Exceeding Appropriation</u>	<u>Percent Exceeded</u>	<u>Reason for Exceeding Ceiling</u>	<u>Legal Authority</u>	<u>Recurring (Y/N)</u>	<u>GF Impact (Y/N)</u>
902	N	8/17/2015	\$ 25,430,221	\$ 9,750,323	38.3%	B&F memo "Request to Increase Expenditure Levels for Federal Funds (FY 16)," dated 8/17/15 was approved by Governor Ige on 8/31/15.	n/a	N	N
902	P	8/17/2015	\$ 717,484	\$ 4,526,747	630.9%	B&F memo "Request to Increase Expenditure Levels for Federal Funds (FY 16)," dated 8/17/15 was approved by Governor Ige on 8/31/15.	n/a	N	N
601	P	8/17/2015	\$ 1,321,390	\$ 18,212	1.4%	B&F memo "Request to Increase Expenditure Levels for Federal Funds (FY 16)," dated 8/17/15 was approved by Governor Ige on 8/31/15.	n/a	N	N
901	N	8/17/2015	\$ 1,748,702	\$ 414,996	23.7%	B&F memo "Request to Increase Expenditure Levels for Federal Funds (FY 16)," dated 8/17/15 was approved by Governor Ige on 8/31/15.	n/a	N	N

Department of Human Services
Intradepartmental Transfers in FY15 and FY16

Table 10

<u>Actual or Anticipated</u>						<u>Percent of Program ID Appropriation</u>	<u>To Prog ID</u>	<u>Percent of Receiving Program ID Appropriation</u>	<u>Reason for Transfer</u>	<u>Recurring (Y/N)</u>
<u>Date of Transfer</u>	<u>MOF</u>	<u>Pos (P)</u>	<u>Pos (T)</u>	<u>\$\$\$</u>	<u>From Prog ID</u>	<u>Transferred From</u>				
10/6/2014	A			\$ 995,000	HMS 401	0.0%	HMS 902	2.1%	The transfer of \$995,000 in general funds from HMS 401 – Health Care Payments to HMS 902 – General Support for Health Care Payments, are necessary to comply with mandates of the Affordable Care Act (ACA).	N
6/2/2015	A			\$ 7,183,772	HMS 401	-0.4%	HMS 902	15.5%	The transfer of \$7,183,772 in general funds from HMS 401 – Health Care Payments to HMS 902 – General Support for Health Care Payments. The funds will be used to pay for the KPMG maintenance and operation costs that were not included in the capital improvement project (CIP) through 12/31/15, for the Hawaii Health Connector and the KOLEA Eligibility System.	N
6/3/2015	A			\$ 6,344,940	HMS 401	-0.3%	HMS 902	13.7%	This transfer of funds from HMS 401, Health Care Payments, to HMS 902, General Support for Health Care Payments is necessary to pay the cost allocated share of the services provided to the Medicaid Program by the Hawaii Health Connector (HHC). These services include customer call center and market place assistors programs. The requested amount (\$6,344,940) covers the cost allocated share of payments for the services provided by the HHC to the Medicaid Program between July 1, 2014 – June 30, 2015.	N

Department of Human Services
Intradepartmental Transfers in FY15 and FY16

Table 10

<u>Actual or Anticipated</u>						<u>Percent of Program ID Appropriation</u>	<u>To Prog ID</u>	<u>Percent of Receiving Program ID Appropriation</u>	<u>Reason for Transfer</u>	<u>Recurring (Y/N)</u>
<u>Date of Transfer</u>	<u>MOF</u>	<u>Pos (P)</u>	<u>Pos (T)</u>	<u>\$\$\$</u>	<u>From Prog ID</u>	<u>Transferred From</u>				
8/10/2015	A			\$ 440,483	HMS 401	0.0%	HMS 902	1.2%	The transfer of \$440,483 in General Funds from HMS 401, Health Care Payments, to HMS 902, General Support for Health Care Payments is necessary to pay for the Project Management Office contract with Health Management Associates for the transition of functions from the Hawaii Health Connector to the State. These include having marketplace assisters, a call center, transferring data from the Connector to the State to generate required IRS reporting, and the transitioning of current members to prevent loss of insurance coverage. These activities involve the Department of Human Services, Department of Commerce and Consumer Affairs, Department of Labor and the Office of Information Management and Technology.	N
9/15/2015	A			\$ 1,710,133	HMS 401	-0.1%	HMS 902	4.7%	This transfer of funds from HMS 401, Health Care Payments, to HMS 902, General Support for Health Care Payments is necessary to pay the required cost allocated share of the services provided to the Medicaid Program by the Hawaii Health Connector (HHC) for state fiscal year 2015-2016. DHS and the HHC are required by federal regulation to coordinate and interface with each other to serve individuals seeking assistance with health insurance coverage. This also requires each entity (HHC and DHS) to cost allocate expenses to each other.	N
-										

Department of Human Services
Active Federal Awards as of December 1, 2015

Table 11

State Expending Agency	Program ID	Award Number	CFDA Number	Award Description	Awarding Federal Agency	Award Amount	Award Amount Allocated to the Pgm ID in Column B	State Appropriation Symbol	State Fund Match (If Any)	Contact Name	Contact Phone	Contact Email		
DHS	HMS 206	G-16B1HILIEA	93.568	Low Income Home Energy Assistance Program	U. S. Dept. of Health & Human Services	\$4,915,886.00	\$4,424,297.00	S-16-204-K	\$0.00	Derek Oshiro	586-5630	doshiro@dhs.hawaii.gov		
DHS	HMS 206	G-15B1HILIEA	93.568	Low Income Home Energy Assistance Program	U. S. Dept. of Health & Human Services	\$5,622,255.00	\$5,101,891.00	S-15-204-K	\$0.00	Derek Oshiro	586-5630	doshiro@dhs.hawaii.gov		
DHS	HMS 211	1601HITAN3	93.558	Temporary Assistance to Needy Families	U. S. Dept. of Health & Human Services	\$3,296,826.00	\$3,296,826.00	S-16-201-K	\$23,716,615.00	Derek Oshiro	586-5630	doshiro@dhs.hawaii.gov		
DHS	HMS 211	1601HITANF	93.558	Temporary Assistance to Needy Families	U. S. Dept. of Health & Human Services	\$25,273,070.00	\$11,097,034.00	S-16-201-K	\$22,454,875.00	Derek Oshiro	586-5630	doshiro@dhs.hawaii.gov		
DHS	HMS 211	1501HITANF	93.558	Temporary Assistance to Needy Families	U. S. Dept. of Health & Human Services	\$98,904,788.00	\$25,774,634.00	S-15-201-K	\$18,110,421.00	Derek Oshiro	586-5630	doshiro@dhs.hawaii.gov		
DHS	HMS 211	1401HITANF	93.558	Temporary Assistance to Needy Families	U. S. Dept. of Health & Human Services	\$98,904,788.00	\$25,667,601.00	S-14-201-K	\$20,161,798.00	Derek Oshiro	586-5630	doshiro@dhs.hawaii.gov		
DHS	HMS 224	E-15-DC-15-00	14.231	Emergency Shelter Grant	U. S. Dept. of Housing & Urban Development	\$442,987.00	\$442,987.00	S-15-216-K	\$0.00	Derek Oshiro	586-5630	doshiro@dhs.hawaii.gov		
DHS	HMS 224	E-14-DC-15-00	14.231	Emergency Shelter Grant	U. S. Dept. of Housing & Urban Development	\$402,239.00	\$402,239.00	S-14-216-K	\$0.00	Derek Oshiro	586-5630	doshiro@dhs.hawaii.gov		
DHS	HMS 224	E-13-DC-15-00	14.231	Emergency Shelter Grant	U. S. Dept. of Housing & Urban Development	\$340,980.00	\$340,980.00	S-13-216-K	\$0.00	Derek Oshiro	586-5630	doshiro@dhs.hawaii.gov		
DHS	HMS 224	HIH15F999	14.241	Homeless Opportunity for Persons with AIDS	U. S. Dept. of Housing & Urban Development	\$206,461.00	\$206,461.00	S-16-222-K	\$0.00	Derek Oshiro	586-5630	doshiro@dhs.hawaii.gov		
DHS	HMS 224	HIH14F999	14.241	Homeless Opportunity for Persons with AIDS	U. S. Dept. of Housing & Urban Development	\$205,107.00	\$205,107.00	S-15-222-K	\$0.00	Derek Oshiro	586-5630	doshiro@dhs.hawaii.gov		
DHS	HMS 224	various	14.238	Shelter Plus Care	U. S. Dept. of Housing & Urban Development	\$1,811,052.00	\$1,811,052.00	S-15-500-K	\$0.00	Derek Oshiro	586-5630	doshiro@dhs.hawaii.gov		
DHS	HMS 224	various	14.267	Continuum of Care	U. S. Dept. of Housing & Urban Development	\$2,918,302.00	\$2,918,302.00	S-15-500-K	\$26,900.00	Derek Oshiro	586-5630	doshiro@dhs.hawaii.gov		
DHS	HMS 236	G-16B1HILIEA	93.568	Low Income Home Energy Assistance Program	U. S. Dept. of Health & Human Services	\$4,915,886.00	\$797.00	S-16-296-K	\$0.00	Derek Oshiro	586-5630	doshiro@dhs.hawaii.gov		
DHS	HMS 236	G-15B1HILIEA	93.568	Low Income Home Energy Assistance Program	U. S. Dept. of Health & Human Services	\$5,622,255.00	\$3,769.00	S-15-296-K	\$0.00	Derek Oshiro	586-5630	doshiro@dhs.hawaii.gov		
DHS	HMS 236	1601HITANF	93.558	Temporary Assistance to Needy Families	U. S. Dept. of Health & Human Services	\$25,273,070.00	\$1,306,556.00	S-16-231-K	\$5,436,195.00	Derek Oshiro	586-5630	doshiro@dhs.hawaii.gov		
DHS	HMS 236	1601HITANF	93.558	Temporary Assistance to Needy Families	U. S. Dept. of Health & Human Services	\$25,273,070.00	\$382,607.00	S-16-232-K	\$1,591,913.00	Derek Oshiro	586-5630	doshiro@dhs.hawaii.gov		
DHS	HMS 236	1501HITANF	93.558	Temporary Assistance to Needy Families	U. S. Dept. of Health & Human Services	\$98,904,788.00	\$3,805,473.00	S-15-231-K	\$2,468,268.00	Derek Oshiro	586-5630	doshiro@dhs.hawaii.gov		
DHS	HMS 236	1501HITANF	93.558	Temporary Assistance to Needy Families	U. S. Dept. of Health & Human Services	\$98,904,788.00	\$1,486,581.00	S-15-232-K	\$964,212.00	Derek Oshiro	586-5630	doshiro@dhs.hawaii.gov		
DHS	HMS 236	1401HITANF	93.558	Temporary Assistance to Needy Families	U. S. Dept. of Health & Human Services	\$98,904,788.00	\$3,789,670.00	S-14-231-K	\$5,187,524.00	Derek Oshiro	586-5630	doshiro@dhs.hawaii.gov		
DHS	HMS 236	1401HITANF	93.558	Temporary Assistance to Needy Families	U. S. Dept. of Health & Human Services	\$98,904,788.00	\$1,378,715.00	S-14-232-K	\$1,887,267.00	Derek Oshiro	586-5630	doshiro@dhs.hawaii.gov		
DHS	HMS 236	G1601HICCDF	93.596	Child Care Development Fund	U. S. Dept. of Health & Human Services	\$4,338,001.00	\$17,825.00	S-16-230-K	\$0.00	Derek Oshiro	586-5630	doshiro@dhs.hawaii.gov		
DHS	HMS 236	G1501HICCDF	93.596	Child Care Development Fund	U. S. Dept. of Health & Human Services	\$20,950,922.00	\$60,076.00	S-16-230-K	\$0.00	Derek Oshiro	586-5630	doshiro@dhs.hawaii.gov		
DHS	HMS 238	1404HIDI00	96.001	SSA Disability Program	Social Security Administration	\$6,594,432.00	\$6,594,432.00	S-14-238-K	\$0.00	Vikki Nakamura	979-7000	vikki.nakamura@ssa.gov		
DHS	HMS 238	1504HIDI00	96.001	SSA Disability Program	Social Security Administration	\$7,166,840.00	\$7,166,840.00	S-15-238-K	\$0.00	Vikki Nakamura	979-7000	vikki.nakamura@ssa.gov		
DHS	HMS 238	1604HIDI00	96.001	SSA Disability Program	Social Security Administration	\$1,230,775.00	\$1,230,775.00	S-16-238-K	\$0.00	Vikki Nakamura	979-7000	vikki.nakamura@ssa.gov		
DHS	HMS 301	1601HIFOST	93.658	Foster Care Program	Dept. of Health and Human Services	\$3,924,365.00	\$152,990.58	S-16-249	\$670,988.17	Lucy Pascual	586-5519	lpascual@dhs.hawaii.gov		

Department of Human Services
Active Federal Awards as of December 1, 2015

Table 11

State Expending Agency	Program ID	Award Number	CFDA Number	Award Description	Awarding Federal Agency	Award Amount	Award Amount Allocated to the Pgm ID in Column B	State Appropriation Symbol	State Fund Match (If Any)	Contact Name	Contact Phone	Contact Email			
DHS	HMS 301	1601HIADPT	93.659	Adoption Assistance Program	Dept. of Health and Human Services	\$4,076,920.00	\$0.00	S-16-255	\$25,625.56	Lucy Pascual	586-5519	lpascual@dhs.hawaii.gov			
DHS	HMS 301	1601HIGARD	93.659	Guardianship Assistance Program	Dept. of Health and Human Services	\$390,758.00	\$0.00	S-16-281	\$7,247.29	Lucy Pascual	586-5519	lpascual@dhs.hawaii.gov			
DHS	HMS 301	G-1401HI1420	93.674	Chafee Foster Care Independence Program	DSSH	\$500,000.00	\$500,000.00	S-248	\$125,000.00	Kayle Perez	586-5667	kperez@dhs.hawaii.gov			
DHS	HMS 301	G-1401HIFPSS	93.556	Promoting Safe & Stable Families	DSSH	\$944,042.00	\$944,042.00	S-247	\$338,205.00	Kayle Perez	586-5667	kperez@dhs.hawaii.gov			
DHS	HMS 301	1411HIFPCV	93.556	Promoting Safe & Stable Families - Caseworker Visitations	DSSH	\$59,549.00	\$59,549.00	S-246	\$21,245.00	Kayle Perez	586-5667	kperez@dhs.hawaii.gov			
DHS	HMS 301	G-1501HISOSR	93.667	Social Service Block Grant	DSSH	\$6,960,093.00	\$4,933,098.00	S-207	none	Kayle Perez	586-5667	kperez@dhs.hawaii.gov			
DHS	HMS 301	G-1501HICETV	93.599	Chafee Education & Training Vouchers	DSSH	\$114,950.00	\$114,950.00	S-239	\$28,737.00	Kayle Perez	586-5667	kperez@dhs.hawaii.gov			
DHS	HMS 301	G-1501HICWS	93.645	Stephanie Tubbs Jones Child Welfare Services Program	DSSH	\$1,102,770.00	\$1,102,770.00	S-240	\$472,616.00	Kayle Perez	586-5667	kperez@dhs.hawaii.gov			
DHS	HMS 301	1511HIFPCV	93.556	Promoting Safe & Stable Families - Caseworker Visitations	DSSH	\$62,066.00	\$62,066.00	S-246	\$20,689.00	Kayle Perez	586-5667	kperez@dhs.hawaii.gov			
DHS	HMS 301	G-1501HIFPSS	93.556	Promoting Safe & Stable Families	DSSH	\$986,295.00	\$986,295.00	S-247	\$328,765.00	Kayle Perez	586-5667	kperez@dhs.hawaii.gov			
DHS	HMS 301	G-1501HI1420	93.674	Chafee Foster Care Independence Program	DSSH	\$500,000.00	\$500,000.00	S-248	\$125,000.00	Kayle Perez	586-5667	kperez@dhs.hawaii.gov			
DHS	HMS 301	G-1601HISOSR	93.667	Social Service Block Grant	DSSH	\$1,379,729.00	\$977,909.00	S-207	none	Kayle Perez	586-5667	kperez@dhs.hawaii.gov			
DHS	HMS 302	G1601HICCDF	93.596	Child Care Development Fund	U. S. Dept. of Health & Human Services	\$4,338,001.00	\$1,113,501.00	S-16-215-K	\$154,624.00	Derek Oshiro	586-5630	doshiro@dhs.hawaii.gov			
DHS	HMS 302	G1501HICCDF	93.596	Child Care Development Fund	U. S. Dept. of Health & Human Services	\$20,950,922.00	\$4,581,080.00	S-16-215-K	\$154,624.00	Derek Oshiro	586-5630	doshiro@dhs.hawaii.gov			
DHS	HMS 303	1601HIFOST	93.658	Foster Care Program	Dept. of Health and Human Services	Same as above	\$0.00	S-16-289	\$134,319.49	Lucy Pascual	586-5519	lpascual@dhs.hawaii.gov			
DHS	HMS 303	1601HIADPT	93.659	Adoption Assistance Program	Dept. of Health and Human Services	Same as above	\$0.00	S-16-203	\$611,748.46	Lucy Pascual	586-5519	lpascual@dhs.hawaii.gov			
DHS	HMS 303	1601HIGARD	93.659	Guardianship Assistance Program	Dept. of Health and Human Services	Same as above	\$0.00	S-16-512	\$49,729.67	Lucy Pascual	586-5519	lpascual@dhs.hawaii.gov			
DHS	HMS 305	G1601HICCDF	93.596	Child Care Development Fund	U. S. Dept. of Health & Human Services	\$4,338,001.00	\$3,143,162.00	S-16-225-K	\$8,261,749.00	Derek Oshiro	586-5630	doshiro@dhs.hawaii.gov			
DHS	HMS 305	G1501HICCDF	93.596	Child Care Development Fund	U. S. Dept. of Health & Human Services	\$20,950,922.00	\$16,095,703.00	S-16-225-K	\$8,261,749.00	Derek Oshiro	586-5630	doshiro@dhs.hawaii.gov			
DHS	HMS 401	5-1505HISMAI	93.778	Medical Assistance Program	Centers for Medicare & Medicaid Services	\$1,533,920,000.00	\$1,533,920,000.00	S-16-229-K	G-16-030-K	Myrna Maramag	692-7981	mmaramag@medicaid.dhs.state.hi.us			
DHS	HMS 401	05-1505HI108	93.767	Children's Health Insurance Program	Centers for Medicare & Medicaid Services	\$34,620,423.00	\$34,620,423.00	S-16-290-K	G-16-365-K	Maria Lui	692-7980	mlui@medicaid.dhs.state.hi.us			
DHS	HMS 401	5-1505HI5021	93.767	Children's Health Insurance Program	Centers for Medicare & Medicaid Services	\$11,695,939.00	\$11,695,939.00	S-16-290-K	G-16-365-K	Maria Lui	692-7980	mlui@medicaid.dhs.state.hi.us			
DHS	HMS 501	2012JFFX0001	16.540	2012 Formula	DOJ,OJJDP	\$400,000.00	\$400,000.00	S-14-224-K	\$40,000.00	Ana Mejia-Vasconcellos	587-5738	amejia-vasconcellos@dhs.hawaii.gov			
DHS	HMS 501	2013MUFX0003	16.540	2013-14 Formula	DOJ,OJJDP	\$797,892.00	\$797,892.00	S-14-224-K	\$80,423.00	Ana Mejia-Vasconcellos	587-5738	amejia-vasconcellos@dhs.hawaii.gov			
DHS	HMS 501	2015JFFX0053	16.540	2015 Formula	DOJ,OJJDP	\$393,667.00	\$393,667.00	S-15-224-K	\$40,000.00	Ana Mejia-Vasconcellos	587-5738	amejia-vasconcellos@dhs.hawaii.gov			
DHS	HMS 501	2014JFFX0123	16.735	2014-15 PREA	DOJ,OJJDP	\$13,597.00	\$13,597.00	S-14-224-K	\$0.00	Ana Mejia-Vasconcellos	587-5738	amejia-vasconcellos@dhs.hawaii.gov			
DHS	HMS 501	2012JBFX0019	16.523	2012 JABG	DOJ,OJJDP	\$173,413.00	\$173,413.00	S-14-212-K	\$19,269.00	Ana Mejia-Vasconcellos	587-5738	amejia-vasconcellos@dhs.hawaii.gov			
DHS	HMS 501	2013JBFX0043	16.523	2013 JABG	DOJ,OJJDP	\$133,464.00	\$133,464.00	S-14-212-K	\$14,830.00	Ana Mejia-Vasconcellos	587-5738	amejia-vasconcellos@dhs.hawaii.gov			

Department of Human Services
Active Federal Awards as of December 1, 2015

State Expending Agency	Program ID	Award Number	CFDA Number	Award Description	Awarding Federal Agency	Award Amount	Award Amount Allocated to the Pgm ID in Column B	State Appropriation Symbol	State Fund Match (If Any)	Contact Name	Contact Phone	Contact Email		
DHS	HMS 601	G-1501HISOSR	93.667	Social Service Block Grant	DSSH	\$6,960,093.00	\$466,632.00	S-221	none	Linda Chun	586-5684	lchun@dhs.hawaii.gov		
DHS	HMS 601	G-1601HISOSR	93.667	Social Service Block Grant	DSSH	\$1,379,729.00	\$92,503.00	S-221	none	Linda Chun	586-5684	lchun@dhs.hawaii.gov		
DHS	HMS 601	135CPHI001	94.016	Senior Companion Program	CNCS	\$400,089.00	\$400,089.00	S-504	\$248,920.00	Anne Holton	832-0342	aholton@dhs.hawaii.gov		
DHS	HMS 601	13GXPHI001	94.011	Foster Grandparent Program	CNCS	\$456,768.00	\$456,768.00	S-509	n/a	Suzanne Hull	832-5167	shull@dhs.hawaii.gov		
DHS	HMS 802	H126A140015	84.126	State Vocational Rehabilitation Services (VR)	Dept of Education	\$13,232,079.00	\$13,232,079.00	S-14-282-K	\$3,581,236.00	Kimberly Wu	586-6974	kwu@dhs.hawaii.gov		
DHS	HMS 802	H126A150015	84.126	State Vocational Rehabilitation Services (VR)	Dept of Education	\$11,247,267.00	\$11,247,267.00	S-15-282-K	\$3,044,051.00	Kimberly Wu	586-6974	kwu@dhs.hawaii.gov		
DHS	HMS 802	H126A150015	84.126	State Vocational Rehabilitation Services (VR)	Dept of Education	\$1,984,812.00	\$1,984,812.00	S-15-547-K	\$537,185.00	Kimberly Wu	586-6974	kwu@dhs.hawaii.gov		
DHS	HMS 802	H126A160015	84.126	State Vocational Rehabilitation Services (VR)	Dept of Education	\$2,418,936.00	\$2,418,936.00	S-16-282-K	\$654,680.00	Kimberly Wu	586-6974	kwu@dhs.hawaii.gov		
DHS	HMS 802	H169A150016	84.169	State Independent Living Services (IL)	Dept of Education	\$305,350.00	\$305,350.00	S-15-293-K	\$33,928.00	Kimberly Wu	586-6974	kwu@dhs.hawaii.gov		
DHS	HMS 802	H177B150011	84.177	Independent Living Services for Older Individuals who are Blind	Dept of Education	\$225,000.00	\$225,000.00	S-15-294-K	\$25,000.00	Kimberly Wu	586-6974	kwu@dhs.hawaii.gov		
DHS	HMS 802	H187A150016	84.187	Supported Employment State Grants (SE)	Dept of Education	\$150,000.00	\$150,000.00	S-15-295-K	\$0.00	Kimberly Wu	586-6974	kwu@dhs.hawaii.gov		
DHS	HMS 802	H187A150016	84.187	Supported Employment State Grants (SE)	Dept of Education	\$150,000.00	\$150,000.00	S-15-548-K	\$16,667.00	Kimberly Wu	586-6974	kwu@dhs.hawaii.gov		
DHS	HMS 802	H224A150011	84.224	State Grants for Assistive Technology 2015	Dept of Education	\$439,901.00	\$439,901.00	S-15-297-K	\$0.00	Kimberly Wu	586-6974	kwu@dhs.hawaii.gov		
DHS	HMS 802	H265A100047	84.265	In-Service Training Grant	Dept of Education	\$16,829.00	\$16,829.00	S-15-298-K	\$701.00	Kimberly Wu	586-6974	kwu@dhs.hawaii.gov		
DHS	HMS 901	1601HIFOST	93.658	Foster Care Program	Dept. of Health and Human Services	Same as above	\$0.00	S-16-244	\$21,582.34	Lucy Pascual	586-5519	lpascual@dhs.hawaii.gov		
DHS	HMS 901	1601HIADPT	93.659	Adoption Assistance Program	Dept. of Health and Human Services	Same as above	\$0.00	S-16-513	\$2,037.95	Lucy Pascual	586-5519	lpascual@dhs.hawaii.gov		
DHS	HMS 901	1601HIGARD	93.659	Guardianship Assistance Program	Dept. of Health and Human Services	Same as above	\$0.00	S-16-514	\$621.21	Lucy Pascual	586-5519	lpascual@dhs.hawaii.gov		
DHS	HMS 902	5-1505HISADN	93.778	Medical Assistance Program-Adm	Centers for Medicare & Medicaid Services	\$72,000,000.00	\$72,000,000.00	S-16-233-K	G-16-133-K	Maria Lui	692-7980	mlui@medicaid.dhs.state.hi.us		
DHS	HMS 902	1B1CMS33088	95.536	Medicaid Incentive for Preventior	Centers for Medicare & Medicaid Services	\$5,916,710.00	\$5,916,710.00	S-15-511-K		Myrna Maramag	692-7981	mmaramag@medicaid.dhs.state.hi.us		
DHS	HMS 902	111CMS03016	93.779	Money Follows a Person	Centers for Medicare & Medicaid Services	\$9,936,999.00	\$9,936,999.00	S-15-535-K		Myrna Maramag	692-7981	mmaramag@medicaid.dhs.state.hi.us		
DHS	HMS 902	5-1505HIIMPL	93.778	HIT Implementation	Centers for Medicare & Medicaid Services	\$6,590,908.00	\$6,590,908.00	S-15-229-K		Maria Lui	692-7981	mlui@medicaid.dhs.state.hi.us		
DHS	HMS 902	5-1505HIINCT	93.778	HIT Incentive Payment	Centers for Medicare & Medicaid Services	\$54,001,000.00	\$54,001,000.00	S-15-229-K		Maria Lui	692-7981	mlui@medicaid.dhs.state.hi.us		
DHS	HMS 903	G-16B1HILIEA	93.568	Low Income Home Energy Assistance Program	U. S. Dept. of Health & Human Services	\$4,915,886.00	\$474,861.00	S-16-519-K	\$0.00	Derek Oshiro	586-5630	doshiro@dhs.hawaii.gov		
DHS	HMS 903	G-15B1HILIEA	93.568	Low Income Home Energy Assistance Program	U. S. Dept. of Health & Human Services	\$5,622,255.00	\$500,800.00	S-15-519-K	\$0.00	Derek Oshiro	586-5630	doshiro@dhs.hawaii.gov		
DHS	HMS 903	1601HITANF	93.558	Temporary Assistance to Needy Families	U. S. Dept. of Health & Human Services	\$25,273,070.00	\$8,860,827.00	S-16-529-K	\$36,867,291.00	Derek Oshiro	586-5630	doshiro@dhs.hawaii.gov		
DHS	HMS 903	1601HITANF	93.558	Temporary Assistance to Needy Families	U. S. Dept. of Health & Human Services	\$25,273,070.00	\$262,322.00	S-16-532-K	\$1,091,447.00	Derek Oshiro	586-5630	doshiro@dhs.hawaii.gov		
DHS	HMS 903	1601HITANF	93.558	Temporary Assistance to Needy Families	U. S. Dept. of Health & Human Services	\$25,273,070.00	\$711,604.00	S-16-530-K	\$2,960,773.00	Derek Oshiro	586-5630	doshiro@dhs.hawaii.gov		

Department of Human Services
Active Federal Awards as of December 1, 2015

Table 11

State Expending Agency	Program ID	Award Number	CFDA Number	Award Description	Awarding Federal Agency	Award Amount	Award Amount Allocated to the Pgm ID in Column B	State Appropriation Symbol	State Fund Match (If Any)	Contact Name	Contact Phone	Contact Email		
DHS	HMS 903	1601HITANF	93.558	Temporary Assistance to Needy Families	U. S. Dept. of Health & Human Services	\$25,273,070.00	\$78,508.00	S-16-531-K	\$326,651.00	Derek Oshiro	586-5630	doshiro@dhs.hawaii.gov		
DHS	HMS 903	1501HITANF	93.558	Temporary Assistance to Needy Families	U. S. Dept. of Health & Human Services	\$98,904,788.00	\$39,702,397.00	S-15-529-K	\$47,401,456.00	Derek Oshiro	586-5630	doshiro@dhs.hawaii.gov		
DHS	HMS 903	1501HITANF	93.558	Temporary Assistance to Needy Families	U. S. Dept. of Health & Human Services	\$98,904,788.00	\$702,945.00	S-15-532-K	\$839,259.00	Derek Oshiro	586-5630	doshiro@dhs.hawaii.gov		
DHS	HMS 903	1501HITANF	93.558	Temporary Assistance to Needy Families	U. S. Dept. of Health & Human Services	\$98,904,788.00	\$2,030,167.00	S-15-530-K	\$2,423,856.00	Derek Oshiro	586-5630	doshiro@dhs.hawaii.gov		
DHS	HMS 903	1501HITANF	93.558	Temporary Assistance to Needy Families	U. S. Dept. of Health & Human Services	\$98,904,788.00	\$248,960.00	S-15-531-K	\$297,237.00	Derek Oshiro	586-5630	doshiro@dhs.hawaii.gov		
DHS	HMS 903	1401HITANF	93.558	Temporary Assistance to Needy Families	U. S. Dept. of Health & Human Services	\$98,904,788.00	\$40,347,168.00	S-14-529-K	\$98,601,609.00	Derek Oshiro	586-5630	doshiro@dhs.hawaii.gov		
DHS	HMS 903	1401HITANF	93.558	Temporary Assistance to Needy Families	U. S. Dept. of Health & Human Services	\$98,904,788.00	\$2,373,192.00	S-14-530-K	\$5,799,677.00	Derek Oshiro	586-5630	doshiro@dhs.hawaii.gov		
DHS	HMS 903	1401HITANF	93.558	Temporary Assistance to Needy Families	U. S. Dept. of Health & Human Services	\$98,904,788.00	\$260,447.00	S-14-531-K	\$636,488.00	Derek Oshiro	586-5630	doshiro@dhs.hawaii.gov		
DHS	HMS 903	1401HITANF	93.558	Temporary Assistance to Needy Families	U. S. Dept. of Health & Human Services	\$98,904,788.00	\$23,915.00	S-14-533-K	\$933,366.00	Derek Oshiro	586-5630	doshiro@dhs.hawaii.gov		
DHS	HMS 903	1301HITANF	93.558	Temporary Assistance to Needy Families	U. S. Dept. of Health & Human Services	\$98,904,788.00	\$55,394,903.00	S-13-201-K	\$19,089,170.00	Derek Oshiro	586-5630	doshiro@dhs.hawaii.gov		
DHS	HMS 903	1301HITANF	93.558	Temporary Assistance to Needy Families	U. S. Dept. of Health & Human Services	\$98,904,788.00	\$5,619,876.00	S-13-236-K	\$6,490,144.00	Derek Oshiro	586-5630	doshiro@dhs.hawaii.gov		
DHS	HMS 903	1301HITANF	93.558	Temporary Assistance to Needy Families	U. S. Dept. of Health & Human Services	\$98,904,788.00	\$22,219,400.00	S-13-227-K	\$96,357,645.00	Derek Oshiro	586-5630	doshiro@dhs.hawaii.gov		
DHS	HMS 903	G1601HICCDF	93.596	Child Care Development Fund	U. S. Dept. of Health & Human Services	\$4,338,001.00	\$55,741.00	S-16-516-K	\$0.00	Derek Oshiro	586-5630	doshiro@dhs.hawaii.gov		
DHS	HMS 903	G1501HICCDF	93.596	Child Care Development Fund	U. S. Dept. of Health & Human Services	\$20,950,922.00	\$187,868.00	S-16-516-K	\$0.00	Derek Oshiro	586-5630	doshiro@dhs.hawaii.gov		
DHS	HMS 904	G-16B1HILIEA	93.568	Low Income Home Energy Assistance Program	U. S. Dept. of Health & Human Services	\$4,915,886.00	\$15,931.00	S-16-524-K	\$0.00	Derek Oshiro	586-5630	doshiro@dhs.hawaii.gov		
DHS	HMS 904	G-15B1HILIEA	93.568	Low Income Home Energy Assistance Program	U. S. Dept. of Health & Human Services	\$5,622,255.00	\$16,515.00	S-15-524-K	\$0.00	Derek Oshiro	586-5630	doshiro@dhs.hawaii.gov		
DHS	HMS 904	1601HITANF	93.558	Temporary Assistance to Needy Families	U. S. Dept. of Health & Human Services	\$25,273,070.00	\$22,194.00	S-16-533-K	\$92,343.00	Derek Oshiro	586-5630	doshiro@dhs.hawaii.gov		
DHS	HMS 904	1601HITANF	93.558	Temporary Assistance to Needy Families	U. S. Dept. of Health & Human Services	\$25,273,070.00	\$78,918.00	S-16-534-K	\$328,356.00	Derek Oshiro	586-5630	doshiro@dhs.hawaii.gov		
DHS	HMS 904	1501HITANF	93.558	Temporary Assistance to Needy Families	U. S. Dept. of Health & Human Services	\$98,904,788.00	\$74,919.00	S-15-533-K	\$1,412,846.00	Derek Oshiro	586-5630	doshiro@dhs.hawaii.gov		
DHS	HMS 904	1501HITANF	93.558	Temporary Assistance to Needy Families	U. S. Dept. of Health & Human Services	\$98,904,788.00	\$188,712.00	S-15-534-K	\$3,558,787.00	Derek Oshiro	586-5630	doshiro@dhs.hawaii.gov		
DHS	HMS 904	1401HITANF	93.558	Temporary Assistance to Needy Families	U. S. Dept. of Health & Human Services	\$98,904,788.00	\$174,080.00	S-14-534-K	\$9,312,968.00	Derek Oshiro	586-5630	doshiro@dhs.hawaii.gov		
DHS	HMS 904	1301HITANF	93.558	Temporary Assistance to Needy Families	U. S. Dept. of Health & Human Services	\$98,904,788.00	\$253,109.00	S-13-291-K	\$9,399,596.00	Derek Oshiro	586-5630	doshiro@dhs.hawaii.gov		
DHS	HMS 904	G1601HICCDF	93.596	Child Care Development Fund	U. S. Dept. of Health & Human Services	\$4,338,001.00	\$7,772.00	S-16-521-K	\$0.00	Derek Oshiro	586-5630	doshiro@dhs.hawaii.gov		
DHS	HMS 904	G1501HICCDF	93.596	Child Care Development Fund	U. S. Dept. of Health & Human Services	\$20,950,922.00	\$26,195.00	S-16-521-K	\$0.00	Derek Oshiro	586-5630	doshiro@dhs.hawaii.gov		

Department of Human Services
Non-General Funds

Table 12

<u>Name of Fund</u>	<u>Purpose</u>	<u>Statutory Reference</u>	<u>MOF</u>	<u>Beginning FY15 Unencumbered Cash Balance</u>	<u>Estimated FY16 Revenues</u>	<u>Estimated FY16 Expenditures and Encumbrances</u>	<u>Estimated FY16 Net Transfers</u>	<u>Estimated FY16 Ending Unencumbered Cash Balance</u>	<u>Balance in Excess of Program Needs</u>
Costs Related to Homeless Assistance	Homeless Assistance	Act 45, SLH 2004 & Act 236, SLH 2005	B	\$ 46,641	\$ -	\$ -	\$ -	\$ 46,641	\$ 46,641
DHS Homeless Trust Fund	Support the operation of homeless facilities and other programs for the homeless.	administratively established	T	\$ 588	\$ -	\$ -	\$ -	\$ 588	\$ 588
Dev/Implementation of Hsg First Pilot Pgm	Development and implementation of a housing first pilot program for chronically homeless individuals	Act 191, SLH 2010	B	\$ 25,686	\$ -	\$ -	\$ -	\$ 25,686	\$ 25,686
Shelter Plus Care	Rental assistance, in combination with supportive services to assist hard-to serve homeless persons with disabilities.	Act 191, SLH 2010	B	\$ 6,646	\$ -	\$ -	\$ -	\$ 6,646	\$ 6,646
Special Deposits	Holding account for supplemental or excess moneys received from the federal government held in trust for foster children on an as-needed basis.	Title IV-A, 45 CFR Chapter II, P.L. 94-23.	T	\$ 178,703	\$ 82,000	\$ 52,000	\$ -	\$ 208,703	\$ -
Electronic Benefit Transfer Account	Clearing account to accommodate Electronic Benefits Transfer transactions processed through the Hawaii Automated Welfare Information (HAWI) system.	administratively established	T	\$ 614,095	\$ 81,500,000	\$ 81,500,000	\$ -	\$ 614,095	\$ -
HANA Electronic Benefit Transfer Account	Clearing account to accommodate Electronic Benefits Transfer transactions processed through the Hawaii Automated Network for Assistance (HANA) system.	administratively established	T	\$ 57,750	\$ 33,000,000	\$ 33,000,000	\$ -	\$ 57,750	\$ -
Interim Assistance Reimbursement Spec Fd	Retain Supplemental Security Income reimbursements from prior years to stabilize the fluctuation of General Assistance benefit payments	Act 196, 2015 SLH	B	\$ -	\$ 1,100,000	\$ -	\$ -	\$ 1,100,000	\$ -
Blind shop Revolving and Handicraft Fund	To deposit sales receipts from products made by blind persons in their homes or in workshops and to pay for the materials and labor.	HRS 347-12	W	\$ 71,330	\$ -	\$ -	\$ -	\$ 71,330	\$ -
Randolph Sheppard	To provide for Blind Vendor benefits, maintenance and replacement of equipment, purchase of new equipment, management services, and other costs related to the blind vending program.	HRS 347-12.5	W	\$ 1,271,017	\$ 565,000	\$ 575,000	\$ -	\$ 1,261,017	\$ -

Department of Human Services
Non-General Funds

Table 12

<u>Name of Fund</u>	<u>Purpose</u>	<u>Statutory Reference</u>	<u>MOF</u>	<u>Beginning FY15 Unencumbered Cash Balance</u>	<u>Estimated FY16 Revenues</u>	<u>Estimated FY16 Expenditures and Encumbrances</u>	<u>Estimated FY16 Net Transfers</u>	<u>Estimated FY16 Ending Unencumbered Cash Balance</u>	<u>Balance in Excess of Program Needs</u>
Donations Account	Canes/LVC/OIB/TAY/SUMMER	HRS 347-10	T	\$ 74,635	\$ 15,000	\$ 10,000	\$ -	\$ 79,635	\$ -
Commission on the Status of Women	Works for equality for women and girls in the State by acting as a catalyst for positive change through advocacy, education, collaboration and program development.	Act 147, SLH 2005	T	\$ 3,364	\$ -	\$ -	\$ -	\$ 3,364	\$ -
Spouse & Child Abuse	Support spouse/child abuse intervention/prevention	Act 232/94 HRS 346-7.5	B	\$ 1,138,551	\$ 450,000	\$ 1,115,709	\$ 472,842	\$ 472,842	\$ -
Geist Foundation	Compensate currently licensed foster parents to co-train applicants with the agency staff		T	\$ 545					\$ 545
Donations for Social Services	To meet acute emergency needs of clients who need immediate cash to purchase food or other goods and services		T	\$ 763,553	\$ 350,000	\$ 350,000	\$ 763,553	\$ 763,553	\$ -
Foster Grandparent Program	increase the number of foster grandparents and to defray related expenses to purchase food or other goods and services		T	\$ 36,553	\$ 9,000	\$ 10,000	\$ 35,553	\$ 35,553	\$ -
Blueprint for Change Program for Drop-in Centers	Voluntary services providing services to strengthen families.	Act 191/2010	B	\$ 15,980					\$ 15,980
Hale Mahaolu for Personal Care Services	Provide subsidized personal care services for disabled/chronically ill adults 18 years and older and frail elderly living in Maui. Personal care services such as bathing, grooming, hygiene, toileting, etc., help clients maintain a safe and independent life style in their residence and prevent premature or unnecessary institutionalization.	Act 191/2010	B	\$ 4,059					\$ 4,059
Temporary Deposit - Payroll Overpayments	Temporary holding account to receive staff overpayment reimbursements.	administratively established	T	\$ 54,616	\$ 83,000	\$ 29,000	\$ -	\$ 108,616	\$ -
SSI Dedicated Funds	Holding account for funds received from the Social Security Administration for the medical needs of children in out-of-home care under the responsibility of the department.	administratively established	T	\$ 10,606	\$ -	\$ -	\$ -	\$ 10,606	\$ -

Department of Human Services
Non-General Funds

Table 12

<u>Name of Fund</u>	<u>Purpose</u>	<u>Statutory Reference</u>	<u>MOF</u>	<u>Beginning FY15 Unencumbered Cash Balance</u>	<u>Estimated FY16 Revenues</u>	<u>Estimated FY16 Expenditures and Encumbrances</u>	<u>Estimated FY16 Net Transfers</u>	<u>Estimated FY16 Ending Unencumbered Cash Balance</u>	<u>Balance in Excess of Program Needs</u>
Youth Residential Program (T-XX-901-K)	Volunteer donations placed in trust for youth committed to HYCF for their welfare and recreation.	HRS352-21	T	\$ 9,577	\$ -	\$ -	\$ -	\$ 9,577	\$ -
Prisoner's Trust Account (T-XX-998-K)	Trust account for all sums collected to the credit of the youth committed to HYCF.	HRS352-18	T	\$ 603	\$ -	\$ -	\$ -	\$ 603	\$ -
Medical Assistance Temporary Dep	The trust account is being used as a holding account.		T	\$ 1,043,782	\$ -	\$ -	\$ -	\$ -	\$ -
Hospital Sustainability Program	Medical Assistance payment for Medicaid and uninsured .	Act 70, SLH2015	B	\$ -	\$ 50,000,000	\$ 50,000,000	\$ -	\$ -	\$ -
Nursing Sustainability Program	Medical Assistance payment for Medicaid and uninsured .	Act 70, SLH2015	B	\$ -	\$ 14,000,000	\$ 14,000,000	\$ -	\$ -	\$ -
Out stationed Eligibility Worker Services	For out stationed eligibility worker services	Act191, SLH2010	B	\$ 100,000	\$ -	\$ -	\$ -	\$ -	\$ -
Hawaii Immigrant Health Initiative Pgm	For Hawaii Immigrant Initiative program	Act191, SLH2010	B	\$ 427,159	\$ -	\$ -	\$ -	\$ -	\$ -

Department of Human Services
Vacancy Report as of November 30, 2015

Table 13

Prog ID	Sub-Org	Date of Vacancy	Expected Fill Date	Position Number	Position Title	Exempt (Y/N)	SR Level	BU Code	Perm Temp (P/T)	FTE	MOF	Budgeted Amount	Annualized Actual Salary Last Paid	Authority to Hire (Y/N)	Occupied by 89 Day Hire (Y/N)	# of 89 Hire Appts	Describe if Filled by other Means	Priority # to Retain
220	RH	09/01/12	03/31/16	3490	BUILDING MAINTENANCE WORKER I	Y	BC09	01	P	1.00	N	44,544	\$ 44,544	Y	N			HPHA will reply separately
220	RH	05/29/15	03/31/16	4940	HOUSING BUILDING MTNCE WKR II	N	WS09	01	P	1.00	N	50,160	\$ 51,168	Y	N			HPHA will reply separately
220	RH	07/01/15	03/31/16	5035	PUBLIC HOUSING SUPERVISOR IV	N	SR22	13	P	1.00	N	58,728	\$ 57,720	Y	N			HPHA will reply separately
220	RH	05/01/15	03/31/16	5475	PUBLIC HOUSING SPECIALIST I	N	SR16	13	P	1.00	N	38,118	\$ 37,464	Y	N			HPHA will reply separately
220	RH	07/01/15	03/31/16	5640	HOUSING BUILDING MTNCE WKR I	N	BC09	01	P	1.00	N	47,268	\$ 48,216	Y	N			HPHA will reply separately
220	RH	06/04/14	03/31/16	5853	PUBLIC HOUSING SUPERVISOR V	N	SR24	23	P	1.00	N	74,310	\$ 73,032	Y	N			HPHA will reply separately
220	RH	07/09/13	03/31/16	5859	GENERAL LABORER I	N	BC02	01	P	1.00	N	36,687	\$ 33,228	Y	N			HPHA will reply separately
220	RH	08/01/15	03/31/16	6134	BUILDING MAINTENANCE WORKER I	N	BC09	01	P	1.00	N	49,182	\$ 48,216	Y	N			HPHA will reply separately
220	RH	08/06/12	03/31/16	6171	ACCOUNT CLERK II	N	SR08	03	P	1.00	N	24,384	\$ 25,668	Y	N			HPHA will reply separately
220	RH	07/27/15	03/31/16	6286	PUBLIC HOUSING SPECIALIST II	N	SR18	13	P	1.00	N	41,256	\$ 42,168	Y	N			HPHA will reply separately
220	RH	01/16/14	03/31/16	6304	ACCOUNT CLERK II	N	SR08	03	P	1.00	N	27,768	\$ 26,700	Y	N			HPHA will reply separately
220	RH	07/16/13	03/31/16	6563	BUILDING MAINTENANCE HELPER	N	BC05	01	P	1.00	N	40,815	\$ 36,960	Y	N			HPHA will reply separately
220	RH	04/06/12	03/31/16	6565	GENERAL LABORER I	N	BC02	01	P	1.00	N	33,228	\$ 33,228	Y	N			HPHA will reply separately
220	RH	07/01/15	03/31/16	6642	HOUSING WELDER I	Y	BC10	01	P	1.00	N	49,068	\$ 50,052	Y	N			HPHA will reply separately
220	RH	04/07/14	03/31/16	6693	PUBLIC HOUSING SUPERVISOR IV	N	SR22	13	P	1.00	N	54,300	\$ 53,364	Y	N	2		HPHA will reply separately
220	RH	07/01/15	03/31/16	6727	HOUSING BUILDING MTNCE WKR I	N	BC09	01	P	1.00	N	47,268	\$ 48,216	Y	N			HPHA will reply separately
220	RH	12/23/10	03/31/16	6731	HOUSING PLUMBER I	N	BC10	01	P	1.00	N	44,544	\$ 44,544	Y	N			HPHA will reply separately
220	RH	06/28/14	03/31/16	6786	BUILDING MAINTENANCE WORKER I	N	BC09	01	P	1.00	N	49,182	\$ 46,344	Y	N			HPHA will reply separately
220	RH	04/24/14	03/31/16	6792	HOUSING BUILDING MTNCE HLPR	Y	BC05	01	P	1.00	N	38,460	\$ 38,460	Y	N			HPHA will reply separately
220	RH	12/31/14	03/31/16	7589	BUILDING MAINTENANCE WORKER I	N	BC09	01	P	1.00	N	49,182	\$ 47,268	Y	N			HPHA will reply separately
220	RH	08/01/14	03/31/16	8047	CARPENTER I	N	BC09	01	P	1.00	N	49,182	\$ 45,432	Y	N			HPHA will reply separately
220	RH	11/06/15	03/31/16	8048	CARPENTER I	N	BC09	01	P	1.00	N	49,182	\$ 49,176	Y	N			HPHA will reply separately
220	RH	07/01/15	03/31/16	8720	PUBLIC HOUSING SUPERVISOR IV	N	SR22	23	P	1.00	N	54,300	\$ 55,488	Y	N			HPHA will reply separately
220	RH	11/03/15	03/31/16	8758	GENERAL LABORER I	N	BC02	01	P	1.00	N	36,687	\$ 36,684	Y	N			HPHA will reply separately
220	RH	04/26/14	03/31/16	8834	HOUSING BUILDING MTNCE WKR I	Y	BC09	01	P	1.00	N	47,388	\$ 46,344	Y	N			HPHA will reply separately
220	RH	12/31/14	03/31/16	8841	TRUCK DRIVER	N	BC06	01	P	1.00	N	42,438	\$ 40,788	Y	N			HPHA will reply separately
220	RH	11/13/14	03/31/16	8843	HOUSING BUILDING MTNCE WKR I	N	BC09	01	P	1.00	N	47,388	\$ 46,344	Y	N			HPHA will reply separately
220	RH	04/25/15	03/31/16	8844	BUILDING MAINTENANCE HELPER	N	BC05	01	P	1.00	N	40,815	\$ 40,008	Y	N			HPHA will reply separately
220	RH	07/17/13	03/31/16	8849	PUBLIC HOUSING SUPERVISOR IV	N	SR22	23	P	1.00	N	54,300	\$ 53,364	Y	N			HPHA will reply separately
220	RH	07/01/15	03/31/16	8851	HOUSING BUILDING MTNCE WKR I	N	BC09	01	P	1.00	N	47,268	\$ 48,216	Y	N			HPHA will reply separately
220	RH	07/01/15	03/31/16	8919	HOUSING GENERAL LABORER I	N	BC02	01	P	1.00	N	36,048	\$ 35,964	Y	N			HPHA will reply separately
220	RH	04/01/13	03/31/16	9611	HOUSING BUILDING MTNCE WKR I	N	BC09	01	P	1.00	N	44,544	\$ 44,544	Y	N			HPHA will reply separately
220	RH	12/01/14	03/31/16	9619	SECRETARY I	N	SR12	03	P	1.00	N	42,684	\$ 42,684	Y	N			HPHA will reply separately
220	RH	08/21/15	03/31/16	9662	HOUSING BUILDING MTNCE HLPR	N	BC05	01	P	1.00	N	39,228	\$ 40,008	Y	N			HPHA will reply separately
220	RH	01/23/13	03/31/16	9729	GENERAL LABORER II	N	BC03	01	P	1.00	N	34,174	\$ 34,164	Y	N			HPHA will reply separately
220	RH	05/18/15	03/31/16	10372	PUBLIC HOUSING SUPERVISOR V	N	SR24	23	P	1.00	W	71,418	\$ 70,188	Y	N			HPHA will reply separately
220	RH	07/01/15	03/31/16	10907	HOUSING PAINTER I	N	BC09	01	P	1.00	N	47,268	\$ 48,216	Y	N			HPHA will reply separately
220	RH	11/05/15	03/31/16	10909	PAINTER I	N	BC09	01	P	1.00	N	49,182	\$ 49,176	Y	N			HPHA will reply separately
220	RH	05/01/14	03/31/16	10933	BUILDING MAINTENANCE WORKER I	N	BC09	01	P	1.00	N	49,182	\$ 46,344	Y	N			HPHA will reply separately
220	RH	12/31/13	03/31/16	11626	BUILDING MAINTENANCE WORKER II	N	WS09	01	P	1.00	N	52,194	\$ 48,216	Y	N			HPHA will reply separately
220	RH	07/01/15	03/31/16	14976	HOUSING BUILDING MTNCE WKR II	N	WS09	01	P	1.00	N	50,160	\$ 51,168	Y	N			HPHA will reply separately
220	RH	10/03/14	03/31/16	15485	GENERAL LABORER I	N	BC02	01	P	1.00	N	36,687	\$ 34,560	Y	N			HPHA will reply separately
220	RH	07/01/15	03/31/16	17665	PUBLIC HOUSING SUPERVISOR V	N	SR24	23	P	1.00	N	61,062	\$ 62,424	Y	N			HPHA will reply separately
220	RH	11/01/13	03/31/16	21546	PUBLIC HOUSING SUPERVISOR IV	N	SR22	23	P	1.00	W	50,172	\$ 49,308	Y	Y	1		HPHA will reply separately
220	RH	02/09/15	03/31/16	22432	BUILDING MAINTENANCE HELPER	N	BC05	01	P	1.00	N	40,815	\$ 38,460	Y	N			HPHA will reply separately
220	RH	07/01/15	03/31/16	23120	HOUSING GENERAL LABORER I	N	BC02	01	P	1.00	N	33,228	\$ 35,256	Y	N			HPHA will reply separately
220	RH	11/19/14	03/31/16	39983	GENERAL LABORER I	N	BC02	01	P	1.00	N	36,687	\$ 35,256	Y	N			HPHA will reply separately
220	RH	12/31/14	03/31/16	41065	CARPENTER I	N	BC09	01	P	1.00	N	49,182	\$ 47,268	Y	N			HPHA will reply separately
220	RH	02/01/15	03/31/16	41067	PAINTER I	N	BC09	01	P	1.00	N	49,182	\$ 47,268	Y	N			HPHA will reply separately
220	RH	07/06/15	03/31/16	41073	SOCIAL SERVICE ASSISTANT IV	N	SR11	03	P	1.00	N	27,396	\$ 46,188	Y	N			HPHA will reply separately
220	RH	06/06/15	03/31/16	41349	PUBLIC HOUSING SUPERVISOR III	N	SR22	13	P	1.00	N	43,296	\$ 47,400	Y	N			HPHA will reply separately
220	RH	11/25/15	03/31/16	41483	CARPENTER I	N	BC09	01	P	1.00	N	49,182	\$ 49,176	Y	N			HPHA will reply separately
220	RH	03/06/12	03/31/16	41539	SOCIAL SERVICE ASSISTANT IV	N	SR11	03	P	1.00	N	36,072	\$ 37,968	Y	N			HPHA will reply separately

Department of Human Services
Vacancy Report as of November 30, 2015

Table 13

Prog ID	Sub-Org	Date of Vacancy	Expected Fill Date	Position Number	Position Title	Exempt (Y/N)	SR Level	BU Code	Perm Temp (P/T)	FTE	MOF	Budgeted Amount	Annualized Actual Salary Last Paid	Authority to Hire (Y/N)	Occupied by 89 Day Hire (Y/N)	# of 89 Day Appts	Describe if Filled by other Means	Priority # to Retain
220	RH	06/03/15	03/31/16	42918	GENERAL LABORER I	N	BC02	01	P	1.00	W	36,687	\$ 35,964	Y	N			HPHA will reply separately
220	RH	10/25/14	03/31/16	44184	OFFICE ASSISTANT III	N	SR08	03	P	1.00	N	26,700	\$ 26,700	Y	N			HPHA will reply separately
220	RH	01/18/11	03/31/16	46195	SOCIAL SERVICE ASSISTANT IV	N	SR11	03	P	1.00	N	27,396	\$ 41,040	Y	N			HPHA will reply separately
220	RH	07/08/14	03/31/16	120622	ELECTRICIAN I	N	BC10	01	P	1.00	N	44,544	\$ 54,720	Y	N			HPHA will reply separately
220	RH	07/01/12	03/31/16	120626	ELECTRICIAN I	N	BC10	01	P	1.00	N	44,544	\$ -	Y	N			HPHA will reply separately
220	RH	03/06/14	03/31/16	121151	ELECTRICIAN	N	BC10	01	P	1.00	N	49,320	\$ -	Y	N			HPHA will reply separately
220	RH	03/06/14	03/31/16	121153	ELECTRICIAN	N	BC10	01	P	1.00	N	49,320	\$ -	Y	N			HPHA will reply separately
220	RH		03/31/16	93701K	PUBLIC HOUSING SUPERVISOR V		0	0	P	1.00	N	76,968	\$ -	0	0			HPHA will reply separately
220	RH		03/31/16	93702K	PUBLIC HOUSING SUPERVISOR V		0	0	P	1.00	N	76,968	\$ -	0	0			HPHA will reply separately
220	RH		03/31/16	93703K	PUBLIC HOUSING SUPERVISOR V		0	0	P	1.00	N	76,968	\$ -	0	0			HPHA will reply separately
220	RH		03/31/16	93704K	PUBLIC HOUSING SUPERVISOR V		0	0	P	1.00	N	76,968	\$ -	0	0			HPHA will reply separately
220	RH		03/31/16	93705K	PUBLIC HOUSING SPECIALIST I		0	0	P	1.00	N	36,024	\$ -	0	0			HPHA will reply separately
220	RH		03/31/16	93706K	PUBLIC HOUSING SPECIALIST I		0	0	P	1.00	N	36,024	\$ -	0	0			HPHA will reply separately
220	RH		03/31/16	93707K	PUBLIC HOUSING SPECIALIST I		0	0	P	1.00	N	36,024	\$ -	0	0			HPHA will reply separately
220	RH		03/31/16	93708K	PUBLIC HOUSING SPECIALIST I		0	0	P	1.00	N	36,024	\$ -	0	0			HPHA will reply separately
220	RH		03/31/16	94754K	CARPENTER		0	0	P	1.00	N	45,012	\$ -	0	0			HPHA will reply separately
220	RH		03/31/16	94756K	BUILDING MAINT WORKER II		0	0	P	1.00	N	47,268	\$ -	0	0			HPHA will reply separately
220	RH		03/31/16	94757K	BUILDING MAINT HELPER		0	0	P	1.00	N	36,960	\$ -	0	0			HPHA will reply separately
220	RH		03/31/16	94758K	SECRETARY I		0	0	P	1.00	N	30,036	\$ -	0	0			HPHA will reply separately
220	RH		03/31/16	94759K	ACCOUNT CLERK II		0	0	P	1.00	N	24,668	\$ -	0	0			HPHA will reply separately
220	RH		03/31/16	94760K	ACCOUNT CLERK II		0	0	P	1.00	N	24,668	\$ -	0	0			HPHA will reply separately
220	RH		03/31/16	94761K	FAMILY SELF-SUFFICIENCY COORD		0	0	T	1.00	N	45,576	\$ -	0	0			HPHA will reply separately
220	RH		03/31/16	94762K	FAMILY SELF-SUFFICIENCY COORD		0	0	T	1.00	N	45,576	\$ -	0	0			HPHA will reply separately
220	RH		03/31/16	94765K	PROGRAM SPECIALIST		0	0	T	1.00	N	45,576	\$ -	0	0			HPHA will reply separately
220	RH		03/31/16	94766K	PROGRAM SPECIALIST		0	0	T	1.00	N	45,576	\$ -	0	0			HPHA will reply separately
220	RH		03/31/16	94767K	PROGRAM SPECIALIST		0	0	T	0.50	N	22,788	\$ -	0	0			HPHA will reply separately
220	RH		03/31/16	95751K	PUBLIC HOUSING SPECIALIST II		0	0	P	1.00	W	38,988	\$ -	0	0			HPHA will reply separately
220	RH		03/31/16	95752K	PUBLIC HOUSING SPECIALIST II		0	0	P	1.00	W	38,988	\$ -	0	0			HPHA will reply separately
220	RH		03/31/16	95753K	PUBLIC HOUSING SPECIALIST		0	0	P	1.00	W	38,988	\$ -	0	0			HPHA will reply separately
220	RH		03/31/16	95754K	PUBLIC HOUSING SPECIALIST II		0	0	P	1.00	W	38,988	\$ -	0	0			HPHA will reply separately
220	RH		03/31/16	95755K	PUBLIC HOUSING SPECIALIST II		0	0	P	1.00	W	38,988	\$ -	0	0			HPHA will reply separately
220	RH		03/31/16	95756K	PUBLIC HOUSING SPECIALIST II		0	0	P	1.00	W	38,988	\$ -	0	0			HPHA will reply separately
220	RH		03/31/16	95757K	PUBLIC HOUSING SPECIALIST II		0	0	P	1.00	W	38,988	\$ -	0	0			HPHA will reply separately
220	RH		03/31/16	95758K	PUBLIC HOUSING SPECIALIST II		0	0	P	1.00	W	38,988	\$ -	0	0			HPHA will reply separately
222	RA	05/01/13	03/31/16	2803	PUBLIC HOUSING SUPERVISOR IV	N	SR22	23	P	0.25	A	15,420	\$ 64,920	Y	N			HPHA will reply separately
222	RA	05/01/13	03/31/16	2803	PUBLIC HOUSING SUPERVISOR IV	N	SR22	23	P	0.75	N	46,260	\$ 64,920	Y	N			HPHA will reply separately
222	RA	01/05/08	03/31/16	14977	OFFICE ASSISTANT III	N	SR08	03	P	1.00	N	24,384	\$ 24,684	Y	N			HPHA will reply separately
222	RA	11/03/15	03/31/16	23029	PUBLIC HOUSING SPECIALIST II	N	SR16	13	P	1.00	N	37,044	\$ 37,464	Y	N			HPHA will reply separately
222	RA	06/17/13	03/31/16	27584	OFFICE ASSISTANT III	N	SR08	03	P	1.00	N	32,064	\$ 33,756	Y	N			HPHA will reply separately
222	RA	06/02/14	03/31/16	28655	OFFICE ASSISTANT III	N	SR08	03	P	1.00	N	27,768	\$ 26,700	Y	N			HPHA will reply separately
222	RA	11/03/08	03/31/16	28995	PUBLIC HOUSING SPECIALIST I	N	SR16	13	T	1.00	N	32,928	\$ 36,024	Y	N			HPHA will reply separately
222	RA	07/01/15	03/31/16	35416	PUBLIC HOUSING SPECIALIST II	N	SR16	13	T	1.00	N	44,580	\$ 45,576	Y	N			HPHA will reply separately
222	RA	06/01/09	03/31/16	41280	PUBLIC HOUSING SUPERVISOR V	N	SR24	23	P	1.00	N	48,744	\$ 57,708	Y	N			HPHA will reply separately
222	RA	07/02/15	03/31/16	41332	SECRETARY II	N	SR14	03	P	1.00	N	49,968	\$ 51,924	Y	N			HPHA will reply separately
222	RA	11/28/12	03/31/16	42526	PUBLIC HOUSING SPECIALIST I	N	SR16	13	T	1.00	N	37,044	\$ 36,024	Y	N			HPHA will reply separately
222	RA	06/05/10	03/31/16	100895	RESEARCH & COUNSELING ASST	Y	SRNA	13	T	1.00	N	45,576	\$ 60,024	Y	N			HPHA will reply separately
222	RA	07/01/09	03/31/16	111419	OFFICE ASSISTANT IV	N	SR10	03	P	1.00	N	26,364	\$ 39,480	Y	N			HPHA will reply separately
222	RA	07/26/07	03/31/16	111465	PUBLIC HOUSING SPECIALIST I	N	SR16	13	T	1.00	N	32,928	\$ 34,644	Y	N			HPHA will reply separately
222	RA	10/01/15	03/31/16	111466	PUBLIC HOUSING SPECIALIST II	N	SR16	13	P	1.00	N	38,520	\$ 38,952	Y	N			HPHA will reply separately
222	RA	04/01/05	03/31/16	111467	PUBLIC HOUSING SPECIALIST I	N	SR16	13	T	1.00	N	32,928	\$ 37,836	Y	N			HPHA will reply separately
222	RA	07/01/05	03/31/16	111468	PUBLIC HOUSING SPECIALIST I	N	SR16	13	T	1.00	N	32,928	\$ 30,792	Y	N			HPHA will reply separately
222	RA	02/16/07	03/31/16	111469	PUBLIC HOUSING SPECIALIST II	N	SR18	13	T	1.00	N	37,044	\$ 42,144	Y	N			HPHA will reply separately
222	RA	07/01/15	03/31/16	119190	HOUSING QUAL STDS INSP I	N	SR13	03	T	1.00	N	32,064	\$ 41,064	Y	N			HPHA will reply separately

Department of Human Services
Vacancy Report as of November 30, 2015

Table 13

Prog ID	Sub-Org	Date of Vacancy	Expected Fill Date	Position Number	Position Title	Exempt (Y/N)	SR Level	BU Code	Perm Temp (P/T)	FTE	MOF	Budgeted Amount	Annualized Actual Salary Last Paid	Authority to Hire (Y/N)	Occupied by 89 Day Hire (Y/N)	# of 89 Hire Appts	Describe if Filled by other Means	Priority # to Retain
222	RA	06/16/15	03/31/16	119192	HOUSING QUAL STDS INSP I	N	SR15	03	T	1.00	N	33,720	\$ 36,468	Y	N			HPHA will reply separately
222	RA	07/09/13	03/31/16	119198	HOUSING QUAL STDS INSP II	N	SR15	03	T	1.00	N	51,924	\$ 49,932	Y	N			HPHA will reply separately
222	RA	01/04/12	03/31/16	119199	HOUSING QUAL STDS INSPECTOR I	N	SR13	03	T	1.00	N	37,512	\$ 39,480	Y	Y	3		HPHA will reply separately
224	HS	01/02/15	03/31/16	27585	OFFICE ASSISTANT III	N	SR08	03	P	1.00	A	26,700	\$ 26,700	Y	N			1
224	HS	08/11/15	03/31/16	121803	PROGRAM SPECIALIST IV	N	SR22	13	P	1.00	A	47,000	\$ -	Y	N			1
229	HA	12/31/14	03/31/16	2799	ACCOUNTANT III	N	SR20	13	P	1.00	N	61,062	\$ 60,012	Y	N			HPHA will reply separately
229	HA	10/16/14	03/31/16	5854	ACCOUNTANT III	N	SR20	13	P	1.00	W	46,374	\$ 45,576	Y	N			HPHA will reply separately
229	HA	01/18/14	03/31/16	6787	HEAVY TRUCK DRIVER	Y	BC07	01	P	1.00	N	44,142	\$ 40,776	Y	N			HPHA will reply separately
229	HA	10/08/13	03/31/16	7994	ACCOUNT CLERK V	N	SR15	03	P	1.00	W	42,684	\$ 41,040	Y	N			HPHA will reply separately
229	HA	12/31/14	03/31/16	8063	OFFICE ASSISTANT II	N	SR06	03	P	1.00	W	35,112	\$ 35,112	Y	N			HPHA will reply separately
229	HA	12/31/14	03/31/16	8421	BUILDING CONST INSPECTOR II	N	SR19	03	P	1.00	N	51,924	\$ 51,924	Y	N			HPHA will reply separately
229	HA	05/02/13	03/31/16	8635	ENGINEER IV	N	SR24	13	P	1.00	N	62,412	\$ 51,312	Y	N			HPHA will reply separately
229	HA	12/31/14	03/31/16	8833	PLUMBER I	N	BC10	01	P	1.00	N	51,054	\$ 49,068	Y	N			HPHA will reply separately
229	HA	06/01/15	03/31/16	8850	BUILDING MAINTENANCE WORKER I	N	BC09	01	P	1.00	N	49,182	\$ 48,216	Y	N			HPHA will reply separately
229	HA	05/08/15	03/31/16	10380	GENERAL LABORER I	N	BC02	01	P	1.00	N	36,687	\$ 35,964	Y	N			HPHA will reply separately
229	HA	01/24/13	03/31/16	10887	HOUSING ENGINEER V	Y	SR26	23	P	1.00	N	69,588	\$ 57,708	Y	N			HPHA will reply separately
229	HA	07/01/15	03/31/16	23084	OFFICE ASSISTANT III	N	SR08	03	P	1.00	W	42,684	\$ 42,684	Y	Y	1		HPHA will reply separately
229	HA	08/03/15	03/31/16	28374	OFFICE ASSISTANT III	N	SR08	03	P	1.00	N	32,460	\$ 33,720	Y	Y	1		HPHA will reply separately
229	HA	10/16/15	03/31/16	30111	PERSONNEL MGMT SPECIALIST III	N	SR20	73	P	1.00	N	44,580	\$ 43,812	Y	N			HPHA will reply separately
229	HA	07/01/05	03/31/16	31664	PROCUREMENT & SUPPLY SPCLT III	N	SR20	13	P	1.00	W	40,020	\$ 40,920	Y	N			HPHA will reply separately
229	HA	10/08/14	03/31/16	31791	OFFICE ASSISTANT III	N	SR08	03	P	1.00	N	27,768	\$ 27,768	Y	N			HPHA will reply separately
229	HA	07/01/15	03/31/16	32210	OFFICE ASSISTANT III	N	SR08	03	P	1.00	N	36,468	\$ 36,468	Y	N			HPHA will reply separately
229	HA	12/31/13	03/31/16	41254	SECRETARY I	N	SR12	03	P	1.00	N	41,064	\$ 39,480	Y	N			HPHA will reply separately
229	HA	09/16/14	03/31/16	41265	OFFICE ASSISTANT III	N	SR08	03	P	1.00	N	36,468	\$ 36,468	Y	N			HPHA will reply separately
229	HA	05/22/13	03/31/16	41416	AIR CONDITIONING MECHANIC I	N	BC10	01	P	1.00	N	46,236	\$ 46,236	Y	N			HPHA will reply separately
229	HA	11/13/15	03/31/16	42096	SECRETARY I	N	SR12	03	P	1.00	W	28,536	\$ 32,460	Y	N			HPHA will reply separately
229	HA	06/16/15	03/31/16	42104	SECRETARY I	N	SR12	03	P	1.00	W	31,236	\$ 31,236	Y	N			HPHA will reply separately
229	HA	07/01/15	03/31/16	48707	OFFICE ASSISTANT III	N	SR08	03	T	1.00	N	27,768	\$ 27,768	Y	N			HPHA will reply separately
229	HA	06/20/11	03/31/16	51784	OFFICE ASSISTANT III	N	SR08	03	T	1.00	N	24,384	\$ 33,756	Y	N			HPHA will reply separately
229	HA	09/27/06	03/31/16	51818	OFFICE ASSISTANT III		0	0	T	1.00	N	24,384	\$ -	0	0			HPHA will reply separately
229	HA	03/04/08	03/31/16	51820	OFFICE ASSISTANT III		0	0	T	1.00	N	24,384	\$ -	0	0			HPHA will reply separately
229	HA	09/05/07	03/31/16	100388	INFORMATION TECHNOL SPCLT IV		0	0	T	1.00	N	43,296	\$ -	0	0			HPHA will reply separately
229	HA	07/01/15	03/31/16	100923	BGT RESOURCES SPCLT	Y	SRNA	13	P	1.00	N	51,300	\$ 51,300	Y	N			HPHA will reply separately
229	HA	03/01/10	03/31/16	100986	PROP MGMT COORD II	Y	SRNA	13	T	1.00	N	75,960	\$ 75,960	Y	N			HPHA will reply separately
229	HA	02/08/13	03/31/16	101072	PUBLIC HOUSING MANAGER	Y	SRNA	00	T	1.00	N	75,996	\$ 79,992	Y	N			HPHA will reply separately
229	HA	04/29/08	03/31/16	102041	HOUSING INFORMATION OFFICER	Y	SRNA	73	T	1.00	W	58,488	\$ 58,488	N	N			HPHA will reply separately
229	HA	12/24/14	03/31/16	102048	PROPERTY MGMT SPCLT	Y	SRNA	13	P	1.00	W	49,332	\$ 49,332	N	N			HPHA will reply separately
229	HA	08/01/07	03/31/16	102676	HOUSING ENGINEER IV	N	SR24	13	T	1.00	W	48,744	\$ 67,524	Y	N			HPHA will reply separately
229	HA	03/16/12	03/31/16	103024	CONTRACT ADMINISTRATOR	Y	SRNA	13	T	1.00	N	66,504	\$ 70,000	Y	N			HPHA will reply separately
229	HA	07/01/15	03/31/16	103030	PROG SPCLT & TENANT SVCS	Y	SRNA	13	T	1.00	N	47,400	\$ 47,400	Y	N			HPHA will reply separately
229	HA	01/19/11	03/31/16	103045	HOMELESS COORDINATOR	Y	SRNA	13	T	1.00	N	68,285	\$ 67,596	Y	N			HPHA will reply separately
229	HA	07/01/15	03/31/16	105632	RESIDENT SVCS PRGM SPCLT	Y	SRNA	13	T	1.00	N	49,296	\$ 49,296	Y	N			HPHA will reply separately
229	HA	07/01/15	03/31/16	111874	RESIDENT SVCS PRGM SPCLT	Y	SRNA	13	T	1.00	N	47,400	\$ 47,400	Y	N			HPHA will reply separately
229	HA	04/25/11	03/31/16	117691	CONTRACT SPECIALIST	Y	SRNA	13	T	1.00	N	45,576	\$ 49,332	Y	N			HPHA will reply separately
229	HA	09/30/08	03/31/16	117850	PUBLIC HOUSING SPECIALIST II	N	SR16	13	T	1.00	N	32,928	\$ 42,144	Y	N			HPHA will reply separately
229	HA	04/18/14	03/31/16	117929	PROPERTY MANAGEMENT SPCLT	Y	SRNA	13	T	1.00	N	50,004	\$ 50,003	Y	N			HPHA will reply separately
229	HA	12/09/11	03/31/16	120410	HOUSING BLDG CONSTRCTN INSP II	N	SR19	03	T	1.00	W	37,512	\$ -	Y	N			HPHA will reply separately
229	HA		03/31/16	94853K	ACCOUNT CLERK II		0	0	P	1.00	W	25,668	\$ -	0	0			HPHA will reply separately
229	HA		03/31/16	94854K	ASST CHIEF FINANCIAL MGT ADVSR		0	0	P	1.00	W	75,960	\$ -	0	0			HPHA will reply separately
229	HA		03/31/16	94855K	CONSTRUCTION COORDINATOR		0	0	T	1.00	W	55,500	\$ -	0	0			HPHA will reply separately
229	HA		03/31/16	94856K	CONSTRUCTION COORDINATOR		0	0	T	1.00	W	55,500	\$ -	0	0			HPHA will reply separately
229	HA		03/31/16	94857K	CONSTRUCTION COORDINATOR		0	0	T	1.00	W	55,500	\$ -	0	0			HPHA will reply separately
229	HA		03/31/16	94858K	CONTRACT ASSISTANT		0	0	T	1.00	W	45,576	\$ -	0	0			HPHA will reply separately

Department of Human Services
Vacancy Report as of November 30, 2015

Table 13

Prog ID	Sub-Org	Date of Vacancy	Expected Fill Date	Position Number	Position Title	Exempt (Y/N)	SR Level	BU Code	Perm Temp (P/T)	FTE	MOF	Budgeted Amount	Annualized Actual Salary Last Paid	Authority to Hire (Y/N)	Occupied by 89 Day Hire (Y/N)	# of 89 Hire Appts	Describe if Filled by other Means	Priority # to Retain
229	HA		03/31/16	94859K	CONTRACT ASSISTANT		0	0	T	1.00	W	45,576	\$ -	0	0			HPHA will reply separately
229	HA		03/31/16	95851K	CONSTRUCTION INSPECTOR II-FY15		0	0	T	1.00	W	39,480	\$ -	0	0			HPHA will reply separately
229	HA		03/31/16	95852K	CONSTRUCTION INSPECTOR II-FY15		0	0	T	1.00	W	39,480	\$ -	0	0			HPHA will reply separately
229	HA		03/31/16	95853K	PERS MGMT SPCLT IV - FY2015		0	0	P	1.00	W	45,476	\$ -	0	0			HPHA will reply separately
229	HA		03/31/16	95854K	SECRETARY I		0	0	P	1.00	W	30,036	\$ -	0	0			HPHA will reply separately
229	HA		03/31/16	95855K	RESIDENT SERVICES COORDINATOR		0	0	T	1.00	W	45,576	\$ -	0	0			HPHA will reply separately
229	HA		03/31/16	95856K	RESIDENT SERVICES COORDINATOR		0	0	T	1.00	W	45,576	\$ -	0	0			HPHA will reply separately
229	HA		03/31/16	95857K	RESIDENT SERVICES COORDINATOR		0	0	T	1.00	W	45,576	\$ -	0	0			HPHA will reply separately
229	HA		03/31/16	95858K	CERTIFIED PUBLIC ACCOUNTANT		0	0	P	1.00	N	75,000	\$ -	0	0			HPHA will reply separately
229	HA		03/31/16	95859K	CERTIFIED PUBLIC ACCOUNTANT		0	0	P	1.00	N	75,000	\$ -	0	0			HPHA will reply separately
229	HA		03/31/16	95860K	CERTIFIED PUBLIC ACCOUNTANT		0	0	P	1.00	N	75,000	\$ -	0	0			HPHA will reply separately
229	HA		03/31/16	95861K	CERTIFIED PUBLIC ACCOUNTANT		0	0	P	1.00	N	75,000	\$ -	0	0			HPHA will reply separately
229	HA		03/31/16	96904K	HOUSING MAINTENANCE MANAGER		0	0	T	1.00	N	52,728	\$ -	0	0			HPHA will reply separately
229	HA		03/31/16	96908K	CLERK III		0	0	T	1.00	N	24,384	\$ -	0	0			HPHA will reply separately
236	LC	09/01/15	03/31/16	1679	ELIGIBILITY WORKER III	N	SR12	03	P	0.57	A	21,642	\$ 32,460	Y	N			4
236	LC	09/01/15	03/31/16	1679	ELIGIBILITY WORKER III	N	SR12	03	P	0.43	N	16,326	\$ 32,460	Y	N			4
236	LC	10/01/15	03/31/16	1691	ELIGIBILITY WKR III	N	SR12	03	P	0.57	A	28,482	\$ 32,460	Y	N			3
236	LC	10/01/15	03/31/16	1691	ELIGIBILITY WKR III	N	SR12	03	P	0.43	N	21,486	\$ 32,460	Y	N			3
236	LC	11/26/14	03/31/16	1700	ELIGIBILITY WKR I	N	SR12	03	P	0.57	A	17,805	\$ 31,236	Y	N			4
236	LC	11/26/14	03/31/16	1700	ELIGIBILITY WKR I	N	SR12	03	P	0.43	N	13,431	\$ 31,236	Y	N			4
236	LC	08/03/15	03/31/16	4069	OFFICE ASSISTANT III	N	SR08	03	P	0.57	A	15,828	\$ 28,872	Y	N		PERM incumbent has return rights; currently in a temp c/s appt NTE 3/3/1/16	2
236	LC	08/03/15	03/31/16	4069	OFFICE ASSISTANT III	N	SR08	03	P	0.43	N	11,940	\$ 28,872	Y	N		PERM incumbent has return rights; currently in a temp c/s appt NTE 3/3/1/16	2
236	LC	09/01/15	03/31/16	4681	ELIGIBILITY WKR III	N	SR16	03	P	0.57	A	30,787	\$ 56,172	Y	N			2
236	LC	09/01/15	03/31/16	4681	ELIGIBILITY WKR III	N	SR16	03	P	0.43	N	23,225	\$ 56,172	Y	N			2
236	LC	11/26/15	03/31/16	5476	OFFICE ASSISTANT III	N	SR08	03	P	0.57	A	15,828	\$ 26,700	Y	N			2
236	LC	11/26/15	03/31/16	5476	OFFICE ASSISTANT III	N	SR08	03	P	0.43	N	11,940	\$ 26,700	Y	N			2
236	LC	11/03/14	03/31/16	6391	SECRETARY I	N	SR12	03	P	0.57	A	18,502	\$ 32,460	Y	N			3
236	LC	11/03/14	03/31/16	6391	SECRETARY I	N	SR12	03	P	0.43	N	13,958	\$ 32,460	Y	N			3
236	LC	10/24/15	03/31/16	6392	ELIGIBILITY WKR III	N	SR16	03	P	0.57	A	24,330	\$ 42,684	Y	N			3
236	LC	10/24/15	03/31/16	6392	ELIGIBILITY WKR III	N	SR16	03	P	0.43	N	18,354	\$ 42,684	Y	N			3
236	LC	11/01/15	03/31/16	7704	ELIGIBILITY WKR III	N	SR16	03	P	0.57	A	28,482	\$ 51,924	Y	N			3
236	LC	11/01/15	03/31/16	7704	ELIGIBILITY WKR III	N	SR16	03	P	0.43	N	21,486	\$ 51,924	Y	N			3
236	LC	11/16/15	03/31/16	7715	ELIGIBILITY WKR I	N	SR14	03	P	0.57	A	17,805	\$ 35,112	Y	N			2
236	LC	11/16/15	03/31/16	7715	ELIGIBILITY WKR I	N	SR14	03	P	0.43	N	13,431	\$ 35,112	Y	N			2
236	LC	03/01/15	03/31/16	11915	ELIGIBILITY WKR III	N	SR12	03	P	0.57	A	33,297	\$ 58,416	Y	N			4
236	LC	03/01/15	03/31/16	11915	ELIGIBILITY WKR III	N	SR12	03	P	0.43	N	25,119	\$ 58,416	Y	N			4
236	LC	11/01/14	03/31/16	17689	ELIGIBILITY WKR I	N	SR14	03	P	0.57	A	18,502	\$ 35,112	Y	N			4
236	LC	11/01/14	03/31/16	17689	ELIGIBILITY WKR I	N	SR14	03	P	0.43	N	13,958	\$ 35,112	Y	N			4
236	LC	11/02/15	03/31/16	17690	ELIGIBILITY WKR III	N	SR12	03	P	0.57	A	23,406	\$ 42,684	Y	N			3
236	LC	11/02/15	03/31/16	17690	ELIGIBILITY WKR III	N	SR12	03	P	0.43	N	17,658	\$ 42,684	Y	N			3
236	LC	10/07/15	03/31/16	18703	ELIGIBILITY WKR V	N	SR20	04	P	0.57	A	36,006	\$ 65,736	Y	N			4
236	LC	10/07/15	03/31/16	18703	ELIGIBILITY WKR V	N	SR20	04	P	0.43	N	27,162	\$ 65,736	Y	N			4
236	LC	10/01/15	03/31/16	22139	ELIGIBILITY WKR II	N	SR16	03	P	0.57	A	21,649	\$ 41,064	Y	N			2

Department of Human Services
Vacancy Report as of November 30, 2015

Table 13

Prog ID	Sub-Org	Date of Vacancy	Expected Fill Date	Position Number	Position Title	Exempt (Y/N)	SR Level	BU Code	Perm Temp (P/T)	FTE	MOF	Budgeted Amount	Annualized Actual Salary Last Paid	Authority to Hire (Y/N)	Occupied by 89 Day Hire (Y/N)	# of 89 Hire Appts	Describe if Filled by other Means	Priority # to Retain
236	LC	10/01/15	03/31/16	22139	ELIGIBILITY WKR II	N	SR16	03	P	0.43	N	16,331	\$ 41,064	Y	N			2
236	LC	10/29/15	03/31/16	22152	ELIGIBILITY WKR I	N	SR12	03	P	0.57	A	20,014	\$ 36,468	Y	N			3
236	LC	10/29/15	03/31/16	22152	ELIGIBILITY WKR I	N	SR12	03	P	0.43	N	15,098	\$ 36,468	Y	N			3
236	LC	06/12/15	03/31/16	22286	OFFICE ASSISTANT III	N	SR08	03	P	0.57	A	17,093	\$ 29,988	Y	Y	2	PERM incumbent	4
236	LC	06/12/15	03/31/16	22286	OFFICE ASSISTANT III	N	SR08	03	P	0.43	N	12,895	\$ 29,988	Y	Y	2	PERM incumbent	4
236	LC	08/03/15	03/31/16	22362	ELIGIBILITY WKR I	N	SR12	03	P	0.57	A	17,805	\$ 32,460	Y	N			2
236	LC	08/03/15	03/31/16	22362	ELIGIBILITY WKR I	N	SR12	03	P	0.43	N	13,431	\$ 32,460	Y	N			2
236	LC	10/01/15	03/31/16	22383	OFFICE ASSISTANT III	N	SR08	03	P	0.57	A	20,787	\$ 26,700	Y	N			2
236	LC	10/01/15	03/31/16	22383	OFFICE ASSISTANT III	N	SR08	03	P	0.43	N	15,681	\$ 26,700	Y	N			2
236	LC	10/01/15	03/31/16	22521	ELIGIBILITY WKR III	N	SR16	03	P	0.57	A	24,330	\$ 44,388	Y	N			2
236	LC	10/01/15	03/31/16	22521	ELIGIBILITY WKR III	N	SR16	03	P	0.43	N	18,354	\$ 44,388	Y	N			2
236	LC	09/16/15	03/31/16	22855	ELIGIBILITY WKR III	N	SR16	03	P	0.57	A	22,510	\$ 42,684	Y	N			2
236	LC	09/16/15	03/31/16	22855	ELIGIBILITY WKR III	N	SR16	03	P	0.43	N	16,982	\$ 42,684	Y	N			2
236	LC	08/20/15	03/31/16	24181	ELIGIBILITY WKR III	N	SR12	03	P	0.57	A	23,406	\$ 42,684	Y	N			3
236	LC	08/20/15	03/31/16	24181	ELIGIBILITY WKR III	N	SR12	03	P	0.43	N	17,658	\$ 42,684	Y	N			3
236	LC	09/01/15	03/31/16	24737	ELIGIBILITY WKR III	N	SR16	03	P	0.57	A	25,301	\$ 46,188	Y	N			2
236	LC	09/01/15	03/31/16	24737	ELIGIBILITY WKR III	N	SR16	03	P	0.43	N	19,087	\$ 46,188	Y	N			2
236	LC	09/22/15	03/31/16	24827	OFFICE ASSISTANT III	N	SR08	03	P	0.57	A	15,828	\$ 28,872	Y	N			3
236	LC	09/22/15	03/31/16	24827	OFFICE ASSISTANT III	N	SR08	03	P	0.43	N	11,940	\$ 28,872	Y	N			3
236	LC	10/10/15	03/31/16	27449	ELIGIBILITY WKR III	N	SR12	03	P	0.57	A	21,649	\$ 39,492	Y	N			4
236	LC	10/10/15	03/31/16	27449	ELIGIBILITY WKR III	N	SR12	03	P	0.43	N	16,331	\$ 39,492	Y	N			4
236	LC	03/01/15	03/31/16	28051	ELIGIBILITY WKR III	N	SR16	03	P	0.57	A	29,597	\$ 51,924	Y	N			3
236	LC	03/01/15	03/31/16	28051	ELIGIBILITY WKR III	N	SR16	03	P	0.43	N	22,327	\$ 51,924	Y	N			3
236	LC	08/03/15	03/31/16	28077	ELIGIBILITY WKR II	N	SR16	03	P	0.57	A	20,014	\$ 39,492	Y	N			2
236	LC	08/03/15	03/31/16	28077	ELIGIBILITY WKR II	N	SR16	03	P	0.43	N	15,098	\$ 39,492	Y	N			2
236	LC	11/01/15	03/31/16	28085	ELIGIBILITY WKR III	N	SR16	03	P	0.57	A	29,597	\$ 56,172	Y	N			2
236	LC	11/01/15	03/31/16	28085	ELIGIBILITY WKR III	N	SR16	03	P	0.43	N	22,327	\$ 56,172	Y	N			2
236	LC	08/17/15	03/31/16	28088	ELIGIBILITY WKR III	N	SR16	03	P	0.57	A	26,327	\$ 48,024	Y	N			2
236	LC	08/17/15	03/31/16	28088	ELIGIBILITY WKR III	N	SR16	03	P	0.43	N	19,861	\$ 48,024	Y	N			2
236	LC	08/11/15	03/31/16	28099	OFFICE ASSISTANT III	N	SR08	03	P	0.57	A	15,219	\$ 26,700	Y	N			3
236	LC	08/11/15	03/31/16	28099	OFFICE ASSISTANT III	N	SR08	03	P	0.43	N	11,481	\$ 26,700	Y	N			3
236	LC	03/16/15	03/31/16	28157	SELF-SUFF/SUPP SVCS SPCLT III	N	SR20	13	P	0.66	A	25,650	\$ 55,488	Y	N			1
236	LC	03/16/15	03/31/16	28157	SELF-SUFF/SUPP SVCS SPCLT III	N	SR20	13	P	0.34	N	25,650	\$ 55,488	Y	N			1
236	LC	08/15/15	03/31/16	28217	ELIGIBILITY WKR I	N	SR12	03	P	0.57	A	18,502	\$ 36,468	Y	N			2
236	LC	08/15/15	03/31/16	28217	ELIGIBILITY WKR I	N	SR12	03	P	0.43	N	13,958	\$ 36,468	Y	N			2
236	LC	11/01/13	03/31/16	28221	ELIGIBILITY WKR I	N	SR12	03	P	0.57	A	18,502	\$ 31,212	Y	N			2
236	LC	11/01/13	03/31/16	28221	ELIGIBILITY WKR I	N	SR12	03	P	0.43	N	13,958	\$ 31,212	Y	N			2
236	LC	12/07/11	03/31/16	28237	SECRETARY I	N	SR12	03	P	0.57	A	24,330	\$ 42,684	Y	N			4
236	LC	12/07/11	03/31/16	28237	SECRETARY I	N	SR12	03	P	0.43	N	18,354	\$ 42,684	Y	N			4
236	LC	09/01/15	03/31/16	28255	ELIGIBILITY WKR III	N	SR16	03	P	0.57	A	33,297	\$ 58,416	Y	N			3
236	LC	09/01/15	03/31/16	28255	ELIGIBILITY WKR III	N	SR16	03	P	0.43	N	25,119	\$ 58,416	Y	N			3
236	LC	06/24/15	03/31/16	28274	ELIGIBILITY WKR II	N	SR16	03	P	0.57	A	21,649	\$ 37,980	Y	N			2
236	LC	06/24/15	03/31/16	28274	ELIGIBILITY WKR II	N	SR16	03	P	0.43	N	16,331	\$ 37,980	Y	N			2
236	LC	02/02/15	03/31/16	29567	ELIGIBILITY WKR I	N	SR12	03	P	0.57	A	26,327	\$ 46,188	Y	N			3
236	LC	02/02/15	03/31/16	29567	ELIGIBILITY WKR I	N	SR12	03	P	0.43	N	19,861	\$ 46,188	Y	N			3
236	LC	08/03/15	03/31/16	30384	ELIGIBILITY WKR III	N	SR12	03	P	0.57	A	26,327	\$ 48,024	Y	N			2
236	LC	08/03/15	03/31/16	30384	ELIGIBILITY WKR III	N	SR12	03	P	0.43	N	19,861	\$ 48,024	Y	N			2
236	LC	05/30/15	03/31/16	31448	OFFICE ASSISTANT III	N	SR08	03	P	0.57	A	15,219	\$ 26,700	Y	N			2
236	LC	05/30/15	03/31/16	31448	OFFICE ASSISTANT III	N	SR08	03	P	0.43	N	11,481	\$ 26,700	Y	N			2
236	LC	11/13/14	03/31/16	32644	ELIGIBILITY WKR I	N	SR14	03	P	0.57	A	20,014	\$ 35,112	Y	N			4
236	LC	11/13/14	03/31/16	32644	ELIGIBILITY WKR I	N	SR14	03	P	0.43	N	15,098	\$ 35,112	Y	N			4
236	LC	08/01/15	03/31/16	33159	ELIGIBILITY WKR III	N	SR12	03	P	0.57	A	32,018	\$ 58,416	Y	N			3
236	LC	08/01/15	03/31/16	33159	ELIGIBILITY WKR III	N	SR12	03	P	0.43	N	24,154	\$ 58,416	Y	N			3

Department of Human Services
Vacancy Report as of November 30, 2015

Table 13

Prog ID	Sub-Org	Date of Vacancy	Expected Fill Date	Position Number	Position Title	Exempt (Y/N)	SR Level	BU Code	Perm Temp (P/T)	FTE	MOF	Budgeted Amount	Annualized Actual Salary Last Paid	Authority to Hire (Y/N)	Occupied by 89 Day Hire (Y/N)	# of 89 Hire Appts	Describe if Filled by other Means	Priority # to Retain
236	LC	01/05/15	03/31/16	34714	ELIGIBILITY WKRR II	N	SR16	03	P	0.57	A	21,649	\$ 37,980	Y	N			3
236	LC	01/05/15	03/31/16	34714	ELIGIBILITY WKRR II	N	SR16	03	P	0.43	N	16,331	\$ 37,980	Y	N			3
236	LC	09/01/15	03/31/16	37910	OFFICE ASSISTANT III	N	SR08	03	P	0.57	A	15,219	\$ 27,768	Y	N			2
236	LC	09/01/15	03/31/16	37910	OFFICE ASSISTANT III	N	SR08	03	P	0.43	N	11,481	\$ 27,768	Y	N			2
236	LC	11/01/15	03/31/16	43790	SELF-SUFF/SUPP SVCS SUPVR II	N	SR24	23	P	0.50	A	31,758	\$ 62,424	Y	N			1
236	LC	11/01/15	03/31/16	43790	SELF-SUFF/SUPP SVCS SUPVR II	N	SR24	23	P	0.50	N	31,758	\$ 62,424	Y	N			1
236	LC	02/01/14	03/31/16	46871	SELF-SUFF/SUPP SVCS SUPVR III	N	SR26	23	P	0.50	A	35,709	\$ 70,188	Y	N			1
236	LC	02/01/14	03/31/16	46871	SELF-SUFF/SUPP SVCS SUPVR III	N	SR26	23	P	0.50	N	35,709	\$ 70,188	Y	N			1
236	LC	12/26/13	03/31/16	118662	SOCIAL SERVICE ASSISTANT IV	N	SR11	03	P	0.65	A	15,018	\$ 30,036	Y	N			1
236	LC	12/26/13	03/31/16	118662	SOCIAL SERVICE ASSISTANT IV	N	SR11	03	P	0.35	N	15,018	\$ 30,036	Y	N			1
236	LC	09/11/15	03/31/16	120844	OFFICE ASSISTANT III	N	SR08	03	P	0.57	A	14,070	\$ 26,700	Y	N			1
236	LC	09/11/15	03/31/16	120844	OFFICE ASSISTANT III	N	SR08	03	P	0.43	N	10,614	\$ 26,700	Y	N			1
238	GB	12/29/12	03/31/16	11238	DISABILITY CLAIMS SPCLT IV	N	SR22	13	P	1.00	N	47,400	\$ 53,352	Y	N			4
238	GB	12/31/13	03/31/16	23418	OFFICE ASSISTANT IV	N	SR10	03	P	1.00	N	46,188	\$ 44,412	Y	N			4
238	GB	07/01/03	03/31/16	23609	OFFICE ASSISTANT III	N	SR08	03	P	1.00	N	25,668	\$ 28,836	Y	N			4
238	GB	09/01/15	03/31/16	24198	DISABILITY CLAIMS SPCLT III	N	SR20	13	P	1.00	N	43,812	\$ 43,812	Y	N			4
238	GB	11/03/14	03/31/16	24444	DISABILITY CLAIMS SPCLT II	N	SR20	13	P	1.00	N	41,256	\$ 43,812	Y	N			4
238	GB	08/30/14	03/31/16	24453	OFFICE ASSISTANT III	N	SR08	03	P	1.00	N	26,700	\$ 26,700	Y	N			4
238	GB	03/17/14	03/31/16	24936	OFFICE ASSISTANT III	N	SR08	03	P	1.00	N	42,684	\$ 41,400	Y	N			4
238	GB	09/27/14	03/31/16	45066	PROFESSIONAL TRAINEE I	N	SR16	13	P	1.00	N	38,118	\$ 37,464	Y	N			3
238	GB		03/31/16	96653K	DISABILITY CLAIMS SPCLT IV		0	0	P	1.00	N	47,400	\$ -	0	0			1
238	GB		03/31/16	96654K	DISABILITY CLAIMS SPCLT III		0	0	P	1.00	N	43,812	\$ -	0	0			1
238	GB		03/31/16	96655K	DISABILITY CLAIMS SPCLT III		0	0	P	1.00	N	43,812	\$ -	0	0			1
238	GB		03/31/16	96656K	DISABILITY CLAIMS SPCLT III		0	0	P	1.00	N	43,812	\$ -	0	0			1
301	SA	10/26/15	03/31/16	1678	CHILD/ADULT PROTETV SVCS SPCLT	N	SR23	13	P	0.60	A	36,637	\$ 57,720	Y	N			1
301	SA	10/26/15	03/31/16	1678	CHILD/ADULT PROTETV SVCS SPCLT	N	SR23	13	P	0.40	N	24,425	\$ 57,720	Y	N			1
301	SA	03/04/15	03/31/16	3471	HUMAN SVCS PROF IV	N	SR23	13	P	0.60	A	28,937	\$ 49,308	Y	N			Filled
301	SA	03/04/15	03/31/16	3471	HUMAN SVCS PROF IV	N	SR23	13	P	0.40	N	19,291	\$ 49,308	Y	N			Committed
301	SA	06/18/15	03/31/16	3472	HUMAN SVCS PROF IV	N	SR22	13	P	0.60	A	28,937	\$ 47,400	Y	N			Committed
301	SA	06/18/15	03/31/16	3472	HUMAN SVCS PROF IV	N	SR22	13	P	0.40	N	19,291	\$ 47,400	Y	N			Committed
301	SA	10/24/15	03/31/16	4538	CHILD/ADULT PROTETV SVCS SPCLT	N	SR20	13	P	0.60	A	29,585	\$ 43,812	Y	N			1
301	SA	10/24/15	03/31/16	4538	CHILD/ADULT PROTETV SVCS SPCLT	N	SR20	13	P	0.40	N	19,723	\$ 43,812	Y	N			1
301	SA	04/01/14	03/31/16	6421	SOCIAL WORKER III	N	SR20	13	P	0.60	A	26,748	\$ 43,812	Y	N			1
301	SA	04/01/14	03/31/16	6421	SOCIAL WORKER III	N	SR20	13	P	0.40	N	17,525	\$ 43,812	Y	N			1
301	SA	09/01/15	03/31/16	13236	SOCIAL WORKER IV	N	SR23	13	P	0.60	A	28,937	\$ 51,300	Y	N			1
301	SA	09/01/15	03/31/16	13236	SOCIAL WORKER IV	N	SR23	13	P	0.40	N	19,291	\$ 51,300	Y	N			1
301	SA	08/03/15	03/31/16	14141	CHILD/ADULT PROTETV SVCS SPCLT	N	SR23	13	P	0.60	A	39,632	\$ 67,512	Y	N			1
301	SA	08/03/15	03/31/16	14141	CHILD/ADULT PROTETV SVCS SPCLT	N	SR23	13	P	0.40	N	26,422	\$ 67,512	Y	N			1
301	SA	07/13/15	03/31/16	19413	HUMAN SERVICES PROF III	N	SR20	13	P	0.60	A	26,287	\$ 43,812	Y	N			1
301	SA	07/13/15	03/31/16	19413	HUMAN SERVICES PROF III	N	SR20	13	P	0.40	N	17,525	\$ 43,812	Y	N			1
301	SA	11/02/15	03/31/16	22280	SOCIAL SERVICE AID III	N	SR09	03	P	0.60	A	17,323	\$ 29,988	Y	N			2
301	SA	11/02/15	03/31/16	22280	SOCIAL SERVICE AID III	N	SR09	03	P	0.40	N	11,549	\$ 29,988	Y	N			2
301	SA	09/19/13	03/31/16	22283	SOCIAL SERVICE ASSISTANT IV	N	SR11	03	P	0.60	A	18,742	\$ 30,036	Y	N			2
301	SA	09/19/13	03/31/16	22283	SOCIAL SERVICE ASSISTANT IV	N	SR11	03	P	0.40	N	12,494	\$ 30,036	Y	N			2
301	SA	11/01/15	03/31/16	26395	SECRETARY I	N	SR12	03	P	0.60	A	18,022	\$ 32,460	Y	N			1
301	SA	11/01/15	03/31/16	26395	SECRETARY I	N	SR12	03	P	0.40	N	12,014	\$ 32,460	Y	N			1
301	SA	11/14/09	03/31/16	26400	CHILD/ADULT PROTETV SVCS SPCLT	N	SR23	13	P	0.60	A	29,585	\$ 53,352	Y	N			1
301	SA	11/14/09	03/31/16	26400	CHILD/ADULT PROTETV SVCS SPCLT	N	SR23	13	P	0.40	N	19,723	\$ 53,352	Y	N			1
301	SA	01/09/15	03/31/16	26704	HUMAN SVCS PROF III	N	SR20	13	P	0.60	A	26,748	\$ 43,812	Y	N			1
301	SA	01/09/15	03/31/16	26704	HUMAN SVCS PROF III	N	SR20	13	P	0.40	N	17,832	\$ 43,812	Y	N			1
301	SA	11/16/15	03/31/16	26705	HUMAN SVCS PROF IV	N	SR23	13	P	0.60	A	28,937	\$ 51,300	Y	N			1
301	SA	11/16/15	03/31/16	26705	HUMAN SVCS PROF IV	N	SR23	13	P	0.40	N	19,291	\$ 51,300	Y	N			1
301	SA	07/01/15	03/31/16	26768	HUMAN SVCS PROF III	N	SR18	13	P	0.60	A	26,748	\$ 51,300	Y	N			1

Department of Human Services
Vacancy Report as of November 30, 2015

Table 13

Prog ID	Sub-Org	Date of Vacancy	Expected Fill Date	Position Number	Position Title	Exempt (Y/N)	SR Level	BU Code	Perm Temp (P/T)	FTE	MOF	Budgeted Amount	Annualized Actual Salary Last Paid	Authority to Hire (Y/N)	Occupied by 89 Day Hire (Y/N)	# of 89 Hire Appts	Describe if Filled by other Means	Priority # to Retain
301	SA	07/01/15	03/31/16	26768	HUMAN SVCS PROF III	N	SR18	13	P	0.40	N	17,832	\$ 51,300	Y	N			1
301	SA	09/05/15	03/31/16	29223	CHILD/ADULT PROTETV SVCS SPCLT	N	SR23	13	P	0.60	A	33,876	\$ 55,488	Y	N			1
301	SA	09/05/15	03/31/16	29223	CHILD/ADULT PROTETV SVCS SPCLT	N	SR23	13	P	0.40	N	22,584	\$ 55,488	Y	N			1
301	SA	10/03/15	03/31/16	30692	CHILD/ADULT PROTETV SVCS SPCLT	N	SR23	13	P	0.60	A	35,237	\$ 57,720	Y	N			1
301	SA	10/03/15	03/31/16	30692	CHILD/ADULT PROTETV SVCS SPCLT	N	SR23	13	P	0.40	N	23,491	\$ 57,720	Y	N			1
301	SA	05/07/15	03/31/16	33276	HUMAN SVCS PROF III	N	SR20	13	P	0.60	A	26,748	\$ 43,812	Y	N			Filled
301	SA	05/07/15	03/31/16	33276	HUMAN SVCS PROF III	N	SR20	13	P	0.40	N	17,832	\$ 43,812	Y	N			Filled
301	SA	07/01/15	03/31/16	34076	HUMAN SVCS PROF IV	N	SR23	13	P	0.60	A	28,937	\$ 51,300	Y	N			1
301	SA	07/01/15	03/31/16	34076	HUMAN SVCS PROF IV	N	SR23	13	P	0.40	N	19,291	\$ 51,300	Y	N			1
301	SA	07/02/15	03/31/16	34077	CHILD/ADULT PROTETV SVCS SPCLT	N	SR20	13	P	0.60	A	33,876	\$ 43,812	Y	N			1
301	SA	07/02/15	03/31/16	34077	CHILD/ADULT PROTETV SVCS SPCLT	N	SR20	13	P	0.40	N	22,584	\$ 43,812	Y	N			1
301	SA	09/17/15	03/31/16	34114	SOCIAL SERVICE AID III	N	SR11	03	P	0.60	A	18,742	\$ 31,236	Y	N			1
301	SA	09/17/15	03/31/16	34114	SOCIAL SERVICE AID III	N	SR11	03	P	0.40	N	12,494	\$ 31,236	Y	N			1
301	SA	02/28/15	03/31/16	34311	CHILD/ADULT PROTETV SVCS SPCLT	N	SR22	13	P	0.60	A	29,585	\$ 47,400	Y	N			1
301	SA	02/28/15	03/31/16	34311	CHILD/ADULT PROTETV SVCS SPCLT	N	SR22	13	P	0.40	N	19,723	\$ 47,400	Y	N			1
301	SA	05/16/15	03/31/16	34398	SOCIAL WORKER IV	N	SR18	13	P	0.60	A	28,937	\$ 47,400	Y	N			1
301	SA	05/16/15	03/31/16	34398	SOCIAL WORKER IV	N	SR18	13	P	0.40	N	19,291	\$ 47,400	Y	N			1
301	SA	07/01/15	03/31/16	36143	HUMAN SVCS PROF IV	N	SR20	13	P	0.60	A	28,937	\$ 43,812	Y	N			1
301	SA	07/01/15	03/31/16	36143	HUMAN SVCS PROF IV	N	SR20	13	P	0.40	N	19,291	\$ 43,812	Y	N			1
301	SA	01/23/15	03/31/16	36144	HUMAN SVCS PROF III	N	SR20	13	P	0.60	A	26,748	\$ 43,812	Y	N			1
301	SA	01/23/15	03/31/16	36144	HUMAN SVCS PROF III	N	SR20	13	P	0.40	N	17,832	\$ 43,812	Y	N			1
301	SA	04/01/15	03/31/16	36288	CHILD/ADULT PROTETV SVCS SPCLT	N	SR23	13	P	0.60	A	42,851	\$ 70,188	Y	N			1
301	SA	04/01/15	03/31/16	36288	CHILD/ADULT PROTETV SVCS SPCLT	N	SR23	13	P	0.40	N	28,567	\$ 70,188	Y	N			1
301	SA	06/25/15	03/31/16	36301	HUMAN SVCS PROF III	N	SR22	13	P	0.60	A	26,748	\$ 47,400	Y	Y	2		2
301	SA	06/25/15	03/31/16	36301	HUMAN SVCS PROF III	N	SR22	13	P	0.40	N	17,832	\$ 47,400	Y	Y	2		2
301	SA	08/12/15	03/31/16	36327	HUMAN SVCS PROF IV	N	SR23	13	P	0.60	A	28,937	\$ 49,308	Y	N			1
301	SA	08/12/15	03/31/16	36327	HUMAN SVCS PROF IV	N	SR23	13	P	0.40	N	19,291	\$ 49,308	Y	N			1
301	SA	08/08/15	03/31/16	36331	CHILD/ADULT PROTETV SVCS SPCLT	N	SR23	13	P	0.60	A	30,103	\$ 51,300	Y	N			1
301	SA	08/08/15	03/31/16	36331	CHILD/ADULT PROTETV SVCS SPCLT	N	SR23	13	P	0.40	N	20,069	\$ 51,300	Y	N			1
301	SA	01/07/14	03/31/16	36415	HUMAN SVCS PROF III	N	SR22	13	P	0.60	A	26,748	\$ 43,812	Y	N			1
301	SA	01/07/14	03/31/16	36415	HUMAN SVCS PROF III	N	SR22	13	P	0.40	N	17,832	\$ 43,812	Y	N			1
301	SA	11/16/15	03/31/16	36509	SOCIAL SERVICE AID III	N	SR09	03	P	0.60	A	22,788	\$ 27,768	Y	N			1
301	SA	11/16/15	03/31/16	36509	SOCIAL SERVICE AID III	N	SR09	03	P	0.40	N	15,192	\$ 27,768	Y	N			1
301	SA	08/10/15	03/31/16	36510	SOCIAL SERVICE AID III	N	SR09	03	P	0.60	A	18,742	\$ 32,460	Y	N			Committed
301	SA	08/10/15	03/31/16	36510	SOCIAL SERVICE AID III	N	SR09	03	P	0.40	N	12,494	\$ 32,460	Y	N			Committed
301	SA	11/01/15	03/31/16	37200	SOCIAL WORKER V	N	SR24	13	P	0.60	A	48,226	\$ 78,996	Y	N			1
301	SA	11/01/15	03/31/16	37200	SOCIAL WORKER V	N	SR24	13	P	0.40	N	32,150	\$ 78,996	Y	N			1
301	SA	10/13/15	03/31/16	37618	CHILD/ADULT PROTETV SVCS SPCLT	N	SR23	13	P	0.60	A	30,103	\$ 51,300	Y	N			1
301	SA	10/13/15	03/31/16	37618	CHILD/ADULT PROTETV SVCS SPCLT	N	SR23	13	P	0.40	N	20,069	\$ 51,300	Y	N			1
301	SA	09/23/14	03/31/16	37620	HUMAN SVCS PROF IV	N	SR22	13	P	0.60	A	28,937	\$ 47,400	Y	N			1
301	SA	09/23/14	03/31/16	37620	HUMAN SVCS PROF IV	N	SR22	13	P	0.40	N	19,291	\$ 47,400	Y	N			1
301	SA	08/17/15	03/31/16	38103	CHILD/ADULT PROTETV SVCS SPCLT	N	SR23	13	P	0.60	A	36,637	\$ 62,424	Y	N			2
301	SA	08/17/15	03/31/16	38103	CHILD/ADULT PROTETV SVCS SPCLT	N	SR23	13	P	0.40	N	24,425	\$ 62,424	Y	N			2
301	SA	04/18/15	03/31/16	39423	SOCIAL SERVICE ASSISTANT IV	N	SR11	03	P	0.60	A	17,993	\$ 29,988	Y	N			1
301	SA	04/18/15	03/31/16	39423	SOCIAL SERVICE ASSISTANT IV	N	SR11	03	P	0.40	N	11,995	\$ 29,988	Y	N			1
301	SA	11/01/15	03/31/16	39883	STAFF SERVICES ASST I	N	SR14	03	P	0.60	A	22,788	\$ 41,064	Y	N			1
301	SA	11/01/15	03/31/16	39883	STAFF SERVICES ASST I	N	SR14	03	P	0.40	N	15,192	\$ 41,064	Y	N			1
301	SA	04/18/15	03/31/16	39944	CHILD/ADULT PROTETV SVCS SPCLT	N	SR23	13	P	0.60	A	35,237	\$ 57,720	Y	N			1
301	SA	04/18/15	03/31/16	39944	CHILD/ADULT PROTETV SVCS SPCLT	N	SR23	13	P	0.40	N	23,491	\$ 57,720	Y	N			1
301	SA	05/08/15	03/31/16	41103	CHILD/ADLT PROTV SVCS SUPVR II	N	SR27	23	P	0.60	A	52,146	\$ 60,012	Y	N			1
301	SA	05/08/15	03/31/16	41103	CHILD/ADLT PROTV SVCS SUPVR II	N	SR27	23	P	0.40	N	34,764	\$ 60,012	Y	N			1
301	SA	08/01/15	03/31/16	41934	CHILD/ADULT PROTETV SVCS SPCLT	N	SR23	13	P	0.60	A	36,637	\$ 62,424	Y	N			1
301	SA	08/01/15	03/31/16	41934	CHILD/ADULT PROTETV SVCS SPCLT	N	SR23	13	P	0.40	N	24,425	\$ 62,424	Y	N			1

Department of Human Services
Vacancy Report as of November 30, 2015

Table 13

Prog ID	Sub-Org	Date of Vacancy	Expected Fill Date	Position Number	Position Title	Exempt (Y/N)	SR Level	BU Code	Perm Temp (P/T)	FTE	MOF	Budgeted Amount	Annualized Actual Salary Last Paid	Authority to Hire (Y/N)	Occupied by 89 Day Hire (Y/N)	# of 89 Hire Appts	Describe if Filled by other Means	Priority # to Retain
301	SA	05/01/15	03/31/16	42351	SOCIAL SERVICE AID III	N	SR09	03	P	0.60	A	19,476	\$ 32,460	Y	N			1
301	SA	05/01/15	03/31/16	42351	SOCIAL SERVICE AID III	N	SR09	03	P	0.40	N	12,984	\$ 32,460	Y	N			1
301	SA	09/16/14	03/31/16	42354	CHILD/ADULT PROTETV SVCS SPCLT	N	SR22	13	P	0.60	A	39,632	\$ 64,920	Y	N			1
301	SA	09/16/14	03/31/16	42354	CHILD/ADULT PROTETV SVCS SPCLT	N	SR22	13	P	0.40	N	26,422	\$ 64,920	Y	N			1
301	SA	05/23/13	03/31/16	42524	SOCIAL SERVICE ASSISTANT IV	N	SR11	03	P	0.60	A	17,302	\$ 28,836	Y	N			Filled
301	SA	05/23/13	03/31/16	42524	SOCIAL SERVICE ASSISTANT IV	N	SR11	03	P	0.40	N	11,534	\$ 28,836	Y	N			Filled
301	SA	01/02/14	03/31/16	42595	SOCIAL WORKER IV	N	SR22	13	P	0.60	A	28,937	\$ 47,400	Y	Y	1		Filled
301	SA	01/02/14	03/31/16	42595	SOCIAL WORKER IV	N	SR22	13	P	0.40	N	19,291	\$ 47,400	Y	Y	1		Filled
301	SA	07/01/15	03/31/16	42599	HUMAN SVCS PROF IV	N	SR20	13	P	0.60	A	28,937	\$ 43,812	Y	N			1
301	SA	07/01/15	03/31/16	42599	HUMAN SVCS PROF IV	N	SR20	13	P	0.40	N	19,291	\$ 43,812	Y	N			1
301	SA	12/31/13	03/31/16	42671	OFFICE ASSISTANT III	N	SR09	03	P	0.60	A	20,232	\$ 32,424	Y	N			Filled
301	SA	12/31/13	03/31/16	42671	OFFICE ASSISTANT III	N	SR09	03	P	0.40	N	13,488	\$ 32,424	Y	N			Filled
301	SA	08/01/12	03/31/16	42788	SECRETARY I	N	SR12	03	P	0.60	A	18,022	\$ 33,756	Y	N			1
301	SA	08/01/12	03/31/16	42788	SECRETARY I	N	SR12	03	P	0.40	N	12,014	\$ 33,756	Y	N			1
301	SA	07/18/15	03/31/16	44086	HUMAN SVCS PROF IV	N	SR20	13	P	0.60	A	33,876	\$ 43,812	Y	N			1
301	SA	07/18/15	03/31/16	44086	CHILD/ADULT PROTETV SVCS SPCLT	N	SR20	13	P	0.40	N	19,723	\$ 43,812	Y	N			1
301	SA	12/31/13	03/31/16	46359	SOCIAL SERVICE ASSISTANT IV	N	SR11	03	P	0.60	A	25,610	\$ 41,040	Y	N			1
301	SA	12/31/13	03/31/16	46359	SOCIAL SERVICE ASSISTANT IV	N	SR11	03	P	0.40	N	11,534	\$ 41,040	Y	N			1
301	SA	04/01/15	03/31/16	46378	SOCIAL SERVICE AID III	N	SR09	03	P	0.60	A	16,661	\$ 27,768	Y	N			1
301	SA	04/01/15	03/31/16	46378	SOCIAL SERVICE AID III	N	SR09	03	P	0.40	N	10,680	\$ 27,768	Y	N			1
301	SA	07/16/15	03/31/16	46386	SOCIAL SERVICE ASSISTANT IV	N	SR11	03	P	0.60	A	17,993	\$ 31,236	Y	N			Filled
301	SA	07/16/15	03/31/16	46386	SOCIAL SERVICE ASSISTANT IV	N	SR11	03	P	0.40	N	11,534	\$ 31,236	Y	N			Filled
301	SA	09/18/14	03/31/16	113138	SOCIAL WORKER III	N	SR20	13	P	0.60	A	26,748	\$ 43,812	Y	N			1
301	SA	09/18/14	03/31/16	113138	SOCIAL WORKER III	N	SR20	13	P	0.40	N	17,832	\$ 43,812	Y	N			1
301	SA	01/06/15	03/31/16	117500	SOCIAL SERVICE AID III	N	SR09	03	P	0.60	A	17,323	\$ 28,872	Y	N			1
301	SA	01/06/15	03/31/16	117500	SOCIAL SERVICE AID III	N	SR09	03	P	0.40	N	11,549	\$ 28,872	Y	N			1
301	SA	08/19/15	03/31/16	118531	SOCIAL SERVICE AID III	N	SR09	03	P	0.60	A	16,654	\$ 27,768	Y	N			1
301	SA	08/19/15	03/31/16	118531	SOCIAL SERVICE AID III	N	SR09	03	P	0.40	N	11,549	\$ 27,768	Y	N			1
301	SA	07/30/15	03/31/16	118532	SOCIAL SERVICE AID III	N	SR09	03	P	0.60	A	16,654	\$ 29,988	Y	Y	2		1
301	SA	07/30/15	03/31/16	118532	SOCIAL SERVICE AID III	N	SR09	03	P	0.40	N	11,549	\$ 29,988	Y	Y	2		1
301	SA	09/16/15	03/31/16	118533	SOCIAL SERVICE AID III	N	SR09	03	P	1.00	N	28,872	\$ 29,988	Y	N			1
301	SA	09/16/15	03/31/16	118541	SOCIAL SERVICE AID II	N	SR07	03	P	1.00	N	26,700	\$ 27,768	Y	Y	1		Committed
301	SA	11/16/15	03/31/16	118561	SOCIAL SERVICE AID III	N	SR09	03	P	1.00	N	31,236	\$ 32,460	Y	N			1
301	SA	04/01/15	03/31/16	118563	SOCIAL SERVICE AID III	N	SR09	03	P	1.00	N	28,872	\$ 28,872	Y	N			1
301	SA	09/01/15	03/31/16	118564	SOCIAL SERVICE AID III	N	SR09	03	P	0.60	A	18,022	\$ 32,460	Y	Y	1		1
301	SA	09/01/15	03/31/16	118564	SOCIAL SERVICE AID III	N	SR09	03	P	0.40	N	12,494	\$ 32,460	Y	Y	1		1
301	SA	09/07/13	03/31/16	118568	SOCIAL SERVICE AID III	N	SR11	03	P	1.00	N	31,236	\$ 30,036	Y	N	1		Filled
301	SA	08/03/15	03/31/16	118572	SOCIAL SERVICE AID III	N	SR09	03	P	1.00	N	32,460	\$ 33,720	Y	N			1
301	SA	01/12/15	03/31/16	118575	CHILD/ADULT PROTETV SVCS SPCLT	N	SR23	13	P	1.00	N	61,062	\$ 60,012	Y	N			Filled
301	SA	08/01/14	03/31/16	118585	SOCIAL SERVICE AID III	N	SR09	03	P	1.00	N	31,236	\$ 31,236	Y	N			1
301	SA	06/17/13	03/31/16	118586	SOCIAL SERVICE AID II	N	SR07	03	P	1.00	N	25,632	\$ 28,836	Y	N			1
301	SA	04/28/15	03/31/16	118588	SOCIAL SERVICE AID III	N	SR07	03	P	1.00	N	27,768	\$ 27,768	Y	N			1
301	SA	06/10/13	03/31/16	118589	SOCIAL SERVICE AID III	N	SR09	03	P	1.00	N	26,700	\$ 30,036	Y	N			1
301	SA	07/21/14	03/31/16	118590	CHILD/ADULT PROTETV SVCS SPCLT	N	SR23	13	P	0.60	A	36,007	\$ 64,920	Y	N			1
301	SA	07/21/14	03/31/16	118590	CHILD/ADULT PROTETV SVCS SPCLT	N	SR23	13	P	0.40	N	26,422	\$ 64,920	Y	N			1
301	SA	12/05/14	03/31/16	118592	SOCIAL WORKER IV	N	SR22	13	P	0.60	A	28,440	\$ 49,308	Y	N			1
301	SA	12/05/14	03/31/16	118592	SOCIAL WORKER IV	N	SR22	13	P	0.40	N	20,069	\$ 49,308	Y	N			1
302	DA	11/01/14	03/31/16	36853	SOCIAL SERVICE ASSISTANT IV	N	SR11	03	P	0.50	A	19,746	\$ 39,492	Y	N			1
302	DA	11/01/14	03/31/16	36853	SOCIAL SERVICE ASSISTANT IV	N	SR11	03	P	0.50	N	18,984	\$ 39,492	Y	N			1
302	DA	11/09/15	03/31/16	47419	HUMAN SVCS PROF III	N	SR16	13	P	0.50	A	25,650	\$ 51,300	Y	N			1
302	DA	11/09/15	03/31/16	47419	HUMAN SVCS PROF III	N	SR16	13	P	0.50	N	28,230	\$ 51,300	Y	N			1
501	YA	09/01/15	03/31/16	102142	EXEC DIR, OFFICE OF YOUTH SVCS	Y	SRNA	93	P	1.00	A	101,916	\$ 101,916	Y	N			1
501	YA		03/31/16	90551K	PROGRAM SPECIALIST IV		0	0	T	1.00	N	47,400	\$ -	0	0			4

Department of Human Services
Vacancy Report as of November 30, 2015

Table 13

Prog ID	Sub-Org	Date of Vacancy	Expected Fill Date	Position Number	Position Title	Exempt (Y/N)	SR Level	BU Code	Perm Temp (P/T)	FTE	MOF	Budgeted Amount	Annualized Actual Salary Last Paid	Authority to Hire (Y/N)	Occupied by 89 Day Hire (Y/N)	# of 89 Hire Appts	Describe if Filled by other Means	Priority # to Retain
501	YA		03/31/16	90552K	ACCOUNT CLERK III		0	0	T	1.00	N	28,836	\$ -	0	0			4
503	YB	10/16/15	03/31/16	8920	OFFICE ASSISTANT III	N	SR08	03	P	1.00	A	29,988	\$ 31,236	Y	N			1
503	YB	09/01/15	03/31/16	12549	SOCIAL WORKER III	N	SR20	13	P	1.00	A	56,460	\$ 55,488	Y	N			1
503	YB	10/05/15	03/31/16	31594	YOUTH CORRECTIONS OFFICER (E)	N	CO04	10	P	1.00	A	47,040	\$ 46,920	Y	N			3
503	YB	05/01/15	03/31/16	31615	LIVESTOCK HERDER	N	WS03	01	P	1.00	A	41,748	\$ 41,748	Y	N			1
503	YB	10/01/15	03/31/16	34360	PERSONNEL CLERK III	N	SR09	63	P	1.00	A	27,768	\$ 28,872	Y	N			1
503	YB	08/01/13	03/31/16	35851	INSTITUTION FARM ACTIV LEADER	N	WS03	01	P	1.00	A	40,383	\$ 36,576	Y	N			1
503	YB	07/11/15	03/31/16	117169	YOUTH CORRECTIONS OFFICER (FP)	N	CO04	10	P	1.00	A	53,088	\$ 50,928	Y	N			3
503	YB	08/03/15	03/31/16	117215	CORRECTIONS RECR SPCLT II	N	SR16	13	P	1.00	A	38,988	\$ 37,464	Y	N			1
503	YB	08/15/15	03/31/16	117903	INVESTIGATOR IV	N	SR22	13	P	1.00	A	50,172	\$ 47,400	Y	N			1
503	YB	08/03/15	03/31/16	117906	PERSONNEL MGMT SPECIALIST III	N	SR22	73	P	1.00	A	44,580	\$ 60,012	Y	N			1
503	YB	01/06/15	03/31/16	118511	GENERAL PROFESSIONAL III	N	SR20	13	P	1.00	A	50,172	\$ 49,308	Y	N			1
503	YB		03/31/16	95504K	COMMUNITY YOUTH OFFICER		0	0	P	1.00	A	40,164	\$ -	0	0			4
503	YB		03/31/16	95505K	COMMUNITY YOUTH OFFICER		0	0	P	1.00	A	43,404	\$ -	0	0			4
503	YB		03/31/16	95506K	COMMUNITY YOUTH OFFICER		0	0	P	1.00	A	43,404	\$ -	0	0			4
601	TA	08/29/15	03/31/16	1687	CHILD/ADULT PROTETV SVCS SPCLT	N	SR23	13	P	1.00	A	58,728	\$ 49,308	Y	N			Filled
601	TA	07/01/15	03/31/16	26588	SOCIAL SERVICE ASSISTANT IV	N	SR11	03	P	1.00	A	31,236	\$ 31,236	Y	N			Filled
601	TA	08/17/15	03/31/16	34032	REGISTERED NURSE IV	N	SR22	09	P	1.00	A	107,712	\$ 112,020	Y	N			1
601	TA	07/01/15	03/31/16	42959	CHILD/ADULT PROTETV SVCS SPCLT	N	SR23	13	P	1.00	A	71,418	\$ 70,188	Y	N			Filled
601	TA	03/01/15	03/31/16	100419	HUMAN SVCS PROF V	N	SR24	13	P	1.00	A	61,062	\$ 62,424	Y	N			Filled
601	TA	01/16/15	03/31/16	100501	SOCIAL SERVICE ASSISTANT IV	N	SR11	03	P	1.00	A	36,468	\$ 36,468	Y	N			2
601	TA	11/17/15	03/31/16	113211	HUMAN SVCS PROF III	N	SR20	13	T	1.00	N	44,580	\$ 49,308	Y	N			Filled
601	TA	08/03/15	03/31/16	120709	PROGRAM SPECIALIST (AGING) III	N	SR20	13	P	1.00	A	52,200	\$ 53,364	Y	N			2
601	TA	07/15/15	03/31/16	121774	CHILD/ADULT PROTETV SVCS SPCLT		SR23	13	P	0.50	A	36,637	\$ -	Y	N			1
601	TA	07/15/15	03/31/16	121774	CHILD/ADULT PROTETV SVCS SPCLT		SR23	13	P	0.50	N	37,126	\$ -	Y	N			1
601	TA	07/15/15	03/31/16	121775	CHILD/ADULT PROTETV SVCS SPCLT		SR23	13	P	0.50	A	32,580	\$ -	Y	N			1
601	TA	07/15/15	03/31/16	121775	CHILD/ADULT PROTETV SVCS SPCLT		SR23	13	P	0.50	N	33,014	\$ -	Y	N			1
601	TA	07/15/15	03/31/16	121776	SOCIAL SERVICE AID III		SR23	13	P	0.48	A	15,020	\$ -	Y	N			1
601	TA	07/15/15	03/31/16	121776	SOCIAL SERVICE AID III		SR23	13	P	0.52	N	16,234	\$ -	Y	N			1
802	GA	09/05/15	03/31/16	8733	SECRETARY II	N	SR14	03	P	0.34	A	11,024	\$ 35,112	Y	N			2
802	GA	09/05/15	03/31/16	8733	SECRETARY II	N	SR14	03	P	0.66	N	21,400	\$ 35,112	Y	N			2
802	GA	10/01/13	03/31/16	15293	ORIENTATION & MOBILITY THRPS III	N	SR20	13	P	0.33	A	20,960	\$ 62,424	Y	N			2
802	GA	10/01/13	03/31/16	15293	ORIENTATION & MOBILITY THRPS III	N	SR20	13	P	0.67	N	42,556	\$ 62,424	Y	N			2
802	GA	03/03/14	03/31/16	15295	REHAB TEACHER FOR BLIND III	N	SR20	13	P	0.33	A	15,915	\$ 47,400	Y	N			3
802	GA	03/03/14	03/31/16	15295	REHAB TEACHER FOR BLIND III	N	SR20	13	P	0.67	N	32,313	\$ 47,400	Y	N			3
802	GA	10/01/15	03/31/16	22389	VENDING FACILITIES SPCLT	N	SR20	13	P	0.33	A	14,711	\$ 43,812	Y	N			2
802	GA	10/01/15	03/31/16	22389	VENDING FACILITIES SPCLT	N	SR20	13	P	0.67	N	29,869	\$ 43,812	Y	N			2
802	GA	04/03/15	03/31/16	24468	OFFICE ASSISTANT III	N	SR08	03	P	0.33	A	9,163	\$ 26,700	Y	N			3
802	GA	04/03/15	03/31/16	24468	OFFICE ASSISTANT III	N	SR08	03	P	0.67	N	18,605	\$ 26,700	Y	N			3
802	GA	09/01/13	03/31/16	32649	VOCATIONAL REHAB SPCLT III	N	SR20	13	P	0.16	A	9,770	\$ 60,012	Y	N			2
802	GA	09/01/13	03/31/16	32649	VOCATIONAL REHAB SPCLT III	N	SR20	13	P	0.34	N	20,761	\$ 60,012	Y	N			2
802	GA	01/07/13	03/31/16	118813	REHAB TEACHER FOR BLIND III	N	SR18	13	P	0.33	A	14,458	\$ 42,132	Y	N			3
802	GA	01/07/13	03/31/16	118813	REHAB TEACHER FOR BLIND III	N	SR18	13	P	0.67	N	29,354	\$ 42,132	Y	N			3
802	GA	10/17/15	03/31/16	120667	ACCOUNT CLERK III	N	SR11	03	T	0.33	A	9,896	\$ 31,236	Y	N			3
802	GA	10/17/15	03/31/16	120667	ACCOUNT CLERK III	N	SR11	03	T	0.67	N	20,092	\$ 31,236	Y	N			3
802	GA	04/16/15	03/31/16	120668	OFFICE ASSISTANT III	N	SR08	03	T	0.33	A	-	\$ 26,700	Y	N			3
802	GA	04/16/15	03/31/16	120668	OFFICE ASSISTANT III	N	SR08	03	T	0.67	N	17,889	\$ 26,700	Y	N			3
802	GA	04/16/15	03/31/16	120698	VOCATIONAL REHAB SPCLT II	N	SR20	13	T	0.33	A	13,614	\$ 43,812	Y	N			2
802	GA	04/16/15	03/31/16	120698	VOCATIONAL REHAB SPCLT II	N	SR20	13	T	0.67	N	27,642	\$ 43,812	Y	N			2
802	GA	06/21/14	03/31/16	120699	EMPLOYMENT SERVICE SPCLT III	N	SR16	13	T	0.33	A	14,711	\$ 43,812	Y	N			2
802	GA	06/21/14	03/31/16	120699	EMPLOYMENT SERVICE SPCLT III	N	SR16	13	T	0.67	N	29,869	\$ 43,812	Y	N			2
802	GA	02/21/13	03/31/16	120762	VOC REHAB SPECIALIST V	N	SR24	23	T	0.33	A	-	\$ -	Y	N			2
802	GA	02/21/13	03/31/16	120762	VOC REHAB SPECIALIST V	N	SR24	23	T	0.67	N	35,754	\$ -	Y	N			2

Department of Human Services
Vacancy Report as of November 30, 2015

Table 13

Prog ID	Sub-Org	Date of Vacancy	Expected Fill Date	Position Number	Position Title	Exempt (Y/N)	SR Level	BU Code	Perm Temp (P/T)	FTE	MOF	Budgeted Amount	Annualized Actual Salary Last Paid	Authority to Hire (Y/N)	Occupied by 89 Day Hire (Y/N)	# of 89 Hire Appts	Describe if Filled by other Means	Priority # to Retain
901	MA	05/30/15	03/31/16	23326	OFFICE ASSISTANT III	N	SR08	03	P	0.75	A	19,250	\$ 31,236	Y	N			1
901	MA	05/30/15	03/31/16	23326	OFFICE ASSISTANT III	N	SR08	03	P	0.25	N	6,417	\$ 31,236	Y	N			1
901	MA	09/01/15	03/31/16	34655	HUMAN SVCS PROF V	N	SR24	13	P	0.75	A	40,725	\$ 53,364	Y	N			1
901	MA	09/01/15	03/31/16	34655	HUMAN SERVICES PROF V	N	SR24	13	P	0.25	N	13,341	\$ 53,364	Y	N			1
901	MA	09/01/15	03/31/16	36554	HUMAN SVCS PROF V	N	SR24	13	P	0.75	A	55,733	\$ 75,960	Y	N			Filled
901	MA	09/01/15	03/31/16	36554	HUMAN SVCS PROF V	N	SR24	13	P	0.25	N	18,578	\$ 75,960	Y	N			Filled
901	MA	06/02/15	03/31/16	43559	CHILD/ADULT PROTETV SVCS SPCLT	Y	SRNA	13	P	0.60	A	29,585	\$ 80,004	N	N			1
901	MA	06/02/15	03/31/16	43559	CHILD/ADULT PROTETV SVCS SPCLT	Y	SRNA	13	P	0.40	N	29,979	\$ 80,004	N	N			1
902	IA	02/01/11	03/31/16	6389	SOCIAL WORKER IV	N	SR20	13	P	0.50	A	23,700	\$ 49,332	Y	Y	2		MQD will reply separately
902	IA	02/01/11	03/31/16	6389	SOCIAL WORKER IV	N	SR20	13	P	0.50	N	23,700	\$ 49,332	Y	Y	2		MQD will reply separately
902	IA	08/26/14	03/31/16	8492	CONTRACTS SPCLT (MED-QUEST)	N	SR22	13	P	0.50	A	28,230	\$ 55,488	Y	N			MQD will reply separately
902	IA	08/26/14	03/31/16	8492	CONTRACTS SPCLT (MED-QUEST)	N	SR22	13	P	0.50	N	28,230	\$ 55,488	Y	N			MQD will reply separately
902	IA	12/27/11	03/31/16	18527	SECRETARY I	N	SR12	03	P	0.50	A	15,018	\$ 39,480	Y	N			MQD will reply separately
902	IA	12/27/11	03/31/16	18527	SECRETARY I	N	SR12	03	P	0.50	N	15,018	\$ 39,480	Y	N			MQD will reply separately
902	IA	07/01/13	03/31/16	26330	REGISTERED NURSE V	N	SR24	09	P	0.25	A	26,196	\$ 104,784	Y	N			MQD will reply separately
902	IA	07/01/13	03/31/16	26330	REGISTERED NURSE V	N	SR24	09	P	0.75	N	78,588	\$ 104,784	Y	N			MQD will reply separately
902	IA	08/21/07	03/31/16	26589	CONTRACTS ASSISTANT I	N	SR13	03	P	0.50	A	15,606	\$ 28,884	Y	N			MQD will reply separately
902	IA	08/21/07	03/31/16	26589	CONTRACTS ASSISTANT I	N	SR13	03	P	0.50	N	15,606	\$ 28,884	Y	N			MQD will reply separately
902	IA	06/02/08	03/31/16	26710	SOCIAL SERVICE ASSISTANT IV	N	SR11	03	P	0.50	A	14,418	\$ 28,884	Y	N			MQD will reply separately
902	IA	06/02/08	03/31/16	26710	SOCIAL SERVICE ASSISTANT IV	N	SR11	03	P	0.50	N	14,418	\$ 28,884	Y	N			MQD will reply separately
902	IA	10/01/11	03/31/16	31514	RECREATIONAL THERAPIST IV	N	SR20	13	P	0.50	A	23,700	\$ 67,488	Y	N			MQD will reply separately
902	IA	10/01/11	03/31/16	31514	RECREATIONAL THERAPIST IV	N	SR20	13	P	0.50	N	23,700	\$ 67,488	Y	N			MQD will reply separately
902	IA	08/04/15	03/31/16	47471	SECRETARY I	N	SR12	03	P	0.50	A	16,230	\$ 31,236	Y	N			MQD will reply separately
902	IA	08/04/15	03/31/16	47471	SECRETARY I	N	SR12	03	P	0.50	N	16,230	\$ 31,236	Y	N			MQD will reply separately
902	IA	05/04/15	03/31/16	47509	OFFICE ASSISTANT III	N	SR08	03	P	0.50	A	13,884	\$ 27,768	Y	N			MQD will reply separately
902	IA	05/04/15	03/31/16	47509	OFFICE ASSISTANT III	N	SR08	03	P	0.50	N	13,884	\$ 27,768	Y	N			MQD will reply separately
902	IA	11/06/15	03/31/16	48664	ELIGIBILITY WKR III	N	SR16	03	P	0.50	A	20,532	\$ 42,684	Y	N			MQD will reply separately
902	IA	11/06/15	03/31/16	48664	ELIGIBILITY WKR III	N	SR16	03	P	0.50	N	20,532	\$ 42,684	Y	N			MQD will reply separately
902	IA	01/01/15	03/31/16	48674	ELIGIBILITY PROGRAM SPCLT V	N	SR24	13	P	0.50	A	26,682	\$ 62,424	Y	N			MQD will reply separately
902	IA	01/01/15	03/31/16	48674	ELIGIBILITY PROGRAM SPCLT V	N	SR24	13	P	0.50	N	26,682	\$ 62,424	Y	N			MQD will reply separately
902	IA	04/06/15	03/31/16	48681	OFFICE ASSISTANT III	N	SR08	03	P	0.50	A	13,350	\$ 26,700	Y	N			MQD will reply separately
902	IA	04/06/15	03/31/16	48681	OFFICE ASSISTANT III	N	SR08	03	P	0.50	N	13,350	\$ 26,700	Y	N			MQD will reply separately
902	IA	05/22/15	03/31/16	48696	OFFICE ASSISTANT III	N	SR08	03	P	0.50	A	13,350	\$ 26,700	Y	N			MQD will reply separately
902	IA	05/22/15	03/31/16	48696	OFFICE ASSISTANT III	N	SR08	03	P	0.50	N	13,350	\$ 26,700	Y	N			MQD will reply separately
902	IA	12/31/13	03/31/16	48973	MEDICAL ASSISTANCE PRGM OFFCR	N	EM05	35	P	0.50	A	47,106	\$ 92,136	Y	N			MQD will reply separately
902	IA	12/31/13	03/31/16	48973	MEDICAL ASSISTANCE PRGM OFFCR	N	EM05	35	P	0.50	N	47,106	\$ 92,136	Y	N			MQD will reply separately
902	IA	03/09/15	03/31/16	51816	OFFICE ASSISTANT III	N	SR08	03	P	0.50	A	13,350	\$ 26,700	Y	N			MQD will reply separately
902	IA	03/09/15	03/31/16	51816	OFFICE ASSISTANT III	N	SR08	03	P	0.50	N	13,350	\$ 26,700	Y	N			MQD will reply separately
902	IA	03/18/15	03/31/16	51827	OFFICE ASSISTANT III	N	SR08	03	P	0.50	A	13,884	\$ 27,768	Y	N			MQD will reply separately
902	IA	03/18/15	03/31/16	51827	OFFICE ASSISTANT III	N	SR08	03	P	0.50	N	13,884	\$ 27,768	Y	N			MQD will reply separately
902	IA	03/02/15	03/31/16	51835	SECRETARY I	N	SR12	03	P	0.50	A	16,230	\$ 32,460	Y	N			MQD will reply separately
902	IA	03/02/15	03/31/16	51835	SECRETARY I	N	SR12	03	P	0.50	N	16,230	\$ 32,460	Y	N			MQD will reply separately
902	IA	08/01/14	03/31/16	51845	ELIGIBILITY PROGRAM SPCLT IV	N	SR22	13	P	0.50	A	34,347	\$ 67,512	Y	N			MQD will reply separately
902	IA	08/01/14	03/31/16	51845	ELIGIBILITY PROGRAM SPCLT IV	N	SR22	13	P	0.50	N	34,347	\$ 67,512	Y	N			MQD will reply separately
902	IA	06/01/15	03/31/16	51847	ELIGIBILITY PROGRAM SPCLT III	N	SR22	13	P	0.50	A	22,290	\$ 47,400	Y	N			MQD will reply separately
902	IA	06/01/15	03/31/16	51847	ELIGIBILITY PROGRAM SPCLT III	N	SR22	13	P	0.50	N	22,290	\$ 47,400	Y	N			MQD will reply separately
902	IA	10/01/15	03/31/16	51859	OFFICE ASSISTANT III	N	SR08	03	P	0.50	A	13,884	\$ 28,872	Y	N			MQD will reply separately
902	IA	10/01/15	03/31/16	51859	OFFICE ASSISTANT III	N	SR08	03	P	0.50	N	13,884	\$ 28,872	Y	N			MQD will reply separately
902	IA	08/04/15	03/31/16	51860	OFFICE ASSISTANT III	N	SR08	03	P	0.50	A	13,884	\$ 27,768	Y	N			MQD will reply separately
902	IA	08/04/15	03/31/16	51860	OFFICE ASSISTANT III	N	SR08	03	P	0.50	N	13,884	\$ 27,768	Y	N			MQD will reply separately
902	IA	07/01/14	03/31/16	100407	SOCIAL WORKER V	N	SR24	23	P	0.50	A	38,646	\$ 75,960	Y	N			MQD will reply separately
902	IA	07/01/14	03/31/16	100407	SOCIAL WORKER V	N	SR24	23	P	0.50	N	38,646	\$ 75,960	Y	N			MQD will reply separately
902	IA	06/01/07	03/31/16	100491	AUDITOR IV	N	SR22	13	P	0.50	A	23,700	\$ 43,836	Y	N			MQD will reply separately

Department of Human Services
Vacancy Report as of November 30, 2015

Table 13

Prog ID	Sub-Org	Date of Vacancy	Expected Fill Date	Position Number	Position Title	Exempt (Y/N)	SR Level	BU Code	Perm Temp (P/T)	FTE	MOF	Budgeted Amount	Annualized Actual Salary Last Paid	Authority to Hire (Y/N)	Occupied by 89 Day Hire (Y/N)	# of 89 Hire Appts	Describe if Filled by other Means	Priority # to Retain
902	IA	06/01/07	03/31/16	100491	AUDITOR IV	N	SR22	13	P	0.50	N	23,700	\$ 43,836	Y	N			MQD will reply separately
902	IA	03/03/08	03/31/16	100508	SUPVGR CONTRACTS SPCLT (MQD)	N	SR24	23	P	0.50	A	23,700	\$ 49,344	Y	N			MQD will reply separately
902	IA	03/03/08	03/31/16	100508	SUPVGR CONTRACTS SPCLT (MQD)	N	SR24	23	P	0.50	N	23,700	\$ 49,344	Y	N			MQD will reply separately
902	IA	11/17/14	03/31/16	101589	HEALTH COVERAGE PROGRAM SPCLT	N	SR26	23	T	0.50	A	42,708	\$ 85,416	Y	N			MQD will reply separately
902	IA	11/17/14	03/31/16	101589	HEALTH COVERAGE PROGRAM SPCLT	N	SR26	23	T	0.50	N	42,708	\$ 85,416	Y	N			MQD will reply separately
902	IA	07/16/15	03/31/16	101627	ELIGIBILITY PROGRAM SPCLT III	N	SR20	13	P	0.25	A	11,145	\$ 43,812	Y	N			MQD will reply separately
902	IA	07/16/15	03/31/16	101627	ELIGIBILITY PROGRAM SPCLT III	N	SR20	13	P	0.75	N	33,435	\$ 43,812	Y	N			MQD will reply separately
902	IA	07/01/11	03/31/16	103026	HEALTH COV MGMT BRANCH ADMR	Y	SRNA	93	T	0.50	A	52,002	\$ 104,004	N	N			MQD will reply separately
902	IA	07/01/11	03/31/16	103026	HEALTH COV MGMT BRANCH ADMR	Y	SRNA	93	T	0.50	N	52,002	\$ 104,004	N	N			MQD will reply separately
902	IA	12/31/08	03/31/16	103052	SECRETARY I	N	SR12	03	P	0.50	A	15,606	\$ 33,756	Y	N			MQD will reply separately
902	IA	12/31/08	03/31/16	103052	SECRETARY I	N	SR12	03	P	0.50	N	15,606	\$ 33,756	Y	N			MQD will reply separately
902	IA	10/10/15	03/31/16	108908	HLTH CARE SVCS BR ADMR	Y	SRNA	13	T	0.50	A	70,302	\$ 140,604	N	N			MQD will reply separately
902	IA	10/10/15	03/31/16	108908	HLTH CARE SVCS BR ADMR	Y	SRNA	13	T	0.50	N	70,302	\$ 140,604	N	N			MQD will reply separately
902	IA	08/01/15	03/31/16	108913	FINANCE OFFICER	Y	SRNA	13	T	0.50	A	86,484	\$ 172,968	Y	N			MQD will reply separately
902	IA	08/01/15	03/31/16	108913	FINANCE OFFICER	Y	SRNA	13	T	0.50	N	86,484	\$ 172,968	Y	N			MQD will reply separately
902	IA	04/21/08	03/31/16	110037	SUPVGR CONTRACTS SPCLT (MQD)	N	SR24	23	P	0.50	A	26,682	\$ 60,024	Y	N			MQD will reply separately
902	IA	04/21/08	03/31/16	110037	SUPVGR CONTRACTS SPCLT (MQD)	N	SR24	23	P	0.50	N	26,682	\$ 60,024	Y	N			MQD will reply separately
902	IA	07/12/06	03/31/16	110979	MEMBERSHIP SERVICES SUPERVISOR		0	0	P	0.50	A	18,258	\$ -	0	0			MQD will reply separately
902	IA	07/12/06	03/31/16	110979	MEMBERSHIP SERVICES SUPERVISOR		0	0	P	0.50	N	18,258	\$ -	0	0			MQD will reply separately
902	IA	11/06/15	03/31/16	111047	CONTMNTN&COMPL SECADMR	Y	SRNA	13	P	0.50	A	45,762	\$ 91,524	N	N			MQD will reply separately
902	IA	11/06/15	03/31/16	111047	CONTMNTN&COMPL SECADMR	Y	SRNA	13	P	0.50	N	45,762	\$ 91,524	N	N			MQD will reply separately
902	IA	04/16/08	03/31/16	111376	OFFICE ASSISTANT IV	N	SR10	03	P	0.50	A	14,418	\$ 28,884	Y	N			MQD will reply separately
902	IA	04/16/08	03/31/16	111376	OFFICE ASSISTANT IV	N	SR10	03	P	0.50	N	14,418	\$ 28,884	Y	N			MQD will reply separately
902	IA	12/01/14	03/31/16	119186	OFFICE ASSISTANT III	N	SR08	03	P	0.50	A	15,618	\$ 31,236	Y	N			MQD will reply separately
902	IA	12/01/14	03/31/16	119186	OFFICE ASSISTANT III	N	SR08	03	P	0.50	N	15,618	\$ 31,236	Y	N			MQD will reply separately
902	IA	08/01/15	03/31/16	119188	OFFICE ASSISTANT III	N	SR08	03	P	0.50	A	13,350	\$ 26,700	Y	N			MQD will reply separately
902	IA	08/01/15	03/31/16	119188	OFFICE ASSISTANT III	N	SR08	03	P	0.50	N	13,350	\$ 26,700	Y	N			MQD will reply separately
902	IA	10/20/15	03/31/16	119268	PUB ASST DATA INTGRY TECH II	N	SR13	03	P	0.50	A	18,990	\$ 37,980	Y	N			MQD will reply separately
902	IA	10/20/15	03/31/16	119268	PUB ASST DATA INTGRY TECH II	N	SR13	03	P	0.50	N	18,990	\$ 37,980	Y	N			MQD will reply separately
902	IA	12/27/12	03/31/16	120319	INFORMATION TECHNOL SPCLT IV	N	SR22	13	P	0.50	A	23,700	\$ -	Y	N			MQD will reply separately
902	IA	12/27/12	03/31/16	120319	INFORMATION TECHNOL SPCLT IV	N	SR22	13	P	0.50	N	23,700	\$ -	Y	N			MQD will reply separately
902	IA	10/13/15	03/31/16	120463	ELIG SYST ASST PROJ MGR	Y	SRNA	13	T	0.10	A	7,900	\$ 78,996	N	N			MQD will reply separately
902	IA	10/13/15	03/31/16	120463	ELIG SYST ASST PROJ MGR	Y	SRNA	13	T	0.90	N	71,096	\$ 78,996	N	N			MQD will reply separately
902	IA	03/28/14	03/31/16	120766	HEALTH CARE PROGRAM SPCLT	Y	SRNA	13	T	0.10	A	5,336	\$ -	N	N			MQD will reply separately
902	IA	03/28/14	03/31/16	120766	HEALTH CARE PROGRAM SPCLT	Y	SRNA	13	T	0.90	N	48,028	\$ -	N	N			MQD will reply separately
902	IA	05/28/14	03/31/16	120767	PROGRAM SPECIALIST V	N	SR24	13	T	0.10	A	5,336	\$ 53,364	Y	N			MQD will reply separately
902	IA	05/28/14	03/31/16	120767	PROGRAM SPECIALIST V	N	SR24	13	T	0.90	N	48,028	\$ 53,364	Y	N			MQD will reply separately
902	IA	09/12/15	03/31/16	120810	OFFICE ASSISTANT III	N	SR08	03	P	0.50	A	12,834	\$ 26,700	Y	Y	1		MQD will reply separately
902	IA	09/12/15	03/31/16	120810	OFFICE ASSISTANT III	N	SR08	03	P	0.50	N	12,834	\$ 26,700	Y	Y	1		MQD will reply separately
902	IA	10/01/14	03/31/16	120812	ELIGIBILITY WORKER IV	N	SR18	04	P	0.50	A	18,984	\$ 39,492	Y	N			MQD will reply separately
902	IA	10/01/14	03/31/16	120812	ELIGIBILITY WORKER IV	N	SR18	04	P	0.50	N	18,984	\$ 39,492	Y	N			MQD will reply separately
902	IA	07/01/15	03/31/16	120829	OFFICE ASSISTANT III	N	SR08	03	P	0.50	A	12,834	\$ 27,768	Y	N			MQD will reply separately
902	IA	07/01/15	03/31/16	120829	OFFICE ASSISTANT III	N	SR08	03	P	0.50	N	12,834	\$ 27,768	Y	N			MQD will reply separately
902	IA	03/30/15	03/31/16	121004	PHARMACIST III	N	SR26	13	P	0.25	B	17,349	\$ -	Y	N			MQD will reply separately
902	IA	03/30/15	03/31/16	121004	PHARMACIST III	N	SR26	13	P	0.25	N	17,349	\$ -	Y	N			MQD will reply separately
902	IA	02/19/14	03/31/16	121009	OFFICE ASSISTANT III	N	SR08	03	P	0.50	A	12,834	\$ -	Y	N			MQD will reply separately
902	IA	02/19/14	03/31/16	121009	OFFICE ASSISTANT III	N	SR08	03	P	0.50	N	12,834	\$ -	Y	N			MQD will reply separately
902	IA	11/24/14	03/31/16	121011	OFFICE ASSISTANT III	N	SR08	03	P	0.50	A	12,834	\$ 26,700	Y	N			MQD will reply separately
902	IA	11/24/14	03/31/16	121011	OFFICE ASSISTANT III	N	SR08	03	P	0.50	N	12,834	\$ 26,700	Y	N			MQD will reply separately
902	IA	07/01/15	03/31/16	121013	OFFICE ASSISTANT III	N	SR08	03	P	0.50	A	12,834	\$ 26,700	Y	N			MQD will reply separately
902	IA	07/01/15	03/31/16	121013	OFFICE ASSISTANT III	N	SR08	03	P	0.50	N	12,834	\$ 26,700	Y	N			MQD will reply separately
902	IA	09/19/15	03/31/16	121014	OFFICE ASSISTANT III	N	SR08	03	P	0.50	A	12,834	\$ 27,768	Y	N			MQD will reply separately
902	IA	09/19/15	03/31/16	121014	OFFICE ASSISTANT III	N	SR08	03	P	0.50	N	12,834	\$ 27,768	Y	N			MQD will reply separately

Department of Human Services
Vacancy Report as of November 30, 2015

Table 13

Prog ID	Sub-Org	Date of Vacancy	Expected Fill Date	Position Number	Position Title	Exempt (Y/N)	SR Level	BU Code	Perm Temp (P/T)	FTE	MOF	Budgeted Amount	Annualized Actual Salary Last Paid	Authority to Hire (Y/N)	Occupied by 89 Day Hire (Y/N)	# of 89 Hire Appts	Describe if Filled by other Means	Priority # to Retain
902	IA	05/16/15	03/31/16	121015	OFFICE ASSISTANT III	N	SR08	03	P	0.50	A	12,834	\$ 26,700	Y	N			MQD will reply separately
902	IA	05/16/15	03/31/16	121015	OFFICE ASSISTANT III	N	SR08	03	P	0.50	N	12,834	\$ 26,700	Y	N			MQD will reply separately
902	IA	02/19/14	03/31/16	121016	OFFICE ASSISTANT III	N	SR08	03	P	0.50	A	12,834	\$ -	Y	N			MQD will reply separately
902	IA	02/19/14	03/31/16	121016	OFFICE ASSISTANT III	N	SR08	03	P	0.50	N	12,834	\$ -	Y	N			MQD will reply separately
902	IA	02/19/14	03/31/16	121017	OFFICE ASSISTANT III	N	SR08	03	P	0.50	A	12,834	\$ -	Y	N			MQD will reply separately
902	IA	02/19/14	03/31/16	121017	OFFICE ASSISTANT III	N	SR08	03	P	0.50	N	12,834	\$ -	Y	N			MQD will reply separately
902	IA	02/19/14	03/31/16	121018	OFFICE ASSISTANT III	N	SR08	03	P	0.50	A	12,834	\$ -	Y	N			MQD will reply separately
902	IA	02/19/14	03/31/16	121018	OFFICE ASSISTANT III	N	SR08	03	P	0.50	N	12,834	\$ -	Y	N			MQD will reply separately
902	IA	04/22/15	03/31/16	121291	HEALTH CARE BUSINESS ANALYST	N	SR22	13	T	0.50	A	37,155	\$ -	Y	N			MQD will reply separately
902	IA	04/22/15	03/31/16	121291	HEALTH CARE BUSINESS ANALYST	N	SR22	13	T	0.50	N	37,155	\$ -	Y	N			MQD will reply separately
902	IA	04/22/15	03/31/16	121294	HEALTH CARE BUSINESS ANALYST	N	SR22	13	T	0.50	A	26,682	\$ -	Y	N			MQD will reply separately
902	IA	04/22/15	03/31/16	121294	HEALTH CARE BUSINESS ANALYST	N	SR22	13	T	0.50	N	26,682	\$ -	Y	N			MQD will reply separately
902	IA	03/04/15	03/31/16	121604	BUSINESS ANALYST	Y		13	T	0.10	A	5,336	\$ -	Y	N			MQD will reply separately
902	IA	03/04/15	03/31/16	121604	BUSINESS ANALYST	Y		13	T	0.90	N	48,028	\$ -	Y	N			MQD will reply separately
902	IA		03/31/16	91257H	SOCIAL WORKER V		0	0	P	0.50	A	28,860	\$ -	0	0			MQD will reply separately
902	IA		03/31/16	91257H	SOCIAL WORKER V		0	0	P	0.50	N	28,860	\$ -	0	0			MQD will reply separately
902	IA		03/31/16	91258H	REGISTERED NURSE V		0	0	P	0.25	A	22,952	\$ -	0	0			MQD will reply separately
902	IA		03/31/16	91258H	REGISTERED NURSE V		0	0	P	0.75	N	63,936	\$ -	0	0			MQD will reply separately
902	IA		03/31/16	91269H	SOCIAL WORKER IV		0	0	P	0.50	A	23,700	\$ -	0	0			MQD will reply separately
902	IA		03/31/16	91269H	SOCIAL WORKER IV		0	0	P	0.50	N	23,700	\$ -	0	0			MQD will reply separately
902	IA		03/31/16	91270H	CONTRACTS SPECIALIST (MQD)		0	0	P	0.50	A	23,700	\$ -	0	0			MQD will reply separately
902	IA		03/31/16	91270H	CONTRACTS SPECIALIST (MQD)		0	0	P	0.50	N	23,700	\$ -	0	0			MQD will reply separately
902	IA		03/31/16	92508K	ACCOUNTANT IV		0	0	T	0.10	A	4,740	\$ -	0	0			MQD will reply separately
902	IA		03/31/16	92508K	ACCOUNTANT IV		0	0	T	0.90	N	42,660	\$ -	0	0			MQD will reply separately
902	IA		03/31/16	94560K	DENTIST VI		0	0	P	0.06	B	4,356	\$ -	0	0			MQD will reply separately
902	IA		03/31/16	94560K	DENTIST VI		0	0	P	0.19	N	13,068	\$ -	0	0			MQD will reply separately
902	IA		03/31/16	94563K	PROJECT MANAGER		0	0	T	0.10	A	7,000	\$ -	0	0			MQD will reply separately
902	IA		03/31/16	94563K	PROJECT MANAGER		0	0	T	0.90	N	63,000	\$ -	0	0			MQD will reply separately
902	IA		03/31/16	94564K	SYSTEM ARCHITECT		0	0	T	0.10	A	7,500	\$ -	0	0			MQD will reply separately
902	IA		03/31/16	94564K	SYSTEM ARCHITECT		0	0	T	0.90	N	67,500	\$ -	0	0			MQD will reply separately
902	IA		03/31/16	94567K	BUSINESS ANALYST		0	0	T	0.10	A	5,336	\$ -	0	0			MQD will reply separately
902	IA		03/31/16	94567K	BUSINESS ANALYST		0	0	T	0.90	N	48,028	\$ -	0	0			MQD will reply separately
902	IA		03/31/16	94568K	BUSINESS ANALYST		0	0	T	0.10	A	5,336	\$ -	0	0			MQD will reply separately
902	IA		03/31/16	94568K	BUSINESS ANALYST		0	0	T	0.90	N	48,028	\$ -	0	0			MQD will reply separately
902	IA		03/31/16	94569K	TECHNICAL INTERFACE SPCLT		0	0	T	0.10	A	5,336	\$ -	0	0			MQD will reply separately
902	IA		03/31/16	94569K	TECHNICAL INTERFACE SPCLT		0	0	T	0.90	N	48,028	\$ -	0	0			MQD will reply separately
902	IA		03/31/16	94570K	TECHNICAL INTERFACE SPCLT		0	0	T	0.10	A	5,336	\$ -	0	0			MQD will reply separately
902	IA		03/31/16	94570K	TECHNICAL INTERFACE SPCLT		0	0	T	0.90	N	48,028	\$ -	0	0			MQD will reply separately
902	IA		03/31/16	94571K	AUDITOR V		0	0	P	0.50	A	26,682	\$ -	0	0			MQD will reply separately
902	IA		03/31/16	94571K	AUDITOR V		0	0	P	0.50	N	26,682	\$ -	0	0			MQD will reply separately
902	IA		03/31/16	94573K	REGISTERED NURSE IV		0	0	P	0.25	A	20,493	\$ -	0	0			MQD will reply separately
902	IA		03/31/16	94573K	REGISTERED NURSE IV		0	0	P	0.75	N	61,479	\$ -	0	0			MQD will reply separately
902	IA		03/31/16	94574K	PROGRAM BUDGET ANALYST IV		0	0	P	0.50	A	23,700	\$ -	0	0			MQD will reply separately
902	IA		03/31/16	94574K	PROGRAM BUDGET ANALYST IV		0	0	P	0.50	N	23,700	\$ -	0	0			MQD will reply separately
902	IA		03/31/16	94575K	PROGRAM EVALUATION ANALYST IV		0	0	P	0.50	A	23,700	\$ -	0	0			MQD will reply separately
902	IA		03/31/16	94575K	PROGRAM EVALUATION ANALYST IV		0	0	P	0.50	N	23,700	\$ -	0	0			MQD will reply separately
903	FA	08/01/12	03/31/16	26394	STAFF SERVICES SUPVR II	N	SR16	03	P	0.47	N	16,480	\$ 35,064	Y	N			1
903	FA	08/01/12	03/31/16	26394	STAFF SERVICES SUPVR II	N	SR16	03	P	0.47	N	16,480	\$ 35,064	Y	N			1
903	FA	05/15/15	03/31/16	27624	OFFICE ASSISTANT III	N	SR08	03	P	0.57	A	15,219	\$ 26,700	Y	N			2
903	FA	05/15/15	03/31/16	27624	OFFICE ASSISTANT III	N	SR08	03	P	0.43	N	11,481	\$ 26,700	Y	N			2
903	FA	05/18/12	03/31/16	27673	STAFF SERVICES SUPVR II	N	SR16	03	P	0.57	A	25,315	\$ 44,412	Y	N			2
903	FA	05/18/12	03/31/16	27673	STAFF SERVICES SUPVR II	N	SR16	03	P	0.43	N	19,097	\$ 44,412	Y	N			2
903	FA	05/26/15	03/31/16	28052	SELF-SUFF/SUPP SVCS MGR	N	EM05	35	P	0.57	A	48,691	\$ 83,544	Y	N			1

Department of Human Services
Vacancy Report as of November 30, 2015

Table 13

Prog ID	Sub-Org	Date of Vacancy	Expected Fill Date	Position Number	Position Title	Exempt (Y/N)	SR Level	BU Code	Perm Temp (P/T)	FTE	MOF	Budgeted Amount	Annualized Actual Salary Last Paid	Authority to Hire (Y/N)	Occupied by 89 Day Hire (Y/N)	# of 89 Hire Appts	Describe if Filled by other Means	Priority # to Retain
903	FA	05/26/15	03/31/16	28052	SELF-SUFF/SUPP SVCS MGR	N	EM05	35	P	0.43	N	36,731	\$ 83,544	Y	N			1
903	FA	07/01/15	03/31/16	28238	PURCHASING TECHNICIAN I	N	SR11	03	P	0.57	A	17,093	\$ 29,988	Y	N			2
903	FA	07/01/15	03/31/16	28238	PURCHASING TECHNICIAN I	N	SR11	03	P	0.43	N	12,895	\$ 29,988	Y	N			2
903	FA	07/01/15	03/31/16	29833	INVESTIGATOR IV	N	SR22	13	P	0.53	A	32,363	\$ 62,424	Y	N			3
903	FA	07/01/15	03/31/16	29833	INVESTIGATOR IV	N	SR22	13	P	0.47	N	28,699	\$ 62,424	Y	N			3
903	FA	03/14/15	03/31/16	32803	INVESTIGATOR IV	N	SR22	73	P	0.53	A	25,561	\$ 47,400	Y	Y	4		1
903	FA	03/14/15	03/31/16	32803	INVESTIGATOR IV	N	SR22	73	P	0.47	N	22,667	\$ 47,400	Y	Y	4		1
903	FA	07/01/15	03/31/16	33233	ELIGIBILITY WKR V	N	SR20	04	P	0.53	A	36,258	\$ 68,412	Y	N			1
903	FA	07/01/15	03/31/16	33233	ELIGIBILITY WKR V	N	SR20	04	P	0.47	N	32,154	\$ 68,412	Y	N			1
903	FA	05/16/13	03/31/16	35194	ELIGIBILITY WKR IV	N	SR18	03	P	0.53	A	23,538	\$ 44,412	Y	N			1
903	FA	05/16/13	03/31/16	35194	ELIGIBILITY WKR IV	N	SR18	03	P	0.47	N	20,874	\$ 44,412	Y	N			1
903	FA	04/01/15	03/31/16	35534	ELIGIBILITY WKR IV	N	SR18	03	P	0.53	A	26,483	\$ 49,968	Y	N			2
903	FA	04/01/15	03/31/16	35534	ELIGIBILITY WKR IV	N	SR18	03	P	0.47	N	23,485	\$ 49,968	Y	N			2
903	FA	04/01/13	03/31/16	45473	OFFICE ASSISTANT III	N	SR08	03	P	0.50	A	15,018	\$ 30,036	Y	N			2
903	FA	04/01/13	03/31/16	45473	OFFICE ASSISTANT III	N	SR08	03	P	0.50	N	15,018	\$ 30,036	Y	N			2
903	FA	06/16/15	03/31/16	118061	SELF-SUFF/SUPP SVCS SPCLT IV	N	SR22	13	P	0.50	A	23,700	\$ 49,308	Y	N			2
903	FA	06/16/15	03/31/16	118061	SELF-SUFF/SUPP SVCS SPCLT IV	N	SR22	13	P	0.50	N	24,114	\$ 49,308	Y	N			2
903	FA	09/16/15	03/31/16	120757	ELIGIBILITY PGM SPCLT IV	N	SR22	13	P	0.50	A	21,648	\$ 49,308	Y	N			2
903	FA	09/16/15	03/31/16	120757	ELIGIBILITY PGM SPCLT IV	N	SR22	13	P	0.50	N	21,648	\$ 49,308	Y	N			2
903	FA		03/31/16	30104K	ACCOUNTANT IV		0	0	P	0.57	A	24,679	\$ -	0	0			3
903	FA		03/31/16	30104K	ACCOUNTANT IV		0	0	P	0.43	N	19,598	\$ -	0	0			3
904	AA	05/01/15	03/31/16	1653	ELIGIBILITY WKR IV	N	SR18	03	P	0.55	A	34,742	\$ 63,168	Y	N			3
904	AA	05/01/15	03/31/16	1653	ELIGIBILITY WKR IV	N	SR18	03	P	0.45	N	28,426	\$ 63,168	Y	N			3
904	AA	03/01/10	03/31/16	23672	ELIGIBILITY WKR V	N	SR20	04	P	0.65	A	30,810	\$ 63,204	Y	N			4
904	AA	03/01/10	03/31/16	23672	ELIGIBILITY WKR V	N	SR20	04	P	0.35	N	16,590	\$ 63,204	Y	N			4
904	AA	11/01/15	03/31/16	25463	INFORMATION TECHNOL SPCLT IV	N	SR22	13	P	0.65	A	42,935	\$ 67,512	Y	N			2
904	AA	11/01/15	03/31/16	25463	INFORMATION TECHNOL SPCLT IV	N	SR22	13	P	0.35	N	23,119	\$ 67,512	Y	N			2
904	AA	09/03/15	03/31/16	26379	ELIGIBILITY WKR IV	N	SR18	03	P	0.55	A	27,482	\$ 42,684	Y	N			2
904	AA	09/03/15	03/31/16	26379	ELIGIBILITY WKR IV	N	SR18	03	P	0.45	N	22,486	\$ 42,684	Y	N			2
904	AA	11/01/15	03/31/16	27323	ELIGIBILITY WKR IV	N	SR18	03	P	0.55	A	29,707	\$ 56,172	Y	N			3
904	AA	11/01/15	03/31/16	27323	ELIGIBILITY WKR IV	N	SR18	03	P	0.45	N	24,305	\$ 56,172	Y	N			3
904	AA	01/06/14	03/31/16	27912	ELIGIBILITY WKR V	N	SR20	04	P	0.55	A	33,429	\$ 58,440	Y	N			1
904	AA	01/06/14	03/31/16	27912	ELIGIBILITY WKR V	N	SR20	04	P	0.45	N	27,351	\$ 58,440	Y	N			1
904	AA	09/09/13	03/31/16	28228	INFORMATION TECHNOL SPCLT II	N	SR22	13	P	0.65	A	31,348	\$ 47,400	Y	N			3
904	AA	09/09/13	03/31/16	28228	INFORMATION TECHNOL SPCLT II	N	SR22	13	P	0.35	N	16,880	\$ 47,400	Y	N			3
904	AA	03/02/15	03/31/16	28233	OFFICE ASSISTANT IV	N	SR10	03	P	0.65	A	25,670	\$ 39,492	Y	N			4
904	AA	03/02/15	03/31/16	28233	OFFICE ASSISTANT IV	N	SR10	03	P	0.35	N	13,289	\$ 39,492	Y	N			4
904	AA	06/09/14	03/31/16	30532	ELIGIBILITY WKR IV	N	SR18	03	P	0.55	A	29,707	\$ 51,936	Y	N			4
904	AA	06/09/14	03/31/16	30532	ELIGIBILITY WKR IV	N	SR18	03	P	0.45	N	24,305	\$ 51,936	Y	N			4
904	AA	02/17/15	03/31/16	30533	ELIGIBILITY WKR IV	N	SR18	03	P	0.55	A	26,413	\$ 48,024	Y	N			2
904	AA	02/17/15	03/31/16	30533	ELIGIBILITY WKR IV	N	SR18	03	P	0.45	N	21,611	\$ 48,024	Y	N			2
904	AA	10/01/14	03/31/16	34005	PROGRAM BUDGET ANALYST V	N	SR24	93	P	1.00	A	77,292	\$ 75,960	Y	Y	3		2
904	AA	08/01/14	03/31/16	34890	COMPUTER OPERATOR III	N	SR17	03	P	0.65	A	33,751	\$ 51,924	Y	N			3
904	AA	08/01/14	03/31/16	34890	COMPUTER OPERATOR III	N	SR17	03	P	0.35	N	17,476	\$ 51,924	Y	N			3
904	AA	04/06/15	03/31/16	37432	INFORMATION TECHNOL SPCLT IV	N	SR22	13	P	0.65	A	36,699	\$ 55,488	Y	N			2
904	AA	04/06/15	03/31/16	37432	INFORMATION TECHNOL SPCLT IV	N	SR22	13	P	0.35	N	17,955	\$ 55,488	Y	N			2
904	AA	02/14/15	03/31/16	43876	INFORMATION TECHNOL SPCLT IV	N	SR22	13	P	0.65	A	31,348	\$ 47,400	Y	N			2
904	AA	02/14/15	03/31/16	43876	INFORMATION TECHNOL SPCLT IV	N	SR22	13	P	0.35	N	16,880	\$ 47,400	Y	N			2
904	AA	10/22/14	03/31/16	46389	PLANNER V	N	SR24	13	P	0.75	A	54,774	\$ 75,960	Y	N			3
904	AA	10/22/14	03/31/16	46389	PLANNER V	N	SR24	13	P	0.25	N	18,258	\$ 75,960	Y	N			3
904	AA	11/16/15	03/31/16	117103	OFFICE ASSISTANT III	N	SR08	63	T	1.00	A	26,700	\$ 27,768	Y	N			1
904	AA	09/19/11	03/31/16	118570	SOCIAL SERVICE AID III	N	SR22	13	P	0.65	A	30,810	\$ 30,036	Y	N			1
904	AA	09/19/11	03/31/16	118570	SOCIAL SERVICE AID III	N	SR22	13	P	0.35	N	16,590	\$ 30,036	Y	N			1

Department of Human Services
Personnel Separations from July 1, 2014 to November 30, 2015

Table 14

<u>Prog ID</u>	<u>Sub-Org</u>	<u>Separation Date</u>	<u>Position Number</u>	<u>Position Title</u>	<u>Exempt (Y/N)</u>	<u>SR Level</u>	<u>BU Code</u>	<u>T/P</u>	<u>MOF</u>	<u>Budgeted FTE</u>	<u>Budgeted Salary</u>	<u>Adjusted Actual FTE</u>	<u>Annualized Actual Salary</u>
220	RH	07/01/15	4939	HOUSING GENERAL LABORER II	N	BC03	01	P	N	1.00	36,252	1.00	36,972
220	RH	05/30/15	4940	HOUSING BUILDING MTNCE WKR II	N	WS09	01	P	N	1.00	50,160	1.00	51,168
220	RH	08/14/14	5475	PUBLIC HOUSING SPECIALIST I	N	SR16	13	P	N	1.00	38,118	1.00	37,464
220	RH	07/02/15	5640	HOUSING BUILDING MTNCE WKR I	N	BC09	01	P	N	1.00	47,268	1.00	48,216
220	RH	07/01/15	5643	HOUSING BUILDING MTNCE HLPR	N	BC05	01	P	N	1.00	39,228	1.00	40,008
220	RH	07/19/15	5856	OFFICE ASSISTANT IV	N	SR10	03	P	W	1.00	26,364	1.00	28,872
220	RH	09/02/15	5951	CARPENTER I	N	BC09	01	P	N	1.00	49,182	1.00	48,216
220	RH	08/02/15	6134	BUILDING MAINTENANCE WORKER I	N	BC09	01	P	N	1.00	49,182	1.00	48,216
220	RH	07/01/15	6281	HSG GEN CONSTR & MTNCE SUPVR I	N	F110	02	P	N	1.00	55,740	1.00	55,740
220	RH	07/02/15	6642	HOUSING WELDER I	Y	BC10	01	P	N	1.00	49,068	1.00	50,052
220	RH	07/01/15	6681	HOUSING GENERAL LABORER II	N	BC03	01	P	N	1.00	36,252	1.00	36,972
220	RH	11/29/15	6693	PUBLIC HOUSING SUPERVISOR IV	N	SR22	13	P	N	1.00	54,300	1.00	47,403
220	RH	07/02/15	6727	HOUSING BUILDING MTNCE WKR I	N	BC09	01	P	N	1.00	47,268	1.00	48,216
220	RH	07/01/15	6791	HOUSING BUILDING MTNCE WKR II	N	WS09	01	P	N	1.00	51,288	1.00	51,168
220	RH	07/01/15	6931	HOUSING BLDG MTNCE SUPVR I	N	F109	02	P	N	1.00	51,504	1.00	51,504
220	RH	01/01/15	7589	BUILDING MAINTENANCE WORKER I	N	BC09	01	P	N	1.00	49,182	1.00	47,268
220	RH	08/02/14	8047	CARPENTER I	N	BC09	01	P	N	1.00	49,182	1.00	45,432
220	RH	07/01/15	8636	HOUSING PAINTER I	N	BC09	01	P	N	1.00	47,268	1.00	48,216
220	RH	07/02/15	8720	PUBLIC HOUSING SUPERVISOR IV	N	SR22	23	P	N	1.00	54,300	1.00	55,488
220	RH	07/02/15	8752	GEN CONSTR & MTNCE SUPVR I	N	F110	02	P	N	1.00	48,000	1.00	53,592
220	RH	01/01/15	8753	BUILDING MAINTENANCE WORKER II	N	WS09	01	P	N	1.00	52,194	1.00	50,160
220	RH	07/01/15	8832	HSG GEN CONSTR & MTNCE SUPVR I	N	F110	02	P	N	1.00	53,592	1.00	53,592
220	RH	07/01/15	8835	HOUSING BUILDING MTNCE WKR II	N	WS09	01	P	N	1.00	50,160	1.00	51,168
220	RH	01/01/15	8841	TRUCK DRIVER	N	BC06	01	P	N	1.00	42,438	1.00	40,788
220	RH	11/14/14	8843	HOUSING BUILDING MTNCE WKR I	N	BC09	01	P	N	1.00	47,388	1.00	46,344
220	RH	04/26/15	8844	BUILDING MAINTENANCE HELPER	N	BC05	01	P	N	1.00	40,815	1.00	40,008
220	RH	07/01/15	8846	HOUSING BUILDING MTNCE WKR I	N	BC09	01	P	N	1.00	47,268	1.00	48,216
220	RH	07/02/15	8851	HOUSING BUILDING MTNCE WKR I	N	BC09	01	P	N	1.00	47,268	1.00	48,216
220	RH	07/02/15	8919	HOUSING GENERAL LABORER I	N	BC02	01	P	N	1.00	36,048	1.00	35,964

Department of Human Services
Personnel Separations from July 1, 2014 to November 30, 2015

Table 14

<u>Prog ID</u>	<u>Sub- Org</u>	<u>Separation Date</u>	<u>Position Number</u>	<u>Position Title</u>	<u>Exempt (Y/N)</u>	<u>SR Level</u>	<u>BU Code</u>	<u>T/P</u>	<u>MOF</u>	<u>Budgeted FTE</u>	<u>Budgeted Salary</u>	<u>Adjusted Actual FTE</u>	<u>Annualized Actual Salary</u>
220	RH	09/02/14	9612	GENERAL LABORER II	N	BC03	01	P	N	1.00	37,719	1.00	35,544
220	RH	12/02/14	9619	SECRETARY I	N	SR12	03	P	N	1.00	42,684	1.00	42,684
220	RH	05/10/15	9619	SECRETARY I	N	SR12	03	P	N	1.00	42,684	1.00	42,684
220	RH	06/28/15	9619	SECRETARY I	N	SR12	03	P	N	1.00	42,684	1.00	42,684
220	RH	07/01/15	9662	HOUSING BUILDING MTNCE HLPR	N	BC05	01	P	N	1.00	39,228	1.00	40,008
220	RH	08/22/15	9662	HOUSING BUILDING MTNCE HLPR	N	BC05	01	P	N	1.00	39,228	1.00	40,008
220	RH	07/01/15	10376	HOUSING BUILDING MTNCE WKR I	N	BC09	01	P	N	1.00	47,388	1.00	47,268
220	RH	12/02/14	10377	BUILDING MAINTENANCE WORKER I	N	BC09	01	P	N	1.00	49,182	1.00	47,268
220	RH	07/01/15	10866	HOUSING BUILDING MTNCE WKR I	N	BC09	01	P	N	1.00	47,268	1.00	48,216
220	RH	07/02/15	10907	HOUSING PAINTER I	N	BC09	01	P	N	1.00	47,268	1.00	48,216
220	RH	07/01/15	11627	HSG GEN CONSTR & MTNCE SUPVR I	N	F110	02	P	W	1.00	52,536	1.00	52,536
220	RH	10/12/14	14976	HOUSING BUILDING MTNCE WKR II	N	WS09	01	P	N	1.00	50,160	1.00	50,160
220	RH	07/02/15	14976	HOUSING BUILDING MTNCE WKR II	N	WS09	01	P	N	1.00	50,160	1.00	50,160
220	RH	10/04/14	15485	GENERAL LABORER I	N	BC02	01	P	N	1.00	36,687	1.00	34,560
220	RH	07/01/15	15486	HOUSING GENERAL LABORER I	N	BC02	01	P	N	1.00	36,048	1.00	35,964
220	RH	07/02/15	17665	PUBLIC HOUSING SUPERVISOR V	N	SR24	23	P	N	1.00	61,062	1.00	62,424
220	RH	07/01/15	22433	HOUSING PLUMBER I	N	BC10	01	P	N	1.00	53,724	1.00	54,804
220	RH	07/02/15	23120	HOUSING GENERAL LABORER I	N	BC02	01	P	N	1.00	33,228	1.00	35,256
220	RH	01/01/15	27478	PUBLIC HOUSING SPECIALIST II	N	SR16	13	P	N	1.00	61,062	1.00	60,012
220	RH	02/01/15	27478	PUBLIC HOUSING SPECIALIST II	N	SR16	13	P	N	1.00	61,062	1.00	60,012
220	RH	11/02/14	35172	BUILDING MAINTENANCE WORKER I	N	BC09	01	P	N	1.00	49,182	1.00	44,544
220	RH	07/02/15	35172	BUILDING MAINTENANCE WORKER I	N	BC09	01	P	N	1.00	49,182	1.00	44,544
220	RH	08/20/15	35172	BUILDING MAINTENANCE WORKER I	N	BC09	01	P	N	1.00	49,182	1.00	44,544
220	RH	11/20/14	39983	GENERAL LABORER I	N	BC02	01	P	N	1.00	36,687	1.00	35,256
220	RH	01/01/15	41065	CARPENTER I	N	BC09	01	P	N	1.00	49,182	1.00	47,268
220	RH	02/02/15	41067	PAINTER I	N	BC09	01	P	N	1.00	49,182	1.00	47,268
220	RH	06/07/15	41349	PUBLIC HOUSING SUPERVISOR III	N	SR22	13	P	N	1.00	43,296	1.00	47,400
220	RH	11/26/15	41483	CARPENTER I	N	BC09	01	P	N	1.00	49,182	1.00	49,176
220	RH	06/04/15	42918	GENERAL LABORER I	N	BC02	01	P	W	1.00	36,687	1.00	35,964

Department of Human Services
Personnel Separations from July 1, 2014 to November 30, 2015

Table 14

<u>Prog ID</u>	<u>Sub- Org</u>	<u>Separation Date</u>	<u>Position Number</u>	<u>Position Title</u>	<u>Exempt (Y/N)</u>	<u>SR Level</u>	<u>BU Code</u>	<u>T/P</u>	<u>MOF</u>	<u>Budgeted FTE</u>	<u>Budgeted Salary</u>	<u>Adjusted Actual FTE</u>	<u>Annualized Actual Salary</u>
220	RH	10/26/14	44184	OFFICE ASSISTANT III	N	SR08	03	P	N	1.00	26,700	1.00	26,700
220	RH	05/31/15	46343	PUBLIC HOUSING SPECIALIST I	N	SR16	13	P	N	1.00	45,036	1.00	37,464
220	RH	07/01/15	120619	CARPENTER I	N	BC09	01	P	N	1.00	44,544	1.00	49,224
220	RH	07/02/15	120620	CARPENTER I	N	BC09	01	P	N	1.00	44,544	1.00	48,216
220	RH	07/01/15	120621	CARPENTER I	N	BC09	01	P	N	1.00	44,544	1.00	48,216
220	RH	07/09/14	120622	ELECTRICIAN I	N	BC10	01	P	N	1.00	44,544	1.00	54,720
220	RH	07/02/15	120623	ELECTRICIAN I	N	BC10	01	P	N	1.00	44,544	1.00	56,928
220	RH	07/01/15	120624	ELECTRICIAN I	N	BC10	01	P	N	1.00	44,544	1.00	56,928
220	RH	07/01/15	120625	ELECTRICIAN I	N	BC10	01	P	N	1.00	44,544	1.00	56,928
220	RH	07/01/15	120627	PLUMBER I	N	BC10	01	P	N	1.00	44,544	1.00	54,804
220	RH	07/01/15	120628	PLUMBER I	N	BC10	01	P	N	1.00	44,544	1.00	54,804
220	RH	07/02/15	120629	PLUMBER I	N	BC10	01	P	N	1.00	44,544	1.00	52,668
220	RH	07/01/15	121152	ELECTRICIAN	N	BC10	01	P	N	1.00	49,320	1.00	56,928
220	RH	07/01/15	121154	PLUMBER	N	BC10	01	P	N	1.00	49,320	1.00	53,724
222	RA	04/19/15	9647	PUBLIC HOUSING SPECIALIST II	N	SR16	13	P	N	1.00	48,228	1.00	47,400
222	RA	11/04/15	23029	PUBLIC HOUSING SPECIALIST II	N	SR16	13	P	N	1.00	37,044	1.00	37,464
222	RA	08/14/14	111470	PUBLIC HOUSING SPECIALIST I	N	SR16	13	T	N	1.00	32,928	1.00	37,461
222	RA	08/31/14	111470	PUBLIC HOUSING SPECIALIST I	N	SR16	13	T	N	1.00	32,928	1.00	37,461
222	RA	07/17/14	119190	HOUSING QUAL STDS INSP I	N	SR13	03	T	N	1.00	32,064	1.00	33,720
222	RA	11/30/14	119190	HOUSING QUAL STDS INSP I	N	SR13	03	T	N	1.00	32,064	1.00	33,720
222	RA	02/15/15	119190	HOUSING QUAL STDS INSP I	N	SR13	03	T	N	1.00	32,064	1.00	33,720
222	RA	06/21/15	119199	HOUSING QUAL STDS INSPECTOR I	N	SR13	03	T	N	1.00	37,512	1.00	32,469
222	RA	09/20/15	119199	HOUSING QUAL STDS INSPECTOR I	N	SR13	03	T	N	1.00	37,512	1.00	32,469
229	HA	01/01/15	2799	ACCOUNTANT III	N	SR20	13	P	N	1.00	61,062	1.00	60,012
229	HA	07/01/15	5968	HOUSING WELDER I	N	BC10	01	P	N	1.00	49,068	1.00	50,052
229	HA	10/12/14	6627	PERSONNEL CLERK IV	N	SR11	63	P	N	1.00	29,988	1.00	29,988
229	HA	07/01/15	8045	HOUSING PLUMBER HELPER	N	BC05	01	P	N	1.00	39,228	1.00	40,008
229	HA	01/01/15	8063	OFFICE ASSISTANT II	N	SR06	03	P	W	1.00	35,112	1.00	35,112
229	HA	01/01/15	8421	BUILDING CONST INSPECTOR II	N	SR19	03	P	N	1.00	51,924	1.00	51,924

Department of Human Services
Personnel Separations from July 1, 2014 to November 30, 2015

Table 14

<u>Prog ID</u>	<u>Sub-Org</u>	<u>Separation Date</u>	<u>Position Number</u>	<u>Position Title</u>	<u>Exempt (Y/N)</u>	<u>SR Level</u>	<u>BU Code</u>	<u>T/P</u>	<u>MOF</u>	<u>Budgeted FTE</u>	<u>Budgeted Salary</u>	<u>Adjusted Actual FTE</u>	<u>Annualized Actual Salary</u>
229	HA	01/01/15	8833	PLUMBER I	N	BC10	01	P	N	1.00	51,054	1.00	49,068
229	HA	06/02/15	8850	BUILDING MAINTENANCE WORKER I	N	BC09	01	P	N	1.00	49,182	1.00	48,216
229	HA	05/09/15	10380	GENERAL LABORER I	N	BC02	01	P	N	1.00	36,687	1.00	35,964
229	HA	07/02/15	23084	OFFICE ASSISTANT III	N	SR08	03	P	W	1.00	42,684	1.00	42,684
229	HA	10/10/15	23084	OFFICE ASSISTANT III	N	SR08	03	P	W	1.00	42,684	1.00	42,684
229	HA	07/19/14	30111	PERSONNEL MGMT SPECIALIST III	N	SR20	73	P	N	1.00	44,580	1.00	43,805
229	HA	10/09/14	31791	OFFICE ASSISTANT III	N	SR08	03	P	N	1.00	27,768	1.00	27,768
229	HA	04/05/15	31791	OFFICE ASSISTANT III	N	SR08	03	P	N	1.00	27,768	1.00	27,768
229	HA	05/17/15	31791	OFFICE ASSISTANT III	N	SR08	03	P	N	1.00	27,768	1.00	27,768
229	HA	10/31/15	31791	OFFICE ASSISTANT III	N	SR08	03	P	N	1.00	27,768	1.00	27,768
229	HA	07/02/15	32210	OFFICE ASSISTANT III	N	SR08	03	P	N	1.00	36,468	1.00	36,468
229	HA	04/22/15	36360	ACCOUNT CLERK II	N	SR08	03	P	N	1.00	26,700	1.00	26,700
229	HA	09/02/15	41333	SECRETARY II	N	SR14	03	P	N	1.00	36,072	1.00	42,684
229	HA	10/04/15	42104	SECRETARY I	N	SR12	03	P	W	1.00	31,236	1.00	31,242
229	HA	07/02/15	48707	OFFICE ASSISTANT III	N	SR08	03	T	N	1.00	27,768	1.00	27,768
229	HA	07/02/15	100913	HEARINGS ASST	Y	SRNA	03	T	N	1.00	49,344	1.00	36,468
229	HA	07/02/15	100923	BGT RESOURCES SPCLT	Y	SRNA	13	P	N	1.00	51,300	1.00	51,300
229	HA	12/25/14	102048	PROPERTY MGMT SPCLT	Y	SRNA	13	P	W	1.00	49,332	1.00	49,332
229	HA	07/02/15	103030	PROG SPCLT & TENANT SVCS	Y	SRNA	13	T	N	1.00	47,400	1.00	47,400
229	HA	10/02/14	103036	RESIDENT SERVICES PRGM SPCLT	Y	SRNA	13	T	N	1.00	40,548	1.00	40,548
229	HA	07/02/15	105632	RESIDENT SVCS PRGM SPCLT	Y	SRNA	13	T	N	1.00	49,296	1.00	49,296
229	HA	05/24/15	106429	INFORMATION TECHNOL SPCLT IV	N	SR22	13	T	N	1.00	48,228	1.00	47,403
229	HA	12/02/15	107934	HOUSING PLANNER	Y	SRNA	13	T	N	1.00	60,012	1.00	60,012
229	HA	07/02/15	111874	RESIDENT SVCS PRGM SPCLT	Y	SRNA	13	T	N	1.00	47,400	1.00	47,400
229	HA	07/02/15	120409	HOUSING BUILDING CONST INSP II	N	SR19	03	T	W	1.00	44,388	1.00	44,388
229	HA	03/22/15	121147	ACCOUNTANT III	N	SR20	13	P	W	1.00	42,132	1.00	43,812
236	LC	09/02/15	1679	ELIGIBILITY WORKER III	N	SR12	03	P	A	0.57	21,642	0.57	32,460
236	LC	09/02/15	1679	ELIGIBILITY WORKER III	N	SR12	03	P	N	0.43	16,326	0.43	32,460
236	LC	08/21/14	1681	ELIGIBILITY WKR I	N	SR12	03	P	A	0.58	18,117	0.58	31,236

Department of Human Services
Personnel Separations from July 1, 2014 to November 30, 2015

Table 14

<u>Prog ID</u>	<u>Sub-Org</u>	<u>Separation Date</u>	<u>Position Number</u>	<u>Position Title</u>	<u>Exempt (Y/N)</u>	<u>SR Level</u>	<u>BU Code</u>	<u>T/P</u>	<u>MOF</u>	<u>Budgeted FTE</u>	<u>Budgeted Salary</u>	<u>Adjusted Actual FTE</u>	<u>Annualized Actual Salary</u>
236	LC	08/21/14	1681	ELIGIBILITY WKR I	N	SR12	03	P	N	0.42	13,119	0.42	31,236
236	LC	12/02/14	1691	ELIGIBILITY WKR III	N	SR12	03	P	A	0.57	28,482	0.57	49,968
236	LC	12/02/14	1691	ELIGIBILITY WKR III	N	SR12	03	P	N	0.43	21,486	0.43	49,968
236	LC	10/02/15	1713	ELIGIBILITY WKR III	N	SR16	03	P	A	0.56	23,903	0.56	42,684
236	LC	10/02/15	1713	ELIGIBILITY WKR III	N	SR16	03	P	N	0.44	18,781	0.44	42,684
236	LC	09/02/15	4681	ELIGIBILITY WKR III	N	SR16	03	P	A	0.57	30,787	0.57	56,172
236	LC	09/02/15	4681	ELIGIBILITY WKR III	N	SR16	03	P	N	0.43	23,225	0.43	56,172
236	LC	01/14/15	5476	OFFICE ASSISTANT III	N	SR08	03	P	A	0.57	15,828	0.57	26,700
236	LC	01/14/15	5476	OFFICE ASSISTANT III	N	SR08	03	P	N	0.43	11,940	0.43	26,700
236	LC	11/27/15	5476	OFFICE ASSISTANT III	N	SR08	03	P	A	0.57	15,828	0.57	26,700
236	LC	11/27/15	5476	OFFICE ASSISTANT III	N	SR08	03	P	N	0.43	11,940	0.43	26,700
236	LC	07/11/14	5583	OFFICE ASSISTANT III	N	SR08	03	P	A	0.57	22,510	0.57	39,492
236	LC	07/11/14	5583	OFFICE ASSISTANT III	N	SR08	03	P	N	0.43	16,982	0.43	39,492
236	LC	04/16/15	5583	OFFICE ASSISTANT III	N	SR08	03	P	A	0.57	22,510	0.57	39,492
236	LC	04/16/15	5583	OFFICE ASSISTANT III	N	SR08	03	P	N	0.43	16,982	0.43	39,492
236	LC	10/25/15	6392	ELIGIBILITY WKR III	N	SR16	03	P	A	0.57	24,330	0.57	42,684
236	LC	10/25/15	6392	ELIGIBILITY WKR III	N	SR16	03	P	N	0.43	18,354	0.43	42,684
236	LC	12/02/14	6408	ELIGIBILITY WKR III	N	SR12	03	P	A	0.57	24,330	0.57	42,684
236	LC	12/02/14	6408	ELIGIBILITY WKR III	N	SR12	03	P	N	0.43	18,354	0.43	42,684
236	LC	11/02/15	7704	ELIGIBILITY WKR III	N	SR16	03	P	A	0.57	28,482	0.57	51,924
236	LC	11/02/15	7704	ELIGIBILITY WKR III	N	SR16	03	P	N	0.43	21,486	0.43	51,924
236	LC	11/02/14	7710	ELIGIBILITY WKR III	N	SR12	03	P	A	0.57	30,787	0.57	54,012
236	LC	11/02/14	7710	ELIGIBILITY WKR III	N	SR12	03	P	N	0.43	23,225	0.43	54,012
236	LC	03/02/15	11915	ELIGIBILITY WKR III	N	SR12	03	P	A	0.57	33,297	0.57	58,416
236	LC	03/02/15	11915	ELIGIBILITY WKR III	N	SR12	03	P	N	0.43	25,119	0.43	58,416
236	LC	08/02/15	17684	ELIGIBILITY WKR III	N	SR12	03	P	A	0.57	30,787	0.57	56,172
236	LC	08/02/15	17684	ELIGIBILITY WKR III	N	SR12	03	P	N	0.43	23,225	0.43	56,172
236	LC	11/02/14	17689	ELIGIBILITY WKR I	N	SR14	03	P	A	0.57	18,502	0.57	35,112
236	LC	11/02/14	17689	ELIGIBILITY WKR I	N	SR14	03	P	N	0.43	13,958	0.43	35,112

Department of Human Services
Personnel Separations from July 1, 2014 to November 30, 2015

Table 14

<u>Prog ID</u>	<u>Sub-Org</u>	<u>Separation Date</u>	<u>Position Number</u>	<u>Position Title</u>	<u>Exempt (Y/N)</u>	<u>SR Level</u>	<u>BU Code</u>	<u>T/P</u>	<u>MOF</u>	<u>Budgeted FTE</u>	<u>Budgeted Salary</u>	<u>Adjusted Actual FTE</u>	<u>Annualized Actual Salary</u>
236	LC	10/08/15	18703	ELIGIBILITY WKR V	N	SR20	04	P	A	0.57	36,006	0.57	65,736
236	LC	10/08/15	18703	ELIGIBILITY WKR V	N	SR20	04	P	N	0.43	27,162	0.43	65,736
236	LC	03/08/15	18936	OFFICE ASSISTANT III	N	SR08	03	P	A	0.57	15,219	0.57	26,707
236	LC	03/08/15	18936	OFFICE ASSISTANT III	N	SR08	03	P	N	0.43	11,481	0.43	26,707
236	LC	10/02/14	21500	ELIGIBILITY WKR V	N	SR20	04	P	A	0.57	38,995	0.57	68,412
236	LC	10/02/14	21500	ELIGIBILITY WKR V	N	SR20	04	P	N	0.43	29,417	0.43	68,412
236	LC	04/02/15	21501	SECRETARY I	N	SR12	03	P	A	0.57	21,649	0.57	37,980
236	LC	04/02/15	21501	SECRETARY I	N	SR12	03	P	N	0.43	16,331	0.43	37,980
236	LC	01/01/15	21506	ELIGIBILITY WKR III	N	SR12	03	P	A	0.57	23,406	0.57	41,064
236	LC	01/01/15	21506	ELIGIBILITY WKR III	N	SR12	03	P	N	0.43	17,658	0.43	41,064
236	LC	09/06/14	22142	ELIGIBILITY WKR II	N	SR16	03	P	A	0.57	20,014	0.57	35,112
236	LC	09/06/14	22142	ELIGIBILITY WKR II	N	SR16	03	P	N	0.43	15,098	0.43	35,112
236	LC	01/01/15	22150	ELIGIBILITY WKR III	N	SR12	03	P	A	0.57	32,018	0.57	56,172
236	LC	01/01/15	22150	ELIGIBILITY WKR III	N	SR12	03	P	N	0.43	24,154	0.43	56,172
236	LC	10/30/15	22152	ELIGIBILITY WKR I	N	SR12	03	P	A	0.57	20,014	0.57	36,468
236	LC	10/30/15	22152	ELIGIBILITY WKR I	N	SR12	03	P	N	0.43	15,098	0.43	36,468
236	LC	10/11/15	22286	OFFICE ASSISTANT III	N	SR08	03	P	A	0.57	17,093	0.57	26,707
236	LC	10/11/15	22286	OFFICE ASSISTANT III	N	SR08	03	P	N	0.43	12,895	0.43	26,707
236	LC	03/02/15	22383	OFFICE ASSISTANT III	N	SR08	03	P	A	0.57	20,787	0.57	36,468
236	LC	03/02/15	22383	OFFICE ASSISTANT III	N	SR08	03	P	N	0.43	15,681	0.43	36,468
236	LC	10/02/15	22383	OFFICE ASSISTANT III	N	SR08	03	P	A	0.57	20,787	0.57	36,468
236	LC	10/02/15	22383	OFFICE ASSISTANT III	N	SR08	03	P	N	0.43	15,681	0.43	36,468
236	LC	10/02/15	22521	ELIGIBILITY WKR III	N	SR16	03	P	A	0.57	24,330	0.57	44,388
236	LC	10/02/15	22521	ELIGIBILITY WKR III	N	SR16	03	P	N	0.43	18,354	0.43	44,388
236	LC	08/20/14	24182	ELIGIBILITY WKR I	N	SR12	03	P	A	0.57	17,805	0.57	31,236
236	LC	08/20/14	24182	ELIGIBILITY WKR I	N	SR12	03	P	N	0.43	13,431	0.43	31,236
236	LC	12/21/14	24493	ELIGIBILITY WKR I	N	SR12	03	P	A	0.57	18,502	0.57	32,460
236	LC	12/21/14	24493	ELIGIBILITY WKR I	N	SR12	03	P	N	0.43	13,958	0.43	32,460
236	LC	09/23/15	24827	OFFICE ASSISTANT III	N	SR08	03	P	A	0.57	15,828	0.57	28,872

Department of Human Services
Personnel Separations from July 1, 2014 to November 30, 2015

Table 14

<u>Prog ID</u>	<u>Sub-Org</u>	<u>Separation Date</u>	<u>Position Number</u>	<u>Position Title</u>	<u>Exempt (Y/N)</u>	<u>SR Level</u>	<u>BU Code</u>	<u>T/P</u>	<u>MOF</u>	<u>Budgeted FTE</u>	<u>Budgeted Salary</u>	<u>Adjusted Actual FTE</u>	<u>Annualized Actual Salary</u>
236	LC	09/23/15	24827	OFFICE ASSISTANT III	N	SR08	03	P	N	0.43	11,940	0.43	28,872
236	LC	11/30/14	24975	ELIGIBILITY WKR I	N	SR14	03	P	A	0.57	18,502	0.57	32,460
236	LC	11/30/14	24975	ELIGIBILITY WKR I	N	SR14	03	P	N	0.43	13,958	0.43	32,460
236	LC	07/02/15	24984	ELIGIBILITY WKR III	N	SR12	03	P	A	0.57	30,787	0.57	54,012
236	LC	07/02/15	24984	ELIGIBILITY WKR III	N	SR12	03	P	N	0.43	23,225	0.43	54,012
236	LC	12/02/15	25725	ELIGIBILITY WKR III	N	SR16	03	P	A	0.57	29,597	0.57	54,012
236	LC	12/02/15	25725	ELIGIBILITY WKR III	N	SR16	03	P	N	0.43	22,327	0.43	54,012
236	LC	12/19/14	26393	SECRETARY II	N	SR14	03	P	A	0.57	19,220	0.57	33,720
236	LC	12/19/14	26393	SECRETARY II	N	SR14	03	P	N	0.43	14,500	0.43	33,720
236	LC	04/01/15	26801	OFFICE ASSISTANT III	N	SR08	03	P	A	0.57	15,828	0.57	27,768
236	LC	04/01/15	26801	OFFICE ASSISTANT III	N	SR08	03	P	N	0.43	11,940	0.43	27,768
236	LC	10/11/15	27449	ELIGIBILITY WKR III	N	SR12	03	P	A	0.57	21,649	0.57	39,492
236	LC	10/11/15	27449	ELIGIBILITY WKR III	N	SR12	03	P	N	0.43	16,331	0.43	39,492
236	LC	03/02/15	28051	ELIGIBILITY WKR III	N	SR16	03	P	A	0.57	29,597	0.57	51,924
236	LC	03/02/15	28051	ELIGIBILITY WKR III	N	SR16	03	P	N	0.43	22,327	0.43	51,924
236	LC	11/02/15	28085	ELIGIBILITY WKR III	N	SR16	03	P	A	0.57	29,597	0.57	56,172
236	LC	11/02/15	28085	ELIGIBILITY WKR III	N	SR16	03	P	N	0.43	22,327	0.43	56,172
236	LC	05/06/15	28099	OFFICE ASSISTANT III	N	SR08	03	P	A	0.57	15,219	0.57	26,700
236	LC	05/06/15	28099	OFFICE ASSISTANT III	N	SR08	03	P	N	0.43	11,481	0.43	26,700
236	LC	06/02/15	28102	SECRETARY I	N	SR12	03	P	A	0.57	23,406	0.57	41,064
236	LC	06/02/15	28102	SECRETARY I	N	SR12	03	P	N	0.43	17,658	0.43	41,064
236	LC	08/10/14	28112	ELIGIBILITY WKR II	N	SR12	03	P	A	0.57	20,014	0.57	35,112
236	LC	08/10/14	28112	ELIGIBILITY WKR II	N	SR12	03	P	N	0.43	15,098	0.43	35,112
236	LC	06/02/15	28121	ELIGIBILITY WKR III	N	SR12	03	P	A	0.57	25,301	0.57	44,388
236	LC	06/02/15	28121	ELIGIBILITY WKR III	N	SR12	03	P	N	0.43	19,087	0.43	44,388
236	LC	11/23/14	28125	ELIGIBILITY WKR I	N	SR12	03	P	A	0.57	17,805	0.57	31,236
236	LC	11/23/14	28125	ELIGIBILITY WKR I	N	SR12	03	P	N	0.43	13,431	0.43	31,236
236	LC	10/19/14	28208	OFFICE ASSISTANT III	N	SR08	03	P	A	0.57	15,219	0.57	26,700
236	LC	10/19/14	28208	OFFICE ASSISTANT III	N	SR08	03	P	N	0.43	11,481	0.43	26,700

Department of Human Services
Personnel Separations from July 1, 2014 to November 30, 2015

Table 14

<u>Prog ID</u>	<u>Sub-Org</u>	<u>Separation Date</u>	<u>Position Number</u>	<u>Position Title</u>	<u>Exempt (Y/N)</u>	<u>SR Level</u>	<u>BU Code</u>	<u>T/P</u>	<u>MOF</u>	<u>Budgeted FTE</u>	<u>Budgeted Salary</u>	<u>Adjusted Actual FTE</u>	<u>Annualized Actual Salary</u>
236	LC	08/16/15	28217	ELIGIBILITY WKR I	N	SR12	03	P	A	0.57	18,502	0.57	36,468
236	LC	08/16/15	28217	ELIGIBILITY WKR I	N	SR12	03	P	N	0.43	13,958	0.43	36,468
236	LC	01/01/15	28223	ELIGIBILITY WKR III	N	SR12	03	P	A	0.57	27,374	0.57	48,024
236	LC	01/01/15	28223	ELIGIBILITY WKR III	N	SR12	03	P	N	0.43	20,650	0.43	48,024
236	LC	09/02/15	28255	ELIGIBILITY WKR III	N	SR16	03	P	A	0.57	33,297	0.57	58,416
236	LC	09/02/15	28255	ELIGIBILITY WKR III	N	SR16	03	P	N	0.43	25,119	0.43	58,416
236	LC	01/01/15	28264	ELIGIBILITY WKR I	N	SR12	03	P	A	0.57	20,014	0.57	35,112
236	LC	01/01/15	28264	ELIGIBILITY WKR I	N	SR12	03	P	N	0.43	15,098	0.43	35,112
236	LC	06/25/15	28274	ELIGIBILITY WKR II	N	SR16	03	P	A	0.57	21,649	0.57	37,980
236	LC	06/25/15	28274	ELIGIBILITY WKR II	N	SR16	03	P	N	0.43	16,331	0.43	37,980
236	LC	03/08/15	30371	ELIGIBILITY WKR I	N	SR12	03	P	A	0.57	20,014	0.57	35,112
236	LC	03/08/15	30371	ELIGIBILITY WKR I	N	SR12	03	P	N	0.43	15,098	0.43	35,112
236	LC	01/01/15	31189	ELIGIBILITY WKR III	N	SR14	03	P	A	0.57	32,018	0.57	56,172
236	LC	01/01/15	31189	ELIGIBILITY WKR III	N	SR14	03	P	N	0.43	24,154	0.43	56,172
236	LC	05/31/15	31448	OFFICE ASSISTANT III	N	SR08	03	P	A	0.57	15,219	0.57	26,700
236	LC	05/31/15	31448	OFFICE ASSISTANT III	N	SR08	03	P	N	0.43	11,481	0.43	26,700
236	LC	04/02/15	32385	ELIGIBILITY WKR III	N	SR12	03	P	A	0.57	28,482	0.57	49,968
236	LC	04/02/15	32385	ELIGIBILITY WKR III	N	SR12	03	P	N	0.43	21,486	0.43	49,968
236	LC	11/14/14	32644	ELIGIBILITY WKR I	N	SR14	03	P	A	0.57	20,014	0.57	35,112
236	LC	11/14/14	32644	ELIGIBILITY WKR I	N	SR14	03	P	N	0.43	15,098	0.43	35,112
236	LC	08/02/15	33159	ELIGIBILITY WKR III	N	SR12	03	P	A	0.57	32,018	0.57	58,416
236	LC	08/02/15	33159	ELIGIBILITY WKR III	N	SR12	03	P	N	0.43	24,154	0.43	58,416
236	LC	07/13/14	33907	OFFICE ASSISTANT III	N	SR08	03	P	A	0.57	15,828	0.57	27,768
236	LC	07/13/14	33907	OFFICE ASSISTANT III	N	SR08	03	P	N	0.43	11,940	0.43	27,768
236	LC	12/02/15	34712	ELIGIBILITY WKR III	N	SR16	03	P	A	0.57	23,406	0.57	42,684
236	LC	12/02/15	34712	ELIGIBILITY WKR III	N	SR16	03	P	N	0.43	17,658	0.43	42,684
236	LC	11/02/15	43790	SELF-SUFF/SUPP SVCS SUPVR II	N	SR24	23	P	A	0.50	31,758	0.50	62,424
236	LC	11/02/15	43790	SELF-SUFF/SUPP SVCS SUPVR II	N	SR24	23	P	N	0.50	31,758	0.50	62,424
236	LC	12/02/14	45442	SECRETARY I	N	SR12	03	P	A	0.50	24,984	0.50	49,968

Department of Human Services
Personnel Separations from July 1, 2014 to November 30, 2015

Table 14

<u>Prog ID</u>	<u>Sub-Org</u>	<u>Separation Date</u>	<u>Position Number</u>	<u>Position Title</u>	<u>Exempt (Y/N)</u>	<u>SR Level</u>	<u>BU Code</u>	<u>T/P</u>	<u>MOF</u>	<u>Budgeted FTE</u>	<u>Budgeted Salary</u>	<u>Adjusted Actual FTE</u>	<u>Annualized Actual Salary</u>
236	LC	12/02/14	45442	SECRETARY I	N	SR12	03	P	N	0.50	24,984	0.50	49,968
236	LC	08/02/14	45462	SECRETARY I	N	SR12	03	P	A	0.50	20,520	0.50	42,684
236	LC	08/02/14	45462	SECRETARY I	N	SR12	03	P	N	0.50	20,520	0.50	42,684
236	LC	08/02/14	45469	SELF-SUFF/SUPP SVCS SPCLT III	N	SR18	13	P	A	0.50	30,531	0.50	60,012
236	LC	08/02/14	45469	SELF-SUFF/SUPP SVCS SPCLT III	N	SR18	13	P	N	0.50	30,531	0.50	60,012
236	LC	09/12/15	120844	OFFICE ASSISTANT III	N	SR08	03	P	A	0.57	14,070	0.57	26,700
236	LC	09/12/15	120844	OFFICE ASSISTANT III	N	SR08	03	P	N	0.43	10,614	0.43	26,700
238	GB	08/31/14	24453	OFFICE ASSISTANT III	N	SR08	03	P	N	1.00	26,700	1.00	26,700
238	GB	08/02/15	24771	DISABILITY CLAIMS SPCLT IV	N	SR22	13	P	N	1.00	63,516	1.00	64,920
238	GB	09/28/14	45066	PROFESSIONAL TRAINEE I	N	SR16	13	P	N	1.00	38,118	1.00	37,464
301	SA	02/02/15	1678	CHILD/ADULT PROTETV SVCS SPCLT	N	SR23	13	P	A	0.60	36,637	0.60	60,012
301	SA	02/02/15	1678	CHILD/ADULT PROTETV SVCS SPCLT	N	SR23	13	P	N	0.40	24,425	0.40	60,012
301	SA	03/05/15	3471	HUMAN SVCS PROF IV	N	SR23	13	P	A	0.60	28,937	0.60	49,308
301	SA	03/05/15	3471	HUMAN SVCS PROF IV	N	SR23	13	P	N	0.40	19,291	0.40	49,308
301	SA	08/23/14	4538	CHILD/ADULT PROTETV SVCS SPCLT	N	SR20	13	P	A	0.60	29,585	0.60	49,317
301	SA	08/23/14	4538	CHILD/ADULT PROTETV SVCS SPCLT	N	SR20	13	P	N	0.40	19,723	0.40	49,317
301	SA	10/25/15	4538	CHILD/ADULT PROTETV SVCS SPCLT	N	SR20	13	P	A	0.60	29,585	0.60	49,317
301	SA	10/25/15	4538	CHILD/ADULT PROTETV SVCS SPCLT	N	SR20	13	P	N	0.40	19,723	0.40	49,317
301	SA	07/05/14	4679	SOCIAL WORKER IV	N	SR23	13	P	A	0.60	28,937	0.60	47,403
301	SA	07/05/14	4679	SOCIAL WORKER IV	N	SR23	13	P	N	0.40	19,291	0.40	47,403
301	SA	09/02/15	13236	SOCIAL WORKER IV	N	SR23	13	P	A	0.60	28,937	0.60	51,300
301	SA	09/02/15	13236	SOCIAL WORKER IV	N	SR23	13	P	N	0.40	19,291	0.40	51,300
301	SA	03/15/15	15569	CHILD/ADULT PROTETV SVCS SPCLT	N	SR23	13	P	A	0.60	35,237	0.60	57,720
301	SA	03/15/15	15569	CHILD/ADULT PROTETV SVCS SPCLT	N	SR23	13	P	N	0.40	23,491	0.40	57,720
301	SA	09/04/14	17695	CHILD/ADULT PROTETV SVCS SPCLT	N	SR20	13	P	A	0.60	31,320	0.60	51,300
301	SA	09/04/14	17695	CHILD/ADULT PROTETV SVCS SPCLT	N	SR20	13	P	N	0.40	20,880	0.40	51,300
301	SA	12/02/15	17698	SECRETARY I	N	SR12	03	P	A	0.60	27,713	0.60	48,024
301	SA	12/02/15	17698	SECRETARY I	N	SR12	03	P	N	0.40	18,475	0.40	48,024
301	SA	08/22/15	17700	SOCIAL WORKER V	N	SR25	23	P	A	0.60	39,632	0.60	70,188

Department of Human Services
Personnel Separations from July 1, 2014 to November 30, 2015

Table 14

<u>Prog ID</u>	<u>Sub- Org</u>	<u>Separation Date</u>	<u>Position Number</u>	<u>Position Title</u>	<u>Exempt (Y/N)</u>	<u>SR Level</u>	<u>BU Code</u>	<u>T/P</u>	<u>MOF</u>	<u>Budgeted FTE</u>	<u>Budgeted Salary</u>	<u>Adjusted Actual FTE</u>	<u>Annualized Actual Salary</u>
301	SA	08/22/15	17700	SOCIAL WORKER V	N	SR25	23	P	N	0.40	26,422	0.40	70,188
301	SA	11/16/14	19410	HUMAN SVCS PROF III	N	SR22	13	P	A	0.60	26,748	0.60	43,812
301	SA	11/16/14	19410	HUMAN SVCS PROF III	N	SR22	13	P	N	0.40	17,832	0.40	43,812
301	SA	11/02/15	26395	SECRETARY I	N	SR12	03	P	A	0.60	18,022	0.60	32,460
301	SA	11/02/15	26395	SECRETARY I	N	SR12	03	P	N	0.40	12,014	0.40	32,460
301	SA	08/19/15	26703	HUMAN SVCS PROF III	N	SR20	13	P	A	0.60	26,748	0.60	43,805
301	SA	08/19/15	26703	HUMAN SVCS PROF III	N	SR20	13	P	N	0.40	17,832	0.40	43,805
301	SA	01/10/15	26704	HUMAN SVCS PROF III	N	SR20	13	P	A	0.60	26,748	0.60	43,812
301	SA	01/10/15	26704	HUMAN SVCS PROF III	N	SR20	13	P	N	0.40	17,832	0.40	43,812
301	SA	10/02/14	26707	SOCIAL WORKER III	N	SR22	13	P	A	0.60	26,748	0.60	43,812
301	SA	10/02/14	26707	SOCIAL WORKER III	N	SR22	13	P	N	0.40	17,832	0.40	43,812
301	SA	07/02/15	26768	HUMAN SVCS PROF III	N	SR18	13	P	A	0.60	26,748	0.60	51,300
301	SA	07/02/15	26768	HUMAN SVCS PROF III	N	SR18	13	P	N	0.40	17,832	0.40	51,300
301	SA	12/02/15	27193	HUMAN SERVICES PROF V	N	SR24	13	P	A	0.60	32,018	0.60	78,996
301	SA	12/02/15	27193	HUMAN SERVICES PROF V	N	SR24	13	P	N	0.40	21,346	0.40	78,996
301	SA	04/12/15	28420	CHILD/ADULT PROTETV SVCS SPCLT	N	SR18	13	P	A	0.60	30,103	0.60	40,539
301	SA	04/12/15	28420	CHILD/ADULT PROTETV SVCS SPCLT	N	SR18	13	P	N	0.40	20,069	0.40	40,539
301	SA	05/02/15	28420	CHILD/ADULT PROTETV SVCS SPCLT	N	SR18	13	P	A	0.60	30,103	0.60	40,539
301	SA	05/02/15	28420	CHILD/ADULT PROTETV SVCS SPCLT	N	SR18	13	P	N	0.40	20,069	0.40	40,539
301	SA	09/06/15	29223	CHILD/ADULT PROTETV SVCS SPCLT	N	SR23	13	P	A	0.60	33,876	0.60	55,488
301	SA	09/06/15	29223	CHILD/ADULT PROTETV SVCS SPCLT	N	SR23	13	P	N	0.40	22,584	0.40	55,488
301	SA	01/23/15	29540	CHILD/ADULT PROTETV SVCS SPCLT	N	SR20	13	P	A	0.60	29,585	0.60	43,812
301	SA	01/23/15	29540	CHILD/ADULT PROTETV SVCS SPCLT	N	SR20	13	P	N	0.40	19,723	0.40	43,812
301	SA	10/04/15	30692	CHILD/ADULT PROTETV SVCS SPCLT	N	SR23	13	P	A	0.60	35,237	0.60	57,720
301	SA	10/04/15	30692	CHILD/ADULT PROTETV SVCS SPCLT	N	SR23	13	P	N	0.40	23,491	0.40	57,720
301	SA	08/14/14	32765	HUMAN SVCS PROF IV	N	SR22	13	P	A	0.60	28,937	0.60	47,400
301	SA	08/14/14	32765	HUMAN SVCS PROF IV	N	SR22	13	P	N	0.40	19,291	0.40	47,400
301	SA	05/30/15	32966	CHILD/ADULT PROTETV SVCS SPCLT	N	SR18	13	P	A	0.60	42,851	0.60	40,539
301	SA	05/30/15	32966	CHILD/ADULT PROTETV SVCS SPCLT	N	SR18	13	P	N	0.40	28,567	0.40	40,539

Department of Human Services
Personnel Separations from July 1, 2014 to November 30, 2015

Table 14

<u>Prog ID</u>	<u>Sub- Org</u>	<u>Separation Date</u>	<u>Position Number</u>	<u>Position Title</u>	<u>Exempt (Y/N)</u>	<u>SR Level</u>	<u>BU Code</u>	<u>T/P</u>	<u>MOF</u>	<u>Budgeted FTE</u>	<u>Budgeted Salary</u>	<u>Adjusted Actual FTE</u>	<u>Annualized Actual Salary</u>
301	SA	05/08/15	33276	HUMAN SVCS PROF III	N	SR20	13	P	A	0.60	26,748	0.60	43,812
301	SA	05/08/15	33276	HUMAN SVCS PROF III	N	SR20	13	P	N	0.40	17,832	0.40	43,812
301	SA	07/02/15	34076	HUMAN SVCS PROF IV	N	SR23	13	P	A	0.60	28,937	0.60	51,300
301	SA	07/02/15	34076	HUMAN SVCS PROF IV	N	SR23	13	P	N	0.40	19,291	0.40	51,300
301	SA	07/03/15	34077	CHILD/ADULT PROTETV SVCS SPCLT	N	SR20	13	P	A	0.60	33,876	0.60	43,812
301	SA	07/03/15	34077	CHILD/ADULT PROTETV SVCS SPCLT	N	SR20	13	P	N	0.40	22,584	0.40	43,812
301	SA	09/18/15	34114	SOCIAL SERVICE AID III	N	SR11	03	P	A	0.60	18,742	0.60	31,236
301	SA	09/18/15	34114	SOCIAL SERVICE AID III	N	SR11	03	P	N	0.40	12,494	0.40	31,236
301	SA	03/01/15	34311	CHILD/ADULT PROTETV SVCS SPCLT	N	SR22	13	P	A	0.60	29,585	0.60	47,400
301	SA	03/01/15	34311	CHILD/ADULT PROTETV SVCS SPCLT	N	SR22	13	P	N	0.40	19,723	0.40	47,400
301	SA	05/17/15	34375	SECRETARY I	N	SR12	03	P	A	0.60	23,695	0.60	39,492
301	SA	05/17/15	34375	SECRETARY I	N	SR12	03	P	N	0.40	15,797	0.40	39,492
301	SA	05/17/15	34398	SOCIAL WORKER IV	N	SR18	13	P	A	0.60	28,937	0.60	47,400
301	SA	05/17/15	34398	SOCIAL WORKER IV	N	SR18	13	P	N	0.40	19,291	0.40	47,400
301	SA	07/02/15	36143	HUMAN SVCS PROF IV	N	SR20	13	P	A	0.60	28,937	0.60	43,812
301	SA	07/02/15	36143	HUMAN SVCS PROF IV	N	SR20	13	P	N	0.40	19,291	0.40	43,812
301	SA	01/24/15	36144	HUMAN SVCS PROF III	N	SR20	13	P	A	0.60	26,748	0.60	43,812
301	SA	01/24/15	36144	HUMAN SVCS PROF III	N	SR20	13	P	N	0.40	17,832	0.40	43,812
301	SA	04/02/15	36288	CHILD/ADULT PROTETV SVCS SPCLT	N	SR23	13	P	A	0.60	42,851	0.60	70,188
301	SA	04/02/15	36288	CHILD/ADULT PROTETV SVCS SPCLT	N	SR23	13	P	N	0.40	28,567	0.40	70,188
301	SA	10/26/14	36299	CHILD/ADULT PROTETV SVCS SPCLT	N	SR22	13	P	A	0.60	29,585	0.60	49,317
301	SA	10/26/14	36299	CHILD/ADULT PROTETV SVCS SPCLT	N	SR22	13	P	N	0.40	19,723	0.40	49,317
301	SA	08/28/14	36301	HUMAN SVCS PROF III	N	SR22	13	P	A	0.60	26,748	0.60	43,812
301	SA	08/28/14	36301	HUMAN SVCS PROF III	N	SR22	13	P	N	0.40	17,832	0.40	43,812
301	SA	06/26/15	36301	HUMAN SVCS PROF III	N	SR22	13	P	A	0.60	26,748	0.60	43,812
301	SA	06/26/15	36301	HUMAN SVCS PROF III	N	SR22	13	P	N	0.40	17,832	0.40	43,812
301	SA	10/11/15	36301	HUMAN SVCS PROF III	N	SR22	13	P	A	0.60	26,748	0.60	43,812
301	SA	10/11/15	36301	HUMAN SVCS PROF III	N	SR22	13	P	N	0.40	17,832	0.40	43,812
301	SA	08/09/15	36331	CHILD/ADULT PROTETV SVCS SPCLT	N	SR23	13	P	A	0.60	30,103	0.60	51,300

Department of Human Services
Personnel Separations from July 1, 2014 to November 30, 2015

Table 14

<u>Prog ID</u>	<u>Sub- Org</u>	<u>Separation Date</u>	<u>Position Number</u>	<u>Position Title</u>	<u>Exempt (Y/N)</u>	<u>SR Level</u>	<u>BU Code</u>	<u>T/P</u>	<u>MOF</u>	<u>Budgeted FTE</u>	<u>Budgeted Salary</u>	<u>Adjusted Actual FTE</u>	<u>Annualized Actual Salary</u>
301	SA	08/09/15	36331	CHILD/ADULT PROTETV SVCS SPCLT	N	SR23	13	P	N	0.40	20,069	0.40	51,300
301	SA	05/06/15	36418	SOCIAL SERVICE AID III	N	SR09	03	P	A	0.60	20,232	0.60	27,768
301	SA	05/06/15	36418	SOCIAL SERVICE AID III	N	SR09	03	P	N	0.40	13,488	0.40	27,768
301	SA	08/11/15	36510	SOCIAL SERVICE AID III	N	SR09	03	P	A	0.60	18,742	0.60	32,460
301	SA	08/11/15	36510	SOCIAL SERVICE AID III	N	SR09	03	P	N	0.40	12,494	0.40	32,460
301	SA	08/20/14	36695	SOCIAL WORKER V	N	SR25	23	P	A	0.60	32,580	0.60	53,364
301	SA	08/20/14	36695	SOCIAL WORKER V	N	SR25	23	P	N	0.40	21,720	0.40	53,364
301	SA	11/02/15	37200	SOCIAL WORKER V	N	SR24	13	P	A	0.60	48,226	0.60	78,996
301	SA	11/02/15	37200	SOCIAL WORKER V	N	SR24	13	P	N	0.40	32,150	0.40	78,996
301	SA	10/14/15	37618	CHILD/ADULT PROTETV SVCS SPCLT	N	SR23	13	P	A	0.60	30,103	0.60	51,300
301	SA	10/14/15	37618	CHILD/ADULT PROTETV SVCS SPCLT	N	SR23	13	P	N	0.40	20,069	0.40	51,300
301	SA	04/19/15	39423	SOCIAL SERVICE ASSISTANT IV	N	SR11	03	P	A	0.60	17,993	0.60	29,988
301	SA	04/19/15	39423	SOCIAL SERVICE ASSISTANT IV	N	SR11	03	P	N	0.40	11,995	0.40	29,988
301	SA	11/02/15	39883	STAFF SERVICES ASST I	N	SR14	03	P	A	0.60	22,788	0.60	41,064
301	SA	11/02/15	39883	STAFF SERVICES ASST I	N	SR14	03	P	N	0.40	15,192	0.40	41,064
301	SA	04/19/15	39944	CHILD/ADULT PROTETV SVCS SPCLT	N	SR23	13	P	A	0.60	35,237	0.60	57,720
301	SA	04/19/15	39944	CHILD/ADULT PROTETV SVCS SPCLT	N	SR23	13	P	N	0.40	23,491	0.40	57,720
301	SA	01/01/15	40759	SOCIAL SERVICE ASSISTANT IV	N	SR11	03	P	A	0.60	25,610	0.60	42,684
301	SA	01/01/15	40759	SOCIAL SERVICE ASSISTANT IV	N	SR11	03	P	N	0.40	17,074	0.40	42,684
301	SA	12/21/14	40885	SOCIAL SERVICE ASSISTANT IV	N	SR11	03	P	A	0.60	26,633	0.60	44,388
301	SA	12/21/14	40885	SOCIAL SERVICE ASSISTANT IV	N	SR11	03	P	N	0.40	17,755	0.40	44,388
301	SA	05/09/15	41103	CHILD/ADLT PROTV SVCS SUPVR II	N	SR27	23	P	A	0.60	52,146	0.60	60,012
301	SA	05/09/15	41103	CHILD/ADLT PROTV SVCS SUPVR II	N	SR27	23	P	N	0.40	34,764	0.40	60,012
301	SA	08/02/15	41934	CHILD/ADULT PROTETV SVCS SPCLT	N	SR23	13	P	A	0.60	36,637	0.60	62,424
301	SA	08/02/15	41934	CHILD/ADULT PROTETV SVCS SPCLT	N	SR23	13	P	N	0.40	24,425	0.40	62,424
301	SA	05/09/15	42347	SOCIAL SERVICE ASSISTANT IV	N	SR11	03	P	A	0.60	24,638	0.60	41,064
301	SA	05/09/15	42347	SOCIAL SERVICE ASSISTANT IV	N	SR11	03	P	N	0.40	16,426	0.40	41,064
301	SA	07/09/14	42368	SOCIAL WORKER IV	N	SR20	13	P	A	0.60	28,937	0.60	47,400
301	SA	07/09/14	42368	SOCIAL WORKER IV	N	SR20	13	P	N	0.40	19,291	0.40	47,400

Department of Human Services
Personnel Separations from July 1, 2014 to November 30, 2015

Table 14

<u>Prog ID</u>	<u>Sub-Org</u>	<u>Separation Date</u>	<u>Position Number</u>	<u>Position Title</u>	<u>Exempt (Y/N)</u>	<u>SR Level</u>	<u>BU Code</u>	<u>T/P</u>	<u>MOF</u>	<u>Budgeted FTE</u>	<u>Budgeted Salary</u>	<u>Adjusted Actual FTE</u>	<u>Annualized Actual Salary</u>
301	SA	02/08/15	42377	CHILD/ADULT PROTETV SVCS SPCLT	N	SR22	13	P	A	0.60	29,585	0.60	51,300
301	SA	02/08/15	42377	CHILD/ADULT PROTETV SVCS SPCLT	N	SR22	13	P	N	0.40	19,723	0.40	51,300
301	SA	11/02/14	42378	CHILD/ADULT PROTETV SVCS SPCLT	N	SR20	13	P	A	0.60	38,110	0.60	62,424
301	SA	11/02/14	42378	CHILD/ADULT PROTETV SVCS SPCLT	N	SR20	13	P	N	0.40	25,406	0.40	62,424
301	SA	06/28/15	42524	SOCIAL SERVICE ASSISTANT IV	N	SR11	03	P	A	0.60	17,302	0.60	29,994
301	SA	06/28/15	42524	SOCIAL SERVICE ASSISTANT IV	N	SR11	03	P	N	0.40	11,534	0.40	29,994
301	SA	11/15/15	42524	SOCIAL SERVICE ASSISTANT IV	N	SR11	03	P	A	0.60	17,302	0.60	29,994
301	SA	11/15/15	42524	SOCIAL SERVICE ASSISTANT IV	N	SR11	03	P	N	0.40	11,534	0.40	29,994
301	SA	11/29/15	42524	SOCIAL SERVICE ASSISTANT IV	N	SR11	03	P	A	0.60	17,302	0.60	29,994
301	SA	11/29/15	42524	SOCIAL SERVICE ASSISTANT IV	N	SR11	03	P	N	0.40	11,534	0.40	29,994
301	SA	07/02/15	42599	HUMAN SVCS PROF IV	N	SR20	13	P	A	0.60	28,937	0.60	43,812
301	SA	07/02/15	42599	HUMAN SVCS PROF IV	N	SR20	13	P	N	0.40	19,291	0.40	43,812
301	SA	02/26/15	43767	SOCIAL SERVICE ASSISTANT IV	N	SR11	03	P	A	0.60	18,742	0.60	31,236
301	SA	02/26/15	43767	SOCIAL SERVICE ASSISTANT IV	N	SR11	03	P	N	0.40	12,494	0.40	31,236
301	SA	09/16/15	43767	SOCIAL SERVICE ASSISTANT IV	N	SR11	03	P	A	0.60	18,742	0.60	31,236
301	SA	09/16/15	43767	SOCIAL SERVICE ASSISTANT IV	N	SR11	03	P	N	0.40	12,494	0.40	31,236
301	SA	08/02/14	43784	HUMAN SERVICES PROF III	N	SR20	13	P	A	0.60	36,007	0.60	62,424
301	SA	08/02/14	43784	HUMAN SERVICES PROF III	N	SR20	13	P	N	0.40	24,005	0.40	62,424
301	SA	07/19/15	44086	HUMAN SVCS PROF IV	N	SR20	13	P	A	0.60	33,876	0.60	43,812
301	SA	07/19/15	44086	CHILD/ADULT PROTETV SVCS SPCLT	N	SR20	13	P	N	0.40	19,723	0.40	43,812
301	SA	08/31/14	44707	HUMAN SVCS PROF III	N	SR22	13	P	A	0.60	26,748	0.60	43,812
301	SA	08/31/14	44707	HUMAN SVCS PROF III	N	SR22	13	P	N	0.40	17,832	0.40	43,812
301	SA	09/03/15	46327	OFFICE ASSISTANT III	N	SR08	03	P	A	0.60	16,661	0.60	28,872
301	SA	09/03/15	46327	OFFICE ASSISTANT III	N	SR08	03	P	N	0.40	10,680	0.40	28,872
301	SA	01/31/15	46328	OFFICE ASSISTANT III	N	SR08	03	P	A	0.60	16,661	0.60	27,768
301	SA	01/31/15	46328	OFFICE ASSISTANT III	N	SR08	03	P	N	0.40	10,680	0.40	27,768
301	SA	10/17/15	46328	OFFICE ASSISTANT III	N	SR08	03	P	A	0.60	16,661	0.60	27,768
301	SA	10/17/15	46328	OFFICE ASSISTANT III	N	SR08	03	P	N	0.40	10,680	0.40	27,768
301	SA	02/01/15	46364	SOCIAL SERVICE ASSISTANT IV	N	SR11	03	P	A	0.60	21,881	0.60	29,994

Department of Human Services
Personnel Separations from July 1, 2014 to November 30, 2015

Table 14

<u>Prog ID</u>	<u>Sub- Org</u>	<u>Separation Date</u>	<u>Position Number</u>	<u>Position Title</u>	<u>Exempt (Y/N)</u>	<u>SR Level</u>	<u>BU Code</u>	<u>T/P</u>	<u>MOF</u>	<u>Budgeted FTE</u>	<u>Budgeted Salary</u>	<u>Adjusted Actual FTE</u>	<u>Annualized Actual Salary</u>
301	SA	02/01/15	46364	SOCIAL SERVICE ASSISTANT IV	N	SR11	03	P	N	0.40	11,534	0.40	29,994
301	SA	05/04/15	46364	SOCIAL SERVICE ASSISTANT IV	N	SR11	03	P	A	0.60	21,881	0.60	29,994
301	SA	05/04/15	46364	SOCIAL SERVICE ASSISTANT IV	N	SR11	03	P	N	0.40	11,534	0.40	29,994
301	SA	08/02/15	46364	SOCIAL SERVICE ASSISTANT IV	N	SR11	03	P	A	0.60	21,881	0.60	29,994
301	SA	08/02/15	46364	SOCIAL SERVICE ASSISTANT IV	N	SR11	03	P	N	0.40	11,534	0.40	29,994
301	SA	08/31/14	46376	SOCIAL SERVICE AID III	N	SR09	03	P	A	0.60	16,661	0.60	27,768
301	SA	08/31/14	46376	SOCIAL SERVICE AID III	N	SR09	03	P	N	0.40	10,680	0.40	27,768
301	SA	12/02/14	46376	SOCIAL SERVICE AID III	N	SR09	03	P	A	0.60	16,661	0.60	27,768
301	SA	12/02/14	46376	SOCIAL SERVICE AID III	N	SR09	03	P	N	0.40	10,680	0.40	27,768
301	SA	03/01/15	46376	SOCIAL SERVICE AID III	N	SR09	03	P	A	0.60	16,661	0.60	27,768
301	SA	03/01/15	46376	SOCIAL SERVICE AID III	N	SR09	03	P	N	0.40	10,680	0.40	27,768
301	SA	05/02/15	46376	SOCIAL SERVICE AID III	N	SR09	03	P	A	0.60	16,661	0.60	27,768
301	SA	05/02/15	46376	SOCIAL SERVICE AID III	N	SR09	03	P	N	0.40	10,680	0.40	27,768
301	SA	04/04/15	47441	SOCIAL SERVICE ASSISTANT IV	N	SR11	03	P	A	0.60	21,067	0.60	35,112
301	SA	04/04/15	47441	SOCIAL SERVICE ASSISTANT IV	N	SR11	03	P	N	0.40	13,502	0.40	35,112
301	SA	09/02/15	108920	SOCIAL SERVICE AID III	N	SR09	03	P	A	0.60	16,661	0.60	27,768
301	SA	09/02/15	108920	SOCIAL SERVICE AID III	N	SR09	03	P	N	0.40	10,680	0.40	27,768
301	SA	01/25/15	110569	SOCIAL SERVICE AID III	N	SR09	03	P	A	0.60	16,020	0.60	27,768
301	SA	01/25/15	110569	SOCIAL SERVICE AID III	N	SR09	03	P	N	0.40	10,680	0.40	27,768
301	SA	09/19/14	113138	SOCIAL WORKER III	N	SR20	13	P	A	0.60	26,748	0.60	43,812
301	SA	09/19/14	113138	SOCIAL WORKER III	N	SR20	13	P	N	0.40	17,832	0.40	43,812
301	SA	12/02/15	116641	ELIGIBILITY WKR IV	N	SR18	03	P	A	0.60	35,050	0.60	63,168
301	SA	12/02/15	116641	ELIGIBILITY WKR IV	N	SR18	03	P	N	0.40	23,366	0.40	63,168
301	SA	08/10/14	117488	SOCIAL SERVICE AID III	N	SR09	03	P	A	0.60	16,661	0.60	27,768
301	SA	08/10/14	117488	SOCIAL SERVICE AID III	N	SR09	03	P	N	0.40	11,107	0.40	27,768
301	SA	08/28/14	117488	SOCIAL SERVICE AID III	N	SR09	03	P	A	0.60	16,661	0.60	27,768
301	SA	08/28/14	117488	SOCIAL SERVICE AID III	N	SR09	03	P	N	0.40	11,107	0.40	27,768
301	SA	12/21/14	117492	SOCIAL SERVICE AID III	N	SR09	03	P	A	0.60	16,020	0.60	27,768
301	SA	12/21/14	117492	SOCIAL SERVICE AID III	N	SR09	03	P	N	0.40	10,680	0.40	27,768

Department of Human Services
Personnel Separations from July 1, 2014 to November 30, 2015

Table 14

<u>Prog ID</u>	<u>Sub-Org</u>	<u>Separation Date</u>	<u>Position Number</u>	<u>Position Title</u>	<u>Exempt (Y/N)</u>	<u>SR Level</u>	<u>BU Code</u>	<u>T/P</u>	<u>MOF</u>	<u>Budgeted FTE</u>	<u>Budgeted Salary</u>	<u>Adjusted Actual FTE</u>	<u>Annualized Actual Salary</u>
301	SA	01/07/15	117500	SOCIAL SERVICE AID III	N	SR09	03	P	A	0.60	17,323	0.60	28,872
301	SA	01/07/15	117500	SOCIAL SERVICE AID III	N	SR09	03	P	N	0.40	11,549	0.40	28,872
301	SA	05/31/15	118530	SOCIAL SERVICE AID III	N	SR09	03	P	A	0.60	16,654	0.60	27,768
301	SA	05/31/15	118530	SOCIAL SERVICE AID III	N	SR09	03	P	N	0.40	11,549	0.40	27,768
301	SA	08/01/15	118530	SOCIAL SERVICE AID III	N	SR09	03	P	A	0.60	16,654	0.60	27,768
301	SA	08/01/15	118530	SOCIAL SERVICE AID III	N	SR09	03	P	N	0.40	11,549	0.40	27,768
301	SA	02/19/15	118531	SOCIAL SERVICE AID III	N	SR09	03	P	A	0.60	16,654	0.60	27,768
301	SA	02/19/15	118531	SOCIAL SERVICE AID III	N	SR09	03	P	N	0.40	11,549	0.40	27,768
301	SA	08/20/15	118531	SOCIAL SERVICE AID III	N	SR09	03	P	A	0.60	16,654	0.60	27,768
301	SA	08/20/15	118531	SOCIAL SERVICE AID III	N	SR09	03	P	N	0.40	11,549	0.40	27,768
301	SA	11/22/15	118532	SOCIAL SERVICE AID III	N	SR09	03	P	A	0.60	16,654	0.60	27,768
301	SA	11/22/15	118532	SOCIAL SERVICE AID III	N	SR09	03	P	N	0.40	11,549	0.40	27,768
301	SA	04/02/15	118563	SOCIAL SERVICE AID III	N	SR09	03	P	N	1.00	28,872	1.00	28,872
301	SA	08/02/15	118563	SOCIAL SERVICE AID III	N	SR09	03	P	N	1.00	28,872	1.00	28,872
301	SA	12/14/14	118571	SOCIAL SERVICE ASSISTANT IV	N	SR11	03	P	N	1.00	28,836	1.00	29,994
301	SA	02/15/15	118571	SOCIAL SERVICE ASSISTANT IV	N	SR11	03	P	N	1.00	28,836	1.00	29,994
301	SA	02/10/15	118578	SOCIAL WORKER IV	N	SR20	13	P	A	0.60	28,440	0.60	49,317
301	SA	02/10/15	118578	SOCIAL WORKER IV	N	SR20	13	P	N	0.40	18,960	0.40	49,317
301	SA	05/11/15	118578	SOCIAL WORKER IV	N	SR20	13	P	A	0.60	28,440	0.60	49,317
301	SA	05/11/15	118578	SOCIAL WORKER IV	N	SR20	13	P	N	0.40	18,960	0.40	49,317
301	SA	07/12/15	118578	SOCIAL WORKER IV	N	SR20	13	P	A	0.60	28,440	0.60	49,317
301	SA	07/12/15	118578	SOCIAL WORKER IV	N	SR20	13	P	N	0.40	18,960	0.40	49,317
301	SA	05/31/15	118583	SECRETARY I	N	SR12	03	P	A	0.60	19,454	0.60	33,720
301	SA	05/31/15	118583	SECRETARY I	N	SR12	03	P	N	0.40	13,488	0.40	33,720
301	SA	04/29/15	118588	SOCIAL SERVICE AID III	N	SR07	03	P	N	1.00	27,768	1.00	27,768
301	SA	12/06/14	118592	SOCIAL WORKER IV	N	SR22	13	P	A	0.60	28,440	0.60	49,308
301	SA	12/06/14	118592	SOCIAL WORKER IV	N	SR22	13	P	N	0.40	20,069	0.40	49,308
302	DA	11/02/14	36853	SOCIAL SERVICE ASSISTANT IV	N	SR11	03	P	A	0.50	19,746	0.50	39,492
302	DA	11/02/14	36853	SOCIAL SERVICE ASSISTANT IV	N	SR11	03	P	N	0.50	18,984	0.50	39,492

Department of Human Services
Personnel Separations from July 1, 2014 to November 30, 2015

Table 14

<u>Prog ID</u>	<u>Sub-Org</u>	<u>Separation Date</u>	<u>Position Number</u>	<u>Position Title</u>	<u>Exempt (Y/N)</u>	<u>SR Level</u>	<u>BU Code</u>	<u>T/P</u>	<u>MOF</u>	<u>Budgeted FTE</u>	<u>Budgeted Salary</u>	<u>Adjusted Actual FTE</u>	<u>Annualized Actual Salary</u>
302	DA	05/18/15	47419	HUMAN SVCS PROF III	N	SR16	13	P	A	0.50	25,650	0.50	55,488
302	DA	05/18/15	47419	HUMAN SVCS PROF III	N	SR16	13	P	N	0.50	28,230	0.50	55,488
501	YA	12/02/14	43702	CHLDRN & YOUTH PRGM DEV OFFCR	N	EM03	35	P	A	1.00	85,422	1.00	76,788
501	YA	12/02/14	102142	EXEC DIR, OFFICE OF YOUTH SVCS	Y	SRNA	93	P	A	1.00	101,916	1.00	101,916
501	YA	09/02/15	102142	EXEC DIR, OFFICE OF YOUTH SVCS	Y	SRNA	93	P	A	1.00	101,916	1.00	101,916
501	YA	04/30/15	120294	JUV JUSTICE PRGM SPCLT	N	SR22	13	P	A	1.00	47,400	1.00	47,400
503	YB	01/01/15	2431	YOUTH CORRECTIONS OFFICER (FP)	N	CO04	10	P	A	1.00	55,314	1.00	54,900
503	YB	12/02/15	39608	STORES CLERK II	N	SR08	03	P	A	1.00	39,492	1.00	26,700
503	YB	11/09/14	51791	YOUTH CORRECTIONS OFFICER (E)	N	CO04	10	P	A	1.00	48,936	1.00	44,928
503	YB	01/29/15	117167	YOUTH CORRECTIONS OFFICER (FP)	N	CO04	10	P	A	1.00	53,088	1.00	48,816
503	YB	07/12/15	117169	YOUTH CORRECTIONS OFFICER (FP)	N	CO04	10	P	A	1.00	53,088	1.00	50,928
503	YB	11/16/14	117182	YOUTH CORRECTIONS OFFICER (FP)	N	CO04	10	P	A	1.00	53,088	1.00	48,576
503	YB	07/13/14	117183	YOUTH CORRECTIONS OFFICER (E)	N	CO04	10	P	A	1.00	53,088	1.00	48,576
503	YB	01/08/15	117215	CORRECTIONS RECR SPCLT II	N	SR16	13	P	A	1.00	38,988	1.00	37,464
503	YB	08/16/15	117903	INVESTIGATOR IV	N	SR22	13	P	A	1.00	50,172	1.00	47,400
503	YB	01/07/15	118511	GENERAL PROFESSIONAL III	N	SR20	13	P	A	1.00	50,172	1.00	49,308
503	YB	07/31/14	119127	YOUTH CORRECTIONS OFFICER (FP)	N	CO04	10	P	A	1.00	53,088	1.00	48,576
601	TA	08/02/14	1687	CHILD/ADULT PROTETV SVCS SPCLT	N	SR23	13	P	A	1.00	58,728	1.00	57,720
601	TA	08/30/15	1687	CHILD/ADULT PROTETV SVCS SPCLT	N	SR23	13	P	A	1.00	58,728	1.00	57,720
601	TA	09/02/14	6413	SECRETARY I	N	SR12	03	P	A	1.00	37,980	1.00	37,980
601	TA	12/28/14	21133	PROGRAM SPECIALIST (AGING) V	N	SR24	13	P	A	1.00	63,516	1.00	62,424
601	TA	09/21/14	21456	SOCIAL WORKER IV	N	SR22	13	P	A	1.00	48,228	1.00	47,400
601	TA	12/02/15	22287	SOCIAL SERVICE ASSISTANT IV	N	SR11	03	P	A	1.00	35,112	1.00	36,468
601	TA	01/01/15	22882	SECRETARY I	N	SR12	03	P	A	1.00	44,388	1.00	44,388
601	TA	08/13/14	34116	CHILD/ADLT PROTV SVCS SUPV I	N	SR25	23	P	A	1.00	74,310	1.00	73,032
601	TA	12/02/15	40708	CHILD/ADULT PROTETV SVCS SPCLT	N	SR23	13	P	A	1.00	63,516	1.00	62,424
601	TA	02/15/15	45168	CHILD/ADULT PROTETV SVCS SPCLT	N	SR22	13	P	A	1.00	49,308	1.00	49,308
601	TA	03/02/15	100419	HUMAN SVCS PROF V	N	SR24	13	P	A	1.00	61,062	1.00	62,424
601	TA	08/02/14	100505	CHILD/ADULT PROT SVCS SPCLT	N	SR23	13	P	A	1.00	64,920	1.00	70,188

Department of Human Services
Personnel Separations from July 1, 2014 to November 30, 2015

Table 14

<u>Prog ID</u>	<u>Sub-Org</u>	<u>Separation Date</u>	<u>Position Number</u>	<u>Position Title</u>	<u>Exempt (Y/N)</u>	<u>SR Level</u>	<u>BU Code</u>	<u>T/P</u>	<u>MOF</u>	<u>Budgeted FTE</u>	<u>Budgeted Salary</u>	<u>Adjusted Actual FTE</u>	<u>Annualized Actual Salary</u>
601	TA	11/07/14	113210	SOCIAL WORKER III	N	SR20	13	T	N	1.00	43,812	1.00	43,805
802	GA	01/01/15	6487	VOCATIONAL REHAB SPCLT IV	N	SR16	13	P	A	0.34	19,196	0.34	55,488
802	GA	01/01/15	6487	VOCATIONAL REHAB SPCLT IV	N	SR16	13	P	N	0.66	37,264	0.66	55,488
802	GA	09/06/15	8733	SECRETARY II	N	SR14	03	P	A	0.34	11,024	0.34	35,112
802	GA	09/06/15	8733	SECRETARY II	N	SR14	03	P	N	0.66	21,400	0.66	35,112
802	GA	01/22/15	10314	OFFICE ASSISTANT III	N	SR08	03	P	A	0.34	10,196	0.34	29,988
802	GA	01/22/15	10314	OFFICE ASSISTANT III	N	SR08	03	P	N	0.66	19,792	0.66	29,988
802	GA	11/30/14	10335	VOCATIONAL REHAB SPCLT III	N	SR20	13	P	A	0.34	15,157	0.34	43,812
802	GA	11/30/14	10335	VOCATIONAL REHAB SPCLT III	N	SR20	13	P	N	0.66	29,423	0.66	43,812
802	GA	10/02/14	12555	VOCATIONAL REHAB SPCLT III	N	SR18	13	P	A	0.34	15,157	0.34	43,812
802	GA	10/02/14	12555	VOCATIONAL REHAB SPCLT III	N	SR18	13	P	N	0.66	29,423	0.66	43,812
802	GA	09/21/14	14579	VOCATIONAL REHAB SPCLT I	N	SR16	13	P	A	0.34	12,960	0.34	37,464
802	GA	09/21/14	14579	VOCATIONAL REHAB SPCLT I	N	SR16	13	P	N	0.66	25,158	0.66	37,464
802	GA	01/04/15	15816	SECRETARY I	N	SR12	03	P	A	0.33	10,712	0.33	31,242
802	GA	01/04/15	15816	SECRETARY I	N	SR12	03	P	N	0.67	21,748	0.67	31,242
802	GA	11/30/14	15821	VOCATIONAL REHAB SPCLT I	N	SR16	13	P	A	0.33	12,579	0.33	37,464
802	GA	11/30/14	15821	VOCATIONAL REHAB SPCLT I	N	SR16	13	P	N	0.67	25,539	0.67	37,464
802	GA	01/25/15	23366	VENDING FACILITIES SPCLT	N	SR20	13	P	A	0.33	15,915	0.33	47,400
802	GA	01/25/15	23366	VENDING FACILITIES SPCLT	N	SR20	13	P	N	0.67	32,313	0.67	47,400
802	GA	04/04/15	24468	OFFICE ASSISTANT III	N	SR08	03	P	A	0.33	9,163	0.33	26,700
802	GA	04/04/15	24468	OFFICE ASSISTANT III	N	SR08	03	P	N	0.67	18,605	0.67	26,700
802	GA	05/02/15	24469	VOCATIONAL REHAB SPCLT I	N	SR16	13	P	A	0.33	12,579	0.33	37,464
802	GA	05/02/15	24469	VOCATIONAL REHAB SPCLT I	N	SR16	13	P	N	0.67	25,539	0.67	37,464
802	GA	12/07/14	51815	REHAB TEACHER FOR BLIND III	N	SR20	13	P	A	0.33	14,711	0.33	45,576
802	GA	12/07/14	51815	REHAB TEACHER FOR BLIND III	N	SR20	13	P	N	0.67	29,869	0.67	45,576
802	GA	10/18/15	120667	ACCOUNT CLERK III	N	SR11	03	T	A	0.33	9,896	0.33	31,236
802	GA	10/18/15	120667	ACCOUNT CLERK III	N	SR11	03	T	N	0.67	20,092	0.67	31,236
802	GA	04/17/15	120668	OFFICE ASSISTANT III	N	SR08	03	T	A	0.33	-	0.33	26,700
802	GA	04/17/15	120668	OFFICE ASSISTANT III	N	SR08	03	T	N	0.67	17,889	0.67	26,700

Department of Human Services
Personnel Separations from July 1, 2014 to November 30, 2015

Table 14

<u>Prog ID</u>	<u>Sub-Org</u>	<u>Separation Date</u>	<u>Position Number</u>	<u>Position Title</u>	<u>Exempt (Y/N)</u>	<u>SR Level</u>	<u>BU Code</u>	<u>T/P</u>	<u>MOF</u>	<u>Budgeted FTE</u>	<u>Budgeted Salary</u>	<u>Adjusted Actual FTE</u>	<u>Annualized Actual Salary</u>
888	CW	07/02/15	101624	EXECUTIVE DIRECTOR, CSW	Y	SRNA	13	T	A	1.00	61,260	1.00	61,260
901	MA	05/31/15	23326	OFFICE ASSISTANT III	N	SR08	03	P	A	0.75	19,250	0.75	31,236
901	MA	05/31/15	23326	OFFICE ASSISTANT III	N	SR08	03	P	N	0.25	6,417	0.25	31,236
901	MA	03/22/15	24433	SOCIAL WORKER IV	N	SR22	13	P	A	0.75	36,981	0.75	47,400
901	MA	03/22/15	24433	SOCIAL WORKER IV	N	SR22	13	P	N	0.25	12,327	0.25	47,400
901	MA	09/18/15	24433	SOCIAL WORKER IV	N	SR22	13	P	A	0.75	36,981	0.75	47,400
901	MA	09/18/15	24433	SOCIAL WORKER IV	N	SR22	13	P	N	0.25	12,327	0.25	47,400
901	MA	10/02/14	25105	HUMAN SVCS PROF V	N	SR26	13	P	A	0.75	60,282	0.75	78,996
901	MA	10/02/14	25105	HUMAN SVCS PROF V	N	SR26	13	P	N	0.25	20,094	0.25	78,996
902	IA	11/08/15	6389	SOCIAL WORKER IV	N	SR20	13	P	A	0.50	23,700	0.50	43,805
902	IA	11/08/15	6389	SOCIAL WORKER IV	N	SR20	13	P	N	0.50	23,700	0.50	43,805
902	IA	08/27/14	8492	CONTRACTS SPCLT (MED-QUEST)	N	SR22	13	P	A	0.50	28,230	0.50	55,488
902	IA	08/27/14	8492	CONTRACTS SPCLT (MED-QUEST)	N	SR22	13	P	N	0.50	28,230	0.50	55,488
902	IA	11/09/14	26589	CONTRACTS ASSISTANT I	N	SR13	03	P	A	0.50	15,606	0.50	32,469
902	IA	11/09/14	26589	CONTRACTS ASSISTANT I	N	SR13	03	P	N	0.50	15,606	0.50	32,469
902	IA	02/08/15	26589	CONTRACTS ASSISTANT I	N	SR13	03	P	A	0.50	15,606	0.50	32,469
902	IA	02/08/15	26589	CONTRACTS ASSISTANT I	N	SR13	03	P	N	0.50	15,606	0.50	32,469
902	IA	05/10/15	26589	CONTRACTS ASSISTANT I	N	SR13	03	P	A	0.50	15,606	0.50	32,469
902	IA	05/10/15	26589	CONTRACTS ASSISTANT I	N	SR13	03	P	N	0.50	15,606	0.50	32,469
902	IA	08/09/15	26589	CONTRACTS ASSISTANT I	N	SR13	03	P	A	0.50	15,606	0.50	32,469
902	IA	08/09/15	26589	CONTRACTS ASSISTANT I	N	SR13	03	P	N	0.50	15,606	0.50	32,469
902	IA	02/16/15	34817	REGISTERED NURSE V	N	SR24	09	P	A	0.25	24,825	0.25	96,158
902	IA	02/16/15	34817	REGISTERED NURSE V	N	SR24	09	P	N	0.75	74,475	0.75	96,158
902	IA	03/21/15	34817	REGISTERED NURSE V	N	SR24	09	P	A	0.25	24,825	0.25	96,158
902	IA	03/21/15	34817	REGISTERED NURSE V	N	SR24	09	P	N	0.75	74,475	0.75	96,158
902	IA	12/02/15	40579	HEALTH CARE FINCG (TPL) ASST	N	SR15	03	P	A	0.50	18,234	0.50	39,492
902	IA	12/02/15	40579	HEALTH CARE FINCG (TPL) ASST	N	SR15	03	P	N	0.50	18,234	0.50	39,492
902	IA	06/02/15	43324	SECRETARY I	N	SR12	03	P	A	0.50	17,556	0.50	35,112
902	IA	06/02/15	43324	SECRETARY I	N	SR12	03	P	N	0.50	17,556	0.50	35,112

Department of Human Services
Personnel Separations from July 1, 2014 to November 30, 2015

Table 14

<u>Prog ID</u>	<u>Sub- Org</u>	<u>Separation Date</u>	<u>Position Number</u>	<u>Position Title</u>	<u>Exempt (Y/N)</u>	<u>SR Level</u>	<u>BU Code</u>	<u>T/P</u>	<u>MOF</u>	<u>Budgeted FTE</u>	<u>Budgeted Salary</u>	<u>Adjusted Actual FTE</u>	<u>Annualized Actual Salary</u>
902	IA	01/01/15	47469	ELIGIBILITY WKR III	N	SR12	03	P	A	0.50	23,094	0.50	46,188
902	IA	01/01/15	47469	ELIGIBILITY WKR III	N	SR12	03	P	N	0.50	23,094	0.50	46,188
902	IA	11/14/14	47471	SECRETARY I	N	SR12	03	P	A	0.50	16,230	0.50	32,460
902	IA	11/14/14	47471	SECRETARY I	N	SR12	03	P	N	0.50	16,230	0.50	32,460
902	IA	08/05/15	47471	SECRETARY I	N	SR12	03	P	A	0.50	16,230	0.50	32,460
902	IA	08/05/15	47471	SECRETARY I	N	SR12	03	P	N	0.50	16,230	0.50	32,460
902	IA	08/02/14	47496	ELIGIBILITY WKR III	N	SR12	03	P	A	0.50	22,194	0.50	44,388
902	IA	08/02/14	47496	ELIGIBILITY WKR III	N	SR12	03	P	N	0.50	22,194	0.50	44,388
902	IA	10/02/14	47511	ELIGIBILITY WKR III	N	SR12	03	P	A	0.50	18,990	0.50	37,980
902	IA	10/02/14	47511	ELIGIBILITY WKR III	N	SR12	03	P	N	0.50	18,990	0.50	37,980
902	IA	04/02/15	48639	ELIGIBILITY WKR I	N	SR12	03	P	A	0.50	15,618	0.50	31,236
902	IA	04/02/15	48639	ELIGIBILITY WKR I	N	SR12	03	P	N	0.50	15,618	0.50	31,236
902	IA	11/02/14	48650	ELIGIBILITY WKR II	N	SR14	03	P	A	0.50	27,006	0.50	54,012
902	IA	11/02/14	48650	ELIGIBILITY WKR II	N	SR14	03	P	N	0.50	27,006	0.50	54,012
902	IA	11/07/15	48664	ELIGIBILITY WKR III	N	SR16	03	P	A	0.50	20,532	0.50	42,684
902	IA	11/07/15	48664	ELIGIBILITY WKR III	N	SR16	03	P	N	0.50	20,532	0.50	42,684
902	IA	01/02/15	48674	ELIGIBILITY PROGRAM SPCLT V	N	SR24	13	P	A	0.50	26,682	0.50	62,424
902	IA	01/02/15	48674	ELIGIBILITY PROGRAM SPCLT V	N	SR24	13	P	N	0.50	26,682	0.50	62,424
902	IA	05/23/15	48696	OFFICE ASSISTANT III	N	SR08	03	P	A	0.50	13,350	0.50	26,700
902	IA	05/23/15	48696	OFFICE ASSISTANT III	N	SR08	03	P	N	0.50	13,350	0.50	26,700
902	IA	03/19/15	51827	OFFICE ASSISTANT III	N	SR08	03	P	A	0.50	13,884	0.50	27,768
902	IA	03/19/15	51827	OFFICE ASSISTANT III	N	SR08	03	P	N	0.50	13,884	0.50	27,768
902	IA	08/18/14	51829	REGISTERED NURSE V	N	SR24	09	P	A	0.25	24,042	0.25	96,158
902	IA	08/18/14	51829	REGISTERED NURSE V	N	SR24	09	P	N	0.75	72,126	0.75	96,158
902	IA	11/16/14	51829	REGISTERED NURSE V	N	SR24	09	P	A	0.25	24,042	0.25	96,158
902	IA	11/16/14	51829	REGISTERED NURSE V	N	SR24	09	P	N	0.75	72,126	0.75	96,158
902	IA	08/02/14	51845	ELIGIBILITY PROGRAM SPCLT IV	N	SR22	13	P	A	0.50	34,347	0.50	67,512
902	IA	08/02/14	51845	ELIGIBILITY PROGRAM SPCLT IV	N	SR22	13	P	N	0.50	34,347	0.50	67,512
902	IA	08/05/15	51860	OFFICE ASSISTANT III	N	SR08	03	P	A	0.50	13,884	0.50	27,768

Department of Human Services
Personnel Separations from July 1, 2014 to November 30, 2015

Table 14

<u>Prog ID</u>	<u>Sub-Org</u>	<u>Separation Date</u>	<u>Position Number</u>	<u>Position Title</u>	<u>Exempt (Y/N)</u>	<u>SR Level</u>	<u>BU Code</u>	<u>T/P</u>	<u>MOF</u>	<u>Budgeted FTE</u>	<u>Budgeted Salary</u>	<u>Adjusted Actual FTE</u>	<u>Annualized Actual Salary</u>
902	IA	08/05/15	51860	OFFICE ASSISTANT III	N	SR08	03	P	N	0.50	13,884	0.50	27,768
902	IA	10/16/14	51861	OFFICE ASSISTANT III	N	SR08	03	P	A	0.50	13,884	0.50	27,768
902	IA	10/16/14	51861	OFFICE ASSISTANT III	N	SR08	03	P	N	0.50	13,884	0.50	27,768
902	IA	06/21/15	100483	REGISTERED NURSE V	N	SR26	29	P	A	0.25	24,042	0.25	96,158
902	IA	06/21/15	100483	REGISTERED NURSE V	N	SR26	29	P	N	0.75	72,126	0.75	96,158
902	IA	09/20/15	100483	REGISTERED NURSE V	N	SR26	29	P	A	0.25	24,042	0.25	96,158
902	IA	09/20/15	100483	REGISTERED NURSE V	N	SR26	29	P	N	0.75	72,126	0.75	96,158
902	IA	11/01/15	100483	REGISTERED NURSE V	N	SR26	29	P	A	0.25	24,042	0.25	96,158
902	IA	11/01/15	100483	REGISTERED NURSE V	N	SR26	29	P	N	0.75	72,126	0.75	96,158
902	IA	10/20/2015	108900	Gen Prof'l	Y	SR24	13	T	A	0.50	38,646	0.50	75,960
902	IA	10/20/2015	108900	Gen Prof'l	Y		13	T	N	0.50	38,646	0.50	75,960
902	IA	10/11/15	108908	HLTH CARE SVCS BR ADMR	Y	SRNA	13	T	A	0.50	70,302	0.50	140,604
902	IA	10/11/15	108908	HLTH CARE SVCS BR ADMR	Y	SRNA	13	T	N	0.50	70,302	0.50	140,604
902	IA	7/2/2015	108910	Gen Prof'l	Y	SRNA	13	T	A	0.50	33,762	0.50	67,524
902	IA	7/2/2015	108910	Gen Prof'l	Y		13	T	N	0.50	33,762	0.50	67,524
902	IA	08/02/15	108913	FINANCE OFFICER	Y	SRNA	13	T	A	0.50	86,484	0.50	172,968
902	IA	08/02/15	108913	FINANCE OFFICER	Y	SRNA	13	T	N	0.50	86,484	0.50	172,968
902	IA	11/02/14	111030	SECRETARY I	N	SR12	03	P	A	0.50	16,230	0.50	32,460
902	IA	11/02/14	111030	SECRETARY I	N	SR12	03	P	N	0.50	16,230	0.50	32,460
902	IA	11/07/15	111047	CONTMNTR&COMPL SECADMR	Y	SRNA	13	P	A	0.50	45,762	0.50	91,524
902	IA	11/07/15	111047	CONTMNTR&COMPL SECADMR	Y	SRNA	13	P	N	0.50	45,762	0.50	91,524
902	IA	7/2/2015	111099	Gen Prof'l	Y	SRNA	13	T	A	0.50	26,568	0.50	53,136
902	IA	7/2/2015	111099	Gen Prof'l	Y		13	T	N	0.50	26,568	0.50	53,136
902	IA	7/2/2015	111100	Gen Prof'l	Y	SRNA	13	T	A	0.50	24,660	0.50	49,320
902	IA	7/2/2015	111100	Gen Prof'l	Y		13	T	N	0.50	24,660	0.50	49,320
902	IA	03/01/15	119015	MED-QUEST ADMINISTRATOR		SRNA	93	P	A	0.50	117,500	0.50	254,184
902	IA	03/01/15	119015	MED-QUEST ADMINISTRATOR		SRNA	93	P	N	0.50	117,500	0.50	254,184
902	IA	08/02/15	119188	OFFICE ASSISTANT III	N	SR08	03	P	A	0.50	13,350	0.50	26,700
902	IA	08/02/15	119188	OFFICE ASSISTANT III	N	SR08	03	P	N	0.50	13,350	0.50	26,700

Department of Human Services
Personnel Separations from July 1, 2014 to November 30, 2015

Table 14

<u>Prog ID</u>	<u>Sub-Org</u>	<u>Separation Date</u>	<u>Position Number</u>	<u>Position Title</u>	<u>Exempt (Y/N)</u>	<u>SR Level</u>	<u>BU Code</u>	<u>T/P</u>	<u>MOF</u>	<u>Budgeted FTE</u>	<u>Budgeted Salary</u>	<u>Adjusted Actual FTE</u>	<u>Annualized Actual Salary</u>
902	IA	12/10/14	120775	ELIGIBILITY WORKER I	N	SR12	03	P	A	0.50	15,018	0.50	31,236
902	IA	12/10/14	120775	ELIGIBILITY WORKER I	N	SR12	03	P	N	0.50	15,018	0.50	31,236
902	IA	07/26/14	120776	ELIGIBILITY WORKER I	N	SR12	03	P	A	0.50	15,018	0.50	35,112
902	IA	07/26/14	120776	ELIGIBILITY WORKER I	N	SR12	03	P	N	0.50	15,018	0.50	35,112
902	IA	02/03/15	120776	ELIGIBILITY WORKER I	N	SR12	03	P	A	0.50	15,018	0.50	35,112
902	IA	02/03/15	120776	ELIGIBILITY WORKER I	N	SR12	03	P	N	0.50	15,018	0.50	35,112
902	IA	05/04/15	120776	ELIGIBILITY WORKER I	N	SR12	03	P	A	0.50	15,018	0.50	35,112
902	IA	05/04/15	120776	ELIGIBILITY WORKER I	N	SR12	03	P	N	0.50	15,018	0.50	35,112
902	IA	05/09/15	120776	ELIGIBILITY WORKER I	N	SR12	03	P	A	0.50	15,018	0.50	35,112
902	IA	05/09/15	120776	ELIGIBILITY WORKER I	N	SR12	03	P	N	0.50	15,018	0.50	35,112
902	IA	09/13/15	120810	OFFICE ASSISTANT III	N	SR08	03	P	A	0.50	12,834	0.50	26,700
902	IA	09/13/15	120810	OFFICE ASSISTANT III	N	SR08	03	P	N	0.50	12,834	0.50	26,700
902	IA	07/02/15	120829	OFFICE ASSISTANT III	N	SR08	03	P	A	0.50	12,834	0.50	28,872
902	IA	07/02/15	120829	OFFICE ASSISTANT III	N	SR08	03	P	N	0.50	12,834	0.50	28,872
902	IA	09/20/15	121014	OFFICE ASSISTANT III	N	SR08	03	P	A	0.50	12,834	0.50	27,768
902	IA	09/20/15	121014	OFFICE ASSISTANT III	N	SR08	03	P	N	0.50	12,834	0.50	27,768
902	IA	05/17/15	121015	OFFICE ASSISTANT III	N	SR08	03	P	A	0.50	12,834	0.50	26,700
902	IA	05/17/15	121015	OFFICE ASSISTANT III	N	SR08	03	P	N	0.50	12,834	0.50	26,700
903	FA	01/01/15	6415	ELIGIBILITY PROGRAM SPCLT V	N	SR24	13	P	A	0.53	42,599	0.53	78,996
903	FA	01/01/15	6415	ELIGIBILITY PROGRAM SPCLT V	N	SR24	13	P	N	0.47	37,777	0.47	78,996
903	FA	04/22/15	24977	OFFICE ASSISTANT III	N	SR08	03	P	A	0.57	15,828	0.57	26,700
903	FA	04/22/15	24977	OFFICE ASSISTANT III	N	SR08	03	P	N	0.43	11,940	0.43	26,700
903	FA	01/01/15	26043	ELIGIBILITY PROGRAM SPCLT V	N	SR24	13	P	A	0.53	42,599	0.53	78,996
903	FA	01/01/15	26043	ELIGIBILITY PROGRAM SPCLT V	N	SR24	13	P	N	0.47	37,777	0.47	78,996
903	FA	07/02/15	29833	INVESTIGATOR IV	N	SR22	13	P	A	0.53	32,363	0.53	62,424
903	FA	07/02/15	29833	INVESTIGATOR IV	N	SR22	13	P	N	0.47	28,699	0.47	62,424
903	FA	07/04/14	29834	INVESTIGATOR IV	N	SR22	13	P	A	0.53	25,124	0.53	47,403
903	FA	07/04/14	29834	INVESTIGATOR IV	N	SR22	13	P	N	0.47	22,279	0.47	47,403
903	FA	03/15/15	32803	INVESTIGATOR IV	N	SR22	73	P	A	0.53	25,561	0.53	47,400

Department of Human Services
Personnel Separations from July 1, 2014 to November 30, 2015

Table 14

<u>Prog ID</u>	<u>Sub-Org</u>	<u>Separation Date</u>	<u>Position Number</u>	<u>Position Title</u>	<u>Exempt (Y/N)</u>	<u>SR Level</u>	<u>BU Code</u>	<u>T/P</u>	<u>MOF</u>	<u>Budgeted FTE</u>	<u>Budgeted Salary</u>	<u>Adjusted Actual FTE</u>	<u>Annualized Actual Salary</u>
903	FA	03/15/15	32803	INVESTIGATOR IV	N	SR22	73	P	N	0.47	22,667	0.47	47,400
903	FA	07/15/15	32803	INVESTIGATOR IV	N	SR22	73	P	A	0.53	25,561	0.53	47,400
903	FA	07/15/15	32803	INVESTIGATOR IV	N	SR22	73	P	N	0.47	22,667	0.47	47,400
903	FA	10/11/15	32803	INVESTIGATOR IV	N	SR22	73	P	A	0.53	25,561	0.53	47,400
903	FA	10/11/15	32803	INVESTIGATOR IV	N	SR22	73	P	N	0.47	22,667	0.47	47,400
903	FA	07/02/15	33233	ELIGIBILITY WKR V	N	SR20	04	P	A	0.53	36,258	0.53	68,412
903	FA	07/02/15	33233	ELIGIBILITY WKR V	N	SR20	04	P	N	0.47	32,154	0.47	68,412
903	FA	09/07/14	121159	INVESTIGATOR IV	N	SR22	13	P	A	0.53	24,155	0.53	47,403
903	FA	09/07/14	121159	INVESTIGATOR IV	N	SR22	13	P	N	0.47	21,431	0.47	47,403
904	AA	09/02/14	1659	ADMINISTRATIVE ASSISTANT VI	N	SR26	73	P	A	1.00	83,580	1.00	82,140
904	AA	11/02/15	25463	INFORMATION TECHNOL SPCLT IV	N	SR22	13	P	A	0.65	42,935	0.65	67,512
904	AA	11/02/15	25463	INFORMATION TECHNOL SPCLT IV	N	SR22	13	P	N	0.35	23,119	0.35	67,512
904	AA	09/22/14	25941	ELIGIBILITY WKR IV	N	SR18	03	P	A	0.55	21,721	0.55	39,499
904	AA	09/22/14	25941	ELIGIBILITY WKR IV	N	SR18	03	P	N	0.45	17,771	0.45	39,499
904	AA	11/16/14	25941	ELIGIBILITY WKR IV	N	SR18	03	P	A	0.55	21,721	0.55	39,499
904	AA	11/16/14	25941	ELIGIBILITY WKR IV	N	SR18	03	P	N	0.45	17,771	0.45	39,499
904	AA	02/16/15	26377	ELIGIBILITY WKR IV	N	SR18	03	P	A	0.55	20,882	0.55	39,499
904	AA	02/16/15	26377	ELIGIBILITY WKR IV	N	SR18	03	P	N	0.45	17,086	0.45	39,499
904	AA	04/12/15	26377	ELIGIBILITY WKR IV	N	SR18	03	P	A	0.55	20,882	0.55	39,499
904	AA	04/12/15	26377	ELIGIBILITY WKR IV	N	SR18	03	P	N	0.45	17,086	0.45	39,499
904	AA	11/02/15	27323	ELIGIBILITY WKR IV	N	SR18	03	P	A	0.55	29,707	0.55	56,172
904	AA	11/02/15	27323	ELIGIBILITY WKR IV	N	SR18	03	P	N	0.45	24,305	0.45	56,172
904	AA	07/09/14	31863	PERSONNEL CLERK IV	N	SR11	63	P	A	1.00	31,236	1.00	31,236
904	AA	10/02/14	34005	PROGRAM BUDGET ANALYST V	N	SR24	93	P	A	1.00	77,292	1.00	75,960
904	AA	09/12/15	34005	PROGRAM BUDGET ANALYST V	N	SR24	93	P	A	1.00	77,292	1.00	75,960
904	AA	01/07/15	34112	ACCOUNT CLERK III	N	SR11	03	P	A	1.00	29,988	1.00	29,988
904	AA	08/02/14	42081	AUDITOR IV	N	SR22	13	P	A	1.00	68,694	1.00	67,512
904	AA	07/02/15	42083	PROGRAM BUDGET ANALYST IV	N	SR22	13	P	A	1.00	63,516	1.00	38,952
904	AA	08/05/15	43064	PERSONNEL MGMT SPECIALIST III	N	SR20	73	P	A	1.00	44,580	1.00	51,300

Department of Human Services
Personnel Separations from July 1, 2014 to November 30, 2015

Table 14

<u>Prog ID</u>	<u>Sub-Org</u>	<u>Separation Date</u>	<u>Position Number</u>	<u>Position Title</u>	<u>Exempt (Y/N)</u>	<u>SR Level</u>	<u>BU Code</u>	<u>T/P</u>	<u>MOF</u>	<u>Budgeted FTE</u>	<u>Budgeted Salary</u>	<u>Adjusted Actual FTE</u>	<u>Annualized Actual Salary</u>
904	AA	02/15/15	43876	INFORMATION TECHNOL SPCLT IV	N	SR22	13	P	A	0.65	31,348	0.65	47,400
904	AA	02/15/15	43876	INFORMATION TECHNOL SPCLT IV	N	SR22	13	P	N	0.35	16,880	0.35	47,400
904	AA	12/02/14	100009	PRIVATE SECRETARY III	Y	SR24	63	P	A	1.00	60,780	1.00	60,780
904	AA	09/02/15	100009	PRIVATE SECRETARY III	Y	SR24	63	P	A	1.00	60,780	1.00	60,780
904	AA	12/02/14	100049	PRIVATE SECRETARY II	Y	SR22	63	P	A	1.00	48,024	1.00	48,024
904	AA	01/17/15	100049	PRIVATE SECRETARY II	Y	SR22	63	P	A	1.00	48,024	1.00	48,024
904	AA	12/02/14	100128	DIR	Y	SRNA	00	P	A	1.00	138,936	1.00	136,212
904	AA	01/02/15	100128	DIR	Y	SRNA	00	P	A	1.00	138,936	1.00	136,212
904	AA	12/02/14	100225	DDIR	Y	SRNA	00	P	A	1.00	121,908	1.00	121,908
904	AA	12/02/14	120216	GOV'S COORDNTR ON HOMELESSNESS	Y	SRNA	73	T	A	1.00	97,236	1.00	97,236
904	AA	08/02/15	120216	GOV'S COORDNTR ON HOMELESSNESS	Y	SRNA	73	T	A	1.00	97,236	1.00	97,236
904	AA	07/26/15	120968	PUBLIC INFORMATION OFFICER	N	SR24	73	T	A	1.00	77,292	1.00	75,960
904	AA	11/14/15	120968	PUBLIC INFORMATION OFFICER	N	SR24	73	T	A	1.00	77,292	1.00	75,960

Department of Human Services
Positions Filled from July 1, 2014 to November 30, 2015

Table 15

Prog ID	Sub-Org	Effective Date Position Filled	Position Number	Position Title	Exempt (Y/N)	SR Level	BU Code	T/P	MOF	Budgeted FTE	Budgeted Salary	Adjusted Actual FTE	Annualized Actual Salary	Occupied by 89 Day Hire (Y/N)	Sort by PGM, Pos No, Effective Date, MOF.				
220	RH	06/30/15	4939	HOUSING GENERAL LABORER II	N	BC03	01	P	N	1.00	36,252.00	1.00	\$ 59,268	N					
220	RH	01/05/15	5475	PUBLIC HOUSING SPECIALIST I	N	SR16	13	P	N	1.00	38,118.00	1.00	\$ 65,700	N					
220	RH	06/30/15	5643	HOUSING BUILDING MTNCE HLPR	N	BC05	01	P	N	1.00	39,228.00	1.00	\$ 67,716	N					
220	RH	05/18/15	5856	OFFICE ASSISTANT IV	N	SR10	03	P	W	1.00	26,364.00	1.00	\$ 70,272	N					
220	RH	10/16/15	5856	OFFICE ASSISTANT IV	N	SR10	03	P	W	1.00	26,364.00	1.00	\$ 70,272	N					
220	RH	11/23/15	5951	CARPENTER I	N	BC09	01	P	N	1.00	49,182.00	1.00	\$ 71,412	N					
220	RH	06/30/15	6281	HSG GEN CONSTR & MTNCE SUPVR I	N	F110	02	P	N	1.00	55,740.00	1.00	\$ 75,372	N					
220	RH	06/30/15	6681	HOUSING GENERAL LABORER II	N	BC03	01	P	N	1.00	36,252.00	1.00	\$ 80,172	N					
220	RH	09/01/15	6693	PUBLIC HOUSING SUPERVISOR IV	N	SR22	73	P	N	1.00	54,300.00	1.00	\$ 47,403	Y					
220	RH	06/30/15	6791	HOUSING BUILDING MTNCE WKR II	N	WS09	01	P	N	1.00	51,288.00	1.00	\$ 81,492	N					
220	RH	06/30/15	6931	HOUSING BLDG MTNCE SUPVR I	N	F109	02	P	N	1.00	51,504.00	1.00	\$ 83,172	N					
220	RH	07/01/15	8548	PUBLIC HOUSING SUPERVISOR V	N	SR24	23	P	N	1.00	66,054.00	1.00	\$ 102,576	N					
220	RH	06/30/15	8636	HOUSING PAINTER I	N	BC09	01	P	N	1.00	47,268.00	1.00	\$ 103,632	N					
220	RH	09/22/14	8752	GEN CONSTR & MTNCE SUPVR I	N	SRNA	02	P	N	1.00	48,000.00	1.00	\$ 105,024	N					
220	RH	07/01/15	8752	GEN CONSTR & MTNCE SUPVR I	N	SRNA	02	P	N	1.00	48,000.00	1.00	\$ 105,024	N					
220	RH	10/07/15	8752	GEN CONSTR & MTNCE SUPVR I	N	SRNA	02	P	N	1.00	48,000.00	1.00	\$ 105,024	N					
220	RH	11/05/15	8753	BUILDING MAINTENANCE WORKER II	N	WS09	01	P	N	1.00	52,194.00	1.00	\$ 105,036	N					
220	RH	06/30/15	8832	HSG GEN CONSTR & MTNCE SUPVR I	N	F110	02	P	N	1.00	53,592.00	1.00	\$ 105,984	N					
220	RH	06/30/15	8835	HOUSING BUILDING MTNCE WKR II	N	WS09	01	P	N	1.00	50,160.00	1.00	\$ 106,020	N					
220	RH	06/30/15	8846	HOUSING BUILDING MTNCE WKR I	N	BC09	01	P	N	1.00	47,268.00	1.00	\$ 106,152	N					
220	RH	11/03/15	9612	GENERAL LABORER II	N	BC03	01	P	N	1.00	37,719.00	1.00	\$ 115,344	N					
220	RH	02/10/15	9619	SECRETARY I	N	SR12	63	P	N	1.00	42,684.00	1.00	\$ 31,242	Y					
220	RH	05/12/15	9619	SECRETARY I	N	SR12	63	P	N	1.00	42,684.00	1.00	\$ 31,242	Y					
220	RH	06/30/15	9662	HOUSING BUILDING MTNCE HLPR	N	BC05	01	P	N	1.00	39,228.00	1.00	\$ 115,944	N					
220	RH	06/30/15	10376	HOUSING BUILDING MTNCE WKR I	N	BC09	01	P	N	1.00	47,388.00	1.00	\$ 124,512	N					
220	RH	11/16/15	10377	BUILDING MAINTENANCE WORKER I	N	BC09	01	P	N	1.00	49,182.00	1.00	\$ 124,524	N					
220	RH	06/30/15	10866	HOUSING BUILDING MTNCE WKR I	N	BC09	01	P	N	1.00	47,268.00	1.00	\$ 130,392	N					
220	RH	06/30/15	11627	HSG GEN CONSTR & MTNCE SUPVR I	N	F110	02	P	W	1.00	52,536.00	1.00	\$ 139,524	N					
220	RH	03/16/15	14976	HOUSING BUILDING MTNCE WKR II	N	SRNA	01	P	N	1.00	50,160.00	1.00	\$ 179,712	N					
220	RH	07/08/14	14978	PUBLIC HOUSING SUPERVISOR V	N	SR24	23	P	N	1.00	61,062.00	1.00	\$ 179,736	N					
220	RH	06/30/15	15486	HOUSING GENERAL LABORER I	N	BC02	01	P	N	1.00	36,048.00	1.00	\$ 185,832	N					
220	RH	09/11/15	15721	BUILDING MAINTENANCE WORKER I	N	BC09	01	P	N	1.00	49,182.00	1.00	\$ 188,652	N					
220	RH	10/06/14	18669	SOCIAL SERVICE ASSISTANT IV	N	SR11	03	P	W	1.00	27,396.00	1.00	\$ 224,028	N					
220	RH	09/21/15	21546	PUBLIC HOUSING SUPERVISOR IV	N	SR22	93	P	W	1.00	50,172.00	1.00	\$ 47,403	Y					
220	RH	12/05/14	22432	BUILDING MAINTENANCE HELPER	N	SRNA	01	P	N	1.00	40,815.00	1.00	\$ 269,184	N					
220	RH	06/30/15	22433	HOUSING PLUMBER I	N	BC10	01	P	N	1.00	53,724.00	1.00	\$ 269,196	N					
220	RH	07/27/15	23050	PUBLIC HOUSING SUPERVISOR III	N	SR20	13	P	N	1.00	44,580.00	1.00	\$ 276,600	N					
220	RH	03/27/15	23120	HOUSING GENERAL LABORER I	N	SRNA	01	P	N	1.00	33,228.00	1.00	\$ 277,440	N					
220	RH	08/01/14	23696	PUBLIC HOUSING SPECIALIST I	N	SR16	13	P	N	1.00	36,096.00	1.00	\$ 284,352	N					
220	RH	01/05/15	23698	PUBLIC HOUSING SPECIALIST I	N	SR16	13	P	W	1.00	48,228.00	1.00	\$ 284,376	N					
220	RH	01/12/15	27478	PUBLIC HOUSING SPECIALIST II	N	SR16	73	P	N	1.00	61,062.00	1.00	\$ 37,461	Y					
220	RH	11/06/15	32407	HOUSING BUILDING MTNCE WKR II	N	WS09	01	P	W	1.00	33,228.00	1.00	\$ 388,884	N					
220	RH	02/09/15	35172	BUILDING MAINTENANCE WORKER I	N	SRNA	01	P	N	1.00	49,182.00	1.00	\$ 422,064	N					

Department of Human Services
Positions Filled from July 1, 2014 to November 30, 2015

Table 15

Prog ID	Sub-Org	Effective Date Position Filled	Position Number	Position Title	Exempt (Y/N)	SR Level	BU Code	T/P	MOF	Budgeted FTE	Budgeted Salary	Adjusted Actual FTE	Annualized Actual Salary	Occupied by 89 Day Hire (Y/N)	Sort by PGM, Pos No, Effective Date, MOF.				
220	RH	07/02/15	35172	BUILDING MAINTENANCE WORKER I	N	SRNA	01	P	N	1.00	49,182.00	1.00	\$ 422,064	N					
220	RH	08/20/15	35172	BUILDING MAINTENANCE WORKER I	N	SRNA	01	P	N	1.00	49,182.00	1.00	\$ 422,064	N					
220	RH	04/09/15	41073	SOCIAL SERVICE ASSISTANT IV	N	SR11	03	P	N	1.00	27,396.00	1.00	\$ 492,876	N					
220	RH	08/27/14	41349	PUBLIC HOUSING SUPERVISOR III	N	SR22	13	P	N	1.00	43,296.00	1.00	\$ 496,188	N					
220	RH	09/08/14	46343	PUBLIC HOUSING SPECIALIST I	N	SR16	13	P	N	1.00	45,036.00	1.00	\$ 556,116	N					
220	RH	06/30/15	120619	CARPENTER I	N	BC09	01	P	N	1.00	44,544.00	1.00	\$ 1,447,428	N					
220	RH	07/14/14	120620	CARPENTER I	N	SRNA	01	P	N	1.00	44,544.00	1.00	\$ 1,447,440	N					
220	RH	07/01/15	120620	CARPENTER I	N	SRNA	01	P	N	1.00	44,544.00	1.00	\$ 1,447,440	N					
220	RH	11/06/15	120620	CARPENTER I	N	SRNA	01	P	N	1.00	44,544.00	1.00	\$ 1,447,440	N					
220	RH	06/30/15	120621	CARPENTER I	N	BC09	01	P	N	1.00	44,544.00	1.00	\$ 1,447,452	N					
220	RH	09/08/14	120623	ELECTRICIAN I	N	SRNA	01	P	N	1.00	44,544.00	1.00	\$ 1,447,476	N					
220	RH	07/01/15	120623	ELECTRICIAN I	N	SRNA	01	P	N	1.00	44,544.00	1.00	\$ 1,447,476	N					
220	RH	06/30/15	120624	ELECTRICIAN I	N	BC10	01	P	N	1.00	44,544.00	1.00	\$ 1,447,488	N					
220	RH	06/30/15	120625	ELECTRICIAN I	N	BC10	01	P	N	1.00	44,544.00	1.00	\$ 1,447,500	N					
220	RH	06/30/15	120627	PLUMBER I	N	BC10	01	P	N	1.00	44,544.00	1.00	\$ 1,447,524	N					
220	RH	06/30/15	120628	PLUMBER I	N	BC10	01	P	N	1.00	44,544.00	1.00	\$ 1,447,536	N					
220	RH	10/30/14	120629	PLUMBER I	N	SRNA	01	P	N	1.00	44,544.00	1.00	\$ 1,447,548	N					
220	RH	07/01/15	120629	PLUMBER I	N	SRNA	01	P	N	1.00	44,544.00	1.00	\$ 1,447,548	N					
220	RH	09/11/15	120629	PLUMBER I	N	SRNA	01	P	N	1.00	44,544.00	1.00	\$ 1,447,548	N					
220	RH	06/30/15	121152	ELECTRICIAN	N	BC10	01	P	N	1.00	49,320.00	1.00	\$ 1,453,824	N					
220	RH	06/30/15	121154	PLUMBER	N	BC10	01	P	N	1.00	49,320.00	1.00	\$ 1,453,848	N					
220	RH	03/31/15	121268	PROGRAM SPECIALIST	Y	SRNA	13	T	N	1.00	45,576.00	1.00	\$ 1,455,216	N					
220	RH	05/01/15	121269	PROGRAM SPECIALIST	Y	SRNA	13	T	N	1.00	45,576.00	1.00	\$ 57,720	N					
222	RA	11/16/15	9647	PUBLIC HOUSING SPECIALIST II	N	SR16	13	P	N	1.00	48,228.00	1.00	\$ 115,764	N					
222	RA	05/01/15	23029	PUBLIC HOUSING SPECIALIST II	N	SR16	13	P	N	1.00	37,044.00	1.00	\$ 276,348	N					
222	RA	02/18/15	101214	HOUSING QUAL STDS INSP III	N	SR17	04	T	N	1.00	46,188.00	1.00	\$ 1,214,568	N					
222	RA	08/14/14	111470	PUBLIC HOUSING SPECIALIST I	N	SR16	73	T	N	1.00	32,928.00	1.00	\$ 37,461	Y					
222	RA	09/02/14	111470	PUBLIC HOUSING SPECIALIST I	N	SR16	73	T	N	1.00	32,928.00	1.00	\$ 37,461	Y					
222	RA	09/03/14	119190	HOUSING QUAL STDS INSP I	N	SR13	63	T	N	1.00	32,064.00	1.00	\$ 32,469	Y					
222	RA	12/02/14	119190	HOUSING QUAL STDS INSP I	N	SR13	63	T	N	1.00	32,064.00	1.00	\$ 32,469	Y					
222	RA	02/17/15	119190	HOUSING QUAL STDS INSP I	N	SR13	63	T	N	1.00	32,064.00	1.00	\$ 32,469	Y					
222	RA	03/25/15	119199	HOUSING QUAL STDS INSPECTOR I	N	SR13	63	T	N	1.00	37,512.00	1.00	\$ 32,469	Y					
222	RA	06/23/15	119199	HOUSING QUAL STDS INSPECTOR I	N	SR13	63	T	N	1.00	37,512.00	1.00	\$ 32,469	Y					
222	RA	09/22/15	119199	HOUSING QUAL STDS INSPECTOR I	N	SR13	63	T	N	1.00	37,512.00	1.00	\$ 32,469	Y					
224		01/02/15	119182	SECRETARY I	N	SR12	03	P	A	1.00	32,460.00	1.00	\$ 1,430,184	N					
224		09/01/15	121155	PROGRAM SPECIALIST IV	N	SR24	13	P	A	1.00	45,576.00	1.00	\$ 1,453,860	N					
224		11/02/15	121802	PROGRAM SPECIALIST IV		SR22	13	P	A	1.00	47,000.00	1.00	\$ 1,461,624	N					
229	HA	06/30/15	5968	HOUSING WELDER I	N	BC10	01	P	N	1.00	49,068.00	1.00	\$ 71,616	N					
229	HA	06/30/15	8045	HOUSING PLUMBER HELPER	N	BC05	01	P	N	1.00	39,228.00	1.00	\$ 96,540	N					
229	HA	03/27/15	8751	PUBLIC HOUSING SUPVR VI	N	SR26	23	P	N	1.00	52,728.00	1.00	\$ 105,012	N					
229	HA	10/16/14	22265	ACCOUNT CLERK III	N	SR11	03	P	W	1.00	27,396.00	1.00	\$ 267,180	N					
229	HA	08/19/15	23084	OFFICE ASSISTANT III	N	SR08	63	P	W	1.00	42,684.00	1.00	\$ 26,707	Y					
229	HA	11/12/15	23084	OFFICE ASSISTANT III	N	SR08	63	P	W	1.00	42,684.00	1.00	\$ 26,707	Y					

Department of Human Services
Positions Filled from July 1, 2014 to November 30, 2015

Table 15

Prog ID	Sub-Org	Effective Date Position Filled	Position Number	Position Title	Exempt (Y/N)	SR Level	BU Code	T/P	MOF	Budgeted FTE	Budgeted Salary	Adjusted Actual FTE	Annualized Actual Salary	Occupied by 89 Day Hire (Y/N)	Sort by PGM, Pos No, Effective Date, MOF.				
229	HA	10/22/15	28374	OFFICE ASSISTANT III	N	SR08	63	P	N	1.00	32,460.00	1.00	\$ 26,707	Y					
229	HA	02/02/15	30111	PERSONNEL MGMT SPECIALIST III	N	SR20	73	P	N	1.00	44,580.00	1.00	\$ 361,332	N					
229	HA	01/05/15	31791	OFFICE ASSISTANT III	N	SR08	63	P	N	1.00	27,768.00	1.00	\$ 26,707	Y					
229	HA	04/07/15	31791	OFFICE ASSISTANT III	N	SR08	63	P	N	1.00	27,768.00	1.00	\$ 26,707	Y					
229	HA	08/03/15	31791	OFFICE ASSISTANT III	N	SR08	63	P	N	1.00	27,768.00	1.00	\$ 26,707	Y					
229	HA	10/26/15	36360	ACCOUNT CLERK II	N	SR08	03	P	N	1.00	26,700.00	1.00	\$ 436,320	N					
229	HA	10/16/14	41252	ACCOUNTANT IV	N	SR22	23	P	N	1.00	54,300.00	1.00	\$ 495,024	N					
229	HA	09/16/14	41333	SECRETARY II	N	SR14	03	P	N	1.00	36,072.00	1.00	\$ 495,996	N					
229	HA	11/13/15	41333	SECRETARY II	N	SR14	03	P	N	1.00	36,072.00	1.00	\$ 495,996	N					
229	HA	10/02/14	42096	SECRETARY I	N	SR12	03	P	W	1.00	28,536.00	1.00	\$ 505,152	N					
229	HA	08/26/15	42104	SECRETARY I	N	SR12	03	P	W	1.00	31,236.00	1.00	\$ 31,242	Y					
229	HA	09/12/14	42107	ACCOUNTANT III	N	SR20	13	P	N	1.00	40,020.00	1.00	\$ 505,284	N					
229	HA	01/27/15	100886	HOUSING DEVELOPMENT SPCLT I	Y	SRNA	13	T	W	1.00	51,312.00	1.00	\$ 1,210,632	N					
229	HA	12/18/14	100913	HEARINGS ASST	Y	SRNA	03	T	N	1.00	49,344.00	1.00	\$ 1,210,956	N					
229	HA	10/12/15	100913	HEARINGS ASST	Y	SRNA	03	T	N	1.00	49,344.00	1.00	\$ 1,210,956	N					
229	HA	10/07/15	100917	HSG COMPLIANCE & EVA SPCLT	Y	SRNA	13	T	N	1.00	43,812.00	1.00	\$ 1,211,004	N					
229	HA	08/21/14	102034	HOUSING PLANNER (SPVR)	Y	SRNA	13	P	N	1.00	52,728.00	1.00	\$ 1,224,408	N					
229	HA	03/25/15	103036	RESIDENT SERVICES PRGM SPCLT	Y	SRNA	13	T	N	1.00	40,548.00	1.00	\$ 1,236,432	N					
229	HA	04/16/15	106429	INFORMATION TECHNOL SPCLT IV	N	SR22	73	T	N	1.00	48,228.00	1.00	\$ 47,403	Y					
229	HA	08/12/15	106429	INFORMATION TECHNOL SPCLT IV	N	SR22	73	T	N	1.00	48,228.00	1.00	\$ 47,403	Y					
229	HA	10/01/14	111874	RESIDENT SVCS PRGM SPCLT	Y	SRNA	13	T	N	1.00	47,400.00	1.00	\$ 1,342,488	N					
229	HA	08/18/14	118751	ACCOUNT CLERK III	N	SR11	03	P	N	1.00	30,804.00	1.00	\$ 1,425,012	N					
229	HA	07/01/15	120409	HOUSING BUILDING CONST INSP II	N	SR19	03	T	W	1.00	44,388.00	1.00	\$ 1,444,908	N					
229	HA	07/28/14	120790	CT II	N	SR20	73	P	N	1.00	24,384.00	1.00	\$ 1,449,480	N					
229	HA	01/16/15	121147	ACCOUNTANT III	N	SR20	13	P	W	1.00	42,132.00	1.00	\$ 1,453,764	N					
229	HA	08/26/15	121147	ACCOUNTANT III	N	SR20	13	P	W	1.00	42,132.00	1.00	\$ 1,453,764	N					
236	LC	07/01/15	1668	ELIGIBILITY WKR I	N	SR12	03	P	A	0.57	20,014.00	0.57	\$ 20,016	N					
236	LC	07/01/15	1668	ELIGIBILITY WKR I	N	SR12	03	P	N	0.43	15,098.00	0.43	\$ 20,016	N					
236	LC	04/01/15	1675	ELIGIBILITY WKR I	N	SR12	03	P	A	0.57	18,502.00	0.57	\$ 20,100	N					
236	LC	04/01/15	1675	ELIGIBILITY WKR I	N	SR12	03	P	N	0.43	13,958.00	0.43	\$ 20,100	N					
236	LC	08/18/14	1679	ELIGIBILITY WORKER III	N	SR12	03	P	A	0.57	21,642.00	0.57	\$ 20,148	N					
236	LC	08/18/14	1679	ELIGIBILITY WORKER III	N	SR12	03	P	N	0.43	16,326.00	0.43	\$ 20,148	N					
236	LC	01/16/15	1681	ELIGIBILITY WKR I	N	SR12	03	P	A	0.58	18,117.00	0.58	\$ 20,172	N					
236	LC	01/16/15	1681	ELIGIBILITY WKR I	N	SR12	03	P	N	0.42	13,119.00	0.42	\$ 20,172	N					
236	LC	02/17/15	1691	ELIGIBILITY WKR III	N	SR12	03	P	A	0.57	28,482.00	0.57	\$ 20,292	N					
236	LC	02/17/15	1691	ELIGIBILITY WKR III	N	SR12	03	P	N	0.43	21,486.00	0.43	\$ 20,292	N					
236	LC	10/01/15	1713	ELIGIBILITY WKR III	N	SR16	03	P	A	0.56	23,903.00	0.56	\$ 20,556	N					
236	LC	10/01/15	1713	ELIGIBILITY WKR III	N	SR16	03	P	N	0.44	18,781.00	0.44	\$ 20,556	N					
236	LC	06/22/15	1739	SECRETARY I	N	SR12	03	P	A	0.56	19,663.00	0.56	\$ 20,868	N					
236	LC	06/22/15	1739	SECRETARY I	N	SR12	03	P	N	0.44	15,449.00	0.44	\$ 20,868	N					
236	LC	10/16/14	4887	SECRETARY I	N	SR12	03	P	A	0.57	19,220.00	0.57	\$ 58,644	N					
236	LC	10/16/14	4887	SECRETARY I	N	SR12	03	P	N	0.43	14,500.00	0.43	\$ 58,644	N					
236	LC	06/01/15	5476	OFFICE ASSISTANT III	N	SR08	03	P	A	0.57	15,828.00	0.57	\$ 65,712	N					

Department of Human Services
Positions Filled from July 1, 2014 to November 30, 2015

Table 15

Prog ID	Sub-Org	Effective Date Position Filled	Position Number	Position Title	Exempt (Y/N)	SR Level	BU Code	T/P	MOF	Budgeted FTE	Budgeted Salary	Adjusted Actual FTE	Annualized Actual Salary	Occupied by 89 Day Hire (Y/N)	Sort by PGM, Pos No, Effective Date, MOF.				
236	LC	06/01/15	5476	OFFICE ASSISTANT III	N	SR08	03	P	N	0.43	11,940.00	0.43	\$ 65,712	N					
236	LC	01/16/15	5583	OFFICE ASSISTANT III	N	SR08	63	P	A	0.57	22,510.00	0.57	\$ 26,707	Y					
236	LC	01/16/15	5583	OFFICE ASSISTANT III	N	SR08	63	P	N	0.43	16,982.00	0.43	\$ 26,707	Y					
236	LC	05/01/15	5583	OFFICE ASSISTANT III	N	SR08	63	P	A	0.57	22,510.00	0.57	\$ 26,707	Y					
236	LC	05/01/15	5583	OFFICE ASSISTANT III	N	SR08	63	P	N	0.43	16,982.00	0.43	\$ 26,707	Y					
236	LC	10/16/14	6336	ELIGIBILITY WKR III	N	SR12	03	P	A	0.57	25,301.00	0.57	\$ 76,032	N					
236	LC	10/16/14	6336	ELIGIBILITY WKR III	N	SR12	03	P	N	0.43	19,087.00	0.43	\$ 76,032	N					
236	LC	01/20/15	6385	ELIGIBILITY WKR V	N	SR20	04	P	A	0.57	26,327.00	0.57	\$ 76,620	N					
236	LC	01/20/15	6385	ELIGIBILITY WKR V	N	SR20	04	P	N	0.43	19,861.00	0.43	\$ 76,620	N					
236	LC	11/18/15	6408	ELIGIBILITY WKR III	N	SR12	03	P	A	0.57	24,330.00	0.57	\$ 76,896	N					
236	LC	11/18/15	6408	ELIGIBILITY WKR III	N	SR12	03	P	N	0.43	18,354.00	0.43	\$ 76,896	N					
236	LC	11/05/14	6409	ELIGIBILITY WKR I	N	SR12	03	P	A	0.57	17,805.00	0.57	\$ 76,908	N					
236	LC	11/05/14	6409	ELIGIBILITY WKR I	N	SR12	03	P	N	0.43	13,431.00	0.43	\$ 76,908	N					
236	LC	05/01/15	7710	ELIGIBILITY WKR III	N	SR12	03	P	A	0.57	30,787.00	0.57	\$ 92,520	N					
236	LC	05/01/15	7710	ELIGIBILITY WKR III	N	SR12	03	P	N	0.43	23,225.00	0.43	\$ 92,520	N					
236	LC	10/16/15	13235	ELIGIBILITY WKR I	N	SR12	03	P	A	0.57	18,502.00	0.57	\$ 158,820	N					
236	LC	10/16/15	13235	ELIGIBILITY WKR I	N	SR12	03	P	N	0.43	13,958.00	0.43	\$ 158,820	N					
236	LC	10/01/15	14126	ELIGIBILITY WKR I	N	SR12	03	P	A	0.57	17,805.00	0.57	\$ 169,512	N					
236	LC	10/01/15	14126	ELIGIBILITY WKR I	N	SR12	03	P	N	0.43	13,431.00	0.43	\$ 169,512	N					
236	LC	10/01/15	14129	ELIGIBILITY WKR III	N	SR16	03	P	A	0.57	22,510.00	0.57	\$ 169,548	N					
236	LC	10/01/15	14129	ELIGIBILITY WKR III	N	SR16	03	P	N	0.43	16,982.00	0.43	\$ 169,548	N					
236	LC	07/01/14	14132	ELIGIBILITY WKR I	N	SR12	03	P	A	0.57	17,805.00	0.57	\$ 169,584	N					
236	LC	07/01/14	14132	ELIGIBILITY WKR I	N	SR12	03	P	N	0.43	13,431.00	0.43	\$ 169,584	N					
236	LC	08/19/14	14135	ELIGIBILITY WKR III	N	SR12	03	P	A	0.57	24,330.00	0.57	\$ 169,620	N					
236	LC	08/19/14	14135	ELIGIBILITY WKR III	N	SR12	03	P	N	0.43	18,354.00	0.43	\$ 169,620	N					
236	LC	07/01/14	14143	ELIGIBILITY WKR I	N	SR12	03	P	A	0.57	17,805.00	0.57	\$ 169,716	N					
236	LC	07/01/14	14143	ELIGIBILITY WKR I	N	SR12	03	P	N	0.43	13,431.00	0.43	\$ 169,716	N					
236	LC	03/02/15	14149	ELIGIBILITY WKR I	N	SR12	03	P	A	0.57	17,805.00	0.57	\$ 169,788	N					
236	LC	03/02/15	14149	ELIGIBILITY WKR I	N	SR12	03	P	N	0.43	13,431.00	0.43	\$ 169,788	N					
236	LC	10/01/15	17684	ELIGIBILITY WKR III	N	SR12	03	P	A	0.57	30,787.00	0.57	\$ 212,208	N					
236	LC	10/01/15	17684	ELIGIBILITY WKR III	N	SR12	03	P	N	0.43	23,225.00	0.43	\$ 212,208	N					
236	LC	07/06/15	17688	ELIGIBILITY WKR III	N	SR12	03	P	A	0.57	29,597.00	0.57	\$ 212,256	N					
236	LC	07/06/15	17688	ELIGIBILITY WKR III	N	SR12	03	P	N	0.43	22,327.00	0.43	\$ 212,256	N					
236	LC	10/27/14	17696	SECRETARY II	N	SR14	03	P	A	0.57	19,220.00	0.57	\$ 212,352	N					
236	LC	10/27/14	17696	SECRETARY II	N	SR14	03	P	N	0.43	14,500.00	0.43	\$ 212,352	N					
236	LC	12/10/14	18936	OFFICE ASSISTANT III	N	SR08	63	P	A	0.57	15,219.00	0.57	\$ 26,707	Y					
236	LC	12/10/14	18936	OFFICE ASSISTANT III	N	SR08	63	P	N	0.43	11,481.00	0.43	\$ 26,707	Y					
236	LC	03/16/15	18936	OFFICE ASSISTANT III	N	SR08	63	P	A	0.57	15,219.00	0.57	\$ 26,707	Y					
236	LC	03/16/15	18936	OFFICE ASSISTANT III	N	SR08	63	P	N	0.43	11,481.00	0.43	\$ 26,707	Y					
236	LC	09/16/15	18936	OFFICE ASSISTANT III	N	SR08	63	P	A	0.57	15,219.00	0.57	\$ 26,707	Y					
236	LC	09/16/15	18936	OFFICE ASSISTANT III	N	SR08	63	P	N	0.43	11,481.00	0.43	\$ 26,707	Y					
236	LC	01/05/15	21500	ELIGIBILITY WKR V	N	SR20	04	P	A	0.57	38,995.00	0.57	\$ 258,000	N					
236	LC	01/05/15	21500	ELIGIBILITY WKR V	N	SR20	04	P	N	0.43	29,417.00	0.43	\$ 258,000	N					

Department of Human Services
Positions Filled from July 1, 2014 to November 30, 2015

Table 15

Prog ID	Sub-Org	Effective Date Position Filled	Position Number	Position Title	Exempt (Y/N)	SR Level	BU Code	T/P	MOF	Budgeted FTE	Budgeted Salary	Adjusted Actual FTE	Annualized Actual Salary	Occupied by 89 Day Hire (Y/N)	Sort by PGM, Pos No, Effective Date, MOF.				
236	LC	06/12/15	21501	SECRETARY I	N	SR12	03	P	A	0.57	21,649.00	0.57	\$ 258,012	N					
236	LC	06/12/15	21501	SECRETARY I	N	SR12	03	P	N	0.43	16,331.00	0.43	\$ 258,012	N					
236	LC	07/06/15	21506	ELIGIBILITY WKR III	N	SR12	03	P	A	0.57	23,406.00	0.57	\$ 258,072	N					
236	LC	07/06/15	21506	ELIGIBILITY WKR III	N	SR12	03	P	N	0.43	17,658.00	0.43	\$ 258,072	N					
236	LC	10/31/14	22142	ELIGIBILITY WKR II	N	SR16	03	P	A	0.57	20,014.00	0.57	\$ 265,704	N					
236	LC	10/31/14	22142	ELIGIBILITY WKR II	N	SR16	03	P	N	0.43	15,098.00	0.43	\$ 265,704	N					
236	LC	10/01/15	22150	ELIGIBILITY WKR III	N	SR12	03	P	A	0.57	32,018.00	0.57	\$ 265,800	N					
236	LC	10/01/15	22150	ELIGIBILITY WKR III	N	SR12	03	P	N	0.43	24,154.00	0.43	\$ 265,800	N					
236	LC	10/16/15	22153	ELIGIBILITY WKR I	N	SR12	03	P	A	0.57	17,121.00	0.57	\$ 265,836	N					
236	LC	10/16/15	22153	ELIGIBILITY WKR I	N	SR12	03	P	N	0.43	12,915.00	0.43	\$ 265,836	N					
236	LC	07/15/15	22286	OFFICE ASSISTANT III	N	SR08	63	P	A	0.57	17,093.00	0.57	\$ 26,707	Y					
236	LC	07/15/15	22286	OFFICE ASSISTANT III	N	SR08	63	P	N	0.43	12,895.00	0.43	\$ 26,707	Y					
236	LC	10/13/15	22286	OFFICE ASSISTANT III	N	SR08	63	P	A	0.57	17,093.00	0.57	\$ 26,707	Y					
236	LC	10/13/15	22286	OFFICE ASSISTANT III	N	SR08	63	P	N	0.43	12,895.00	0.43	\$ 26,707	Y					
236	LC	05/18/15	22383	OFFICE ASSISTANT III	N	SR08	03	P	A	0.57	20,787.00	0.57	\$ 268,596	N					
236	LC	05/18/15	22383	OFFICE ASSISTANT III	N	SR08	03	P	N	0.43	15,681.00	0.43	\$ 268,596	N					
236	LC	03/16/15	22520	ELIGIBILITY WKR III	N	SR12	03	P	A	0.57	25,301.00	0.57	\$ 270,240	N					
236	LC	03/16/15	22520	ELIGIBILITY WKR III	N	SR12	03	P	N	0.43	19,087.00	0.43	\$ 270,240	N					
236	LC	12/16/14	22843	ELIGIBILITY WKR II	N	SR12	03	P	A	0.57	20,014.00	0.57	\$ 274,116	N					
236	LC	12/16/14	22843	ELIGIBILITY WKR II	N	SR12	03	P	N	0.43	15,098.00	0.43	\$ 274,116	N					
236	LC	10/09/15	23538	ELIGIBILITY WKR III	N	SR12	03	P	A	0.57	22,510.00	0.57	\$ 282,456	N					
236	LC	10/09/15	23538	ELIGIBILITY WKR III	N	SR12	03	P	N	0.43	16,982.00	0.43	\$ 282,456	N					
236	LC	10/13/14	24179	ELIGIBILITY WKR III	N	SR12	03	P	A	0.57	27,374.00	0.57	\$ 290,148	N					
236	LC	10/13/14	24179	ELIGIBILITY WKR III	N	SR12	03	P	N	0.43	20,650.00	0.43	\$ 290,148	N					
236	LC	10/23/15	24182	ELIGIBILITY WKR I	N	SR12	03	P	A	0.57	17,805.00	0.57	\$ 290,184	N					
236	LC	10/23/15	24182	ELIGIBILITY WKR I	N	SR12	03	P	N	0.43	13,431.00	0.43	\$ 290,184	N					
236	LC	10/08/14	24184	ELIGIBILITY WKR III	N	SR12	03	P	A	0.57	23,406.00	0.57	\$ 290,208	N					
236	LC	10/08/14	24184	ELIGIBILITY WKR III	N	SR12	03	P	N	0.43	17,658.00	0.43	\$ 290,208	N					
236	LC	11/03/14	24187	ELIGIBILITY WKR II	N	SR12	03	P	A	0.57	20,014.00	0.57	\$ 290,244	N					
236	LC	11/03/14	24187	ELIGIBILITY WKR II	N	SR12	03	P	N	0.43	15,098.00	0.43	\$ 290,244	N					
236	LC	03/16/15	24187	ELIGIBILITY WKR II	N	SR12	03	P	A	0.57	20,014.00	0.57	\$ 290,244	N					
236	LC	03/16/15	24187	ELIGIBILITY WKR II	N	SR12	03	P	N	0.43	15,098.00	0.43	\$ 290,244	N					
236	LC	09/16/14	24191	ELIGIBILITY WKR III	N	SR12	03	P	A	0.57	22,504.00	0.57	\$ 290,292	N					
236	LC	09/16/14	24191	ELIGIBILITY WKR III	N	SR12	03	P	N	0.43	16,976.00	0.43	\$ 290,292	N					
236	LC	11/16/15	24493	ELIGIBILITY WKR I	N	SR12	03	P	A	0.57	18,502.00	0.57	\$ 293,916	N					
236	LC	11/16/15	24493	ELIGIBILITY WKR I	N	SR12	03	P	N	0.43	13,958.00	0.43	\$ 293,916	N					
236	LC	02/23/15	24975	ELIGIBILITY WKR I	N	SR14	03	P	A	0.57	18,502.00	0.57	\$ 299,700	N					
236	LC	02/23/15	24975	ELIGIBILITY WKR I	N	SR14	03	P	N	0.43	13,958.00	0.43	\$ 299,700	N					
236	LC	03/16/15	24983	ELIGIBILITY WKR I	N	SR12	03	P	A	0.57	17,805.00	0.57	\$ 299,796	N					
236	LC	03/16/15	24983	ELIGIBILITY WKR I	N	SR12	03	P	N	0.43	13,431.00	0.43	\$ 299,796	N					
236	LC	09/01/15	24984	ELIGIBILITY WKR III	N	SR12	03	P	A	0.57	30,787.00	0.57	\$ 299,808	N					
236	LC	09/01/15	24984	ELIGIBILITY WKR III	N	SR12	03	P	N	0.43	23,225.00	0.43	\$ 299,808	N					
236	LC	08/24/15	25016	OFFICE ASSISTANT III	N	SR08	03	P	A	0.57	17,791.00	0.57	\$ 300,192	N					

Department of Human Services
Positions Filled from July 1, 2014 to November 30, 2015

Table 15

Prog ID	Sub-Org	Effective Date	Position	Position Title	Exempt	SR Level	BU Code	T/P	MOF	Budgeted	Budgeted	Adjusted	Annualized	Occupied	Sort by PGM, Pos No, Effective Date, MOF.				
		Position Filled	Number		(Y/N)					FTE	Salary	Actual FTE	Actual Salary	by 89 Day Hire (Y/N)					
236	LC	08/24/15	25016	OFFICE ASSISTANT III	N	SR08	03	P	N	0.43	13,421.00	0.43	\$ 300,192	N					
236	LC	01/16/15	25729	ELIGIBILITY WKR I	N	SR12	03	P	A	0.57	18,502.00	0.57	\$ 308,748	N					
236	LC	01/16/15	25729	ELIGIBILITY WKR I	N	SR12	03	P	N	0.43	13,958.00	0.43	\$ 308,748	N					
236	LC	01/30/15	26393	SECRETARY II	N	SR14	03	P	A	0.57	19,220.00	0.57	\$ 316,716	N					
236	LC	01/30/15	26393	SECRETARY II	N	SR14	03	P	N	0.43	14,500.00	0.43	\$ 316,716	N					
236	LC	07/01/14	26399	SECRETARY I	N	SR12	03	P	A	0.57	18,502.00	0.57	\$ 316,788	N					
236	LC	07/01/14	26399	SECRETARY I	N	SR12	03	P	N	0.43	13,958.00	0.43	\$ 316,788	N					
236	LC	07/01/15	26801	OFFICE ASSISTANT III	N	SR08	03	P	A	0.57	15,828.00	0.57	\$ 321,612	N					
236	LC	07/01/15	26801	OFFICE ASSISTANT III	N	SR08	03	P	N	0.43	11,940.00	0.43	\$ 321,612	N					
236	LC	04/01/15	26802	OFFICE ASSISTANT III	N	SR08	03	P	A	0.57	15,828.00	0.57	\$ 321,624	N					
236	LC	04/01/15	26802	OFFICE ASSISTANT III	N	SR08	03	P	N	0.43	11,940.00	0.43	\$ 321,624	N					
236	LC	12/03/14	26808	OFFICE ASSISTANT III	N	SR08	03	P	A	0.57	15,828.00	0.57	\$ 321,696	N					
236	LC	12/03/14	26808	OFFICE ASSISTANT III	N	SR08	03	P	N	0.43	11,940.00	0.43	\$ 321,696	N					
236	LC	07/01/15	28049	ELIGIBILITY WKR II	N	SR12	03	P	A	0.57	20,014.00	0.57	\$ 336,588	N					
236	LC	07/01/15	28049	ELIGIBILITY WKR II	N	SR12	03	P	N	0.43	15,098.00	0.43	\$ 336,588	N					
236	LC	07/07/15	28050	ELIGIBILITY WKR III	N	SR12	03	P	A	0.57	29,597.00	0.57	\$ 336,600	N					
236	LC	07/07/15	28050	ELIGIBILITY WKR III	N	SR12	03	P	N	0.43	22,327.00	0.43	\$ 336,600	N					
236	LC	11/16/15	28062	SELF-SUFF/SUPP SVCS SPCLT III	N	SR16	13	P	A	0.66	28,860.00	0.66	\$ 336,744	N					
236	LC	11/16/15	28062	SELF-SUFF/SUPP SVCS SPCLT III	N	SR16	13	P	N	0.34	28,860.00	0.34	\$ 336,744	N					
236	LC	07/01/15	28066	ELIGIBILITY WKR I	N	SR12	03	P	A	0.57	17,805.00	0.57	\$ 336,792	N					
236	LC	07/01/15	28066	ELIGIBILITY WKR I	N	SR12	03	P	N	0.43	13,431.00	0.43	\$ 336,792	N					
236	LC	06/16/15	28082	ELIGIBILITY WKR I	N	SR12	03	P	A	0.57	17,805.00	0.57	\$ 336,984	N					
236	LC	06/16/15	28082	ELIGIBILITY WKR I	N	SR12	03	P	N	0.43	13,431.00	0.43	\$ 336,984	N					
236	LC	05/01/15	28099	OFFICE ASSISTANT III	N	SR08	03	P	A	0.57	15,219.00	0.57	\$ 337,188	N					
236	LC	05/01/15	28099	OFFICE ASSISTANT III	N	SR08	03	P	N	0.43	11,481.00	0.43	\$ 337,188	N					
236	LC	07/27/15	28102	SECRETARY I	N	SR12	03	P	A	0.57	23,406.00	0.57	\$ 337,224	N					
236	LC	07/27/15	28102	SECRETARY I	N	SR12	03	P	N	0.43	17,658.00	0.43	\$ 337,224	N					
236	LC	10/27/14	28112	ELIGIBILITY WKR II	N	SR12	03	P	A	0.57	20,014.00	0.57	\$ 337,344	N					
236	LC	10/27/14	28112	ELIGIBILITY WKR II	N	SR12	03	P	N	0.43	15,098.00	0.43	\$ 337,344	N					
236	LC	10/16/14	28113	ELIGIBILITY WKR III	N	SR12	03	P	A	0.57	24,330.00	0.57	\$ 337,356	N					
236	LC	10/16/14	28113	ELIGIBILITY WKR III	N	SR12	03	P	N	0.43	18,354.00	0.43	\$ 337,356	N					
236	LC	10/01/15	28121	ELIGIBILITY WKR III	N	SR12	03	P	A	0.57	25,301.00	0.57	\$ 337,452	N					
236	LC	10/01/15	28121	ELIGIBILITY WKR III	N	SR12	03	P	N	0.43	19,087.00	0.43	\$ 337,452	N					
236	LC	10/16/15	28123	ELIGIBILITY WKR III	N	SR12	03	P	A	0.57	25,301.00	0.57	\$ 337,476	N					
236	LC	10/16/15	28123	ELIGIBILITY WKR III	N	SR12	03	P	N	0.43	19,087.00	0.43	\$ 337,476	N					
236	LC	10/01/15	28125	ELIGIBILITY WKR I	N	SR12	03	P	A	0.57	17,805.00	0.57	\$ 337,500	N					
236	LC	10/01/15	28125	ELIGIBILITY WKR I	N	SR12	03	P	N	0.43	13,431.00	0.43	\$ 337,500	N					
236	LC	08/24/15	28191	OFFICE ASSISTANT III	N	SR08	03	P	A	0.57	15,219.00	0.57	\$ 338,292	N					
236	LC	08/24/15	28191	OFFICE ASSISTANT III	N	SR08	03	P	N	0.43	11,481.00	0.43	\$ 338,292	N					
236	LC	02/09/15	28208	OFFICE ASSISTANT III	N	SR08	03	P	A	0.57	15,219.00	0.57	\$ 338,496	N					
236	LC	02/09/15	28208	OFFICE ASSISTANT III	N	SR08	03	P	N	0.43	11,481.00	0.43	\$ 338,496	N					
236	LC	02/01/15	28218	ELIGIBILITY WKR I	N	SR12	03	P	A	0.57	17,805.00	0.57	\$ 338,616	N					
236	LC	02/01/15	28218	ELIGIBILITY WKR I	N	SR12	03	P	N	0.43	13,431.00	0.43	\$ 338,616	N					

Department of Human Services
Positions Filled from July 1, 2014 to November 30, 2015

Table 15

Prog ID	Sub-Org	Effective Date Position Filled	Position Number	Position Title	Exempt (Y/N)	SR Level	BU Code	T/P	MOF	Budgeted FTE	Budgeted Salary	Adjusted Actual FTE	Annualized Actual Salary	Occupied by 89 Day Hire (Y/N)	Sort by PGM, Pos No, Effective Date, MOF.				
236	LC	07/16/15	28223	ELIGIBILITY WKR III	N	SR12	03	P	A	0.57	27,374.00	0.57	\$ 338,676	N					
236	LC	07/16/15	28223	ELIGIBILITY WKR III	N	SR12	03	P	N	0.43	20,650.00	0.43	\$ 338,676	N					
236	LC	06/16/15	28243	ELIGIBILITY WKR I	N	SR14	03	P	A	0.57	17,805.00	0.57	\$ 338,916	N					
236	LC	06/16/15	28243	ELIGIBILITY WKR I	N	SR14	03	P	N	0.43	13,431.00	0.43	\$ 338,916	N					
236	LC	09/01/15	28254	ELIGIBILITY WKR III	N	SR12	03	P	A	0.57	28,482.00	0.57	\$ 339,048	N					
236	LC	09/01/15	28254	ELIGIBILITY WKR III	N	SR12	03	P	N	0.43	21,486.00	0.43	\$ 339,048	N					
236	LC	10/01/15	28263	ELIGIBILITY WKR I	N	SR12	03	P	A	0.57	20,014.00	0.57	\$ 339,156	N					
236	LC	10/01/15	28263	ELIGIBILITY WKR I	N	SR12	03	P	N	0.43	15,098.00	0.43	\$ 339,156	N					
236	LC	07/16/15	28264	ELIGIBILITY WKR I	N	SR12	03	P	A	0.57	20,014.00	0.57	\$ 339,168	N					
236	LC	07/16/15	28264	ELIGIBILITY WKR I	N	SR12	03	P	N	0.43	15,098.00	0.43	\$ 339,168	N					
236	LC	08/01/14	28307	ELIGIBILITY WKR V	N	SR20	04	P	A	0.57	30,787.00	0.57	\$ 339,684	N					
236	LC	08/01/14	28307	ELIGIBILITY WKR V	N	SR20	04	P	N	0.43	23,225.00	0.43	\$ 339,684	N					
236	LC	11/16/15	30371	ELIGIBILITY WKR I	N	SR12	03	P	A	0.57	20,014.00	0.57	\$ 364,452	N					
236	LC	11/16/15	30371	ELIGIBILITY WKR I	N	SR12	03	P	N	0.43	15,098.00	0.43	\$ 364,452	N					
236	LC	11/03/14	31066	SECRETARY I	N	SR12	03	P	A	0.57	19,220.00	0.57	\$ 372,792	N					
236	LC	11/03/14	31066	SECRETARY I	N	SR12	03	P	N	0.43	14,500.00	0.43	\$ 372,792	N					
236	LC	11/09/15	31066	SECRETARY I	N	SR12	03	P	A	0.57	19,220.00	0.57	\$ 372,792	N					
236	LC	11/09/15	31066	SECRETARY I	N	SR12	03	P	N	0.43	14,500.00	0.43	\$ 372,792	N					
236	LC	07/16/14	31097	ELIGIBILITY WKR I	N	SR12	03	P	A	0.57	17,805.00	0.57	\$ 373,164	N					
236	LC	07/16/14	31097	ELIGIBILITY WKR I	N	SR12	03	P	N	0.43	13,431.00	0.43	\$ 373,164	N					
236	LC	05/18/15	31115	ELIGIBILITY WKR I	N	SR12	03	P	A	0.57	17,805.00	0.57	\$ 373,380	N					
236	LC	05/18/15	31115	ELIGIBILITY WKR I	N	SR12	03	P	N	0.43	13,431.00	0.43	\$ 373,380	N					
236	LC	03/16/15	31189	ELIGIBILITY WKR III	N	SR12	03	P	A	0.57	32,018.00	0.57	\$ 374,268	N					
236	LC	03/16/15	31189	ELIGIBILITY WKR III	N	SR12	03	P	N	0.43	24,154.00	0.43	\$ 374,268	N					
236	LC	12/29/14	31299	ELIGIBILITY WKR III	N	SR16	03	P	A	0.57	26,327.00	0.57	\$ 375,588	N					
236	LC	12/29/14	31299	ELIGIBILITY WKR III	N	SR16	03	P	N	0.43	19,861.00	0.43	\$ 375,588	N					
236	LC	07/01/15	31302	ELIGIBILITY WKR III	N	SR16	03	P	A	0.57	22,504.00	0.57	\$ 375,624	N					
236	LC	07/01/15	31302	ELIGIBILITY WKR III	N	SR16	03	P	N	0.43	16,976.00	0.43	\$ 375,624	N					
236	LC	02/09/15	31716	OFFICE ASSISTANT III	N	SR08	03	P	A	0.57	15,828.00	0.57	\$ 380,592	N					
236	LC	02/09/15	31716	OFFICE ASSISTANT III	N	SR08	03	P	N	0.43	11,940.00	0.43	\$ 380,592	N					
236	LC	10/02/15	32376	ELIGIBILITY WKR I	N	SR12	03	P	A	0.57	18,502.00	0.57	\$ 388,512	N					
236	LC	10/02/15	32376	ELIGIBILITY WKR I	N	SR12	03	P	N	0.43	13,958.00	0.43	\$ 388,512	N					
236	LC	10/16/15	32385	ELIGIBILITY WKR III	N	SR12	03	P	A	0.57	28,482.00	0.57	\$ 388,620	N					
236	LC	10/16/15	32385	ELIGIBILITY WKR III	N	SR12	03	P	N	0.43	21,486.00	0.43	\$ 388,620	N					
236	LC	05/18/15	32391	OFFICE ASSISTANT III	N	SR08	03	P	A	0.57	20,787.00	0.57	\$ 388,692	N					
236	LC	05/18/15	32391	OFFICE ASSISTANT III	N	SR08	03	P	N	0.43	15,681.00	0.43	\$ 388,692	N					
236	LC	10/16/14	32642	ELIGIBILITY WKR III	N	SR12	03	P	A	0.57	23,406.00	0.57	\$ 391,704	N					
236	LC	10/16/14	32642	ELIGIBILITY WKR III	N	SR12	03	P	N	0.43	17,658.00	0.43	\$ 391,704	N					
236	LC	12/01/14	33131	ELIGIBILITY WKR III	N	SR12	03	P	A	0.57	24,330.00	0.57	\$ 397,572	N					
236	LC	12/01/14	33131	ELIGIBILITY WKR III	N	SR12	03	P	N	0.43	18,354.00	0.43	\$ 397,572	N					
236	LC	11/17/14	33132	ELIGIBILITY WKR III	N	SR16	03	P	A	0.57	22,510.00	0.57	\$ 397,584	N					
236	LC	11/17/14	33132	ELIGIBILITY WKR III	N	SR16	03	P	N	0.43	16,982.00	0.43	\$ 397,584	N					
236	LC	10/01/15	33264	OFFICE ASSISTANT III	N	SR08	03	P	A	0.57	15,219.00	0.57	\$ 399,168	N					

Department of Human Services
Positions Filled from July 1, 2014 to November 30, 2015

Table 15

Prog ID	Sub-Org	Effective Date Position Filled	Position Number	Position Title	Exempt (Y/N)	SR Level	BU Code	T/P	MOF	Budgeted FTE	Budgeted Salary	Adjusted Actual FTE	Annualized Actual Salary	Occupied by 89 Day Hire (Y/N)	Sort by PGM, Pos No, Effective Date, MOF.				
236	LC	10/01/15	33264	OFFICE ASSISTANT III	N	SR08	03	P	N	0.43	11,481.00	0.43	\$ 399,168	N					
236	LC	08/03/15	33906	SECRETARY I	N	SR12	03	P	A	0.57	21,649.00	0.57	\$ 406,872	N					
236	LC	08/03/15	33906	SECRETARY I	N	SR12	03	P	N	0.43	16,331.00	0.43	\$ 406,872	N					
236	LC	11/03/14	33907	OFFICE ASSISTANT III	N	SR08	03	P	A	0.57	15,828.00	0.57	\$ 406,884	N					
236	LC	11/03/14	33907	OFFICE ASSISTANT III	N	SR08	03	P	N	0.43	11,940.00	0.43	\$ 406,884	N					
236	LC	11/02/15	33907	OFFICE ASSISTANT III	N	SR08	03	P	A	0.57	15,828.00	0.57	\$ 406,884	N					
236	LC	11/02/15	33907	OFFICE ASSISTANT III	N	SR08	03	P	N	0.43	11,940.00	0.43	\$ 406,884	N					
236	LC	02/17/15	34332	OFFICE ASSISTANT III	N	SR08	03	P	A	0.57	15,828.00	0.57	\$ 411,984	N					
236	LC	02/17/15	34332	OFFICE ASSISTANT III	N	SR08	03	P	N	0.43	11,940.00	0.43	\$ 411,984	N					
236	LC	03/18/15	34416	OFFICE ASSISTANT III	N	SR08	03	P	A	0.57	20,787.00	0.57	\$ 412,992	N					
236	LC	03/18/15	34416	OFFICE ASSISTANT III	N	SR08	03	P	N	0.43	15,681.00	0.43	\$ 412,992	N					
236	LC	09/18/15	34416	OFFICE ASSISTANT III	N	SR08	03	P	A	0.57	20,787.00	0.57	\$ 412,992	N					
236	LC	09/18/15	34416	OFFICE ASSISTANT III	N	SR08	03	P	N	0.43	15,681.00	0.43	\$ 412,992	N					
236	LC	10/01/15	34708	ELIGIBILITY WKR III	N	SR12	03	P	A	0.57	25,301.00	0.57	\$ 416,496	N					
236	LC	10/01/15	34708	ELIGIBILITY WKR III	N	SR12	03	P	N	0.43	19,087.00	0.43	\$ 416,496	N					
236	LC	04/06/15	34709	ELIGIBILITY WKR I	N	SR12	03	P	A	0.57	17,805.00	0.57	\$ 416,508	N					
236	LC	04/06/15	34709	ELIGIBILITY WKR I	N	SR12	03	P	N	0.43	13,431.00	0.43	\$ 416,508	N					
236	LC	07/16/15	34710	ELIGIBILITY WKR III	N	SR12	03	P	A	0.57	23,406.00	0.57	\$ 416,520	N					
236	LC	07/16/15	34710	ELIGIBILITY WKR III	N	SR12	03	P	N	0.43	17,658.00	0.43	\$ 416,520	N					
236	LC	11/02/15	34715	ELIGIBILITY WKR I	N	SR14	03	P	A	0.57	17,805.00	0.57	\$ 416,580	N					
236	LC	11/02/15	34715	ELIGIBILITY WKR I	N	SR14	03	P	N	0.43	13,431.00	0.43	\$ 416,580	N					
236	LC	10/01/15	34719	ELIGIBILITY WKR I	N	SR12	03	P	A	0.57	17,805.00	0.57	\$ 416,628	N					
236	LC	10/01/15	34719	ELIGIBILITY WKR I	N	SR12	03	P	N	0.43	13,431.00	0.43	\$ 416,628	N					
236	LC	10/01/15	34726	OFFICE ASSISTANT III	N	SR08	03	P	A	0.57	15,828.00	0.57	\$ 416,712	N					
236	LC	10/01/15	34726	OFFICE ASSISTANT III	N	SR08	03	P	N	0.43	11,940.00	0.43	\$ 416,712	N					
236	LC	11/17/14	34740	ELIGIBILITY WKR IV	N	SR18	03	P	A	0.57	27,374.00	0.57	\$ 416,880	N					
236	LC	11/17/14	34740	ELIGIBILITY WKR IV	N	SR18	03	P	N	0.43	20,650.00	0.43	\$ 416,880	N					
236	LC	11/02/15	35071	ELIGIBILITY WKR V	N	SR20	04	P	A	0.57	30,787.00	0.57	\$ 420,852	N					
236	LC	11/02/15	35071	ELIGIBILITY WKR V	N	SR20	04	P	N	0.43	23,225.00	0.43	\$ 420,852	N					
236	LC	10/16/15	42989	SECRETARY I	N	SR14	03	P	A	0.57	16,266.00	0.57	\$ 515,868	N					
236	LC	10/16/15	42989	SECRETARY I	N	SR14	03	P	N	0.43	12,270.00	0.43	\$ 515,868	N					
236	LC	12/01/14	43330	OFFICE ASSISTANT III	N	SR08	03	P	A	0.57	15,828.00	0.57	\$ 519,960	N					
236	LC	12/01/14	43330	OFFICE ASSISTANT III	N	SR08	03	P	N	0.43	11,940.00	0.43	\$ 519,960	N					
236	LC	03/24/15	43330	OFFICE ASSISTANT III	N	SR08	03	P	A	0.57	15,828.00	0.57	\$ 519,960	N					
236	LC	03/24/15	43330	OFFICE ASSISTANT III	N	SR08	03	P	N	0.43	11,940.00	0.43	\$ 519,960	N					
236	LC	11/02/15	45438	SELF-SUFF/SUPP SVCS SPCLT III	N	SR20	13	P	A	0.50	23,706.00	0.50	\$ 545,256	N					
236	LC	11/02/15	45438	SELF-SUFF/SUPP SVCS SPCLT III	N	SR20	13	P	N	0.50	23,706.00	0.50	\$ 545,256	N					
236	LC	06/01/15	45442	SECRETARY I	N	SR12	03	P	A	0.50	24,984.00	0.50	\$ 545,304	N					
236	LC	06/01/15	45442	SECRETARY I	N	SR12	03	P	N	0.50	24,984.00	0.50	\$ 545,304	N					
236	LC	09/02/14	45462	SECRETARY I	N	SR12	03	P	A	0.50	20,520.00	0.50	\$ 545,544	N					
236	LC	09/02/14	45462	SECRETARY I	N	SR12	03	P	N	0.50	20,520.00	0.50	\$ 545,544	N					
236	LC	05/15/15	45464	OFFICE ASSISTANT III	N	SR08	03	P	A	0.50	16,230.00	0.50	\$ 545,568	N					
236	LC	05/15/15	45464	OFFICE ASSISTANT III	N	SR08	03	P	N	0.50	16,230.00	0.50	\$ 545,568	N					

Department of Human Services
Positions Filled from July 1, 2014 to November 30, 2015

Table 15

Prog ID	Sub-Org	Effective Date Position Filled	Position Number	Position Title	Exempt (Y/N)	SR Level	BU Code	T/P	MOF	Budgeted FTE	Budgeted Salary	Adjusted Actual FTE	Annualized Actual Salary	Occupied by 89 Day Hire (Y/N)	Sort by PGM, Pos No, Effective Date, MOF.				
301	SA	07/07/14	4679	SOCIAL WORKER IV	N	SR22	13	P	A	0.60	28,937.00	0.60	\$ 56,148	N					
301	SA	07/07/14	4679	SOCIAL WORKER IV	N	SR22	13	P	N	0.40	19,291.00	0.40	\$ 56,148	N					
301	SA	09/02/14	6418	CHILD/ADULT PROTETV SVCS SPCLT	N	SR20	13	P	A	0.60	29,585.00	0.60	\$ 77,016	N					
301	SA	09/02/14	6418	CHILD/ADULT PROTETV SVCS SPCLT	N	SR20	13	P	N	0.40	19,723.00	0.40	\$ 77,016	N					
301	SA	12/08/14	16922	FAMILY SERVICES ASSISTANT	N	SR11	03	P	A	0.60	18,727.00	0.60	\$ 203,064	N					
301	SA	12/08/14	16922	FAMILY SERVICES ASSISTANT	N	SR11	03	P	N	0.40	12,485.00	0.40	\$ 203,064	N					
301	SA	11/05/14	17390	HUMAN SVCS PROF IV	N	SR22	13	P	A	0.60	28,937.00	0.60	\$ 208,680	N					
301	SA	11/05/14	17390	HUMAN SVCS PROF IV	N	SR22	13	P	N	0.40	19,291.00	0.40	\$ 208,680	N					
301	SA	12/16/14	17693	SOCIAL WORKER IV	N	SR20	13	P	A	0.60	28,937.00	0.60	\$ 212,316	N					
301	SA	12/16/14	17693	SOCIAL WORKER IV	N	SR20	13	P	N	0.40	19,291.00	0.40	\$ 212,316	N					
301	SA	02/18/15	17695	CHILD/ADULT PROTETV SVCS SPCLT	N	SR20	13	P	A	0.60	31,320.00	0.60	\$ 212,340	N					
301	SA	02/18/15	17695	CHILD/ADULT PROTETV SVCS SPCLT	N	SR20	13	P	N	0.40	20,880.00	0.40	\$ 212,340	N					
301	SA	11/16/15	17700	SOCIAL WORKER V	N	SR25	23	P	A	0.60	39,632.00	0.60	\$ 212,400	N					
301	SA	11/16/15	17700	SOCIAL WORKER V	N	SR25	23	P	N	0.40	26,422.00	0.40	\$ 212,400	N					
301	SA	11/02/15	19410	HUMAN SVCS PROF III	N	SR22	13	P	A	0.60	26,748.00	0.60	\$ 232,920	N					
301	SA	11/02/15	19410	HUMAN SVCS PROF III	N	SR22	13	P	N	0.40	17,832.00	0.40	\$ 232,920	N					
301	SA	09/08/14	19413	HUMAN SERVICES PROF III	N	SR20	13	P	A	0.60	26,287.00	0.60	\$ 232,956	N					
301	SA	09/08/14	19413	HUMAN SERVICES PROF III	N	SR20	13	P	N	0.40	17,525.00	0.40	\$ 232,956	N					
301	SA	10/16/14	22280	SOCIAL SERVICE AID III	N	SR09	03	P	A	0.60	17,323.00	0.60	\$ 267,360	N					
301	SA	10/16/14	22280	SOCIAL SERVICE AID III	N	SR09	03	P	N	0.40	11,549.00	0.40	\$ 267,360	N					
301	SA	08/18/14	26395	SECRETARY I	N	SR12	03	P	A	0.60	18,022.00	0.60	\$ 316,740	N					
301	SA	08/18/14	26395	SECRETARY I	N	SR12	03	P	N	0.40	12,014.00	0.40	\$ 316,740	N					
301	SA	03/02/15	26702	CHILD/ADULT PROTETV SVCS SPCLT	N	SR20	13	P	A	0.60	30,103.00	0.60	\$ 320,424	N					
301	SA	03/02/15	26702	CHILD/ADULT PROTETV SVCS SPCLT	N	SR20	13	P	N	0.40	20,069.00	0.40	\$ 320,424	N					
301	SA	05/21/15	26703	HUMAN SVCS PROF III	N	SR20	13	P	A	0.60	26,748.00	0.60	\$ 43,805	Y					
301	SA	05/21/15	26703	HUMAN SVCS PROF III	N	SR20	13	P	N	0.40	17,832.00	0.40	\$ 43,805	Y					
301	SA	08/19/15	26703	HUMAN SVCS PROF III	N	SR20	13	P	A	0.60	26,748.00	0.60	\$ 43,805	Y					
301	SA	08/19/15	26703	HUMAN SVCS PROF III	N	SR20	13	P	N	0.40	17,832.00	0.40	\$ 43,805	Y					
301	SA	06/24/15	26707	SOCIAL WORKER III	N	SR22	13	P	A	0.60	26,748.00	0.60	\$ 320,484	N					
301	SA	06/24/15	26707	SOCIAL WORKER III	N	SR22	13	P	N	0.40	17,832.00	0.40	\$ 320,484	N					
301	SA	08/14/14	27193	HUMAN SERVICES PROF V	N	SR24	13	P	A	0.60	32,018.00	0.60	\$ 326,316	N					
301	SA	08/14/14	27193	HUMAN SERVICES PROF V	N	SR24	13	P	N	0.40	21,346.00	0.40	\$ 326,316	N					
301	SA	01/12/15	28420	CHILD/ADULT PROTETV SVCS SPCLT	N	SR18	73	P	A	0.60	30,103.00	0.60	\$ 40,539	Y					
301	SA	01/12/15	28420	CHILD/ADULT PROTETV SVCS SPCLT	N	SR18	73	P	N	0.40	20,069.00	0.40	\$ 40,539	Y					
301	SA	04/14/15	28420	CHILD/ADULT PROTETV SVCS SPCLT	N	SR18	73	P	A	0.60	30,103.00	0.60	\$ 40,539	Y					
301	SA	04/14/15	28420	CHILD/ADULT PROTETV SVCS SPCLT	N	SR18	73	P	N	0.40	20,069.00	0.40	\$ 40,539	Y					
301	SA	05/01/15	28420	CHILD/ADULT PROTETV SVCS SPCLT	N	SR18	73	P	A	0.60	30,103.00	0.60	\$ 40,539	Y					
301	SA	05/01/15	28420	CHILD/ADULT PROTETV SVCS SPCLT	N	SR18	73	P	N	0.40	20,069.00	0.40	\$ 40,539	Y					
301	SA	08/01/14	29540	CHILD/ADULT PROTETV SVCS SPCLT	N	SR20	13	P	A	0.60	29,585.00	0.60	\$ 354,480	N					
301	SA	08/01/14	29540	CHILD/ADULT PROTETV SVCS SPCLT	N	SR20	13	P	N	0.40	19,723.00	0.40	\$ 354,480	N					
301	SA	04/16/15	29540	CHILD/ADULT PROTETV SVCS SPCLT	N	SR20	13	P	A	0.60	29,585.00	0.60	\$ 354,480	N					
301	SA	04/16/15	29540	CHILD/ADULT PROTETV SVCS SPCLT	N	SR20	13	P	N	0.40	19,723.00	0.40	\$ 354,480	N					
301	SA	12/16/14	32765	HUMAN SVCS PROF IV	N	SR22	13	P	A	0.60	28,937.00	0.60	\$ 393,180	N					

Department of Human Services
Positions Filled from July 1, 2014 to November 30, 2015

Table 15

Prog ID	Sub-Org	Effective Date Position Filled	Position Number	Position Title	Exempt (Y/N)	SR Level	BU Code	T/P	MOF	Budgeted FTE	Budgeted Salary	Adjusted Actual FTE	Annualized Actual Salary	Occupied by 89 Day Hire (Y/N)	Sort by PGM, Pos No, Effective Date, MOF.				
301	SA	12/16/14	32765	HUMAN SVCS PROF IV	N	SR22	13	P	N	0.40	19,291.00	0.40	\$ 393,180	N					
301	SA	05/04/15	32966	CHILD/ADULT PROTETV SVCS SPCLT	N	SR18	73	P	A	0.60	42,851.00	0.60	\$ 40,539	Y					
301	SA	05/04/15	32966	CHILD/ADULT PROTETV SVCS SPCLT	N	SR18	73	P	N	0.40	28,567.00	0.40	\$ 40,539	Y					
301	SA	07/16/15	32966	CHILD/ADULT PROTETV SVCS SPCLT	N	SR18	73	P	A	0.60	42,851.00	0.60	\$ 40,539	Y					
301	SA	07/16/15	32966	CHILD/ADULT PROTETV SVCS SPCLT	N	SR18	73	P	N	0.40	28,567.00	0.40	\$ 40,539	Y					
301	SA	03/02/15	34077	CHILD/ADULT PROTETV SVCS SPCLT	N	SR20	13	P	A	0.60	33,876.00	0.60	\$ 408,924	N					
301	SA	03/02/15	34077	CHILD/ADULT PROTETV SVCS SPCLT	N	SR20	13	P	N	0.40	22,584.00	0.40	\$ 408,924	N					
301	SA	04/01/15	34114	SOCIAL SERVICE AID III	N	SR11	03	P	A	0.60	18,742.00	0.60	\$ 409,368	N					
301	SA	04/01/15	34114	SOCIAL SERVICE AID III	N	SR11	03	P	N	0.40	12,494.00	0.40	\$ 409,368	N					
301	SA	09/02/14	34311	CHILD/ADULT PROTETV SVCS SPCLT	N	SR22	13	P	A	0.60	29,585.00	0.60	\$ 411,732	N					
301	SA	09/02/14	34311	CHILD/ADULT PROTETV SVCS SPCLT	N	SR22	13	P	N	0.40	19,723.00	0.40	\$ 411,732	N					
301	SA	08/17/15	34375	SECRETARY I	N	SR12	03	P	A	0.60	23,695.00	0.60	\$ 412,500	N					
301	SA	08/17/15	34375	SECRETARY I	N	SR12	03	P	N	0.40	15,797.00	0.40	\$ 412,500	N					
301	SA	12/22/14	34398	SOCIAL WORKER IV	N	SR20	13	P	A	0.60	28,937.00	0.60	\$ 412,776	N					
301	SA	12/22/14	34398	SOCIAL WORKER IV	N	SR20	13	P	N	0.40	19,291.00	0.40	\$ 412,776	N					
301	SA	03/16/15	34774	SOCIAL WORKER V	N	SR24	13	P	A	0.60	44,586.00	0.60	\$ 417,288	N					
301	SA	03/16/15	34774	SOCIAL WORKER V	N	SR24	13	P	N	0.40	29,724.00	0.40	\$ 417,288	N					
301	SA	08/03/15	35442	SOCIAL WORKER III	N	SR20	13	P	A	0.60	26,287.00	0.60	\$ 425,304	N					
301	SA	08/03/15	35442	SOCIAL WORKER III	N	SR20	13	P	N	0.40	17,525.00	0.40	\$ 425,304	N					
301	SA	11/03/14	35703	SOCIAL SERVICE AID III	N	SR09	03	P	A	0.60	16,020.00	0.60	\$ 428,436	N					
301	SA	11/03/14	35703	SOCIAL SERVICE AID III	N	SR09	03	P	N	0.40	10,680.00	0.40	\$ 428,436	N					
301	SA	11/09/15	35703	SOCIAL SERVICE AID III	N	SR09	03	P	A	0.60	16,020.00	0.60	\$ 428,436	N					
301	SA	11/09/15	35703	SOCIAL SERVICE AID III	N	SR09	03	P	N	0.40	10,680.00	0.40	\$ 428,436	N					
301	SA	09/16/14	35756	CHILD/ADLT PROT SVCS SUPV I	N	SR25	23	P	A	0.60	45,576.00	0.60	\$ 429,072	N					
301	SA	09/16/14	35756	CHILD/ADLT PROT SVCS SUPV I	N	SR25	23	P	N	0.40	30,384.00	0.40	\$ 429,072	N					
301	SA	09/02/14	36142	CHILD/ADULT PROTETV SVCS SPCLT	N	SR22	13	P	A	0.60	36,007.00	0.60	\$ 433,704	N					
301	SA	09/02/14	36142	CHILD/ADULT PROTETV SVCS SPCLT	N	SR22	13	P	N	0.40	24,005.00	0.40	\$ 433,704	N					
301	SA	03/02/15	36143	HUMAN SVCS PROF IV	N	SR20	13	P	A	0.60	28,937.00	0.60	\$ 433,716	N					
301	SA	03/02/15	36143	HUMAN SVCS PROF IV	N	SR20	13	P	N	0.40	19,291.00	0.40	\$ 433,716	N					
301	SA	07/28/14	36144	HUMAN SVCS PROF III	N	SR20	13	P	A	0.60	26,748.00	0.60	\$ 433,728	N					
301	SA	07/28/14	36144	HUMAN SVCS PROF III	N	SR20	13	P	N	0.40	17,832.00	0.40	\$ 433,728	N					
301	SA	01/02/15	36191	SECRETARY I	N	SR12	03	P	A	0.60	22,788.00	0.60	\$ 434,292	N					
301	SA	01/02/15	36191	SECRETARY I	N	SR12	03	P	N	0.40	15,192.00	0.40	\$ 434,292	N					
301	SA	08/25/14	36299	CHILD/ADULT PROTETV SVCS SPCLT	N	SR23	13	P	A	0.60	29,585.00	0.60	\$ 49,317	Y					
301	SA	08/25/14	36299	CHILD/ADULT PROTETV SVCS SPCLT	N	SR23	13	P	N	0.40	19,723.00	0.40	\$ 49,317	Y					
301	SA	10/27/14	36299	CHILD/ADULT PROTETV SVCS SPCLT	N	SR23	13	P	A	0.60	29,585.00	0.60	\$ 49,317	Y					
301	SA	10/27/14	36299	CHILD/ADULT PROTETV SVCS SPCLT	N	SR23	13	P	N	0.40	19,723.00	0.40	\$ 49,317	Y					
301	SA	07/01/14	36300	SOCIAL WORKER III	N	SR20	13	P	A	0.60	26,748.00	0.60	\$ 435,600	N					
301	SA	07/01/14	36300	SOCIAL WORKER III	N	SR20	13	P	N	0.40	17,832.00	0.40	\$ 435,600	N					
301	SA	12/22/14	36301	HUMAN SVCS PROF III	N	SR22	13	P	A	0.60	26,748.00	0.60	\$ 435,612	N					
301	SA	12/22/14	36301	HUMAN SVCS PROF III	N	SR22	13	P	N	0.40	17,832.00	0.40	\$ 435,612	N					
301	SA	07/14/15	36301	HUMAN SVCS PROF III	N	SR22	13	P	A	0.60	26,748.00	0.60	\$ 435,612	N					
301	SA	07/14/15	36301	HUMAN SVCS PROF III	N	SR22	13	P	N	0.40	17,832.00	0.40	\$ 435,612	N					

Department of Human Services
Positions Filled from July 1, 2014 to November 30, 2015

Table 15

Prog ID	Sub-Org	Effective Date Position Filled	Position Number	Position Title	Exempt (Y/N)	SR Level	BU Code	T/P	MOF	Budgeted FTE	Budgeted Salary	Adjusted Actual FTE	Annualized Actual Salary	Occupied by 89 Day Hire (Y/N)	Sort by PGM, Pos No, Effective Date, MOF.				
301	SA	10/13/15	36301	HUMAN SVCS PROF III	N	SR22	13	P	A	0.60	26,748.00	0.60	\$ 435,612	N					
301	SA	10/13/15	36301	HUMAN SVCS PROF III	N	SR22	13	P	N	0.40	17,832.00	0.40	\$ 435,612	N					
301	SA	07/11/14	36320	HUMAN SVCS PROF III	N	SR20	13	P	A	0.60	26,748.00	0.60	\$ 435,840	N					
301	SA	07/11/14	36320	HUMAN SVCS PROF III	N	SR20	13	P	N	0.40	17,832.00	0.40	\$ 435,840	N					
301	SA	07/16/14	36323	SOCIAL WORKER IV	N	SR22	13	P	A	0.60	35,237.00	0.60	\$ 435,876	N					
301	SA	07/16/14	36323	SOCIAL WORKER IV	N	SR22	13	P	N	0.40	23,491.00	0.40	\$ 435,876	N					
301	SA	09/02/14	36332	CHILD/ADULT PROTETV SVCS SPCLT	N	SR20	13	P	A	0.60	29,585.00	0.60	\$ 435,984	N					
301	SA	09/02/14	36332	CHILD/ADULT PROTETV SVCS SPCLT	N	SR20	13	P	N	0.40	19,723.00	0.40	\$ 435,984	N					
301	SA	02/18/15	36418	SOCIAL SERVICE AID III	N	SR09	03	P	A	0.60	20,232.00	0.60	\$ 437,016	N					
301	SA	02/18/15	36418	SOCIAL SERVICE AID III	N	SR09	03	P	N	0.40	13,488.00	0.40	\$ 437,016	N					
301	SA	10/16/15	36418	SOCIAL SERVICE AID III	N	SR09	03	P	A	0.60	20,232.00	0.60	\$ 437,016	N					
301	SA	10/16/15	36418	SOCIAL SERVICE AID III	N	SR09	03	P	N	0.40	13,488.00	0.40	\$ 437,016	N					
301	SA	10/27/14	36504	OFFICE ASSISTANT III	N	SR08	03	P	A	0.60	22,788.00	0.60	\$ 438,048	N					
301	SA	10/27/14	36504	OFFICE ASSISTANT III	N	SR08	03	P	N	0.40	15,192.00	0.40	\$ 438,048	N					
301	SA	02/17/15	36509	SOCIAL SERVICE AID III	N	SR09	03	P	A	0.60	22,788.00	0.60	\$ 438,108	N					
301	SA	02/17/15	36509	SOCIAL SERVICE AID III	N	SR09	03	P	N	0.40	15,192.00	0.40	\$ 438,108	N					
301	SA	10/16/14	36586	HUMAN SVCS PROF III	N	SR22	13	P	A	0.60	26,748.00	0.60	\$ 439,032	N					
301	SA	10/16/14	36586	HUMAN SVCS PROF III	N	SR22	13	P	N	0.40	17,832.00	0.40	\$ 439,032	N					
301	SA	12/16/14	36695	SOCIAL WORKER V	N	SR25	23	P	A	0.60	32,580.00	0.60	\$ 440,340	N					
301	SA	12/16/14	36695	SOCIAL WORKER V	N	SR25	23	P	N	0.40	21,720.00	0.40	\$ 440,340	N					
301	SA	01/02/15	39413	SECRETARY I	N	SR12	03	P	A	0.60	22,788.00	0.60	\$ 472,956	N					
301	SA	01/02/15	39413	SECRETARY I	N	SR12	03	P	N	0.40	15,192.00	0.40	\$ 472,956	N					
301	SA	02/17/15	39414	CHILD/ADULT PROTETV SVCS SPCLT	N	SR22	13	P	A	0.60	31,320.00	0.60	\$ 472,968	N					
301	SA	02/17/15	39414	CHILD/ADULT PROTETV SVCS SPCLT	N	SR22	13	P	N	0.40	20,880.00	0.40	\$ 472,968	N					
301	SA	11/16/15	39416	SOCIAL SERVICE ASSISTANT IV	N	SR11	03	P	A	0.60	20,232.00	0.60	\$ 472,992	N					
301	SA	11/16/15	39416	SOCIAL SERVICE ASSISTANT IV	N	SR11	03	P	N	0.40	13,488.00	0.40	\$ 472,992	N					
301	SA	07/01/15	39419	OFFICE ASSISTANT III	N	SR08	03	P	A	0.60	16,661.00	0.60	\$ 473,028	N					
301	SA	07/01/15	39419	OFFICE ASSISTANT III	N	SR08	03	P	N	0.40	11,107.00	0.40	\$ 473,028	N					
301	SA	08/04/14	39424	SOCIAL SERVICE ASSISTANT IV	N	SR11	03	P	A	0.60	17,302.00	0.60	\$ 473,088	N					
301	SA	08/04/14	39424	SOCIAL SERVICE ASSISTANT IV	N	SR11	03	P	N	0.40	11,534.00	0.40	\$ 473,088	N					
301	SA	11/02/15	39781	SOCIAL SERVICE ASSISTANT IV	N	SR11	03	P	A	0.60	19,476.00	0.60	\$ 477,372	N					
301	SA	11/02/15	39781	SOCIAL SERVICE ASSISTANT IV	N	SR11	03	P	N	0.40	12,984.00	0.40	\$ 477,372	N					
301	SA	09/16/14	40515	SOCIAL SERVICE AID III	N	SR09	03	P	A	0.60	16,020.00	0.60	\$ 486,180	N					
301	SA	09/16/14	40515	SOCIAL SERVICE AID III	N	SR09	03	P	N	0.40	10,680.00	0.40	\$ 486,180	N					
301	SA	06/01/15	40516	SOCIAL SERVICE AID III	N	SR09	03	P	A	0.60	17,323.00	0.60	\$ 486,192	N					
301	SA	06/01/15	40516	SOCIAL SERVICE AID III	N	SR09	03	P	N	0.40	11,549.00	0.40	\$ 486,192	N					
301	SA	04/01/15	40759	SOCIAL SERVICE ASSISTANT IV	N	SR11	03	P	A	0.60	25,610.00	0.60	\$ 489,108	N					
301	SA	04/01/15	40759	SOCIAL SERVICE ASSISTANT IV	N	SR11	03	P	N	0.40	17,074.00	0.40	\$ 489,108	N					
301	SA	07/30/15	40885	SOCIAL SERVICE ASSISTANT IV	N	SR11	03	P	A	0.60	26,633.00	0.60	\$ 490,620	N					
301	SA	07/30/15	40885	SOCIAL SERVICE ASSISTANT IV	N	SR11	03	P	N	0.40	17,755.00	0.40	\$ 490,620	N					
301	SA	11/10/14	41103	CHILD/ADLT PROTV SVCS SUPVR II	N	SR27	23	P	A	0.60	52,146.00	0.60	\$ 493,236	N					
301	SA	11/10/14	41103	CHILD/ADLT PROTV SVCS SUPVR II	N	SR27	23	P	N	0.40	34,764.00	0.40	\$ 493,236	N					
301	SA	01/12/15	42320	CHILD/ADULT PROTETV SVCS SPCLT	N	SR25	23	P	A	0.60	29,585.00	0.60	\$ 507,840	N					

Department of Human Services
Positions Filled from July 1, 2014 to November 30, 2015

Table 15

Prog ID	Sub-Org	Effective Date Position Filled	Position Number	Position Title	Exempt (Y/N)	SR Level	BU Code	T/P	MOF	Budgeted FTE	Budgeted Salary	Adjusted Actual FTE	Annualized Actual Salary	Occupied by 89 Day Hire (Y/N)	Sort by PGM, Pos No, Effective Date, MOF.				
301	SA	01/12/15	42320	CHILD/ADULT PROTETV SVCS SPCLT	N	SR25	23	P	N	0.40	19,723.00	0.40	\$ 507,840	N					
301	SA	07/01/14	42325	SOCIAL WORKER III	N	SR20	13	P	A	0.60	26,748.00	0.60	\$ 507,900	N					
301	SA	07/01/14	42325	SOCIAL WORKER III	N	SR20	13	P	N	0.40	17,832.00	0.40	\$ 507,900	N					
301	SA	05/01/15	42342	SOCIAL SERVICE ASSISTANT IV	N	SR11	03	P	A	0.60	24,638.00	0.60	\$ 508,104	N					
301	SA	05/01/15	42342	SOCIAL SERVICE ASSISTANT IV	N	SR11	03	P	N	0.40	16,426.00	0.40	\$ 508,104	N					
301	SA	03/04/15	42343	SOCIAL SERVICE ASSISTANT IV	N	SR11	03	P	A	0.60	19,476.00	0.60	\$ 508,116	N					
301	SA	03/04/15	42343	SOCIAL SERVICE ASSISTANT IV	N	SR11	03	P	N	0.40	12,984.00	0.40	\$ 508,116	N					
301	SA	07/16/15	42345	SOCIAL SERVICE ASSISTANT IV	N	SR11	03	P	A	0.60	20,232.00	0.60	\$ 508,140	N					
301	SA	07/16/15	42345	SOCIAL SERVICE ASSISTANT IV	N	SR11	03	P	N	0.40	13,488.00	0.40	\$ 508,140	N					
301	SA	09/01/15	42347	SOCIAL SERVICE ASSISTANT IV	N	SR11	03	P	A	0.60	24,638.00	0.60	\$ 508,164	N					
301	SA	09/01/15	42347	SOCIAL SERVICE ASSISTANT IV	N	SR11	03	P	N	0.40	16,426.00	0.40	\$ 508,164	N					
301	SA	01/05/15	42368	SOCIAL WORKER IV	N	SR20	13	P	A	0.60	28,937.00	0.60	\$ 508,416	N					
301	SA	01/05/15	42368	SOCIAL WORKER IV	N	SR20	13	P	N	0.40	19,291.00	0.40	\$ 508,416	N					
301	SA	07/05/15	42368	SOCIAL WORKER IV	N	SR20	13	P	A	0.60	28,937.00	0.60	\$ 508,416	N					
301	SA	07/05/15	42368	SOCIAL WORKER IV	N	SR20	13	P	N	0.40	19,291.00	0.40	\$ 508,416	N					
301	SA	09/08/15	42376	HUMAN SVCS PROF IV	N	SR20	13	P	A	0.60	28,937.00	0.60	\$ 508,512	N					
301	SA	09/08/15	42376	HUMAN SVCS PROF IV	N	SR20	13	P	N	0.40	19,291.00	0.40	\$ 508,512	N					
301	SA	09/23/14	42377	CHILD/ADULT PROTETV SVCS SPCLT	N	SR23	13	P	A	0.60	29,585.00	0.60	\$ 508,524	N					
301	SA	09/23/14	42377	CHILD/ADULT PROTETV SVCS SPCLT	N	SR23	13	P	N	0.40	19,723.00	0.40	\$ 508,524	N					
301	SA	08/04/15	42377	CHILD/ADULT PROTETV SVCS SPCLT	N	SR23	13	P	A	0.60	29,585.00	0.60	\$ 508,524	N					
301	SA	08/04/15	42377	CHILD/ADULT PROTETV SVCS SPCLT	N	SR23	13	P	N	0.40	19,723.00	0.40	\$ 508,524	N					
301	SA	06/01/15	42378	CHILD/ADULT PROTETV SVCS SPCLT	N	SR20	13	P	A	0.60	38,110.00	0.60	\$ 508,536	N					
301	SA	06/01/15	42378	CHILD/ADULT PROTETV SVCS SPCLT	N	SR20	13	P	N	0.40	25,406.00	0.40	\$ 508,536	N					
301	SA	04/01/15	42524	SOCIAL SERVICE ASSISTANT IV	N	SR11	63	P	A	0.60	17,302.00	0.60	\$ 29,994	Y					
301	SA	04/01/15	42524	SOCIAL SERVICE ASSISTANT IV	N	SR11	63	P	N	0.40	11,534.00	0.40	\$ 29,994	Y					
301	SA	08/17/15	42524	SOCIAL SERVICE ASSISTANT IV	N	SR11	63	P	A	0.60	17,302.00	0.60	\$ 29,994	Y					
301	SA	08/17/15	42524	SOCIAL SERVICE ASSISTANT IV	N	SR11	63	P	N	0.40	11,534.00	0.40	\$ 29,994	Y					
301	SA	11/17/15	42524	SOCIAL SERVICE ASSISTANT IV	N	SR11	63	P	A	0.60	17,302.00	0.60	\$ 29,994	Y					
301	SA	11/17/15	42524	SOCIAL SERVICE ASSISTANT IV	N	SR11	63	P	N	0.40	11,534.00	0.40	\$ 29,994	Y					
301	SA	10/16/15	42595	SOCIAL WORKER IV	N	SR22	73	P	A	0.60	28,937.00	0.60	\$ 47,403	Y					
301	SA	10/16/15	42595	SOCIAL WORKER IV	N	SR22	73	P	N	0.40	19,291.00	0.40	\$ 47,403	Y					
301	SA	08/17/15	42596	HUMAN SVCS PROF III	N	SR18	13	P	A	0.60	26,748.00	0.60	\$ 511,152	N					
301	SA	08/17/15	42596	HUMAN SVCS PROF III	N	SR18	13	P	N	0.40	17,832.00	0.40	\$ 511,152	N					
301	SA	04/01/15	42599	HUMAN SVCS PROF IV	N	SR20	13	P	A	0.60	28,937.00	0.60	\$ 511,188	N					
301	SA	04/01/15	42599	HUMAN SVCS PROF IV	N	SR20	13	P	N	0.40	19,291.00	0.40	\$ 511,188	N					
301	SA	07/01/15	43767	SOCIAL SERVICE ASSISTANT IV	N	SR11	63	P	A	0.60	18,742.00	0.60	\$ 29,994	Y					
301	SA	07/01/15	43767	SOCIAL SERVICE ASSISTANT IV	N	SR11	63	P	N	0.40	12,494.00	0.40	\$ 29,994	Y					
301	SA	09/16/15	43767	SOCIAL SERVICE ASSISTANT IV	N	SR11	63	P	A	0.60	18,742.00	0.60	\$ 29,994	Y					
301	SA	09/16/15	43767	SOCIAL SERVICE ASSISTANT IV	N	SR11	63	P	N	0.40	12,494.00	0.40	\$ 29,994	Y					
301	SA	10/01/14	43784	HUMAN SERVICES PROF III	N	SR20	13	P	A	0.60	36,007.00	0.60	\$ 525,408	N					
301	SA	10/01/14	43784	HUMAN SERVICES PROF III	N	SR20	13	P	N	0.40	24,005.00	0.40	\$ 525,408	N					
301	SA	11/09/15	43854	SOCIAL WORKER III	N	SR20	13	P	A	0.60	33,876.00	0.60	\$ 526,248	N					
301	SA	11/09/15	43854	SOCIAL WORKER III	N	SR20	13	P	N	0.40	21,346.00	0.40	\$ 526,248	N					

Department of Human Services
Positions Filled from July 1, 2014 to November 30, 2015

Table 15

Prog ID	Sub-Org	Effective Date	Position	Position Title	Exempt	SR Level	BU Code	T/P	MOF	Budgeted	Budgeted	Adjusted	Annualized	Occupied	Sort by PGM, Pos No, Effective Date, MOF.				
		Position Filled	Number		(Y/N)					FTE	Salary	Actual FTE	Actual Salary	by 89 Day Hire (Y/N)					
301	SA	03/19/15	44086	HUMAN SVCS PROF IV	N	SR20	13	P	A	0.60	33,876.00	0.60	\$ 529,032	N					
301	SA	03/19/15	44086	CHILD/ADULT PROTETV SVCS SPCLT	N	SR20	13	P	N	0.40	19,723.00	0.40	\$ 529,032	N					
301	SA	07/21/14	44099	HUMAN SVCS PROF V	N	SR24	23	P	A	0.60	42,851.00	0.60	\$ 529,188	N					
301	SA	07/21/14	44099	HUMAN SVCS PROF V	N	SR24	23	P	N	0.40	28,567.00	0.40	\$ 529,188	N					
301	SA	01/21/15	44099	HUMAN SVCS PROF V	N	SR24	23	P	A	0.60	42,851.00	0.60	\$ 529,188	N					
301	SA	01/21/15	44099	HUMAN SVCS PROF V	N	SR24	23	P	N	0.40	28,567.00	0.40	\$ 529,188	N					
301	SA	06/01/15	44240	HUMAN SVCS PROF III	N	SR22	13	P	A	0.60	26,748.00	0.60	\$ 530,880	N					
301	SA	06/01/15	44240	HUMAN SVCS PROF III	N	SR22	13	P	N	0.40	17,832.00	0.40	\$ 530,880	N					
301	SA	10/16/14	44562	SOCIAL SERVICE AID III	N	SR09	03	P	A	0.60	16,661.00	0.60	\$ 534,744	N					
301	SA	10/16/14	44562	SOCIAL SERVICE AID III	N	SR09	03	P	N	0.40	11,107.00	0.40	\$ 534,744	N					
301	SA	01/07/15	44707	HUMAN SVCS PROF III	N	SR22	13	P	A	0.60	26,748.00	0.60	\$ 536,484	N					
301	SA	01/07/15	44707	HUMAN SVCS PROF III	N	SR22	13	P	N	0.40	17,832.00	0.40	\$ 536,484	N					
301	SA	09/16/15	46327	OFFICE ASSISTANT III	N	SR08	03	P	A	0.60	16,661.00	0.60	\$ 555,924	N					
301	SA	09/16/15	46327	OFFICE ASSISTANT III	N	SR08	03	P	N	0.40	10,680.00	0.40	\$ 555,924	N					
301	SA	08/17/15	46328	OFFICE ASSISTANT III	N	SR08	63	P	A	0.60	16,661.00	0.60	\$ 26,707	Y					
301	SA	08/17/15	46328	OFFICE ASSISTANT III	N	SR08	63	P	N	0.40	10,680.00	0.40	\$ 26,707	Y					
301	SA	10/16/15	46328	OFFICE ASSISTANT III	N	SR08	63	P	A	0.60	16,661.00	0.60	\$ 26,707	Y					
301	SA	10/16/15	46328	OFFICE ASSISTANT III	N	SR08	63	P	N	0.40	10,680.00	0.40	\$ 26,707	Y					
301	SA	09/08/15	46360	SOCIAL SERVICE ASSISTANT IV	N	SR11	03	P	A	0.60	27,713.00	0.60	\$ 556,320	N					
301	SA	09/08/15	46360	SOCIAL SERVICE ASSISTANT IV	N	SR11	03	P	N	0.40	17,765.00	0.40	\$ 556,320	N					
301	SA	11/03/14	46364	SOCIAL SERVICE ASSISTANT IV	N	SR11	63	P	A	0.60	21,881.00	0.60	\$ 29,994	Y					
301	SA	11/03/14	46364	SOCIAL SERVICE ASSISTANT IV	N	SR11	63	P	N	0.40	11,534.00	0.40	\$ 29,994	Y					
301	SA	02/03/15	46364	SOCIAL SERVICE ASSISTANT IV	N	SR11	63	P	A	0.60	21,881.00	0.60	\$ 29,994	Y					
301	SA	02/03/15	46364	SOCIAL SERVICE ASSISTANT IV	N	SR11	63	P	N	0.40	11,534.00	0.40	\$ 29,994	Y					
301	SA	05/05/15	46364	SOCIAL SERVICE ASSISTANT IV	N	SR11	63	P	A	0.60	21,881.00	0.60	\$ 29,994	Y					
301	SA	05/05/15	46364	SOCIAL SERVICE ASSISTANT IV	N	SR11	63	P	N	0.40	11,534.00	0.40	\$ 29,994	Y					
301	SA	08/24/15	46364	SOCIAL SERVICE ASSISTANT IV	N	SR11	63	P	A	0.60	21,881.00	0.60	\$ 29,994	Y					
301	SA	08/24/15	46364	SOCIAL SERVICE ASSISTANT IV	N	SR11	63	P	N	0.40	11,534.00	0.40	\$ 29,994	Y					
301	SA	02/02/15	46366	SOCIAL SERVICE ASSISTANT IV	N	SR11	03	P	A	0.60	18,742.00	0.60	\$ 556,392	N					
301	SA	02/02/15	46366	SOCIAL SERVICE ASSISTANT IV	N	SR11	03	P	N	0.40	11,534.00	0.40	\$ 556,392	N					
301	SA	07/24/15	46367	SOCIAL SERVICE ASSISTANT IV	N	SR11	03	P	A	0.60	23,695.00	0.60	\$ 556,404	N					
301	SA	07/24/15	46367	SOCIAL SERVICE ASSISTANT IV	N	SR11	03	P	N	0.40	11,534.00	0.40	\$ 556,404	N					
301	SA	09/04/14	46376	SOCIAL SERVICE AID III	N	SR09	63	P	A	0.60	16,661.00	0.60	\$ 27,768	Y					
301	SA	09/04/14	46376	SOCIAL SERVICE AID III	N	SR09	63	P	N	0.40	10,680.00	0.40	\$ 27,768	Y					
301	SA	12/02/14	46376	SOCIAL SERVICE AID III	N	SR09	63	P	A	0.60	16,661.00	0.60	\$ 27,768	Y					
301	SA	12/02/14	46376	SOCIAL SERVICE AID III	N	SR09	63	P	N	0.40	10,680.00	0.40	\$ 27,768	Y					
301	SA	03/04/15	46376	SOCIAL SERVICE AID III	N	SR09	63	P	A	0.60	16,661.00	0.60	\$ 27,768	Y					
301	SA	03/04/15	46376	SOCIAL SERVICE AID III	N	SR09	63	P	N	0.40	10,680.00	0.40	\$ 27,768	Y					
301	SA	05/01/15	46376	SOCIAL SERVICE AID III	N	SR09	63	P	A	0.60	16,661.00	0.60	\$ 27,768	Y					
301	SA	05/01/15	46376	SOCIAL SERVICE AID III	N	SR09	63	P	N	0.40	10,680.00	0.40	\$ 27,768	Y					
301	SA	09/16/15	46384	SOCIAL SERVICE ASSISTANT IV	N	SR11	03	P	A	0.60	18,742.00	0.60	\$ 556,608	N					
301	SA	09/16/15	46384	SOCIAL SERVICE ASSISTANT IV	N	SR11	03	P	N	0.40	11,534.00	0.40	\$ 556,608	N					
301	SA	07/16/14	46387	SECRETARY I	N	SR12	03	P	A	0.60	22,788.00	0.60	\$ 556,644	N					

Department of Human Services
Positions Filled from July 1, 2014 to November 30, 2015

Table 15

Prog ID	Sub-Org	Effective Date Position Filled	Position Number	Position Title	Exempt (Y/N)	SR Level	BU Code	T/P	MOF	Budgeted FTE	Budgeted Salary	Adjusted Actual FTE	Annualized Actual Salary	Occupied by 89 Day Hire (Y/N)	Sort by PGM, Pos No, Effective Date, MOF.				
301	SA	07/16/14	46387	SECRETARY I	N	SR12	03	P	N	0.40	12,014.00	0.40	\$ 556,644	N					
301	SA	09/02/14	47439	SOCIAL WORKER III	N	SR20	13	P	A	0.60	26,287.00	0.60	\$ 569,268	N					
301	SA	09/02/14	47439	SOCIAL WORKER III	N	SR20	13	P	N	0.40	17,525.00	0.40	\$ 569,268	N					
301	SA	08/04/15	47441	SOCIAL SERVICE ASSISTANT IV	N	SR11	03	P	A	0.60	21,067.00	0.60	\$ 569,292	N					
301	SA	08/04/15	47441	SOCIAL SERVICE ASSISTANT IV	N	SR11	03	P	N	0.40	13,502.00	0.40	\$ 569,292	N					
301	SA	11/28/14	108920	SOCIAL SERVICE AID III	N	SR09	03	P	A	0.60	16,661.00	0.60	\$ 1,307,040	N					
301	SA	11/28/14	108920	SOCIAL SERVICE AID III	N	SR09	03	P	N	0.40	10,680.00	0.40	\$ 1,307,040	N					
301	SA	07/06/15	108920	SOCIAL SERVICE AID III	N	SR09	03	P	A	0.60	16,661.00	0.60	\$ 1,307,040	N					
301	SA	07/06/15	108920	SOCIAL SERVICE AID III	N	SR09	03	P	N	0.40	10,680.00	0.40	\$ 1,307,040	N					
301	SA	09/08/14	110569	SOCIAL SERVICE AID III	N	SR09	03	P	A	0.60	16,020.00	0.60	\$ 1,326,828	N					
301	SA	09/08/14	110569	SOCIAL SERVICE AID III	N	SR09	03	P	N	0.40	10,680.00	0.40	\$ 1,326,828	N					
301	SA	05/18/15	110569	SOCIAL SERVICE AID III	N	SR09	03	P	A	0.60	16,020.00	0.60	\$ 1,326,828	N					
301	SA	05/18/15	110569	SOCIAL SERVICE AID III	N	SR09	03	P	N	0.40	10,680.00	0.40	\$ 1,326,828	N					
301	SA	11/16/15	111035	SOCIAL SERVICE AID III	N	SR11	03	P	A	0.60	17,323.00	0.60	\$ 1,332,420	N					
301	SA	11/16/15	111035	SOCIAL SERVICE AID III	N	SR11	03	P	N	0.40	11,549.00	0.40	\$ 1,332,420	N					
301	SA	06/01/15	111039	SOCIAL SERVICE AID III	N	SR11	03	P	A	0.60	17,323.00	0.60	\$ 1,332,468	N					
301	SA	06/01/15	111039	SOCIAL SERVICE AID III	N	SR11	03	P	N	0.40	11,549.00	0.40	\$ 1,332,468	N					
301	SA	07/01/14	112751	HUMAN SVCS PROF III	N	SR20	13	P	N	1.00	44,580.00	1.00	\$ 1,353,012	N					
301	SA	05/18/15	116782	SOCIAL SERVICE ASSISTANT IV	N	SR11	03	P	A	0.60	22,781.00	0.60	\$ 1,401,384	N					
301	SA	05/18/15	116782	SOCIAL SERVICE ASSISTANT IV	N	SR11	03	P	N	0.40	15,797.00	0.40	\$ 1,401,384	N					
301	SA	08/12/14	117488	SOCIAL SERVICE AID III	N	SR09	63	P	A	0.60	16,661.00	0.60	\$ 27,768	Y					
301	SA	08/12/14	117488	SOCIAL SERVICE AID III	N	SR09	63	P	N	0.40	11,107.00	0.40	\$ 27,768	Y					
301	SA	08/29/14	117488	SOCIAL SERVICE AID III	N	SR09	63	P	A	0.60	16,661.00	0.60	\$ 27,768	Y					
301	SA	08/29/14	117488	SOCIAL SERVICE AID III	N	SR09	63	P	N	0.40	11,107.00	0.40	\$ 27,768	Y					
301	SA	11/03/14	117492	SOCIAL SERVICE AID III	N	SR09	03	P	A	0.60	16,020.00	0.60	\$ 1,409,904	N					
301	SA	11/03/14	117492	SOCIAL SERVICE AID III	N	SR09	03	P	N	0.40	10,680.00	0.40	\$ 1,409,904	N					
301	SA	08/01/14	117495	SOCIAL SERVICE AID III	N	SR09	03	P	A	0.60	16,020.00	0.60	\$ 1,409,940	N					
301	SA	08/01/14	117495	SOCIAL SERVICE AID III	N	SR09	03	P	N	0.40	10,680.00	0.40	\$ 1,409,940	N					
301	SA	07/23/15	117495	SOCIAL SERVICE AID III	N	SR09	03	P	A	0.60	16,020.00	0.60	\$ 1,409,940	N					
301	SA	07/23/15	117495	SOCIAL SERVICE AID III	N	SR09	03	P	N	0.40	10,680.00	0.40	\$ 1,409,940	N					
301	SA	03/18/15	117504	SOCIAL SERVICE AID III	N	SR09	03	P	A	0.60	16,661.00	0.60	\$ 1,410,048	N					
301	SA	03/18/15	117504	SOCIAL SERVICE AID III	N	SR09	03	P	N	0.40	11,107.00	0.40	\$ 1,410,048	N					
301	SA	07/01/15	117506	SOCIAL SERVICE AID III	N	SR09	03	P	A	0.60	16,661.00	0.60	\$ 1,410,072	N					
301	SA	07/01/15	117506	SOCIAL SERVICE AID III	N	SR09	03	P	N	0.40	11,107.00	0.40	\$ 1,410,072	N					
301	SA	10/01/14	117513	CHILD/ADULT PROTETV SVCS SPCLT	N	SR20	13	P	A	0.60	29,585.00	0.60	\$ 1,410,156	N					
301	SA	10/01/14	117513	CHILD/ADULT PROTETV SVCS SPCLT	N	SR20	13	P	N	0.40	19,723.00	0.40	\$ 1,410,156	N					
301	SA	03/02/15	118530	SOCIAL SERVICE AID III	N	SR09	63	P	A	0.60	16,654.00	0.60	\$ 27,768	Y					
301	SA	03/02/15	118530	SOCIAL SERVICE AID III	N	SR09	63	P	N	0.40	11,549.00	0.40	\$ 27,768	Y					
301	SA	06/02/15	118530	SOCIAL SERVICE AID III	N	SR09	63	P	A	0.60	16,654.00	0.60	\$ 27,768	Y					
301	SA	06/02/15	118530	SOCIAL SERVICE AID III	N	SR09	63	P	N	0.40	11,549.00	0.40	\$ 27,768	Y					
301	SA	08/03/15	118530	SOCIAL SERVICE AID III	N	SR09	63	P	A	0.60	16,654.00	0.60	\$ 27,768	Y					
301	SA	08/03/15	118530	SOCIAL SERVICE AID III	N	SR09	63	P	N	0.40	11,549.00	0.40	\$ 27,768	Y					
301	SA	11/21/14	118531	SOCIAL SERVICE AID III	N	SR09	63	P	A	0.60	16,654.00	0.60	\$ 27,768	Y					

Department of Human Services
Positions Filled from July 1, 2014 to November 30, 2015

Table 15

Prog ID	Sub-Org	Effective Date Position Filled	Position Number	Position Title	Exempt (Y/N)	SR Level	BU Code	T/P	MOF	Budgeted FTE	Budgeted Salary	Adjusted Actual FTE	Annualized Actual Salary	Occupied by 89 Day Hire (Y/N)	Sort by PGM, Pos No, Effective Date, MOF.				
301	SA	11/21/14	118531	SOCIAL SERVICE AID III	N	SR09	63	P	N	0.40	11,549.00	0.40	\$ 27,768	Y					
301	SA	02/19/15	118531	SOCIAL SERVICE AID III	N	SR09	63	P	A	0.60	16,654.00	0.60	\$ 27,768	Y					
301	SA	02/19/15	118531	SOCIAL SERVICE AID III	N	SR09	63	P	N	0.40	11,549.00	0.40	\$ 27,768	Y					
301	SA	08/24/15	118532	SOCIAL SERVICE AID III	N	SR09	63	P	A	0.60	16,654.00	0.60	\$ 27,768	Y					
301	SA	08/24/15	118532	SOCIAL SERVICE AID III	N	SR09	63	P	N	0.40	11,549.00	0.40	\$ 27,768	Y					
301	SA	11/24/15	118532	SOCIAL SERVICE AID III	N	SR09	63	P	A	0.60	16,654.00	0.60	\$ 27,768	Y					
301	SA	11/24/15	118532	SOCIAL SERVICE AID III	N	SR09	63	P	N	0.40	11,549.00	0.40	\$ 27,768	Y					
301	SA	04/01/15	118534	SOCIAL SERVICE AID II	N	SR09	03	P	N	1.00	26,700.00	1.00	\$ 1,422,408	N					
301	SA	08/03/15	118540	CHILD/ADULT PROTETV SVCS SPCLT	N	SR20	13	P	N	1.00	49,308.00	1.00	\$ 1,422,480	N					
301	SA	11/16/15	118541	SOCIAL SERVICE AID II	N	SR07	03	P	N	1.00	26,700.00	1.00	\$ 25,626	Y					
301	SA	05/19/15	118561	SOCIAL SERVICE AID III	N	SR09	03	P	N	1.00	31,236.00	1.00	\$ 1,422,732	N					
301	SA	05/04/15	118563	SOCIAL SERVICE AID III	N	SR09	63	P	N	1.00	28,872.00	1.00	\$ 27,768	Y					
301	SA	09/08/15	118564	SOCIAL SERVICE AID III	N	SR09	03	P	A	0.60	18,022.00	0.60	\$ 27,768	Y					
301	SA	09/08/15	118564	SOCIAL SERVICE AID III	N	SR09	03	P	N	0.40	12,494.00	0.40	\$ 27,768	Y					
301	SA	02/02/15	118566	SOCIAL SERVICE AID III	N	SR09	03	P	N	1.00	33,720.00	1.00	\$ 1,422,792	N					
301	SA	10/16/14	118569	SOCIAL SERVICE AID III	N	SR09	03	P	N	1.00	31,236.00	1.00	\$ 1,422,828	N					
301	SA	09/15/14	118571	SOCIAL SERVICE ASSISTANT IV	N	SR11	63	P	N	1.00	28,836.00	1.00	\$ 29,994	Y					
301	SA	12/16/14	118571	SOCIAL SERVICE ASSISTANT IV	N	SR11	63	P	N	1.00	28,836.00	1.00	\$ 29,994	Y					
301	SA	07/01/15	118571	SOCIAL SERVICE ASSISTANT IV	N	SR11	63	P	N	1.00	28,836.00	1.00	\$ 29,994	Y					
301	SA	10/26/15	118577	CHILD/ADULT PROTETV SVCS SPCLT	N	SR23	13	P	N	1.00	58,728.00	1.00	\$ 1,422,924	N					
301	SA	11/12/14	118578	SOCIAL WORKER IV	N	SR23	73	P	A	0.60	28,440.00	0.60	\$ 49,317	Y					
301	SA	11/12/14	118578	SOCIAL WORKER IV	N	SR23	73	P	N	0.40	18,960.00	0.40	\$ 49,317	Y					
301	SA	02/10/15	118578	SOCIAL WORKER IV	N	SR23	73	P	A	0.60	28,440.00	0.60	\$ 49,317	Y					
301	SA	02/10/15	118578	SOCIAL WORKER IV	N	SR23	73	P	N	0.40	18,960.00	0.40	\$ 49,317	Y					
301	SA	05/12/15	118578	SOCIAL WORKER IV	N	SR23	73	P	A	0.60	28,440.00	0.60	\$ 49,317	Y					
301	SA	05/12/15	118578	SOCIAL WORKER IV	N	SR23	73	P	N	0.40	18,960.00	0.40	\$ 49,317	Y					
301	SA	07/13/15	118578	SOCIAL WORKER IV	N	SR23	73	P	A	0.60	28,440.00	0.60	\$ 49,317	Y					
301	SA	07/13/15	118578	SOCIAL WORKER IV	N	SR23	73	P	N	0.40	18,960.00	0.40	\$ 49,317	Y					
301	SA	03/02/15	118579	CHILD/ADULT PROTETV SVCS SPCLT	N	SR23	13	P	N	1.00	47,400.00	1.00	\$ 1,422,948	N					
301	SA	08/03/15	118583	SECRETARY I	N	SR12	03	P	A	0.60	19,454.00	0.60	\$ 1,422,996	N					
301	SA	08/03/15	118583	SECRETARY I	N	SR12	03	P	N	0.40	13,488.00	0.40	\$ 1,422,996	N					
301	SA	09/03/14	118588	SOCIAL SERVICE AID III	N	SR09	03	P	N	1.00	27,768.00	1.00	\$ 1,423,056	N					
301	SA	08/03/15	118595	SOCIAL WORKER IV	N	SR20	13	P	N	1.00	47,400.00	1.00	\$ 1,423,140	N					
302	DA	09/16/14	24656	SOCIAL WORKER V	N	SR24	13	P	A	0.50	35,094.00	0.50	\$ 295,872	N					
302	DA	09/16/14	24656	SOCIAL WORKER V	N	SR24	13	P	N	0.50	35,094.00	0.50	\$ 295,872	N					
302	DA	01/05/15	30339	HUMAN SVCS PROF V	N	SR24	23	P	A	0.50	30,531.00	0.50	\$ 364,068	N					
302	DA	01/05/15	30339	HUMAN SVCS PROF V	N	SR24	23	P	N	0.50	26,682.00	0.50	\$ 364,068	N					
302	DA	07/01/15	36936	HUMAN SVCS PROF III	N	SR20	13	P	A	0.50	22,290.00	0.50	\$ 443,232	N					
302	DA	07/01/15	36936	HUMAN SVCS PROF III	N	SR20	13	P	N	0.50	21,906.00	0.50	\$ 443,232	N					
302	DA	07/01/14	116854	SOCIAL WORKER V	N	SR24	13	P	A	0.50	37,155.00	0.50	\$ 1,402,248	N					
302	DA	07/01/14	116854	SOCIAL WORKER V	N	SR24	13	P	N	0.50	37,155.00	0.50	\$ 1,402,248	N					
302	DA	03/16/15	120654	HUMAN SVCS PROF IV	N	SR22	13	P	A	0.50	21,648.00	0.50	\$ 1,447,848	N					
302	DA	03/16/15	120654	HUMAN SVCS PROF IV	N	SR22	13	P	N	0.50	21,648.00	0.50	\$ 1,447,848	N					

Department of Human Services
Positions Filled from July 1, 2014 to November 30, 2015

Table 15

Prog ID	Sub-Org	Effective Date	Position	Position Title	Exempt	SR Level	BU Code	T/P	MOF	Budgeted	Budgeted	Adjusted	Annualized	Occupied	Sort by PGM, Pos No, Effective Date, MOF.				
		Position Filled	Number		(Y/N)					FTE	Salary	Actual FTE	Actual Salary	by 89 Day Hire (Y/N)					
501	YA	04/01/15	34341	CHILDREN & YUTH PRGM SPCLT V	N	SR24	13	P	A	1.00	54,300.00	1.00	\$ 412,092	N					
501	YA	12/08/14	43702	CHLDRN & YOUTH PRGM DEV OFFCR	N	EM03	35	P	A	1.00	85,422.00	1.00	\$ 524,424	N					
501	YA	12/01/14	102142	EXEC DIR, OFFICE OF YOUTH SVCS	Y	SRNA	93	P	A	1.00	101,916.00	1.00	\$ 1,225,704	N					
501	YA	12/22/14	120294	JUV JUSTICE PRGM SPCLT	N	SR22	13	P	A	1.00	47,400.00	1.00	\$ 1,443,528	N					
501	YA	09/16/15	120294	JUV JUSTICE PRGM SPCLT	N	SR22	13	P	A	1.00	47,400.00	1.00	\$ 1,443,528	N					
501	YA	08/18/14	121186	ACCOUNTANT IV	N	SR22	13	P	A	1.00	45,576.00	1.00	\$ 1,454,232	N					
501	YA	08/11/14	121187	OFFICE ASSISTANT III	N	SR08	03	P	A	1.00	25,668.00	1.00	\$ 1,454,244	N					
503	YB	02/03/15	2422	INSTITUTION FOOD SVCS MGR IV	N	F308	02	P	A	1.00	58,776.00	1.00	\$ 29,064	N					
503	YB	06/17/15	2431	YOUTH CORRECTIONS OFFICER (FP)	N	CO04	10	P	A	1.00	55,314.00	1.00	\$ 29,172	N					
503	YB	06/25/15	2435	YOUTH CORRECTIONS OFFICER (FP)	N	CO04	10	P	A	1.00	53,088.00	1.00	\$ 29,220	N					
503	YB	12/08/14	2441	GEN CONSTR & MTNCE SUPVR I	N	F109	02	P	A	1.00	53,616.00	1.00	\$ 29,292	N					
503	YB	07/11/14	6005	PERSONNEL CLERK III	N	SR09	63	P	A	1.00	27,768.00	1.00	\$ 72,060	N					
503	YB	04/05/15	7159	YOUTH CORRECTIONS SUPERVISOR	N	CO08	20	P	A	1.00	60,138.00	1.00	\$ 85,908	N					
503	YB	11/23/14	11123	YOUTH CORRECTIONS SUPERVISOR	N	CO08	20	P	A	1.00	65,358.00	1.00	\$ 133,476	N					
503	YB	04/16/15	11636	YOUTH CORRECTIONS OFFICER (FP)	N	CO04	10	P	A	1.00	53,088.00	1.00	\$ 139,632	N					
503	YB	06/17/15	31595	YOUTH CORRECTIONS OFFICER (FP)	N	CO04	10	P	A	1.00	53,088.00	1.00	\$ 379,140	N					
503	YB	08/05/14	31615	LIVESTOCK HERDER	N	F103	02	P	A	1.00	41,748.00	1.00	\$ 379,380	N					
503	YB	05/01/15	34317	FARM MANAGER I	N	F203	02	P	A	1.00	47,196.00	1.00	\$ 411,804	N					
503	YB	09/01/15	39411	HUMAN SERVICES PROF IV	N	SR22	13	P	A	1.00	55,500.00	1.00	\$ 472,932	N					
503	YB	10/01/15	39608	STORES CLERK II	N	SR08	03	P	A	1.00	39,492.00	1.00	\$ 475,296	N					
503	YB	06/17/15	51791	YOUTH CORRECTIONS OFFICER (E)	N	CO04	10	P	A	1.00	48,936.00	1.00	\$ 621,492	N					
503	YB	06/17/15	117167	YOUTH CORRECTIONS OFFICER (FP)	N	CO04	10	P	A	1.00	53,088.00	1.00	\$ 1,406,004	N					
503	YB	08/03/15	117172	YOUTH CORRECTIONS OFFICER (FP)	N	CO04	10	P	A	1.00	53,088.00	1.00	\$ 1,406,064	N					
503	YB	04/20/15	117182	YOUTH CORRECTIONS OFFICER (FP)	N	CO04	10	P	A	1.00	53,088.00	1.00	\$ 1,406,184	N					
503	YB	04/16/15	117183	YOUTH CORRECTIONS OFFICER (E)	N	CO04	10	P	A	1.00	53,088.00	1.00	\$ 1,406,196	N					
503	YB	12/01/14	117215	CORRECTIONS RECR SPCLT II	N	SR16	13	P	A	1.00	38,988.00	1.00	\$ 1,406,580	N					
503	YB	06/22/15	117903	INVESTIGATOR IV	N	SR22	13	P	A	1.00	50,172.00	1.00	\$ 1,414,836	N					
503	YB	12/02/14	117906	PERSONNEL MGMT SPECIALIST III	N	SR22	73	P	A	1.00	44,580.00	1.00	\$ 1,414,872	N					
503	YB	10/27/14	117912	YOUTH CORRECTIONS TRAINER	N	CO08	10	P	A	1.00	60,138.00	1.00	\$ 1,414,944	N					
503	YB	03/16/15	118860	CORRECTIONS SUPERVISOR I	N	SR24	23	P	A	1.00	45,648.00	1.00	\$ 1,426,320	N					
503	YB	09/16/15	119123	REGISTERED NURSE III	N	SR20	09	P	A	1.00	90,708.00	1.00	\$ 1,429,476	N					
503	YB	11/16/15	119126	YOUTH CORRECTIONS OFFICER (FP)	N	CO06	10	P	A	1.00	53,088.00	1.00	\$ 1,429,512	N					
503	YB	04/16/15	119127	YOUTH CORRECTIONS OFFICER (FP)	N	CO04	10	P	A	1.00	53,088.00	1.00	\$ 1,429,524	N					
503	YB	12/16/14	121184	HUMAN SERVICES PROF III	N	SR20	13	P	A	1.00	42,132.00	1.00	\$ 1,454,208	N					
503	YB	01/06/15	121185	HUMAN SERVICES PROF III	N	SR20	13	P	A	1.00	42,132.00	1.00	\$ 1,454,220	N					
601	TA	10/27/14	1687	CHILD/ADULT PROTETV SVCS SPCLT	N	SR22	13	P	A	1.00	58,728.00	1.00	\$ 20,244	N					
601	TA	03/16/15	6413	SECRETARY I	N	SR12	03	P	A	1.00	37,980.00	1.00	\$ 76,956	N					
601	TA	05/01/15	21133	PROGRAM SPECIALIST (AGING) V	N	SR24	13	P	A	1.00	63,516.00	1.00	\$ 253,596	N					
601	TA	07/21/14	21456	SOCIAL WORKER IV	N	SR22	13	P	A	1.00	48,228.00	1.00	\$ 257,472	N					
601	TA	01/16/15	21456	SOCIAL WORKER IV	N	SR22	13	P	A	1.00	48,228.00	1.00	\$ 257,472	N					
601	TA	03/23/15	26711	CHILD/ADULT PROTETV SVCS SPCLT	N	SR22	13	P	A	1.00	58,728.00	1.00	\$ 320,532	N					
601	TA	11/02/15	26713	CHILD/ADULT PROTETV SVCS SPCLT	N	SR22	13	P	N	1.00	56,460.00	1.00	\$ 320,556	N					
601	TA	08/03/15	29824	PROGRAM SPECIALIST (AGING) V	N	SR24	13	P	N	1.00	74,310.00	1.00	\$ 357,888	N					

Department of Human Services
Positions Filled from July 1, 2014 to November 30, 2015

Table 15

Prog ID	Sub-Org	Effective Date Position Filled	Position Number	Position Title	Exempt (Y/N)	SR Level	BU Code	T/P	MOF	Budgeted FTE	Budgeted Salary	Adjusted Actual FTE	Annualized Actual Salary	Occupied by 89 Day Hire (Y/N)	Sort by PGM, Pos No, Effective Date, MOF.				
601	TA	07/01/15	34116	CHILD/ADLT PROTV SVCS SUPV I	N	SR25	23	P	A	1.00	74,310.00	1.00	\$ 409,392	N					
601	TA	08/01/14	45168	CHILD/ADULT PROTETV SVCS SPCLT	N	SR22	13	P	A	1.00	49,308.00	1.00	\$ 542,016	N					
601	TA	07/16/15	45168	CHILD/ADULT PROTETV SVCS SPCLT	N	SR22	13	P	A	1.00	49,308.00	1.00	\$ 542,016	N					
601	TA	02/17/15	45597	SOCIAL SERVICE ASSISTANT IV	N	SR11	03	P	A	1.00	33,720.00	1.00	\$ 547,164	N					
601	TA	07/01/15	100461	SOCIAL SERVICE ASSISTANT IV	N	SR11	03	P	A	1.00	37,980.00	1.00	\$ 1,205,532	N					
601	TA	09/29/14	100505	CHILD/ADULT PROT SVCS SPCLT	N	SR23	13	P	A	1.00	64,920.00	1.00	\$ 1,206,060	N					
601	TA	09/17/14	113210	SOCIAL WORKER III	N	SR20	73	T	N	1.00	43,812.00	1.00	\$ 43,805	Y					
601	TA	01/20/15	113210	SOCIAL WORKER III	N	SR20	73	T	N	1.00	43,812.00	1.00	\$ 43,805	Y					
601	TA	08/17/15	121062	REGISTERED NURSE IV	N	SR22	09	P	A	1.00	107,712.00	1.00	\$ 1,452,744	N					
802	GA	10/01/15	1670	REHAB TEACHER FOR BLIND III	N	SR20	13	P	A	0.34	17,058.00	0.34	\$ 20,040	N					
802	GA	10/01/15	1670	REHAB TEACHER FOR BLIND III	N	SR20	13	P	N	0.66	33,114.00	0.66	\$ 20,040	N					
802	GA	07/01/15	6487	VOCATIONAL REHAB SPCLT IV	N	SR16	13	P	A	0.34	19,196.00	0.34	\$ 77,844	N					
802	GA	07/01/15	6487	VOCATIONAL REHAB SPCLT IV	N	SR16	13	P	N	0.66	37,264.00	0.66	\$ 77,844	N					
802	GA	08/01/14	8733	SECRETARY II	N	SR14	03	P	A	0.34	11,024.00	0.34	\$ 104,796	N					
802	GA	08/01/14	8733	SECRETARY II	N	SR14	03	P	N	0.66	21,400.00	0.66	\$ 104,796	N					
802	GA	06/17/15	10314	OFFICE ASSISTANT III	N	SR08	03	P	A	0.34	10,196.00	0.34	\$ 123,768	N					
802	GA	06/17/15	10314	OFFICE ASSISTANT III	N	SR08	03	P	N	0.66	19,792.00	0.66	\$ 123,768	N					
802	GA	02/02/15	12555	VOCATIONAL REHAB SPCLT III	N	SR18	13	P	A	0.34	15,157.00	0.34	\$ 150,660	N					
802	GA	02/02/15	12555	VOCATIONAL REHAB SPCLT III	N	SR18	13	P	N	0.66	29,423.00	0.66	\$ 150,660	N					
802	GA	07/16/14	12558	VOCATIONAL REHAB MANAGER I	N	SR24	23	P	A	0.34	18,462.00	0.34	\$ 150,696	N					
802	GA	07/16/14	12558	VOCATIONAL REHAB MANAGER I	N	SR24	23	P	N	0.66	35,838.00	0.66	\$ 150,696	N					
802	GA	03/02/15	14579	VOCATIONAL REHAB SPCLT I	N	SR16	13	P	A	0.34	12,960.00	0.34	\$ 174,948	N					
802	GA	03/02/15	14579	VOCATIONAL REHAB SPCLT I	N	SR16	13	P	N	0.66	25,158.00	0.66	\$ 174,948	N					
802	GA	07/08/14	15195	VOCATIONAL REHAB SPCLT IV	N	SR22	13	P	A	0.34	23,356.00	0.34	\$ 182,340	N					
802	GA	07/08/14	15195	VOCATIONAL REHAB SPCLT IV	N	SR22	13	P	N	0.66	45,338.00	0.66	\$ 182,340	N					
802	GA	07/16/15	15294	VOCATIONAL REHAB SPCLT IV	N	SR16	13	P	A	0.33	18,632.00	0.33	\$ 183,528	N					
802	GA	07/16/15	15294	VOCATIONAL REHAB SPCLT IV	N	SR16	13	P	N	0.67	37,828.00	0.67	\$ 183,528	N					
802	GA	10/16/14	15811	OFFICE ASSISTANT III	N	SR08	03	P	A	0.33	9,163.00	0.33	\$ 189,732	N					
802	GA	10/16/14	15811	OFFICE ASSISTANT III	N	SR08	03	P	N	0.67	18,605.00	0.67	\$ 189,732	N					
802	GA	11/12/14	15816	SECRETARY I	N	SR12	63	P	A	0.33	10,712.00	0.33	\$ 31,242	Y					
802	GA	11/12/14	15816	SECRETARY I	N	SR12	63	P	N	0.67	21,748.00	0.67	\$ 31,242	Y					
802	GA	01/05/15	15816	SECRETARY I	N	SR12	63	P	A	0.33	10,712.00	0.33	\$ 31,242	Y					
802	GA	01/05/15	15816	SECRETARY I	N	SR12	63	P	N	0.67	21,748.00	0.67	\$ 31,242	Y					
802	GA	03/23/15	15821	VOCATIONAL REHAB SPCLT I	N	SR16	13	P	A	0.33	12,579.00	0.33	\$ 189,852	N					
802	GA	03/23/15	15821	VOCATIONAL REHAB SPCLT I	N	SR16	13	P	N	0.67	25,539.00	0.67	\$ 189,852	N					
802	GA	06/01/15	15823	VOCATIONAL REHAB SPCLT III	N	SR16	13	P	A	0.33	14,711.00	0.33	\$ 189,876	N					
802	GA	06/01/15	15823	VOCATIONAL REHAB SPCLT III	N	SR16	13	P	N	0.67	29,869.00	0.67	\$ 189,876	N					
802	GA	04/01/15	15824	VOCATIONAL REHAB SPCLT III	N	SR16	13	P	A	0.33	20,960.00	0.33	\$ 189,888	N					
802	GA	04/01/15	15824	VOCATIONAL REHAB SPCLT III	N	SR16	13	P	N	0.67	42,556.00	0.67	\$ 189,888	N					
802	GA	06/08/15	23366	VENDING FACILITIES SPCLT	N	SR20	13	P	A	0.33	15,915.00	0.33	\$ 280,392	N					
802	GA	06/08/15	23366	VENDING FACILITIES SPCLT	N	SR20	13	P	N	0.67	32,313.00	0.67	\$ 280,392	N					
802	GA	11/03/14	24468	OFFICE ASSISTANT III	N	SR08	03	P	A	0.33	9,163.00	0.33	\$ 293,616	N					
802	GA	11/03/14	24468	OFFICE ASSISTANT III	N	SR08	03	P	N	0.67	18,605.00	0.67	\$ 293,616	N					

Department of Human Services
Positions Filled from July 1, 2014 to November 30, 2015

Table 15

Prog ID	Sub-Org	Effective Date Position Filled	Position Number	Position Title	Exempt (Y/N)	SR Level	BU Code	T/P	MOF	Budgeted FTE	Budgeted Salary	Adjusted Actual FTE	Annualized Actual Salary	Occupied by 89 Day Hire (Y/N)	Sort by PGM, Pos No, Effective Date, MOF.				
802	GA	02/23/15	31344	VOCATIONAL REHAB SPCLT III	N	SR16	13	P	A	0.33	14,711.00	0.33	\$ 376,128	N					
802	GA	02/23/15	31344	VOCATIONAL REHAB SPCLT III	N	SR16	13	P	N	0.67	29,869.00	0.67	\$ 376,128	N					
802	GA	08/01/14	31346	VOCATIONAL REHAB SPCLT II	N	SR20	13	P	A	0.33	13,381.00	0.33	\$ 376,152	N					
802	GA	08/01/14	31346	VOCATIONAL REHAB SPCLT II	N	SR20	13	P	N	0.67	27,167.00	0.67	\$ 376,152	N					
802	GA	03/04/15	38991	SOCIAL SERVICE ASSISTANT IV	N	SR11	03	P	A	0.33	9,912.00	0.33	\$ 467,892	N					
802	GA	03/04/15	38991	SOCIAL SERVICE ASSISTANT IV	N	SR11	03	P	N	0.67	20,124.00	0.67	\$ 467,892	N					
802	GA	06/08/15	51815	REHAB TEACHER FOR BLIND III	N	SR20	13	P	A	0.33	14,711.00	0.33	\$ 621,780	N					
802	GA	06/08/15	51815	REHAB TEACHER FOR BLIND III	N	SR20	13	P	N	0.67	29,869.00	0.67	\$ 621,780	N					
802	GA	07/25/14	51838	VOCATIONAL REHAB SPCLT V	N	SR24	13	P	A	0.33	17,919.00	0.33	\$ 622,056	N					
802	GA	07/25/14	51838	VOCATIONAL REHAB SPCLT V	N	SR24	13	P	N	0.67	36,381.00	0.67	\$ 622,056	N					
802	GA	09/19/14	118351	SOCIAL SERVICE ASSISTANT IV	N	SR11	03	P	A	0.33	8,856.00	0.33	\$ 1,420,212	N					
802	GA	09/19/14	118351	SOCIAL SERVICE ASSISTANT IV	N	SR11	03	P	N	0.67	17,980.00	0.67	\$ 1,420,212	N					
802	GA	01/16/15	118947	VOCATIONAL REHAB SPCLT IV	N	SR22	13	P	A	0.33	16,557.00	0.33	\$ 1,427,364	N					
802	GA	01/16/15	118947	VOCATIONAL REHAB SPCLT IV	N	SR22	13	P	N	0.67	33,615.00	0.67	\$ 1,427,364	N					
802	GA	09/16/15	118971	SOCIAL SERVICE AID III	N	SR09	03	P	A	0.16	4,620.00	0.16	\$ 1,427,652	N					
802	GA	09/16/15	118971	SOCIAL SERVICE AID III	N	SR09	03	P	N	0.34	9,816.00	0.34	\$ 1,427,652	N					
802	GA	09/24/14	120667	ACCOUNT CLERK III	N	SR11	03	T	A	0.33	9,896.00	0.33	\$ 1,448,004	N					
802	GA	09/24/14	120667	ACCOUNT CLERK III	N	SR11	03	T	N	0.67	20,092.00	0.67	\$ 1,448,004	N					
802	GA	07/02/14	120668	OFFICE ASSISTANT III	N	SR08	03	T	A	0.33	0.00	0.33	\$ 1,448,016	N					
802	GA	07/02/14	120668	OFFICE ASSISTANT III	N	SR08	03	T	N	0.67	17,889.00	0.67	\$ 1,448,016	N					
802	GA	08/10/14	120697	OFFICE ASSISTANT III	N	SR08	03	T	A	0.33	8,811.00	0.33	\$ 1,448,364	N					
802	GA	08/10/14	120697	OFFICE ASSISTANT III	N	SR08	03	T	N	0.67	17,889.00	0.67	\$ 1,448,364	N					
802	GA	10/01/14	120738	OFFICE ASSISTANT III	N	SR08	03	T	A	0.33	0.00	0.33	\$ 1,448,856	N					
802	GA	10/01/14	120738	OFFICE ASSISTANT III	N	SR08	03	T	N	0.67	17,889.00	0.67	\$ 1,448,856	N					
802	GA	04/01/15	120738	OFFICE ASSISTANT III	N	SR08	03	T	A	0.33	0.00	0.33	\$ 1,448,856	N					
802	GA	04/01/15	120738	OFFICE ASSISTANT III	N	SR08	03	T	N	0.67	17,889.00	0.67	\$ 1,448,856	N					
802	GA	09/25/14	120754	VENDING FACILITIES SPCLT	N	SR20	13	T	A	0.33	0.00	0.33	\$ 1,449,048	N					
802	GA	09/25/14	120754	VENDING FACILITIES SPCLT III	N	SR20	13	T	N	0.67	29,354.00	0.67	\$ 1,449,048	N					
802	GA	11/02/15	120754	VENDING FACILITIES SPCLT	N	SR20	13	T	A	0.33	0.00	0.33	\$ 1,449,048	N					
802	GA	11/02/15	120754	VENDING FACILITIES SPCLT III	N	SR20	13	T	N	0.67	29,354.00	0.67	\$ 1,449,048	N					
802	GA	08/03/15	120795	VOCATIONAL REHAB SPCLT III	N	SR16	13	T	A	0.33	14,711.00	0.33	\$ 1,449,540	N					
802	GA	08/03/15	120795	VOCATIONAL REHAB SPCLT III	N	SR16	13	T	N	0.67	29,869.00	0.67	\$ 1,449,540	N					
802	GA	08/03/15	120835	VOCATIONAL REHAB SPCLT III	N	SR16	13	T	A	0.33	14,711.00	0.33	\$ 1,450,020	N					
802	GA	08/03/15	120835	VOCATIONAL REHAB SPCLT III	N	SR16	13	T	N	0.67	29,869.00	0.67	\$ 1,450,020	N					
888	CW	07/01/15	101624	EXECUTIVE DIRECTOR, CSW	Y	SRNA	13	T	A	1.00	61,260.00	1.00	\$ 1,219,488	N					
901	MA	05/11/15	1751	SECRETARY II	N	SR14	03	P	A	0.95	40,550.00	0.95	\$ 21,012	N					
901	MA	05/11/15	1751	SECRETARY II	N	SR14	03	P	N	0.05	2,134.00	0.05	\$ 21,012	N					
901	MA	10/01/14	23326	OFFICE ASSISTANT III	N	SR08	03	P	A	0.75	19,250.00	0.75	\$ 279,912	N					
901	MA	10/01/14	23326	OFFICE ASSISTANT III	N	SR08	03	P	N	0.25	6,417.00	0.25	\$ 279,912	N					
901	MA	09/08/14	24433	SOCIAL WORKER IV	N	SR22	13	P	A	0.75	36,981.00	0.75	\$ 293,196	N					
901	MA	09/08/14	24433	SOCIAL WORKER IV	N	SR22	13	P	N	0.25	12,327.00	0.25	\$ 293,196	N					
901	MA	07/29/15	24433	SOCIAL WORKER IV	N	SR22	13	P	A	0.75	36,981.00	0.75	\$ 293,196	N					
901	MA	07/29/15	24433	SOCIAL WORKER IV	N	SR22	13	P	N	0.25	12,327.00	0.25	\$ 293,196	N					

Department of Human Services
Positions Filled from July 1, 2014 to November 30, 2015

Table 15

Prog ID	Sub-Org	Effective Date Position Filled	Position Number	Position Title	Exempt (Y/N)	SR Level	BU Code	T/P	MOF	Budgeted FTE	Budgeted Salary	Adjusted Actual FTE	Annualized Actual Salary	Occupied by 89 Day Hire (Y/N)	Sort by PGM, Pos No, Effective Date, MOF.				
901	MA	09/18/15	24433	SOCIAL WORKER IV	N	SR22	13	P	A	0.75	36,981.00	0.75	\$ 293,196	N					
901	MA	09/18/15	24433	SOCIAL WORKER IV	N	SR22	13	P	N	0.25	12,327.00	0.25	\$ 293,196	N					
901	MA	09/01/15	25105	HUMAN SVCS PROF V	N	SR26	13	P	A	0.75	60,282.00	0.75	\$ 301,260	N					
901	MA	09/01/15	25105	HUMAN SVCS PROF V	N	SR26	13	P	N	0.25	20,094.00	0.25	\$ 301,260	N					
901	MA	09/08/14	40893	SOCIAL WORKER V	Y	SRNA	13	P	A	0.75	50,616.00	0.75	\$ 490,716	N					
901	MA	09/08/14	40893	SOCIAL WORKER V	Y	SRNA	13	P	N	0.25	16,872.00	0.25	\$ 490,716	N					
901	MA	08/06/14	41561	HUMAN SERVICES PROF IV	N	SR22	13	P	A	0.75	35,550.00	0.75	\$ 498,732	N					
901	MA	08/06/14	41561	SOCIAL WORKER IV	N	SR22	13	P	N	0.25	11,850.00	0.25	\$ 498,732	N					
902	IA	08/11/15	6389	SOCIAL WORKER IV	N	SR20	63	P	A	0.50	23,700.00	0.50	\$ 43,805	Y					
902	IA	08/11/15	6389	SOCIAL WORKER IV	N	SR20	63	P	N	0.50	23,700.00	0.50	\$ 43,805	Y					
902	IA	11/10/15	6389	SOCIAL WORKER IV	N	SR20	63	P	A	0.50	23,700.00	0.50	\$ 43,805	Y					
902	IA	11/10/15	6389	SOCIAL WORKER IV	N	SR20	63	P	N	0.50	23,700.00	0.50	\$ 43,805	Y					
902	IA	08/11/14	26589	CONTRACTS ASSISTANT I	N	SR13	63	P	A	0.50	15,606.00	0.50	\$ 32,469	Y					
902	IA	08/11/14	26589	CONTRACTS ASSISTANT I	N	SR13	63	P	N	0.50	15,606.00	0.50	\$ 32,469	Y					
902	IA	11/12/14	26589	CONTRACTS ASSISTANT I	N	SR13	63	P	A	0.50	15,606.00	0.50	\$ 32,469	Y					
902	IA	11/12/14	26589	CONTRACTS ASSISTANT I	N	SR13	63	P	N	0.50	15,606.00	0.50	\$ 32,469	Y					
902	IA	02/10/15	26589	CONTRACTS ASSISTANT I	N	SR13	63	P	A	0.50	15,606.00	0.50	\$ 32,469	Y					
902	IA	02/10/15	26589	CONTRACTS ASSISTANT I	N	SR13	63	P	N	0.50	15,606.00	0.50	\$ 32,469	Y					
902	IA	05/12/15	26589	CONTRACTS ASSISTANT I	N	SR13	63	P	A	0.50	15,606.00	0.50	\$ 32,469	Y					
902	IA	05/12/15	26589	CONTRACTS ASSISTANT I	N	SR13	63	P	N	0.50	15,606.00	0.50	\$ 32,469	Y					
902	IA	05/18/15	26715	OFFICE ASSISTANT III	N	SR08	03	P	A	0.50	16,230.00	0.50	\$ 320,580	N					
902	IA	05/18/15	26715	OFFICE ASSISTANT III	N	SR08	03	P	N	0.50	16,230.00	0.50	\$ 320,580	N					
902	IA	07/28/14	33135	INVESTIGATOR IV	N	SR22	13	P	A	0.50	24,114.00	0.50	\$ 397,620	N					
902	IA	07/28/14	33135	INVESTIGATOR IV	N	SR22	13	P	N	0.50	24,114.00	0.50	\$ 397,620	N					
902	IA	11/18/14	34817	REGISTERED NURSE V	N	SR24	79	P	A	0.25	24,825.00	0.25	\$ 96,158	Y					
902	IA	11/18/14	34817	REGISTERED NURSE V	N	SR24	79	P	N	0.75	74,475.00	0.75	\$ 96,158	Y					
902	IA	02/18/15	34817	REGISTERED NURSE V	N	SR24	79	P	A	0.25	24,825.00	0.25	\$ 96,158	Y					
902	IA	02/18/15	34817	REGISTERED NURSE V	N	SR24	79	P	N	0.75	74,475.00	0.75	\$ 96,158	Y					
902	IA	03/20/15	34817	REGISTERED NURSE V	N	SR24	79	P	A	0.25	24,825.00	0.25	\$ 96,158	Y					
902	IA	03/20/15	34817	REGISTERED NURSE V	N	SR24	79	P	N	0.75	74,475.00	0.75	\$ 96,158	Y					
902	IA	10/01/14	35312	OFFICE ASSISTANT III	N	SR08	03	P	A	0.50	12,834.00	0.50	\$ 423,744	N					
902	IA	10/01/14	35312	OFFICE ASSISTANT III	N	SR08	03	P	N	0.50	12,834.00	0.50	\$ 423,744	N					
902	IA	06/19/15	35312	OFFICE ASSISTANT III	N	SR08	03	P	A	0.50	12,834.00	0.50	\$ 423,744	N					
902	IA	06/19/15	35312	OFFICE ASSISTANT III	N	SR08	03	P	N	0.50	12,834.00	0.50	\$ 423,744	N					
902	IA	09/01/15	35690	OFFICE ASSISTANT III	N	SR08	03	P	A	0.50	13,350.00	0.50	\$ 428,280	N					
902	IA	09/01/15	35690	OFFICE ASSISTANT III	N	SR08	03	P	N	0.50	13,350.00	0.50	\$ 428,280	N					
902	IA	04/01/15	36711	ELIGIBILITY PROGRAM SPCLT IV	N	SR20	13	P	A	0.50	29,364.00	0.50	\$ 440,532	N					
902	IA	04/01/15	36711	ELIGIBILITY PROGRAM SPCLT IV	N	SR20	13	P	N	0.50	29,364.00	0.50	\$ 440,532	N					
902	IA	10/10/14	40951	OFFICE ASSISTANT III	N	SR08	03	P	A	0.50	16,860.00	0.50	\$ 491,412	N					
902	IA	10/10/14	40951	OFFICE ASSISTANT III	N	SR08	03	P	N	0.50	16,860.00	0.50	\$ 491,412	N					
902	IA	07/08/14	41130	OFFICE ASSISTANT III	N	SR08	03	P	A	0.50	13,350.00	0.50	\$ 493,560	N					
902	IA	07/08/14	41130	OFFICE ASSISTANT III	N	SR08	03	P	N	0.50	13,350.00	0.50	\$ 493,560	N					
902	IA	07/07/14	41303	ELIGIBILITY PROGRAM SPCLT IV	N	SR22	13	P	A	0.50	31,758.00	0.50	\$ 495,636	N					

Department of Human Services
Positions Filled from July 1, 2014 to November 30, 2015

Table 15

Prog ID	Sub-Org	Effective Date	Position	Position Title	Exempt	SR Level	BU Code	T/P	MOF	Budgeted	Budgeted	Adjusted	Annualized	Occupied	Sort by PGM, Pos No, Effective Date, MOF.				
		Position Filled	Number		(Y/N)					FTE	Salary	Actual FTE	Actual Salary	by 89 Day Hire (Y/N)					
902	IA	07/07/14	41303	ELIGIBILITY PROGRAM SPCLT IV	N	SR22	13	P	N	0.50	31,758.00	0.50	\$ 495,636	N					
902	IA	08/03/15	43324	SECRETARY I	N	SR12	03	P	A	0.50	17,556.00	0.50	\$ 519,888	N					
902	IA	08/03/15	43324	SECRETARY I	N	SR12	03	P	N	0.50	17,556.00	0.50	\$ 519,888	N					
902	IA	11/02/15	43328	ELIGIBILITY WKR III	N	SR12	03	P	A	0.50	18,990.00	0.50	\$ 519,936	N					
902	IA	11/02/15	43328	ELIGIBILITY WKR III	N	SR12	03	P	N	0.50	18,990.00	0.50	\$ 519,936	N					
902	IA	07/01/15	43367	OFFICE ASSISTANT III	N	SR08	03	P	A	0.50	13,350.00	0.50	\$ 520,404	N					
902	IA	07/01/15	43367	OFFICE ASSISTANT III	N	SR08	03	P	N	0.50	13,350.00	0.50	\$ 520,404	N					
902	IA	06/01/15	47464	OFFICE ASSISTANT III	N	SR08	03	P	A	0.50	13,884.00	0.50	\$ 569,568	N					
902	IA	06/01/15	47464	OFFICE ASSISTANT III	N	SR08	03	P	N	0.50	13,884.00	0.50	\$ 569,568	N					
902	IA	07/16/15	47469	ELIGIBILITY WKR III	N	SR12	03	P	A	0.50	23,094.00	0.50	\$ 569,628	N					
902	IA	07/16/15	47469	ELIGIBILITY WKR III	N	SR12	03	P	N	0.50	23,094.00	0.50	\$ 569,628	N					
902	IA	06/10/15	47471	SECRETARY I	N	SR12	03	P	A	0.50	16,230.00	0.50	\$ 569,652	N					
902	IA	06/10/15	47471	SECRETARY I	N	SR12	03	P	N	0.50	16,230.00	0.50	\$ 569,652	N					
902	IA	10/01/15	47489	ELIGIBILITY WKR III	N	SR12	03	P	A	0.50	22,194.00	0.50	\$ 569,868	N					
902	IA	10/01/15	47489	ELIGIBILITY WKR III	N	SR12	03	P	N	0.50	22,194.00	0.50	\$ 569,868	N					
902	IA	11/02/15	47496	ELIGIBILITY WKR III	N	SR12	03	P	A	0.50	22,194.00	0.50	\$ 569,952	N					
902	IA	11/02/15	47496	ELIGIBILITY WKR III	N	SR12	03	P	N	0.50	22,194.00	0.50	\$ 569,952	N					
902	IA	10/01/14	47497	ELIGIBILITY WKR V	N	SR20	04	P	A	0.50	21,342.00	0.50	\$ 569,964	N					
902	IA	10/01/14	47497	ELIGIBILITY WKR V	N	SR20	04	P	N	0.50	21,342.00	0.50	\$ 569,964	N					
902	IA	05/01/15	47499	ELIGIBILITY WKR V	N	SR20	04	P	A	0.50	24,984.00	0.50	\$ 569,988	N					
902	IA	05/01/15	47499	ELIGIBILITY WKR V	N	SR20	04	P	N	0.50	24,984.00	0.50	\$ 569,988	N					
902	IA	04/01/15	47511	ELIGIBILITY WKR III	N	SR12	03	P	A	0.50	18,990.00	0.50	\$ 570,132	N					
902	IA	04/01/15	47511	ELIGIBILITY WKR III	N	SR12	03	P	N	0.50	18,990.00	0.50	\$ 570,132	N					
902	IA	10/16/15	48639	ELIGIBILITY WKR I	N	SR12	03	P	A	0.50	15,618.00	0.50	\$ 583,668	N					
902	IA	10/16/15	48639	ELIGIBILITY WKR I	N	SR12	03	P	N	0.50	15,618.00	0.50	\$ 583,668	N					
902	IA	08/04/14	48674	ELIGIBILITY PROGRAM SPCLT V	N	SR24	13	P	A	0.50	26,682.00	0.50	\$ 584,088	N					
902	IA	08/04/14	48674	ELIGIBILITY PROGRAM SPCLT V	N	SR24	13	P	N	0.50	26,682.00	0.50	\$ 584,088	N					
902	IA	12/02/14	48681	OFFICE ASSISTANT III	N	SR08	03	P	A	0.50	13,350.00	0.50	\$ 584,172	N					
902	IA	12/02/14	48681	OFFICE ASSISTANT III	N	SR08	03	P	N	0.50	13,350.00	0.50	\$ 584,172	N					
902	IA	01/16/15	48682	OFFICE ASSISTANT III	N	SR08	03	P	A	0.50	13,884.00	0.50	\$ 584,184	N					
902	IA	01/16/15	48682	OFFICE ASSISTANT III	N	SR08	03	P	N	0.50	13,884.00	0.50	\$ 584,184	N					
902	IA	08/03/15	48695	ELIGIBILITY WKR III	N	SR16	03	P	A	0.50	22,194.00	0.50	\$ 584,340	N					
902	IA	08/03/15	48695	ELIGIBILITY WKR III	N	SR16	03	P	N	0.50	22,194.00	0.50	\$ 584,340	N					
902	IA	03/02/15	48722	OFFICE ASSISTANT III	N	SR08	03	P	A	0.50	14,436.00	0.50	\$ 584,664	N					
902	IA	03/02/15	48722	OFFICE ASSISTANT III	N	SR08	03	P	N	0.50	14,436.00	0.50	\$ 584,664	N					
902	IA	05/04/15	48726	ELIGIBILITY WKR III	N	SR12	03	P	A	0.50	23,094.00	0.50	\$ 584,712	N					
902	IA	05/04/15	48726	ELIGIBILITY WKR III	N	SR12	03	P	N	0.50	23,094.00	0.50	\$ 584,712	N					
902	IA	08/05/14	51822	SECRETARY I	N	SR12	03	P	A	0.50	15,018.00	0.50	\$ 621,864	N					
902	IA	08/05/14	51822	SECRETARY I	N	SR12	03	P	N	0.50	15,018.00	0.50	\$ 621,864	N					
902	IA	08/19/14	51829	REGISTERED NURSE V	N	SR24	79	P	A	0.25	24,042.00	0.25	\$ 96,158	Y					
902	IA	08/19/14	51829	REGISTERED NURSE V	N	SR24	79	P	N	0.75	72,126.00	0.75	\$ 96,158	Y					
902	IA	11/18/14	51829	REGISTERED NURSE V	N	SR24	79	P	A	0.25	24,042.00	0.25	\$ 96,158	Y					
902	IA	11/18/14	51829	REGISTERED NURSE V	N	SR24	79	P	N	0.75	72,126.00	0.75	\$ 96,158	Y					

Department of Human Services
Positions Filled from July 1, 2014 to November 30, 2015

Table 15

Prog ID	Sub-Org	Effective Date Position Filled	Position Number	Position Title	Exempt (Y/N)	SR Level	BU Code	T/P	MOF	Budgeted FTE	Budgeted Salary	Adjusted Actual FTE	Annualized Actual Salary	Occupied by 89 Day Hire (Y/N)	Sort by PGM, Pos No, Effective Date, MOF.				
902	IA	10/16/14	51855	ELIGIBILITY WKR I	N	SR12	03	P	A	0.50	16,230.00	0.50	\$ 622,260	N					
902	IA	10/16/14	51855	ELIGIBILITY WKR I	N	SR12	03	P	N	0.50	16,230.00	0.50	\$ 622,260	N					
902	IA	11/12/14	51859	OFFICE ASSISTANT III	N	SR08	03	P	A	0.50	13,884.00	0.50	\$ 622,308	N					
902	IA	11/12/14	51859	OFFICE ASSISTANT III	N	SR08	03	P	N	0.50	13,884.00	0.50	\$ 622,308	N					
902	IA	06/01/15	51861	OFFICE ASSISTANT III	N	SR08	03	P	A	0.50	13,884.00	0.50	\$ 622,332	N					
902	IA	06/01/15	51861	OFFICE ASSISTANT III	N	SR08	03	P	N	0.50	13,884.00	0.50	\$ 622,332	N					
902	IA	03/02/15	100418	REGISTERED NURSE IV	N	SR24	09	P	A	0.25	26,928.00	0.25	\$ 1,205,016	N					
902	IA	03/02/15	100418	REGISTERED NURSE IV	N	SR24	09	P	N	0.75	80,784.00	0.75	\$ 1,205,016	N					
902	IA	09/16/15	100454	REGISTERED NURSE IV	N	SR22	09	P	A	0.25	25,005.00	0.25	\$ 1,205,448	N					
902	IA	09/16/15	100454	REGISTERED NURSE IV	N	SR22	09	P	N	0.75	75,015.00	0.75	\$ 1,205,448	N					
902	IA	03/23/15	100483	REGISTERED NURSE V	N	SR24	79	P	A	0.25	24,042.00	0.25	\$ 96,158	Y					
902	IA	03/23/15	100483	REGISTERED NURSE V	N	SR24	79	P	N	0.75	72,126.00	0.75	\$ 96,158	Y					
902	IA	06/23/15	100483	REGISTERED NURSE V	N	SR24	79	P	A	0.25	24,042.00	0.25	\$ 96,158	Y					
902	IA	06/23/15	100483	REGISTERED NURSE V	N	SR24	79	P	N	0.75	72,126.00	0.75	\$ 96,158	Y					
902	IA	09/22/15	100483	REGISTERED NURSE V	N	SR24	79	P	A	0.25	24,042.00	0.25	\$ 96,158	Y					
902	IA	09/22/15	100483	REGISTERED NURSE V	N	SR24	79	P	N	0.75	72,126.00	0.75	\$ 96,158	Y					
902	IA	11/03/15	100483	REGISTERED NURSE V	N	SR24	79	P	A	0.25	24,042.00	0.25	\$ 96,158	Y					
902	IA	11/03/15	100483	REGISTERED NURSE V	N	SR24	79	P	N	0.75	72,126.00	0.75	\$ 96,158	Y					
902	IA	06/16/15	101590	SECRETARY I	N	SR12	03	P	A	0.50	18,984.00	0.50	\$ 1,219,080	N					
902	IA	06/16/15	101590	SECRETARY I	N	SR12	03	P	N	0.50	18,984.00	0.50	\$ 1,219,080	N					
902	IA	11/02/15	101597	OFFICE ASSISTANT III	N	SR08	03	P	A	0.50	13,350.00	0.50	\$ 1,219,164	N					
902	IA	11/02/15	101597	OFFICE ASSISTANT III	N	SR08	03	P	N	0.50	13,350.00	0.50	\$ 1,219,164	N					
902	IA	05/18/15	103049	REGISTERED NURSE IV	N	SR22	09	P	A	0.25	25,005.00	0.25	\$ 1,236,588	N					
902	IA	05/18/15	103049	REGISTERED NURSE IV	N	SR22	09	P	N	0.75	75,015.00	0.75	\$ 1,236,588	N					
902	IA	02/17/15	111030	SECRETARY I	N	SR12	03	P	A	0.50	16,230.00	0.50	\$ 1,332,360	N					
902	IA	02/17/15	111030	SECRETARY I	N	SR12	03	P	N	0.50	16,230.00	0.50	\$ 1,332,360	N					
902	IA	07/07/15	111095	INFORMATION TECHNOL SPCLT III	N	SR22	13	P	A	0.50	28,230.00	0.50	\$ 1,333,140	N					
902	IA	07/07/15	111095	INFORMATION TECHNOL SPCLT III	N	SR22	13	P	N	0.50	28,230.00	0.50	\$ 1,333,140	N					
902	IA	11/17/14	112344	ELIGIBILITY WKR I	N	SR12	03	P	A	0.50	16,230.00	0.50	\$ 1,348,128	N					
902	IA	11/17/14	112344	ELIGIBILITY WKR I	N	SR12	03	P	N	0.50	16,230.00	0.50	\$ 1,348,128	N					
902	IA	07/01/15	119015	MED-QUEST ADMINISTRATOR		SRNA	93	P	A	0.50	117,500.00	0.50	\$ 1,428,180	N					
902	IA	07/01/15	119015	MED-QUEST ADMINISTRATOR		SRNA	93	P	N	0.50	117,500.00	0.50	\$ 1,428,180	N					
902	IA	07/01/14	119267	PUB ASST DATA INTGRTY TECH II	N	SR13	03	P	A	0.50	18,990.00	0.50	\$ 1,431,204	N					
902	IA	07/01/14	119267	PUB ASST DATA INTGRTY TECH II	N	SR13	03	P	N	0.50	18,990.00	0.50	\$ 1,431,204	N					
902	IA	07/01/14	119268	PUB ASST DATA INTGRTY TECH II	N	SR13	03	P	A	0.50	18,990.00	0.50	\$ 1,431,216	N					
902	IA	07/01/14	119268	PUB ASST DATA INTGRTY TECH II	N	SR13	03	P	N	0.50	18,990.00	0.50	\$ 1,431,216	N					
902	IA	07/01/14	119269	PUB ASST DATA INTGRTY TECH II	N	SR13	03	P	A	0.50	18,990.00	0.50	\$ 1,431,228	N					
902	IA	07/01/14	119269	PUB ASST DATA INTGRTY TECH II	N	SR13	03	P	N	0.50	18,990.00	0.50	\$ 1,431,228	N					
902	IA	07/01/14	119270	PUB ASST DATA INTGRTY TECH II	N	SR13	03	P	A	0.50	24,012.00	0.50	\$ 1,431,240	N					
902	IA	07/01/14	119270	PUB ASST DATA INTGRTY TECH II	N	SR13	03	P	N	0.50	24,012.00	0.50	\$ 1,431,240	N					
902	IA	07/01/14	119271	PUB ASST DATA INTGRTY TECH II	N	SR13	03	P	A	0.50	24,012.00	0.50	\$ 1,431,252	N					
902	IA	07/01/14	119271	PUB ASST DATA INTGRTY TECH II	N	SR13	03	P	N	0.50	24,012.00	0.50	\$ 1,431,252	N					
902	IA	07/01/14	119273	PUB ASST DATA INTGRTY TECH II	N	SR13	03	P	A	0.50	23,094.00	0.50	\$ 1,431,276	N					

Department of Human Services
Positions Filled from July 1, 2014 to November 30, 2015

Table 15

Prog ID	Sub-Org	Effective Date Position Filled	Position Number	Position Title	Exempt (Y/N)	SR Level	BU Code	T/P	MOF	Budgeted FTE	Budgeted Salary	Adjusted Actual FTE	Annualized Actual Salary	Occupied by 89 Day Hire (Y/N)	Sort by PGM, Pos No, Effective Date, MOF.				
902	IA	07/01/14	119273	PUB ASST DATA INTGRTY TECH II	N	SR13	03	P	N	0.50	23,094.00	0.50	\$ 1,431,276	N					
902	IA	10/13/15	120453	ELIG SYSTEM POJECT MGR	Y	SRNA	13	T	A	0.10	11,111.00	0.10	\$ 1,445,436	N					
902	IA	10/13/15	120453	ELIG SYSTEM POJECT MGR	Y	SRNA	13	T	N	0.90	99,997.00	0.90	\$ 1,445,436	N					
902	IA	08/01/14	120464	HEALTH CARE BUSINESS ANALYST	Y	SRNA	13	T	A	0.10	5,772.00	0.10	\$ 1,445,568	N					
902	IA	08/01/14	120464	HEALTH CARE BUSINESS ANALYST	Y	SRNA	13	T	N	0.90	51,948.00	0.90	\$ 1,445,568	N					
902	IA	11/24/14	120465	HLTH CARE BUS ANALYST	Y	SRNA	13	T	A	0.10	4,931.00	0.10	\$ 1,445,580	N					
902	IA	11/24/14	120465	HLTH CARE BUS ANALYST	Y	SRNA	13	T	N	0.90	44,377.00	0.90	\$ 1,445,580	N					
902	IA	04/01/15	120775	ELIGIBILITY WORKER I	N	SR12	03	P	A	0.50	15,018.00	0.50	\$ 1,449,300	N					
902	IA	04/01/15	120775	ELIGIBILITY WORKER I	N	SR12	03	P	N	0.50	15,018.00	0.50	\$ 1,449,300	N					
902	IA	11/05/14	120776	ELIGIBILITY WORKER I	N	SR14	63	P	A	0.50	15,018.00	0.50	\$ 33,717	Y					
902	IA	11/05/14	120776	ELIGIBILITY WORKER I	N	SR14	63	P	N	0.50	15,018.00	0.50	\$ 33,717	Y					
902	IA	02/03/15	120776	ELIGIBILITY WORKER I	N	SR14	63	P	A	0.50	15,018.00	0.50	\$ 33,717	Y					
902	IA	02/03/15	120776	ELIGIBILITY WORKER I	N	SR14	63	P	N	0.50	15,018.00	0.50	\$ 33,717	Y					
902	IA	05/05/15	120776	ELIGIBILITY WORKER I	N	SR14	63	P	A	0.50	15,018.00	0.50	\$ 33,717	Y					
902	IA	05/05/15	120776	ELIGIBILITY WORKER I	N	SR14	63	P	N	0.50	15,018.00	0.50	\$ 33,717	Y					
902	IA	07/06/15	120776	ELIGIBILITY WORKER I	N	SR14	63	P	A	0.50	15,018.00	0.50	\$ 33,717	Y					
902	IA	07/06/15	120776	ELIGIBILITY WORKER I	N	SR14	63	P	N	0.50	15,018.00	0.50	\$ 33,717	Y					
902	IA	08/18/14	120810	OFFICE ASSISTANT III	N	SR08	03	P	A	0.50	12,834.00	0.50	\$ 1,449,720	N					
902	IA	08/18/14	120810	OFFICE ASSISTANT III	N	SR08	03	P	N	0.50	12,834.00	0.50	\$ 1,449,720	N					
902	IA	11/16/15	120810	OFFICE ASSISTANT III	N	SR08	03	P	A	0.50	12,834.00	0.50	\$ 1,449,720	N					
902	IA	11/16/15	120810	OFFICE ASSISTANT III	N	SR08	03	P	N	0.50	12,834.00	0.50	\$ 1,449,720	N					
902	IA	03/02/15	120827	SECRETARY I	N	SR12	03	P	A	0.50	15,018.00	0.50	\$ 1,449,924	N					
902	IA	03/02/15	120827	SECRETARY I	N	SR12	03	P	N	0.50	15,018.00	0.50	\$ 1,449,924	N					
902	IA	07/25/14	121010	OFFICE ASSISTANT III	N	SR08	03	P	A	0.50	12,834.00	0.50	\$ 1,452,120	N					
902	IA	07/25/14	121010	OFFICE ASSISTANT III	N	SR08	03	P	N	0.50	12,834.00	0.50	\$ 1,452,120	N					
902	IA	08/01/14	121011	OFFICE ASSISTANT III	N	SR08	03	P	A	0.50	12,834.00	0.50	\$ 1,452,132	N					
902	IA	08/01/14	121011	OFFICE ASSISTANT III	N	SR08	03	P	N	0.50	12,834.00	0.50	\$ 1,452,132	N					
902	IA	10/28/15	121012	OFFICE ASSISTANT III	N	SR08	03	P	A	0.50	12,834.00	0.50	\$ 1,452,144	N					
902	IA	10/28/15	121012	OFFICE ASSISTANT III	N	SR08	03	P	N	0.50	12,834.00	0.50	\$ 1,452,144	N					
902	IA	09/02/14	121013	OFFICE ASSISTANT III	N	SR08	03	P	A	0.50	12,834.00	0.50	\$ 1,452,156	N					
902	IA	09/02/14	121013	OFFICE ASSISTANT III	N	SR08	03	P	N	0.50	12,834.00	0.50	\$ 1,452,156	N					
902	IA	09/02/14	121014	OFFICE ASSISTANT III	N	SR08	03	P	A	0.50	12,834.00	0.50	\$ 1,452,168	N					
902	IA	09/02/14	121014	OFFICE ASSISTANT III	N	SR08	03	P	N	0.50	12,834.00	0.50	\$ 1,452,168	N					
902	IA	11/03/14	121015	OFFICE ASSISTANT III	N	SR08	03	P	A	0.50	12,834.00	0.50	\$ 1,452,180	N					
902	IA	11/03/14	121015	OFFICE ASSISTANT III	N	SR08	03	P	N	0.50	12,834.00	0.50	\$ 1,452,180	N					
902	IA	07/01/15	121175	INVESTIGATOR IV	N	SR22	13	P	A	0.50	23,700.00	0.50	\$ 1,454,100	N					
902	IA	07/01/15	121175	INVESTIGATOR IV	N	SR22	13	P	N	0.50	23,700.00	0.50	\$ 1,454,100	N					
902	IA	07/01/14	121285	HEALTH CARE CONTS & PURCH SPEC	N	SR20	13	T	A	0.50	28,230.00	0.50	\$ 1,455,420	N					
902	IA	07/01/14	121285	HEALTH CARE CONTS & PURCH SPEC	N	SR20	13	T	N	0.50	28,230.00	0.50	\$ 1,455,420	N					
902	IA	07/01/15	121292	HEALTH CARE BUSINESS ANALYST	N	SR22	13	T	A	0.50	33,762.00	0.50	\$ 1,455,504	N					
902	IA	07/01/15	121292	HEALTH CARE BUSINESS ANALYST	N	SR22	13	T	N	0.50	33,762.00	0.50	\$ 1,455,504	N					
902	IA	07/01/15	121295	HEALTH CARE BUSINESS ANALYST	N	SR22	13	T	A	0.50	26,568.00	0.50	\$ 1,455,540	N					
902	IA	07/01/15	121295	HEALTH CARE BUSINESS ANALYST	N	SR22	13	T	N	0.50	26,568.00	0.50	\$ 1,455,540	N					

Department of Human Services
Positions Filled from July 1, 2014 to November 30, 2015

Table 15

Prog ID	Sub-Org	Effective Date Position Filled	Position Number	Position Title	Exempt (Y/N)	SR Level	BU Code	T/P	MOF	Budgeted FTE	Budgeted Salary	Adjusted Actual FTE	Annualized Actual Salary	Occupied by 89 Day Hire (Y/N)	Sort by PGM, Pos No, Effective Date, MOF.				
902	IA	07/01/15	121296	HEALTH CARE BUSINESS ANALYST	N	SR22	13	T	A	0.50	24,660.00	0.50	\$ 1,455,552	N					
902	IA	07/01/15	121296	HEALTH CARE BUSINESS ANALYST	N	SR22	13	T	N	0.50	24,660.00	0.50	\$ 1,455,552	N					
902	IA	10/19/15	121297	HIPAA PROJECT MANAGER	N	SR24	13	T	A	0.50	38,646.00	0.50	\$ 1,455,564	N					
902	IA	10/19/15	121297	HIPAA PROJECT MANAGER	N	SR24	13	T	N	0.50	38,646.00	0.50	\$ 1,455,564	N					
902	IA	11/17/14	121423	PROJECT MANAGER	Y	SRNA	13	T	A	0.10	8,000.00	0.10	\$ 1,457,076	N					
902	IA	11/17/14	121423	PROJECT MANAGER	Y	SRNA	13	T	N	0.90	72,000.00	0.90	\$ 1,457,076	N					
902	IA	10/20/15	121534	MFIS SUPERVISOR	N	SR15	04	P	A	0.50	18,258.00	0.50	\$ 1,458,408	N					
902	IA	10/20/15	121534	MFIS SUPERVISOR		SR15	04	P	N	0.50	18,258.00	0.50	\$ 1,458,408	N					
902	IA	05/21/15	121603	BUSINESS ANALYST	Y	0	73	T	A	0.10	5,336.00	0.10	\$ 57,720	N					
902	IA	05/21/15	121603	BUSINESS ANALYST	Y	0	73	T	N	0.90	48,028.00	0.90	\$ 57,720	N					
903	FA	09/16/15	1637	PRGM & BUDGET ANALYSIS MGR I	N	SR26	93	P	A	1.00	106,050.00	1.00	\$ 19,644	N					
903	FA	12/16/14	1702	INVESTIGATOR IV	N	SR22	13	P	A	0.55	26,525.00	0.55	\$ 20,424	N					
903	FA	12/16/14	1702	INVESTIGATOR IV	N	SR22	13	P	N	0.45	21,703.00	0.45	\$ 20,424	N					
903	FA	01/16/15	6415	ELIGIBILITY PROGRAM SPCLT V	N	SR24	13	P	A	0.53	42,599.00	0.53	\$ 76,980	N					
903	FA	01/16/15	6415	ELIGIBILITY PROGRAM SPCLT V	N	SR24	13	P	N	0.47	37,777.00	0.47	\$ 76,980	N					
903	FA	04/01/15	17404	ELIGIBILITY PROGRAM SPCLT III	N	SR20	13	P	A	0.66	29,423.00	0.66	\$ 208,848	N					
903	FA	04/01/15	17404	ELIGIBILITY PROGRAM SPCLT III	N	SR20	13	P	N	0.34	15,157.00	0.34	\$ 208,848	N					
903	FA	10/20/14	24977	OFFICE ASSISTANT III	N	SR08	03	P	A	0.57	15,828.00	0.57	\$ 299,724	N					
903	FA	10/20/14	24977	OFFICE ASSISTANT III	N	SR08	03	P	N	0.43	11,940.00	0.43	\$ 299,724	N					
903	FA	08/24/15	24977	OFFICE ASSISTANT III	N	SR08	03	P	A	0.57	15,828.00	0.57	\$ 299,724	N					
903	FA	08/24/15	24977	OFFICE ASSISTANT III	N	SR08	03	P	N	0.43	11,940.00	0.43	\$ 299,724	N					
903	FA	04/16/15	26043	ELIGIBILITY PROGRAM SPCLT V	N	SR24	13	P	A	0.53	42,599.00	0.53	\$ 312,516	N					
903	FA	04/16/15	26043	ELIGIBILITY PROGRAM SPCLT V	N	SR24	13	P	N	0.47	37,777.00	0.47	\$ 312,516	N					
903	FA	09/16/14	26044	ELIGIBILITY PROGRAM SPCLT IV	N	SR22	13	P	A	0.53	34,408.00	0.53	\$ 312,528	N					
903	FA	09/16/14	26044	ELIGIBILITY PROGRAM SPCLT IV	N	SR22	13	P	N	0.47	30,512.00	0.47	\$ 312,528	N					
903	FA	09/03/15	28069	ELIGIBILITY PROGRAM SPCLT IV	N	SR20	13	P	A	0.57	36,204.00	0.57	\$ 336,828	N					
903	FA	09/03/15	28069	ELIGIBILITY PROGRAM SPCLT IV	N	SR20	13	P	N	0.43	27,312.00	0.43	\$ 336,828	N					
903	FA	08/26/14	29834	INVESTIGATOR IV	N	SR22	13	P	A	0.53	25,124.00	0.53	\$ 358,008	N					
903	FA	08/26/14	29834	INVESTIGATOR IV	N	SR22	13	P	N	0.47	22,279.00	0.47	\$ 358,008	N					
903	FA	02/17/15	29836	INVESTIGATOR VI	N	SR26	93	P	A	0.53	31,126.00	0.53	\$ 358,032	N					
903	FA	02/17/15	29836	INVESTIGATOR VI	N	SR26	93	P	N	0.47	27,602.00	0.47	\$ 358,032	N					
903	FA	04/16/15	32803	INVESTIGATOR IV	N	SR22	73	P	A	0.53	25,561.00	0.53	\$ 47,403	Y					
903	FA	04/16/15	32803	INVESTIGATOR IV	N	SR22	73	P	N	0.47	22,667.00	0.47	\$ 47,403	Y					
903	FA	07/15/15	32803	INVESTIGATOR IV	N	SR22	73	P	A	0.53	25,561.00	0.53	\$ 47,403	Y					
903	FA	07/15/15	32803	INVESTIGATOR IV	N	SR22	73	P	N	0.47	22,667.00	0.47	\$ 47,403	Y					
903	FA	10/13/15	32803	INVESTIGATOR IV	N	SR22	73	P	A	0.53	25,561.00	0.53	\$ 47,403	Y					
903	FA	10/13/15	32803	INVESTIGATOR IV	N	SR22	73	P	N	0.47	22,667.00	0.47	\$ 47,403	Y					
903	FA	06/01/15	42968	ELIGIBILITY PROGRAM SPCLT IV	N	SR22	13	P	A	0.57	21,211.00	0.57	\$ 515,616	N					
903	FA	06/01/15	42968	ELIGIBILITY PROGRAM SPCLT IV	N	SR22	13	P	N	0.43	18,809.00	0.43	\$ 515,616	N					
903	FA	05/26/15	46867	SELF-SUFF/SUPP SVCS MGR	N	EM05	35	P	A	0.50	49,884.00	0.50	\$ 562,404	N					
903	FA	05/26/15	46867	SELF-SUFF/SUPP SVCS MGR	N	EM05	35	P	N	0.50	49,884.00	0.50	\$ 562,404	N					
903	FA	07/08/14	51837	OFFICE ASSISTANT III	N	SR08	03	P	A	0.50	13,350.00	0.50	\$ 622,044	N					
903	FA	07/08/14	51837	OFFICE ASSISTANT III	N	SR08	03	P	N	0.50	13,350.00	0.50	\$ 622,044	N					

Department of Human Services
Positions Filled from July 1, 2014 to November 30, 2015

Table 15

Prog ID	Sub-Org	Effective Date Position Filled	Position Number	Position Title	Exempt (Y/N)	SR Level	BU Code	T/P	MOF	Budgeted FTE	Budgeted Salary	Adjusted Actual FTE	Annualized Actual Salary	Occupied by 89 Day Hire (Y/N)	Sort by PGM, Pos No, Effective Date, MOF.				
903	FA	07/16/15	118059	SELF-SUFF/SUPP SVCS SPCLT IV	N	SR22	13	P	A	0.50	31,758.00	0.50	\$ 1,416,708	N					
903	FA	07/16/15	118059	SELF-SUFF/SUPP SVCS SPCLT IV	N	SR22	13	P	N	0.50	31,758.00	0.50	\$ 1,416,708	N					
903	FA	06/16/15	120757	ELIGIBILITY PGM SPCLT IV	N	SR22	13	P	A	0.50	21,648.00	0.50	\$ 1,449,084	N					
903	FA	06/16/15	120757	ELIGIBILITY PGM SPCLT IV	N	SR22	13	P	N	0.50	21,648.00	0.50	\$ 1,449,084	N					
903	FA	08/18/14	121156	INVESTIGATOR III	N	SR20	13	P	A	0.53	22,330.00	0.53	\$ 1,453,872	N					
903	FA	08/18/14	121156	INVESTIGATOR III	N	SR20	13	P	N	0.47	19,802.00	0.47	\$ 1,453,872	N					
903	FA	01/05/15	121158	OFFICE ASSISTANT III	N	SR08	03	P	A	0.53	13,604.00	0.53	\$ 1,453,896	N					
903	FA	01/05/15	121158	OFFICE ASSISTANT III	N	SR08	03	P	N	0.47	12,064.00	0.47	\$ 1,453,896	N					
903	FA	07/07/14	121159	INVESTIGATOR IV	N	SR22	73	P	A	0.53	24,155.00	0.53	\$ 47,403	Y					
903	FA	07/07/14	121159	INVESTIGATOR IV	N	SR22	73	P	N	0.47	21,431.00	0.47	\$ 47,403	Y					
903	FA	05/19/15	121159	INVESTIGATOR IV	N	SR22	73	P	A	0.53	24,155.00	0.53	\$ 47,403	Y					
903	FA	05/19/15	121159	INVESTIGATOR IV	N	SR22	73	P	N	0.47	21,431.00	0.47	\$ 47,403	Y					
904	AA	10/22/14	1659	ADMINISTRATIVE ASSISTANT VI	N	SR26	73	P	A	1.00	83,580.00	1.00	\$ 19,908	N					
904	AA	04/01/15	1661	ACCOUNT CLERK III	N	SR11	03	P	A	1.00	39,492.00	1.00	\$ 19,932	N					
904	AA	04/06/15	14144	EW III (POS TRSFD TO OIT 2015)	N	SR24	13	P	A	0.65	34,687.00	0.65	\$ 169,728	N					
904	AA	04/06/15	14144	EW III (POS TRSFD TO OIT 2015)	N	SR24	13	P	N	0.35	18,677.00	0.35	\$ 169,728	N					
904	AA	12/01/14	15304	INFORMATION TECHNOL SPCLT VI	N	SR26	13	P	A	0.65	56,492.00	0.65	\$ 183,648	N					
904	AA	12/01/14	15304	INFORMATION TECHNOL SPCLT VI	N	SR26	13	P	N	0.35	20,202.00	0.35	\$ 183,648	N					
904	AA	08/17/15	16069	PRE AUDIT CLERK I	N	SR11	03	P	A	1.00	41,064.00	1.00	\$ 192,828	N					
904	AA	01/02/15	23222	OFFICE ASSISTANT III	N	SR22	13	P	A	0.65	18,049.00	0.65	\$ 278,664	N					
904	AA	01/02/15	23222	OFFICE ASSISTANT III	N	SR22	13	P	N	0.35	9,719.00	0.35	\$ 278,664	N					
904	AA	02/17/15	23579	ELIGIBILITY WKR V	N	SR20	04	P	A	0.55	33,429.00	0.55	\$ 282,948	N					
904	AA	02/17/15	23579	ELIGIBILITY WKR V	N	SR20	04	P	N	0.45	27,351.00	0.45	\$ 282,948	N					
904	AA	08/01/14	25457	COMPUTER OPERATIONS SUPVR I	N	SR19	04	P	A	0.65	25,662.00	0.65	\$ 305,484	N					
904	AA	08/01/14	25457	COMPUTER OPERATIONS SUPVR I	N	SR19	04	P	N	0.35	13,818.00	0.35	\$ 305,484	N					
904	AA	09/23/14	25941	ELIGIBILITY WKR IV	N	SR18	63	P	A	0.55	21,721.00	0.55	\$ 39,499	Y					
904	AA	09/23/14	25941	ELIGIBILITY WKR IV	N	SR18	63	P	N	0.45	17,771.00	0.45	\$ 39,499	Y					
904	AA	11/17/14	25941	ELIGIBILITY WKR IV	N	SR18	63	P	A	0.55	21,721.00	0.55	\$ 39,499	Y					
904	AA	11/17/14	25941	ELIGIBILITY WKR IV	N	SR18	63	P	N	0.45	17,771.00	0.45	\$ 39,499	Y					
904	AA	11/18/14	26377	ELIGIBILITY WKR IV	N	SR18	63	P	A	0.55	20,882.00	0.55	\$ 39,499	Y					
904	AA	11/18/14	26377	ELIGIBILITY WKR IV	N	SR18	63	P	N	0.45	17,086.00	0.45	\$ 39,499	Y					
904	AA	02/18/15	26377	ELIGIBILITY WKR IV	N	SR18	63	P	A	0.55	20,882.00	0.55	\$ 39,499	Y					
904	AA	02/18/15	26377	ELIGIBILITY WKR IV	N	SR18	63	P	N	0.45	17,086.00	0.45	\$ 39,499	Y					
904	AA	04/13/15	26377	ELIGIBILITY WKR IV	N	SR18	63	P	A	0.55	20,882.00	0.55	\$ 39,499	Y					
904	AA	04/13/15	26377	ELIGIBILITY WKR IV	N	SR18	63	P	N	0.45	17,086.00	0.45	\$ 39,499	Y					
904	AA	03/02/15	26379	ELIGIBILITY WKR IV	N	SR18	03	P	A	0.55	27,482.00	0.55	\$ 316,548	N					
904	AA	03/02/15	26379	ELIGIBILITY WKR IV	N	SR18	03	P	N	0.45	22,486.00	0.45	\$ 316,548	N					
904	AA	08/01/14	27011	INFORMATION TECHNOL SPCLT IV	N	SR22	13	P	A	0.65	30,810.00	0.65	\$ 324,132	N					
904	AA	08/01/14	27011	INFORMATION TECHNOL SPCLT IV	N	SR22	13	P	N	0.35	16,590.00	0.35	\$ 324,132	N					
904	AA	03/23/15	29900	OFFICE ASSISTANT III	N	SR08	03	P	A	1.00	29,988.00	1.00	\$ 358,800	N					
904	AA	12/16/14	30230	ACCOUNTANT III	N	SR20	13	P	A	1.00	50,172.00	1.00	\$ 362,760	N					
904	AA	12/31/14	31178	SECRETARY II	N	SR14	03	P	A	0.80	39,974.00	0.80	\$ 374,136	N					
904	AA	12/31/14	31178	SECRETARY II	N	SR14	03	P	N	0.20	9,994.00	0.20	\$ 374,136	N					

Department of Human Services
Positions Filled from July 1, 2014 to November 30, 2015

Table 15

Prog ID	Sub-Org	Effective Date	Position	Position Title	Exempt	SR Level	BU Code	T/P	MOF	Budgeted	Budgeted	Adjusted	Annualized	Occupied	Sort by PGM, Pos No, Effective Date, MOF.				
		Position Filled	Number		(Y/N)					FTE	Salary	Actual FTE	Actual Salary	by 89 Day					
904	AA	02/09/15	31863	PERSONNEL CLERK IV	N	SR11	63	P	A	1.00	31,236.00	1.00	\$ 382,356	N					
904	AA	11/09/15	32018	OFFICE ASSISTANT III	N	SR08	03	P	A	1.00	26,700.00	1.00	\$ 384,216	N					
904	AA	06/16/15	34005	PROGRAM BUDGET ANALYST V	N	SR24	93	P	A	1.00	77,292.00	1.00	\$ 53,373	Y					
904	AA	09/14/15	34005	PROGRAM BUDGET ANALYST V	N	SR24	93	P	A	1.00	77,292.00	1.00	\$ 53,373	Y					
904	AA	09/02/14	35316	SECRETARY II	N	SR14	03	P	A	1.00	32,424.00	1.00	\$ 423,792	N					
904	AA	03/02/15	37687	COMPUTER OPERATOR II	N	SR13	03	P	A	0.65	21,941.00	0.65	\$ 452,244	N					
904	AA	03/02/15	37687	COMPUTER OPERATOR II	N	SR13	03	P	N	0.35	11,815.00	0.35	\$ 452,244	N					
904	AA	11/07/14	42081	AUDITOR IV	N	SR22	13	P	A	1.00	68,694.00	1.00	\$ 504,972	N					
904	AA	09/16/14	42082	ELIGIBILITY PROGRAM SPCLT III	N	SR22	13	P	A	0.55	31,746.00	0.55	\$ 504,984	N					
904	AA	09/16/14	42082	ELIGIBILITY PROGRAM SPCLT III	N	SR22	13	P	N	0.45	25,974.00	0.45	\$ 504,984	N					
904	AA	09/17/15	42083	PROGRAM BUDGET ANALYST IV	N	SR16	13	P	A	1.00	63,516.00	1.00	\$ 504,996	N					
904	AA	11/02/15	42083	PROGRAM BUDGET ANALYST IV	N	SR16	13	P	A	1.00	63,516.00	1.00	\$ 504,996	N					
904	AA	07/16/14	42135	ACCOUNTANT IV	N	SR22	13	P	A	1.00	54,300.00	1.00	\$ 505,620	N					
904	AA	03/09/15	42587	PERSONNEL TECHNICIAN VI	N	SR11	63	P	A	1.00	46,188.00	1.00	\$ 511,044	N					
904	AA	07/31/14	43064	PERSONNEL MGMT SPECIALIST III	N	SR20	73	P	A	1.00	44,580.00	1.00	\$ 516,768	N					
904	AA	02/02/15	43064	PERSONNEL MGMT SPECIALIST III	N	SR20	73	P	A	1.00	44,580.00	1.00	\$ 516,768	N					
904	AA	10/16/15	43064	PERSONNEL MGMT SPECIALIST III	N	SR20	73	P	A	1.00	44,580.00	1.00	\$ 516,768	N					
904	AA	08/03/15	46743	PERSONNEL MGMT SPECIALIST II	N	SR22	73	P	A	1.00	46,374.00	1.00	\$ 560,916	N					
904	AA	11/30/15	51813	INFORMATION TECHNOL SPCLT V	N	SR24	13	P	A	0.65	39,690.00	0.65	\$ 621,756	N					
904	AA	11/30/15	51813	INFORMATION TECHNOL SPCLT V	N	SR24	13	P	N	0.35	18,677.00	0.35	\$ 621,756	N					
904	AA	12/01/14	100009	PRIVATE SECRETARY III	Y	SR24	63	P	A	1.00	60,780.00	1.00	\$ 1,200,108	N					
904	AA	09/02/15	100009	PRIVATE SECRETARY III	Y	SR24	63	P	A	1.00	60,780.00	1.00	\$ 1,200,108	N					
904	AA	12/01/14	100049	PRIVATE SECRETARY II	Y	SR22	63	P	A	1.00	48,024.00	1.00	\$ 1,200,588	N					
904	AA	01/16/15	100049	PRIVATE SECRETARY II	Y	SR22	63	P	A	1.00	48,024.00	1.00	\$ 1,200,588	N					
904	AA	12/01/14	100128	DIR	Y	SRNA	00	P	A	1.00	138,936.00	1.00	\$ 1,201,536	N					
904	AA	01/01/15	100128	DIR	Y	SRNA	00	P	A	1.00	138,936.00	1.00	\$ 1,201,536	N					
904	AA	01/01/15	100225	DDIR	Y	SRNA	00	P	A	1.00	121,908.00	1.00	\$ 1,202,700	N					
904	AA	07/16/14	112191	INFORMATION TECHNOL SPCLT IV	N	SR22	13	P	A	0.65	39,690.00	0.65	\$ 1,346,292	N					
904	AA	07/16/14	112191	INFORMATION TECHNOL SPCLT IV	N	SR22	13	P	N	0.35	16,590.00	0.35	\$ 1,346,292	N					
904	AA	07/02/14	117103	OFFICE ASSISTANT III	N	SR08	63	T	A	1.00	26,700.00	1.00	\$ 1,405,236	N					
904	AA	12/01/14	120216	GOV'S COORDNTR ON HOMELESSNESS	Y	SRNA	73	T	A	1.00	97,236.00	1.00	\$ 1,442,592	N					
904	AA	08/24/15	120216	GOV'S COORDNTR ON HOMELESSNESS	Y	SRNA	73	T	A	1.00	97,236.00	1.00	\$ 1,442,592	N					
904	AA	08/11/14	120968	PUBLIC INFORMATION OFFICER	N	SR24	73	T	A	1.00	77,292.00	1.00	\$ 1,451,616	N					
904	AA	08/19/15	120968	PUBLIC INFORMATION OFFICER	N	SR24	73	T	A	1.00	77,292.00	1.00	\$ 1,451,616	N					
904	AA	11/16/15	120968	PUBLIC INFORMATION OFFICER	N	SR24	73	T	A	1.00	77,292.00	1.00	\$ 1,451,616	N					
904	AA	07/28/14	120969	PERSONNEL MGMT SPECIALIST II	N	SR18	73	P	A	1.00	41,256.00	1.00	\$ 1,451,628	N					
904	AA	12/08/14	121540	ADMIN ASSIST ON HOMELESSNESS	Y	SRNA	13	T	A	1.00	30,036.00	1.00	\$ 1,458,480	N					

Department of Human Services
Unauthorized Positions as of November 30, 2015

Table 16

Prog ID	Sub- Org	Date Established	Legal Authority		Position Number	Position Title	Exempt (Y/N)	SR Level	BU Code	T/P	MOF	FTE	Annual Salary	Filled (Y/N)	Occupied by 89 Day Hire (Y/N)
			Exemption	Establishment											
904	AA	01/09/13	Section 76-16(b)(12S)	EM 12-05(GOV) 12/07/12	120833	Limited Eng Prcncy Coordntr	Y	NA	13	T	A	1.00	\$ 60,012	Y	N
904	AA	10/29/2015	Section 76-16(b)(12S)	EM 15-03(GOV) 10/27/15; ACT 160, SLH 2015	121835	Homelessness Special Assistant	Y	NA	13	T	A	1.00	Not previously filled; compensation to be determined.	N	N
904	AA	10/29/2015	Section 76-16(b)(12S)	EM 15-03(GOV) 10/27/15; ACT 160, SLH 2015	121836	Homelessness Comy Dev Spclt	Y	NA	13	T	A	1.00	Not previously filled; compensation to be determined.	N	N
904	AA	10/29/2015	Section 76-16(b)(12S)	EM 15-03(GOV) 10/27/15; ACT 160, SLH 2015	121837	Homelessness Assistant	Y	NA	03	T	A	1.00	\$ 50,004	Y	N
301	SA	02/21/14	Section 76-16(b)(12D)	EM 13-04(GOV) 01/10/14	121165	Title IV-E Project Manager	Y	NA	13	T	A	0.50	\$ 40,002	Y	N
301	SA	02/21/14	Section 76-16(b)(12D)	EM 13-04(GOV) 01/10/14	121165	Title IV-E Project Manager	Y	NA	13	T	N	0.50	\$ 40,002	Y	N
904	AA	07/02/14	Section 76-16(b)(12S)	EM13-02(GOV) 03/06/14	121315	Info Tech Implementation Mgr	Y	NA	13	T	A	0.57	\$ 52,442	Y	N
904	AA	07/02/14	Section 76-16(b)(12S)	EM13-02(GOV) 03/06/14	121315	Info Tech Implementation Mgr	Y	NA	13	T	N	0.43	\$ 39,562	Y	N
904	AA	09/04/14	Section 76-16(b)(12S)	EM13-02(GOV) 03/06/14	121414	Asst Info Tech Implementn Mgr	Y	NA	13	T	A	0.57	Not previously filled; compensation to be determined.	N	N
904	AA	09/04/14	Section 76-16(b)(12S)	EM13-02(GOV) 03/06/14	121414	Asst Info Tech Implementn Mgr	Y	NA	13	T	N	0.43	Not previously filled; compensation to be determined.	N	N

Department of Human Services
Overtime Expenditure Summary

Table 17

Prog ID	Sub-Org	Program Title	MOF	FY15 (actual)			FY16 (estimated)			FY17 (budgeted)		
				Base Salary \$\$\$\$	Overtime \$\$\$\$	Overtime Percent	Base Salary \$\$\$\$	Overtime \$\$\$\$	Overtime Percent	Base Salary \$\$\$\$	Overtime \$\$\$\$	Overtime Percent
236		Cash Management for Self-Sufficiency	A/N	\$ 20,526,099	\$ 187,553	0.91%	\$ 30,728,923	\$ 187,553	0.61%	\$ 31,733,641	\$ 187,553	0.59%
238		SSA Disability Programs	P	\$ 1,833,923	\$ 59,758	3.26%	\$ 1,907,280	\$ 62,149	3.26%	\$ 1,983,571	\$ 64,634	3.26%
301		Child Protective Services	A/N	\$ 15,866,848	\$ 454,023	2.86%	\$ 19,203,778	\$ 576,113	3.00%	\$ 19,591,420	\$ 587,743	3.00%
302		General Support for Child Care	A/N	\$ 1,933,853	\$ 2,884	0.15%	\$ 2,565,709	\$ 2,884	0.11%	\$ 2,945,337	\$ 2,884	0.09%
501		In-Community Youth Prog.	A/N	\$ 2,433,587	\$ 1,787	0.07%	\$ 856,835	\$ 5,471	0.64%	\$ 900,174	\$ -	0.00%
503		Hawaii Youth Correct. Fac.	A	\$ 4,936,591	\$ 1,172,689	23.76%	\$ 5,387,516	\$ 1,136,516	21.10%	\$ 8,005,396	\$ 1,047,004	13.08%
601		Adult Community Care Svcs.	A/N	\$ 4,269,544	\$ 10,647	0.25%	\$ 5,498,327	\$ 13,746	0.25%	\$ 5,637,504	\$ 14,094	0.25%
802		Vocational Rehabilitation	A/N	\$ 4,732,740	\$ 19,720	0.42%	\$ 4,857,815	\$ 15,000	0.31%	\$ 5,052,128	\$ 15,000	0.30%
901		General Support for Social Services	A/N	\$ 977,698	\$ 107,528	11.00%	\$ 1,790,039	\$ 100,000	5.59%	\$ 1,821,835	\$ 54,655	3.00%
902		General Support for Health Care Payments	A/N	\$ 10,345,930	\$ 313,452	3.03%	\$ 10,770,528	\$ 326,347	3.0%	\$ 10,770,528	\$ 326,347	3.0%
903		General Support for Self-Sufficiency Svcs	A/N	\$ 4,636,838	\$ 185	0.00%	\$ 6,951,569	\$ 185	0.00%	\$ 7,296,942	\$ 185	0.00%
904		General Administration (DHS)	A/N	\$ 8,468,798	\$ 49,135	0.58%	\$ 9,280,458	\$ 53,827	0.58%	\$ 9,458,338	\$ 54,858	0.58%

Overtime Position List

(Only for Positions the Sum of Overtime Paid and Value of Compensatory Time for which was at Least 10% of Base Pay during FY15)

Prog ID	Position No.	Bargaining Unit	Included in CB (Y/N)	Exempt (Y/N)	Temp or Perm (T/P)	MOF	Position Title	Salary Range Level	Base Annual Pay	Hours Exceeding Standard	FY 15						
											OT		Comp Time			Total OT/Comp	
											\$ Amount Paid	% of Base	Hours Earned	\$ Value of Hours Earned	% \$ Value of Base Salary	\$ Amount OT Paid + \$ Value Comp Hours Earned	% of Base
HMS 904	17574	73	Y	N	P	A	PMS IV	SR22D	56,881	15.93	7,804	13.7%			0.0%	7,804	13.7%
HMS 238	51830	13	Y	N	P	N	IT SPCLT IV	SR22F	4,347	66.75	1,521	35.0%			0.0%	1,521	35.0%
HMS 503	117912	10	Y	N	P	A	Youth Corrections Trainer	COO802	48,958	413.00	11,187	22.9%	69.75	1,642	3.4%	12,829	26.20%
HMS 503	112706	9	Y	N	P	A	Registered Nurse IV	SR22L1	11,871	268.00	5,467	46.1%	81.75	467	3.9%	5,934	49.98%
HMS 503	2465	4	Y	N	P	A	Institution Facilities Supt I	SR21J	79,420	508.88	15,303	19.3%			0.0%	15,303	19.3%
HMS503	3980	10	Y	N	P	A	YCO	CO06	42,635		4,353	10.21%	34.00	697	1.6%	5,050	11.84%
HMS 503	2441	2	Y	N	P	A	Gen Constr & Mtnc Supvr I	FI0L3	41,992	452.25	8,057	19.2%	-	-	0.0%	8,057	19.19%
HMS503	2469	1	Y	N	P	A	Auto Mechanic II	WS10	52,557		7,195	13.69%	-	-	0.0%	7,195	13.69%
HMS 503	28696	1	Y	N	P	A	Groundskeeper II	WS02A	46,588	761.50	7,568	16.2%	32.00	717	1.5%	8,285	17.78%
HMS 503	34317	2	Y	N	P	A	Farm Manager I	F203L4	39,366	1,066.00	14,686	37.3%	160.50	3,038	7.7%	17,724	45.02%
HMS 503	5312	10	Y	N	P	A	Youth Corrections Officer	CO0602	61,830	584.27	13,256	21.4%	-	-	0.0%	13,256	21.44%
HMS 503	8146	10	Y	N	P	A	Youth Corrections Officer	CO0602	63,559	594.50	13,165	20.7%	99.00	3,025	4.8%	16,191	25.47%
HMS 503	11121	20	Y	N	P	A	Youth Corrections Supvr	CO0803	81,141	688.00	16,997	20.9%	265.00	10,338	12.7%	27,335	33.69%
HMS 503	11635	10	Y	N	P	A	Youth Corrections Officer	CO0603	78,610	1,198.25	27,653	35.2%	5.00	189	0.2%	27,842	35.42%
HMS 503	11638	10	Y	N	P	A	Youth Corrections Officer	CO0603	61,515	592.50	12,576	20.4%	86.00	2,543	4.1%	15,119	24.58%
HMS 503	11639	10	Y	N	P	A	Youth Corrections Officer	CO0602	56,677	554.00	11,777	20.8%	12.00	327	0.6%	12,104	21.36%
HMS 503	11642	10	Y	N	P	A	Youth Corrections Officer	CO0602	76,323	1,175.38	27,374	35.9%	107.00	3,926	5.1%	31,301	41.01%
HMS 503	117166	10	Y	N	P	A	Youth Corrections Officer	CO0603	53,320	840.75	19,402	36.4%	161.50	4,140	7.8%	23,542	44.15%
HMS 503	117170	10	Y	N	P	A	Youth Corrections Officer	CO0602	60,571	669.25	15,586	25.7%	407.24	11,859	19.6%	27,445	45.31%
HMS 503	117171	10	Y	N	P	A	Youth Corrections Officer	CO0603	60,538	439.51	9,305	15.4%	-	-	0.0%	9,305	15.37%
HMS 503	117175	10	Y	N	P	A	Youth Corrections Officer	CO0602	71,961	1,044.00	24,098	33.5%	76.00	2,629	3.7%	26,728	37.14%
HMS 503	117176	10	Y	N	P	A	Youth Corrections Officer	CO0602	83,843	1,437.25	32,721	39.0%	-	-	0.0%	32,721	39.03%
HMS 503	117179	10	Y	N	P	A	Youth Corrections Officer	CO0602	26,966	436.50	10,020	37.2%	732.00	9,490	35.2%	19,510	72.35%
HMS 503	117180	10	Y	N	P	A	Youth Corrections Officer	CO0603	58,943	410.50	9,577	16.2%	7.00	198	0.3%	9,776	16.59%
HMS 503	117184	10	T	N	P	A	Youth Corrections Officer	CO0602	89,740	1,765.25	40,200	44.8%	134.50	5,803	6.5%	46,002	51.26%
HMS 503	117185	10	Y	N	P	A	Youth Corrections Officer	CO0602	93,842	1,888.00	43,895	46.8%	489.00	22,062	23.5%	65,956	70.28%
HMS 503	117908	20	Y	N	P	A	Youth Corrections Supvr	CO0802	81,008	847.13	22,890	28.3%	286.50	11,158	13.8%	34,048	42.03%
HMS 503	31595	10	Y	N	P	A	Youth Corrections Officer	CO0602	20,811	91.50	2,089	10.0%	-	-	0.0%	2,089	10.04%
HMS 503	31596	10	Y	N	P	A	Youth Corrections Officer	CO0602	74,591	1,145.00	25,212	33.8%	20.00	717	1.0%	25,929	34.76%
HMS 503	31599	10	Y	N	P	A	Youth Corrections Officer	CO0602	29,361	428.50	9,989	34.0%	-	-	0.0%	9,989	34.02%
HMS 503	34344	20	Y	N	P	A	Youth Corrections Supvr	CO0821	101,488	1,156.00	35,940	35.4%	86.00	4,196	4.1%	40,136	39.55%
HMS 503	34346	20	Y	N	P	A	Youth Corrections Supvr	CO0803	87,772	1,034.75	28,249	32.2%	204.00	8,608	9.8%	36,857	41.99%
HMS 503	34349	20	Y	N	P	A	Youth Corrections Supvr	CO0803	77,367	4,285.75	17,561	22.7%	732.00	27,227	35.2%	44,789	57.89%
HMS 503	51789	10	Y	N	P	A	Youth Corrections Officer	CO0602	75,176	1,157.75	25,776	34.3%	-	-	0.0%	25,776	34.29%
HMS 503	51792	10	Y	N	P	A	Youth Corrections Officer	CO0602	55,064	574.63	12,723	23.1%	2.00	53	0.1%	12,776	23.20%
HMS 503	51793	10	Y	N	P	A	Youth Corrections Officer	CO0602	73,691	1,140.50	26,609	36.1%	32.00	1,134	1.5%	27,743	37.65%
HMS 503	51841	10	Y	N	P	A	Youth Corrections Officer	CO0602	61,719	1,403.75	30,369	49.2%	-	-	0.0%	30,369	49.21%
HMS 503	31544	13	Y	N	P	A	Human Svcs Prof V	SR24H	90,407	582.29	18,918	20.9%	-	-	0.0%	18,918	20.93%
HMS 503	2423	10	Y	N	P	A	Youth Corrections Officer	CO0602	93,080	1,785.75	41,369	44.4%	124.00	5,549	6.0%	46,918	50.41%
HMS 503	7159	20	Y	N	P	A	Youth Corrections Supvr	CO0802	14,265	92.75	1,996	14.0%	109.00	748	5.2%	2,744	19.23%
HMS 503	11123	20	Y	N	P	A	Youth Corrections Supvr	CO0821	38,825	320.32	5,581	14.4%	67.50	1,260	3.2%	6,841	17.62%
HMS 503	11640	10	Y	N	P	A	Youth Corrections Officer	CO0602	83,710	1,462.75	34,066	40.7%	77.00	3,099	3.7%	37,164	44.40%
HMS 503	117167	10	Y	N	P	A	Youth Corrections Officer	CO0603	40,954	367.25	8,499	20.8%	-	-	0.0%	8,499	20.75%

Overtime Position List

(Only for Positions the Sum of Overtime Paid and Value of Compensatory Time for which was at Least 10% of Base Pay during FY15)

Prog ID	Position No.	Bargaining Unit	Included in CB (Y/N)	Exempt (Y/N)	Temp or Perm (T/P)	MOF	Position Title	Salary Range Level	Base Annual Pay	Hours Exceeding Standard	FY 15						
											OT		Comp Time			Total OT/Comp	
											\$ Amount Paid	% of Base	Hours Earned	\$ Value of Hours Earned	% \$ Value of Base Salary	\$ Amount OT Paid + \$ Value Comp Hours Earned	% of Base
HMS 503	117173	10	Y	N	P	A	Youth Corrections Officer	COO602	46,209	327.25	7,608	16.5%	-	-	0.0%	7,608	16.46%
HMS 503	117182	10	Y	N	P	A	Youth Corrections Officer	COO602	23,050	127.25	2,946	12.8%	-	-	0.0%	2,946	12.78%
HMS 503	117186	10	Y	N	P	A	Youth Corrections Officer	COO403	48,521	299.00	6,411	13.2%	550.00	12,830	26.4%	19,241	39.66%
HMS 503	119126	10	Y	N	P	A	Youth Corrections Officer	COO602	63,436	715.75	16,653	26.3%	183.75	5,604	8.8%	22,257	35.09%
HMS 503	119127	10	Y	N	P	A	Youth Corrections Officer	COO602	23,313	659.49	15,254	65.4%	21.00	235	1.0%	15,490	66.44%
HMS 503	51839	10	Y	N	P	A	Youth Corrections Officer	COO602	79,424	1,283.38	29,860	37.6%	40.00	1,527	1.9%	31,387	39.52%
HMS 503	7114	10	Y	N	P	A	Youth Corrections Officer	COO602	58,759	428.64	9,960	17.0%	92.75	2,620	4.5%	12,580	21.41%
HMS 503	11122	20	Y	N	P	A	Youth Corrections Supvr	COO803	98,289	1,407.50	38,223	38.9%	18.00	851	0.9%	39,074	39.75%
HMS 503	11645	10	Y	N	P	A	Youth Corrections Officer	COO602	81,514	1,360.50	31,630	38.8%	-	-	0.0%	31,630	38.80%
HMS 503	7119	10	Y	N	P	A	Youth Corrections Officer	COO402	57,368	806.38	17,632	30.7%	324.50	8,950	15.6%	26,582	46.34%
HMS 503	117181	10	Y	N	P	A	Youth Corrections Officer	COO602	48,174	245.00	5,736	11.9%	390.00	9,033	18.8%	14,769	30.66%
HMS 503	117183	10	Y	N	P	A	Youth Corrections Officer	COO402	8,812	142.63	3,202	36.3%	-	-	0.0%	3,202	36.34%
HMS503	2422	2	Y	N	P	A	Inst Food Svc Mgr IV	F308	20,300		2,367	11.66%	-	-	0.0%	2,367	11.66%
HMS503	2425	10	Y	N	P	A	YCO	CO06	36,597		3,667	10.02%	264.00	4,645	12.7%	8,312	22.71%
HMS503	2426	1	Y	N	P	A	Cook III	WS08	47,705		9,064	19.00%	-	-	0.0%	9,064	19.00%
HMS503	2435	10	Y	N	P	A	YCO	CO04	36,887		15,983	43.33%	-	-	0.0%	15,983	43.33%
HMS503	2436	10	Y	N	P	A	YCO	CO06	49,087		12,360	25.18%	45.00	1,062	2.2%	13,422	27.34%
HMS503	2438	10	Y	N	P	A	YCO	CO06	34,954		7,204	20.61%	14.00	235	0.7%	7,439	21.28%
HMS503	2440	10	Y	N	P	A	YCO	CO06	42,385		7,163	16.90%	256.00	5,217	12.3%	12,380	29.21%
HMS503	7975	1	Y	N	P	A	Cook III	WS08	47,745		7,071	14.81%	24.00	551	1.2%	7,622	15.96%
HMS503	7976	1	Y	N	P	A	Cook III	WS08	47,627		2,910	6.11%	116.00	2,656	5.6%	5,566	11.69%
HMS503	16021	20	Y	N	P	A	YCS	CO08	47,244		4,526	9.58%	76.00	1,726	3.7%	6,252	13.23%
HMS503	51790	10	Y	N	P	A	YCO	CO06	49,315		4,463	9.05%	57.00	1,351	2.7%	5,814	11.79%
HMS503	117174	10	Y	N	P	A	YCO	CO06	48,772		4,370	8.96%	251.25	5,891	12.1%	10,261	21.04%
HMS503	117909	20	Y	N	P	A	YCS	CO08	56,786		636	1.12%	394.00	10,757	18.9%	11,393	20.06%
HMS503	117910	20	Y	N	P	A	YCS	CO08	57,273		4,221	7.37%	62.00	1,707	3.0%	5,928	10.35%
HMS 904	42084	13	Y	N	P	A	Program Budget Analyst IV	SR22C	28,712	226.88	3,931	13.7%			0.0%	3,931	13.7%
HMS 229	2798	23	Y	N	P	W	Accountant V	SR24F	72,328	424.50	11,824	16.3%			0.0%	11,824	16.3%
HMS 229	5854	13	Y	N	P	W	Accountant III	SR20C	23,232	327.00	7,061	30.4%			0.0%	7,061	30.4%
HMS 229	111496	13	Y	N	P	N	Accountant III	SR20D	59,075	363.00	8,383	14.2%			0.0%	8,383	14.2%
HMS 229	41252	13	Y	N	P	N	Accountant IV	SR22F	52,711	751.89	17,698	33.6%			0.0%	17,698	33.6%
HMS 229	42107	13	Y	N	P	N	Accountant III	SR20C	35,713	187.50	3,949	11.1%			0.0%	3,949	11.1%
HMS 229	42107	13	Y	N	P	N	Accountant III	SR20C	8,204	84.75	1,842	22.5%			0.0%	1,842	22.5%
HMS 229	46278	13	Y	N	P	W	Accountant III	SR20C	57,178	484.13	10,358	18.1%			0.0%	10,358	18.1%
HMS 229	41267	73	Y	N	P	N	Program Budget Analyst IV	SR22E	60,558	297.00	7,621	12.6%			0.0%	7,621	12.6%
HMS 220	5643	1	Y	N	P	N	Housing Bldg Mtnce Hlpr	SRNA	45,955	348.00	6,609	14.4%			0.0%	6,609	14.4%
HMS 220	6791	1	Y	N	P	N	Hsg Bldg Mtnce Wkr	SRNA	56,998	288.75	6,974	12.2%			0.0%	6,974	12.2%
HMS 220	5642	1	Y	N	P	N	Bldg Maintenance Helper	BC05A	51,986	430.51	8,093	15.6%			0.0%	8,093	15.6%
HMS 220	11627	2	Y	N	P	W	Hsg Gen Constr & Maint Supvr	SRNA	67,810	549.38	13,877	20.5%			0.0%	13,877	20.5%
HMS 220	6281	2	Y	N	P	N	Hsg Gen Constr & Maint Supvr	SRNA	80,816	746.26	20,000	24.7%			0.0%	20,000	24.7%
HMS 220	6681	1	Y	N	P	N	Hsg General Laborer II	SRNA	44,412	474.00	8,259	18.6%			0.0%	8,259	18.6%
HMS 220	6727	1	Y	N	P	N	Hsg Bldg Mtnce Wkr I	SRNA	56,264	399.00	9,123	16.2%			0.0%	9,123	16.2%
HMS 220	8835	1	Y	N	P	N	Hsg Bldg Mtnce Wkr II	SRNA	62,032	497.63	12,021	19.4%			0.0%	12,021	19.4%

Overtime Position List

(Only for Positions the Sum of Overtime Paid and Value of Compensatory Time for which was at Least 10% of Base Pay during FY15)

Prog ID	Position No.	Bargaining Unit	Included in CB (Y/N)	Exempt (Y/N)	Temp or Perm (T/P)	MOF	Position Title	Salary Range Level	Base Annual Pay	Hours Exceeding Standard	FY 15						
											OT		Comp Time			Total OT/Comp	
											\$ Amount Paid	% of Base	Hours Earned	\$ Value of Hours Earned	% \$ Value of Base Salary	\$ Amount OT Paid + \$ Value Comp Hours Earned	% of Base
HMS 220	8851	1	Y	N	P	N	Hsg Bldg Mtnc Wkr I	SRNA	54,481	330.00	7,560	13.9%			0.0%	7,560	13.9%
HMS 220	23120	1	Y	N	P	N	Hsg General Laborer I	BC02A	7,613	78.75	1,335	17.5%			0.0%	1,335	17.5%
HMS 220	8832	2	Y	N	P	N	Hsg Gen Constr & Maint Supvr	SRNA	64,148	318.38	8,205	12.8%			0.0%	8,205	12.8%
HMS 220	10378	1	Y	N	P	N	Bldg Maintenance Worker I	BC09A	53,828	288.03	6,540	12.2%			0.0%	6,540	12.2%
HMS 220	6132	1	Y	N	P	N	Bldg Maintenance Worker I	BC09A	61,587	614.35	13,981	22.7%			0.0%	13,981	22.7%
HMS 220	8631	1	Y	N	P	N	Bldg Maintenance Worker I	BC09A	55,451	318.65	7,188	13.0%			0.0%	7,188	13.0%
HMS 220	8752	2	Y	N	P	N	Gen Constr & Mtnc Supvr I	F110A	50,735	374.25	9,644	19.0%			0.0%	9,644	19.0%
HMS 220	8846	1	Y	N	P	N	Hsg Bldg Mtnc Wkr I	SRNA	59,550	546.00	12,411	20.8%			0.0%	12,411	20.8%
HMS 220	15486	1	Y	N	P	N	Hsg Gen Laborer I	SRNA	39,864	277.88	4,697	11.8%			0.0%	4,697	11.8%
HMS 220	41066	1	Y	N	P	W	General Laborer II	BC03A	40,658	256.50	4,522	11.1%			0.0%	4,522	11.1%
HMS 220	41350	1	Y	N	P	N	Painter I	BC09A	52,879	262.50	6,024	11.4%			0.0%	6,024	11.4%
HMS 220	17665	23	Y	N	P	N	Public Housing Supvr V	SR24D	67,768	283.14	8,122	12.0%			0.0%	8,122	12.0%
HMS 220	120619	1	Y	N	P	N	Carpenter I	BC09	58,032	426.00	9,912	17.1%			0.0%	9,912	17.1%
HMS 220	120620	1	Y	N	P	N	Carpenter I	BC09	48,653	301.50	6,902	14.2%			0.0%	6,902	14.2%
HMS 220	120625	1	Y	N	P	N	Electrician I	BC09	63,684	299.25	8,019	12.6%			0.0%	8,019	12.6%
HMS 220	120628	1	Y	N	P	N	Plumber I	BC09	65,174	447.38	11,599	17.8%			0.0%	11,599	17.8%
HMS 220	120629	1	Y	N	P	N	Plumber I	BC09	40,582	398.63	9,998	24.6%			0.0%	9,998	24.6%
HMS 220	119190	1	Y	N	P	N	Plumber I	BC09	14,278	124.50	2,458	17.2%			0.0%	2,458	17.2%
HMS 901	3477	63	Y	N	P	A	Secretary IV	SR18D	62,267	845.88	17,995	28.9%			0.0%	17,995	28.9%
HMS 901	1751	3	Y	N	P	A	Secretary II	SR14G	36,336	392.28	7,928	21.8%			0.0%	7,928	21.8%
HMS 901	1751	3	Y	N	P	A	Secretary II	SR14G	3,688	46.50	754	20.4%			0.0%	754	20.4%
HMS 901	118562	13	Y	N	P	A	General Professional VI	SR26G	99,288	735.81	25,419	25.6%			0.0%	25,419	25.6%
HMS 901	24435	13	Y	N	P	A	Social Worker IV	SR22H	71,208	452.67	12,463	17.5%			0.0%	12,463	17.5%
HMS 901	24830	13	Y	N	P	A	Human Svcs Prof IV	SR22H	80,439	621.42	18,392	22.9%			0.0%	18,392	22.9%
HMS 901	34655	13	Y	N	P	A	Human Svcs Prof V	SR24C	68,917	612.38	15,714	22.8%			0.0%	15,714	22.8%
HMS 301	118579	13	Y	N	P	N	Child/Adult Protetv Svcs Spclt	SR22	21,390	99.00	2,471	11.6%			0.0%	2,471	11.6%
HMS 301	111039	3	Y	N	P	A	Social Service Aid III	SR09B	2,807	13.73	305	10.9%			0.0%	305	10.9%
HMS 301	111039	3	Y	N	P	N	Social Service Aid III	SR09B	1,871	9.16	203	10.9%			0.0%	203	10.9%
HMS 301	36316	13	Y	N	P	A	Child/Adult Protetv Svcs Spclt	SR23K	58,469	350.55	12,098	20.7%			0.0%	12,098	20.7%
HMS 301	36316	13	Y	N	P	N	Child/Adult Protetv Svcs Spclt	SR23K	38,980	233.70	8,065	20.7%			0.0%	8,065	20.7%
HMS 301	46366	3	Y	N	P	A	Social Service Assist IV	SR11B	8,713	127.50	1,202	13.8%			0.0%	1,202	13.8%
HMS 301	46366	3	Y	N	P	N	Social Service Assist IV	SR11B	5,809	127.50	801	13.8%			0.0%	801	13.8%
HMS 301	41934	13	Y	N	P	A	Child/Adult Protetv Svcs Spclt	SR23H	43,535	141.76	4,383	10.1%			0.0%	4,383	10.1%
HMS 301	41934	13	Y	N	P	N	Child/Adult Protetv Svcs Spclt	SR23H	29,024	94.50	2,922	10.1%			0.0%	2,922	10.1%
HMS 301	42596	13	Y	N	P	A	Human Services Prof III	SR20C	5,406	48.60	576	10.7%			0.0%	576	10.7%
HMS 301	42596	13	Y	N	P	N	Human Services Prof III	SR20C	3,604	32.40	384	10.7%			0.0%	384	10.7%
HMS 301	39781	3	Y	N	P	A	Social Service Assist IV	SR11C	32,742	290.00	3,791	11.6%			0.0%	3,791	11.6%
HMS 301	39781	3	Y	N	P	N	Social Service Assist IV	SR11C	21,828	193.33	2,527	11.6%			0.0%	2,527	11.6%
HMS 301	1720	23	Y	N	P	A	Child/Adult Protetv Svcs Supvr II	SR27J	61,021	157.76	6,112	10.0%			0.0%	6,112	10.0%
HMS 301	1720	23	Y	N	P	N	Child/Adult Protetv Svcs Supvr II	SR27J	40,681	105.17	4,075	10.0%			0.0%	4,075	10.0%
HMS 301	29540	13	Y	N	P	A	Child/Adult Protetv Svcs Spclt	SR23	2,450	12.16	256	10.5%			0.0%	256	10.5%
HMS 301	29540	13	Y	N	P	N	Child/Adult Protetv Svcs Spclt	SR23	1,633	8.10	171	10.5%			0.0%	171	10.5%
HMS 301	6387	23	Y	N	P	A	Child/Adult Protetv Svcs Supvr I	SR25M	72,726	416.53	14,356	19.7%			0.0%	14,356	19.7%

Overtime Position List

(Only for Positions the Sum of Overtime Paid and Value of Compensatory Time for which was at Least 10% of Base Pay during FY15)

Prog ID	Position No.	Bargaining Unit	Included in CB (Y/N)	Exempt (Y/N)	Temp or Perm (T/P)	MOF	Position Title	Salary Range Level	Base Annual Pay	Hours Exceeding Standard	FY 15						
											OT		Comp Time			Total OT/Comp	
											\$ Amount Paid	% of Base	Hours Earned	\$ Value of Hours Earned	% \$ Value of Base Salary	\$ Amount OT Paid + \$ Value Comp Hours Earned	% of Base
HMS 301	6387	23	Y	N	P	N	Child/Adult Protetv Svcs Supvr I	SR25M	48,484	277.69	9,571	19.7%			0.0%	9,571	19.7%
HMS 301	32764	13	Y	N	P	A	Child/Adult Protetv Svcs Spclt	SR23H	49,672	219.65	7,227	14.5%			0.0%	7,227	14.5%
HMS 301	32764	13	Y	N	P	N	Child/Adult Protetv Svcs Spclt	SR23H	33,115	146.43	4,818	14.5%			0.0%	4,818	14.5%
HMS 301	32766	13	Y	N	P	A	Child/Adult Protetv Svcs Spclt	SR23E	46,452	358.47	9,890	21.3%			0.0%	9,890	21.3%
HMS 301	32766	13	Y	N	P	N	Child/Adult Protetv Svcs Spclt	SR23E	30,968	238.98	6,593	21.3%			0.0%	6,593	21.3%
HMS 301	42350	3	Y	N	P	A	Social Services Assist IV	SR11D	26,678	202.96	3,282	12.3%			0.0%	3,282	12.3%
HMS 301	42350	3	Y	N	P	N	Social Services Assist IV	SR11D	17,785	135.30	2,188	12.3%			0.0%	2,188	12.3%
HMS 301	44793	13	Y	N	P	A	Child/Adult Protetv Svcs Spclt	SR23I	54,109	283.09	9,582	17.7%			0.0%	9,582	17.7%
HMS 301	44793	13	Y	N	P	N	Child/Adult Protetv Svcs Spclt	SR23I	36,073	188.72	6,388	17.7%			0.0%	6,388	17.7%
HMS 301	6579	13	Y	N	P	A	Child/Adult Protetv Svcs Spclt	SR23H	46,427	196.68	6,065	13.1%			0.0%	6,065	13.1%
HMS 301	6579	13	Y	N	P	N	Child/Adult Protetv Svcs Spclt	SR23H	30,951	131.12	4,043	13.1%			0.0%	4,043	13.1%
HMS 301	117416	23	Y	N	P	A	Child/Adult Protetv Svcs Supvr I	SR25G	61,743	299.51	10,268	16.6%			0.0%	10,268	16.6%
HMS 301	117416	23	Y	N	P	N	Child/Adult Protetv Svcs Supvr I	SR25G	41,162	199.67	6,846	16.6%			0.0%	6,846	16.6%
HMS 301	118575	13	Y	N	P	N	Child/Adult Protetv Svcs Spclt	SR23F	35,954	149.63	4,389	12.2%			0.0%	4,389	12.2%
HMS 301	118582	13	Y	N	P	A	Human Services Prof III	SR20G	40,744	316.37	8,145	20.0%			0.0%	8,145	20.0%
HMS 301	118582	13	Y	N	P	N	Human Services Prof III	SR20G	27,163	210.91	5,430	20.0%			0.0%	5,430	20.0%
HMS 301	118584	13	Y	N	P	A	Human Services Prof IV	SR22C	40,639	382.53	9,049	22.3%			0.0%	9,049	22.3%
HMS 301	118584	13	Y	N	P	N	Human Services Prof IV	SR22C	27,092	255.02	6,032	22.3%			0.0%	6,032	22.3%
HMS 301	19960	13	Y	N	P	A	Child/Adult Protetv Svcs Spclt	SR23H	48,889	356.40	10,190	20.8%			0.0%	10,190	20.8%
HMS 301	19960	13	Y	N	P	N	Child/Adult Protetv Svcs Spclt	SR23H	32,593	237.60	6,794	20.8%			0.0%	6,794	20.8%
HMS 301	26700	13	Y	N	P	A	Child/Adult Protetv Svcs Spclt	SR23J	53,981	425.29	13,185	24.4%			0.0%	13,185	24.4%
HMS 301	26700	13	Y	N	P	N	Child/Adult Protetv Svcs Spclt	SR23J	35,988	283.52	8,790	24.4%			0.0%	8,790	24.4%
HMS 601	22882	3	Y	N	P	A	Secretary I	SR12J	17,834	228.01	4,498	25.2%			0.0%	4,498	25.2%
HMS 601	112312	9	Y	N	P	A	Registered Nurse IV	SR22L1	6,841	91.58	2,899	42.4%			0.0%	2,899	42.4%
HMS 236	24968	3	Y	N	P	A	Eligibility Worker III	SR16L	38,105	225.72	6,062	15.9%			0.0%	6,062	15.9%
HMS 236	24968	3	Y	N	P	N	Eligibility Worker III	SR16L	28,746	170.28	4,573	15.9%			0.0%	4,573	15.9%
HMS 236	28223	3	Y	N	P	A	Eligibility Worker III	SR16H	31,592	202.23	4,621	14.6%			0.0%	4,621	14.6%
HMS 236	28223	3	Y	N	P	N	Eligibility Worker III	SR16H	23,833	152.56	3,486	14.6%			0.0%	3,486	14.6%
HMS 236	31114	3	Y	N	P	A	Eligibility Worker III	SR16D	28,428	259.75	5,097	17.9%			0.0%	5,097	17.9%
HMS 236	31114	3	Y	N	P	N	Eligibility Worker III	SR16D	21,446	195.95	3,845	17.9%			0.0%	3,845	17.9%
HMS 236	31189	3	Y	N	P	A	Eligibility Worker III	SR16L	36,959	224.88	6,023	16.3%			0.0%	6,023	16.3%
HMS 236	31189	3	Y	N	P	N	Eligibility Worker III	SR16L	27,881	169.65	4,544	16.3%			0.0%	4,544	16.3%
HMS 236	34899	4	Y	N	P	A	Eligibility Worker IV	SR20M	48,473	284.29	9,289	19.2%			0.0%	9,289	19.2%
HMS 236	34899	4	Y	N	P	N	Eligibility Worker IV	SR20M	36,567	214.46	7,008	19.2%			0.0%	7,008	19.2%
HMS 236	22520	3	Y	N	P	A	Eligibility Worker III	SR16F	12,716	103.89	2,194	17.3%			0.0%	2,194	17.3%
HMS 236	22520	3	Y	N	P	N	Eligibility Worker III	SR16F	9,593	78.37	1,655	17.3%			0.0%	1,655	17.3%
HMS 236	28307	4	Y	N	P	A	Eligibility Worker IV	SR20H	33,744	257.60	6,364	18.9%			0.0%	6,364	18.9%
HMS 236	28307	4	Y	N	P	N	Eligibility Worker IV	SR20H	25,456	194.33	4,801	18.9%			0.0%	4,801	18.9%
HMS 236	31113	3	Y	N	P	A	Eligibility Worker III	SR16H	32,029	204.14	4,699	14.7%			0.0%	4,699	14.7%
HMS 236	31113	3	Y	N	P	N	Eligibility Worker III	SR16H	24,162	154.00	3,545	14.7%			0.0%	3,545	14.7%
HMS 236	32346	3	Y	N	P	A	Eligibility Worker III	SR16I	33,127	185.54	4,445	13.4%			0.0%	4,445	13.4%
HMS 236	32346	3	Y	N	P	N	Eligibility Worker III	SR16I	24,990	139.97	3,353	13.4%			0.0%	3,353	13.4%
HMS 236	36864	3	Y	N	P	A	Eligibility Worker II	SR14B	23,207	152.20	2,576	11.1%			0.0%	2,576	11.1%

Overtime Position List

(Only for Positions the Sum of Overtime Paid and Value of Compensatory Time for which was at Least 10% of Base Pay during FY15)

Prog ID	Position No.	Bargainin g Unit	Included in CB (Y/N)	Exempt (Y/N)	Temp or Perm (T/P)	MOF	Position Title	Salary Range Level	Base Annual Pay	Hours Exceeding Standard	FY 15						
											OT		Comp Time			Total OT/Comp	
											\$ Amount Paid	% of Base	Hours Earned	\$ Value of Hours Earned	% \$ Value of Base Salary	\$ Amount OT Paid + \$ Value Comp Hours Earned	% of Base
HMS 236	36864	3	Y	N	P	N	Eligibility Worker II	SR14B	17,507	114.81	1,943	11.1%			0.0%	1,943	11.1%
HMS 236	37413	3	Y	N	P	A	Eligibility Worker III	SR16F	31,512	288.14	6,121	19.4%			0.0%	6,121	19.4%
HMS 236	37413	3	Y	N	P	N	Eligibility Worker III	SR16F	23,772	217.37	4,617	19.4%			0.0%	4,617	19.4%
HMS 236	44128	4	Y	N	P	A	Eligibility Worker V	SR20H	36,914	183.83	4,947	13.4%			0.0%	4,947	13.4%
HMS503	2472	13	Y	N	P	A	Corr Rec Spclt III	SR20	44,706		608	1.36%	205.00	4,406	9.9%	5,014	11.22%
HMS 236	24773	3	Y	N	P	A	Eligibility Worker I	SR12B	221	2.35	40	18.0%			0.0%	40	18.0%
HMS 236	24773	3	Y	N	P	N	Eligibility Worker I	SR12B	167	1.78	30	18.0%			0.0%	30	18.0%
HMS 236	4541	3	Y	N	P	A	Eligibility Worker III	SR16F	31,465	290.07	6,147	19.5%			0.0%	6,147	19.5%
HMS 236	4541	3	Y	N	P	N	Eligibility Worker III	SR16F	23,737	218.82	4,637	19.5%			0.0%	4,637	19.5%
HMS 236	6400	4	Y	N	P	A	Eligibility Worker V	SR20E	36,941	343.51	8,209	22.2%			0.0%	8,209	22.2%
HMS 236	6400	4	Y	N	P	N	Eligibility Worker V	SR20E	27,868	259.14	6,193	22.2%			0.0%	6,193	22.2%
HMS 236	34740	3	Y	N	P	A	Eligibility Worker IV	SR18F	2,965	26.51	589	19.9%			0.0%	589	19.9%
HMS 236	34740	3	Y	N	P	N	Eligibility Worker IV	SR18F	2,236	20.00	444	19.9%			0.0%	444	19.9%
HMS 236	34740	3	Y	N	P	A	Eligibility Worker IV	SR18F	19,782	165.45	3,781	19.1%			0.0%	3,781	19.1%
HMS 236	34740	3	Y	N	P	N	Eligibility Worker IV	SR18F	14,924	124.82	2,853	19.1%			0.0%	2,853	19.1%
HMS 236	24775	3	Y	N	P	A	Eligibility Worker III	SR16D	27,869	231.07	4,538	16.3%			0.0%	4,538	16.3%
HMS 236	24775	3	Y	N	P	N	Eligibility Worker III	SR16D	21,024	174.32	3,423	16.3%			0.0%	3,423	16.3%
HMS 236	28236	4	Y	N	P	A	Eligibility Worker V	SR20C	31,699	246.88	5,456	17.2%			0.0%	5,456	17.2%
HMS 236	28236	4	Y	N	P	N	Eligibility Worker V	SR20C	23,913	186.25	4,116	17.2%			0.0%	4,116	17.2%
HMS 902	47454	4	Y	N	P	A	Eligibility Worker V	SR20E	29,242	181.33	4,338	14.8%			0.0%	4,338	14.8%
HMS 902	47454	4	Y	N	P	N	Eligibility Worker V	SR20E	29,242	181.33	4,338	14.8%			0.0%	4,338	14.8%
HMS 902	47455	4	Y	N	P	A	Eligibility Worker IV	SR18F	28,448	195.38	4,475	15.7%			0.0%	4,475	15.7%
HMS 902	47455	4	Y	N	P	N	Eligibility Worker IV	SR18F	28,448	195.38	4,475	15.7%			0.0%	4,475	15.7%
HMS 902	47456	3	Y	N	P	A	Secretary I	SR12F	21,158	123.01	2,229	10.5%			0.0%	2,229	10.5%
HMS 902	47456	3	Y	N	P	N	Secretary I	SR12F	21,158	123.01	2,229	10.5%			0.0%	2,229	10.5%
HMS 902	47460	3	Y	N	P	A	Eligibility Worker III	SR16B	20,860	133.88	2,345	11.2%			0.0%	2,345	11.2%
HMS 902	47460	3	Y	N	P	N	Eligibility Worker III	SR16B	20,860	133.88	2,345	11.2%			0.0%	2,345	11.2%
HMS 902	47461	3	Y	N	P	A	Eligibility Worker III	SR16B	21,796	158.08	2,867	13.2%			0.0%	2,867	13.2%
HMS 902	47461	3	Y	N	P	N	Eligibility Worker III	SR16B	21,796	158.08	2,867	13.2%			0.0%	2,867	13.2%
HMS 902	47466	3	Y	N	P	A	Eligibility Worker I	SR12A	18,080	153.38	2,305	12.7%			0.0%	2,305	12.7%
HMS 902	47466	3	Y	N	P	N	Eligibility Worker I	SR12A	18,080	153.38	2,305	12.7%			0.0%	2,305	12.7%
HMS 902	47468	3	Y	N	P	A	Eligibility Worker II	SR14E	23,685	118.51	2,411	10.2%			0.0%	2,411	10.2%
HMS 902	47468	3	Y	N	P	N	Eligibility Worker II	SR14E	23,685	118.51	2,411	10.2%			0.0%	2,411	10.2%
HMS 902	51826	3	Y	N	P	A	Office Assistant III	SR08D	17,415	172.33	2,469	14.2%			0.0%	2,469	14.2%
HMS 902	51826	3	Y	N	P	N	Office Assistant III	SR08D	17,415	172.33	2,469	14.2%			0.0%	2,469	14.2%
HMS 902	47470	4	Y	N	P	A	Eligibility Worker V	SR20K	42,786	372.96	11,252	26.3%			0.0%	11,252	26.3%
HMS 902	47470	4	Y	N	P	N	Eligibility Worker V	SR20K	42,786	372.96	11,252	26.3%			0.0%	11,252	26.3%
HMS 902	47472	3	Y	N	P	A	Eligibility Worker III	SR16F	25,504	147.20	3,116	12.2%			0.0%	3,116	12.2%
HMS 902	47472	3	Y	N	P	N	Eligibility Worker III	SR16F	25,504	147.20	3,116	12.2%			0.0%	3,116	12.2%
HMS 902	47473	3	Y	N	P	A	Eligibility Worker III	SR16G	25,758	122.63	2,701	10.5%			0.0%	2,701	10.5%
HMS 902	47473	3	Y	N	P	N	Eligibility Worker III	SR16G	25,758	122.63	2,701	10.5%			0.0%	2,701	10.5%
HMS 902	47475	3	Y	N	P	A	Eligibility Worker III	SR16F	24,831	125.63	2,662	10.7%			0.0%	2,662	10.7%
HMS 902	47475	3	Y	N	P	N	Eligibility Worker III	SR16F	24,831	125.63	2,662	10.7%			0.0%	2,662	10.7%

Overtime Position List

(Only for Positions the Sum of Overtime Paid and Value of Compensatory Time for which was at Least 10% of Base Pay during FY15)

Prog ID	Position No.	Bargaining Unit	Included in CB (Y/N)	Exempt (Y/N)	Temp or Perm (T/P)	MOF	Position Title	Salary Range Level	Base Annual Pay	Hours Exceeding Standard	FY 15						
											OT		Comp Time			Total OT/Comp	
											\$ Amount Paid	% of Base	Hours Earned	\$ Value of Hours Earned	% \$ Value of Base Salary	\$ Amount OT Paid + \$ Value Comp Hours Earned	% of Base
HMS 902	13761	4	Y	N	P	A	Eligibility Worker V	SR20L	41,453	274.51	8,638	20.8%		0.0%	8,638	20.8%	
HMS 902	13761	4	Y	N	P	N	Eligibility Worker V	SR20L	41,453	274.51	8,638	20.8%		0.0%	8,638	20.8%	
HMS 902	47479	3	Y	N	P	A	Secretary I	SR12A	18,436	192.38	2,868	15.6%		0.0%	2,868	15.6%	
HMS 902	47479	3	Y	N	P	N	Secretary I	SR12A	18,436	192.38	2,868	15.6%		0.0%	2,868	15.6%	
HMS 902	47480	3	Y	N	P	A	Eligibility Worker III	SR16F	24,810	126.75	2,687	10.8%		0.0%	2,687	10.8%	
HMS 902	47480	3	Y	N	P	N	Eligibility Worker III	SR16F	24,810	126.75	2,687	10.8%		0.0%	2,687	10.8%	
HMS 902	47481	3	Y	N	P	A	Eligibility Worker III	SR16E	24,190	142.52	2,916	12.1%		0.0%	2,916	12.1%	
HMS 902	47481	3	Y	N	P	N	Eligibility Worker III	SR16E	24,190	142.52	2,916	12.1%		0.0%	2,916	12.1%	
HMS 902	48681	3	Y	N	P	A	Office Assistant III	SR08A	14,064	215.45	2,766	19.7%		0.0%	2,766	19.7%	
HMS 902	48681	3	Y	N	P	N	Office Assistant III	SR08A	14,064	215.45	2,766	19.7%		0.0%	2,766	19.7%	
HMS 902	48700	3	Y	N	P	A	Eligibility Worker I	SR12B	20,744	179.71	2,707	13.0%		0.0%	2,707	13.0%	
HMS 902	48700	3	Y	N	P	N	Eligibility Worker I	SR12B	20,744	179.71	2,707	13.0%		0.0%	2,707	13.0%	
HMS 902	120812	4	Y	N	P	A	Eligibility Worker IV	SR18A	6,716	82.50	1,544	23.0%		0.0%	1,544	23.0%	
HMS 902	120812	4	Y	N	P	N	Eligibility Worker IV	SR18A	6,716	82.50	1,544	23.0%		0.0%	1,544	23.0%	
HMS 902	41132	3	Y	N	P	A	Eligibility Worker III	SR16F	27,051	231.75	4,928	18.2%		0.0%	4,928	18.2%	
HMS 902	41132	3	Y	N	P	N	Eligibility Worker III	SR16F	27,051	231.75	4,928	18.2%		0.0%	4,928	18.2%	
HMS 902	43331	3	Y	N	P	A	Eligibility Worker I	SR12A	19,270	232.70	3,495	18.1%		0.0%	3,495	18.1%	
HMS 902	43331	3	Y	N	P	N	Eligibility Worker I	SR12A	19,270	232.70	3,495	18.1%		0.0%	3,495	18.1%	
HMS 902	48638	3	Y	N	P	A	Eligibility Worker II	SR14B	20,144	141.75	2,405	11.9%		0.0%	2,405	11.9%	
HMS 902	48638	3	Y	N	P	N	Eligibility Worker II	SR14B	20,144	141.75	2,405	11.9%		0.0%	2,405	11.9%	
HMS 902	48668	3	Y	N	P	A	Eligibility Worker III	SR16B	22,287	192.40	3,473	15.6%		0.0%	3,473	15.6%	
HMS 902	48668	3	Y	N	P	N	Eligibility Worker III	SR16B	22,287	192.40	3,473	15.6%		0.0%	3,473	15.6%	
HMS 902	47491	3	Y	N	P	A	Eligibility Worker III	SR16D	25,799	271.15	5,333	20.7%		0.0%	5,333	20.7%	
HMS 902	47491	3	Y	N	P	N	Eligibility Worker III	SR16D	25,799	271.15	5,333	20.7%		0.0%	5,333	20.7%	
HMS 902	47497	4	Y	N	P	A	Eligibility Worker V	SR20B	21,081	259.32	5,019	23.8%		0.0%	5,019	23.8%	
HMS 902	47497	4	Y	N	P	N	Eligibility Worker V	SR20B	21,081	259.32	5,019	23.8%		0.0%	5,019	23.8%	
HMS 902	48641	3	Y	N	P	A	Eligibility Worker III	SR16G	29,773	303.21	6,716	22.6%		0.0%	6,716	22.6%	
HMS 902	48641	3	Y	N	P	N	Eligibility Worker III	SR16G	29,773	303.21	6,716	22.6%		0.0%	6,716	22.6%	
HMS 902	47509	3	Y	N	P	A	Office Assistant III	SR08B	16,949	320.26	4,266	25.2%		0.0%	4,266	25.2%	
HMS 902	47509	3	Y	N	P	N	Office Assistant III	SR08B	16,949	320.26	4,266	25.2%		0.0%	4,266	25.2%	
HMS 902	48663	3	Y	N	P	A	Eligibility Worker III	SR16E	25,885	220.13	4,500	17.4%		0.0%	4,500	17.4%	
HMS 902	48663	3	Y	N	P	N	Eligibility Worker III	SR16E	25,885	220.13	4,500	17.4%		0.0%	4,500	17.4%	
HMS 902	51835	3	Y	N	P	A	Secretary I	SR12B	12,630	119.26	1,862	14.7%		0.0%	1,862	14.7%	
HMS 902	51835	3	Y	N	P	N	Secretary I	SR12B	25,259	238.51	3,723	14.7%		0.0%	3,723	14.7%	
HMS 238	11255	3	Y	N	P	N	Office Assistant IV	SR10G	41,417	286.50	5,007	12.1%		0.0%	5,007	12.1%	
							GRAND TOTAL		9,747,951	86,449.40	2,038,294	20.9%	8,083.49	228,693	2.3%	2,266,988	23.3%
							Totals by MOF	A	6,344,511	61,723.57	1,469,233	23.2%	8,083.49	228,693	3.6%	1,697,927	26.8%
								B	-	-	-	#DIV/0!	-	-	#DIV/0!	-	#DIV/0!

Overtime Position List

(Only for Positions the Sum of Overtime Paid and Value of Compensatory Time for which was at Least 10% of Base Pay during FY15)

Prog ID	Position No.	Bargaining Unit	Included in CB (Y/N)	Exempt (Y/N)	Temp or Perm (T/P)	MOF	Position Title	Salary Range Level	Base Annual Pay	Hours Exceeding Standard	FY 15					
											OT		Comp Time		Total OT/Comp	
											\$ Amount Paid	% of Base	Hours Earned	\$ Value of Hours Earned	% \$ Value of Base Salary	\$ Amount OT Paid + \$ Value Comp Hours Earned
						C		-	-	-	#DIV/0!	-	-	#DIV/0!	-	#DIV/0!
						N		3,142,234	22,684.31	521,418	16.6%	-	-	0.0%	521,418	16.6%
						P		-	-	-	#DIV/0!	-	-	#DIV/0!	-	#DIV/0!
						R		-	-	-	#DIV/0!	-	-	#DIV/0!	-	#DIV/0!
						T		-	-	-	#DIV/0!	-	-	#DIV/0!	-	#DIV/0!
						U		-	-	-	#DIV/0!	-	-	#DIV/0!	-	#DIV/0!
						W		261,206	2,041.51	47,643	18.2%	-	-	0.0%	47,643	18.2%
						X		-	-	-	#DIV/0!	-	-	#DIV/0!	-	#DIV/0!
						GRAND TOTAL		9,747,951	86,449.40	2,038,294	20.9%	8,083.49	228,693	2.3%	2,266,988	23.3%

Note: OYS is the only Division that monitors comp time.

Department of Human Services
Overpayments

Name of Employee	Date of Overpayment	Gross Amount Overpaid	Amount Recovered	Balance	Category				Reason for Overpayment	Referred to Attorney General
					Employed Occurred > 2 Years	Employed Occurred < 2 Years	Not Employed Occurred > 2 Years	Not Employed Occurred < 2 Years		
	2014	\$ 1,021.96	\$ 900.00	121.96		x			LWOP	N
	2013	\$ 2,831.20	\$ 2,831.20	0.00		x			LWOP	N
	2014	\$ 578.28	\$ 477.90	100.38		x			LWOP	N
	2014	\$ 566.27	\$ 566.27	0.00		x			FICA/MED taxes due to Administrative Industrial Leave (AIL)	N
	2014	\$ 562.83	\$ 400.00	162.83		x			FICA/MED taxes due to Administrative Industrial Leave (AIL)	N
	2014	\$ 2,278.86	\$ 296.55	1,982.31				x	Cancel Military Leave with pay	Y
	2014	\$ 1,125.84	\$ 1,000.00	125.84		x			LWOP	N
	2014	\$ 4,571.49	\$ 4,571.49	0.00		x			WC	N
	2012	\$ 4,620.86	\$ 1,333.77	3,287.09				x	LWOP/COB	N
Total Salary OP for DHS		\$ 18,157.59	\$ 12,377.18	\$ 5,780.41						

Active Contracts as of December 1, 2015

Prog ID	MOF	Amount	Frequency (M/A/O)	Max Value	Outstanding Balance	Date Executed	Term of Contract		Entity	Contract Description	Explanation of How Contract is Monitored	POS Y/N	Category E/L/P/C/G/S
							From	To					
HMS 904	A	varies	M	\$85,000/yr	\$44,221.50	PTS	07/01/15	06/30/17	Jerel D. Fonseca	Hearing Officer for AAO	Secretary assigned	Y	S
HMS 904	A	varies	M	\$85,000/yr	\$70,875.00	PTS	07/01/15	06/30/17	Herbert Y. Hamada	Hearing Officer for AAO	Secretary assigned	Y	S
HMS 904	A	varies	M	\$85,000/yr	\$44,525.00	PTS	07/01/15	06/30/17	Lane T. Ishida	Hearing Officer for AAO	Secretary assigned	Y	S
HMS 904	A	varies	M	\$85,000/yr	\$79,835.00	PTS	07/01/15	06/30/17	Clayton K. Kimoto	Hearing Officer for AAO	Secretary assigned	Y	S
HMS 904	A	varies	M	\$85,000/yr	\$48,215.00	PTS	07/01/15	06/30/17	Steven W. Royal	Hearing Officer for AAO	Secretary assigned	Y	S
HMS 904	A	varies	M	\$85,000/yr	\$77,560.00	PTS	07/01/15	06/30/17	Mitchell J. Werth	Hearing Officer for AAO	Secretary assigned	Y	S
HMS 904	A	varies	M	\$85,000/yr	\$76,060.00	PTS	07/01/15	06/30/17	Thomas J. Wong	Hearing Officer for AAO	Secretary assigned	Y	S
HMS 903	G	\$ 498,400	A	\$498,400.00	\$0.00	12/29/2014	12/29/14	12/28/15	eWorldES	BESSD Mainframe Support Services	Yes	N	S
HMS 903	G	\$ 498,400	A	\$498,400.00	\$498,400.00	Pending	12/29/15	12/28/16	eWorldES	BESSD Mainframe Support Services	Yes	N	S
HMS 903	G	\$ 2,079,275	A	\$2,079,275.00	\$1,663,420.00	6/29/2015	06/29/15	06/28/20	Sirius Computer Solutions, Inc.	BESSD Mainframe Hardware 60-month Lease	Yes	N	E
HMS 224	A	\$ 590,520	O	\$1,181,040.00	\$590,520.00	8/1/2015	8/1/2015	7/31/2016	Alternative Structures International	operation of 2 transitional shelters: Ohana Ola (383,040); Ulu (798,000)	Prog. Specialist Assigned	Y	S
HMS 224	A	\$ -	O	\$289,560.00	\$289,560.00	8/1/2015	8/1/2015	7/31/2016	Catholic Charities Hawaii	transitional shelter: Maili Land	Prog. Specialist Assigned	Y	S
HMS 224	A	\$ 52,500	O	\$210,000.00	\$157,500.00	8/1/2015	8/1/2015	7/31/2016	Family Life Center	emergency shelter: Ho'olanani	Prog. Specialist Assigned	Y	S
HMS 224	A	\$ -	O	\$76,000.00	\$76,000.00	8/1/2015	8/1/2015	7/31/2016	Family Promise of Hawaii	2 emergency shelters: FPH-Honolulu (38,482); FPH-Windward (37,518)	Prog. Specialist Assigned	Y	S
HMS 224	A	\$ 57,000	O	\$114,000.00	\$57,000.00	8/1/2015	8/1/2015	7/31/2016	Gregory House Programs	2 transitional shelters: GH (62,700); Comm. Res. Prog. (51,300)	Prog. Specialist Assigned	Y	S
HMS 224	A	\$ 5,865	O	\$34,657.00	\$28,792.00	8/1/2015	8/1/2015	7/31/2016	Hale Kipa, Inc.	2 transitional shelters: Maka'aloa (17,329); Apa'a (17,328)	Prog. Specialist Assigned	Y	S
HMS 224	A	\$ 269,504	O	\$1,273,516.00	\$1,004,012.21	8/1/2015	8/1/2015	7/31/2016	Waikiki Health	emergency shelter: Next Step (919,516) plus job training (354,000 - HCDA via journal voucher)	Prog. Specialist Assigned	Y	S
HMS 224	A	\$ -	O	\$129,960.00	\$129,960.00	8/1/2015	8/1/2015	7/31/2016	Hawaii Island Home for Recovery, Inc.	transitional shelter	Prog. Specialist Assigned	Y	S
HMS 224	A	\$ 349,800	O	\$699,600.00	\$349,800.00	8/1/2015	8/1/2015	7/31/2016	Holomua Na Ohana	2 transitional shelters: Onemalu (405,600); Weinberg Village Waimanalo (294,000)	Prog. Specialist Assigned	Y	S
HMS 224	A	\$ 180,000	O	\$360,000.00	\$180,000.00	8/1/2015	8/1/2015	7/31/2016	Honolulu Community Action Program	transitional shelter: Kumuhonua	Prog. Specialist Assigned	Y	S
HMS 224	A	\$ 377,088	O	\$754,175.00	\$377,087.50	8/1/2015	8/1/2015	7/31/2016	HOPE Services, Hawaii, Inc.	2 emergency shelters: West Hawaii Emer. Housing Shelter, Kihei Pua; 4 transitional shelters: Beyond Shelter, HOPE Resource Ctr., Kaloko Tran. Housing	Prog. Specialist Assigned	Y	S
HMS 224	A	\$ 322,251	O	\$644,502.00	\$322,251.00	8/1/2015	8/1/2015	7/31/2016	Housing Solutions, Inc.	4 transitional shelters: Kulaokahua; Nakolea; Loliana; Vancouver House	Prog. Specialist Assigned	Y	S
HMS 224	A	\$ 520,002	O	\$1,166,670.00	\$646,668.00	11/1/2015	8/1/2015	7/31/2016	Institute for Human Services, Inc.	2 emergency shelters: Sumner; Ka'aahi	Prog. Specialist Assigned	Y	S
HMS 224	A	\$ 139,374	O	\$278,749.00	\$139,375.00	8/1/2015	8/1/2015	7/31/2016	Kauai Economic Opportunity, Inc.	emergency & transitional shelters: Mana'olana Emer. & Trans. Shelter; Komohana Group Home (trans.); Lihue Court (trans.)	Prog. Specialist Assigned	Y	S
HMS 224	A	\$ 204,452	O	\$408,904.00	\$204,452.00	8/1/2015	8/1/2015	7/31/2016	Ka Hale A Ke Ola Homeless Resource Center	emergency & transitional shelters: KHAKO-Westside; KHAKO-Central	Prog. Specialist Assigned	Y	S
HMS 224	A	\$ 33,844	O	\$135,375.00	\$101,531.00	8/1/2015	8/1/2015	7/31/2016	Mental Health Kooka	transitional shelter: Safe Haven	Prog. Specialist Assigned	Y	S
HMS 224	A	\$ 191,580	O	\$585,909.00	\$394,329.00	8/1/2015	8/1/2015	7/31/2016	River of Life Mission, Inc.	emergency shelter: Lighthouse Outreach Center	Prog. Specialist Assigned	Y	S
HMS 224	A	\$ 968,478	O	\$1,936,956.00	\$968,478.00	8/1/2015	8/1/2015	7/31/2016	United States Veterans Initiative	2 transitional shelters: U.S. VETS (142,500); Paiolu (1794,456)	Prog. Specialist Assigned	Y	S
HMS 224	A	\$ -	O	\$70,000.00	\$70,000.00	8/1/2015	8/1/2015	7/31/2016	Steadfast Housing Development Corporation	transitional shelter: Hale Ulu Pono	Prog. Specialist Assigned	Y	S
HMS 224	A	\$ 169,219	O	\$676,875.00	\$507,656.00	8/1/2015	8/1/2015	7/31/2016	Kealahou West Oahu	emergency shelter: Hope for a New Beginning	Prog. Specialist Assigned	Y	S

Active Contracts as of December 1, 2015

Prog ID	MOF	Amount	Frequency (M/A/O)	Max Value	Outstanding Balance	Date Executed	From	To	Entity	Contract Description	Explanation of How Contract is Monitored	POS Y/N	Category E/L/P/C/G/S
HMS 224	A	\$ 73,440	O	\$146,880.00	\$73,440.00	8/1/2015	8/1/2015	7/31/2016	Women In Need (WIN)	3 transitional shelters: WIN (BTS) Bridge to Success (34,200); WIN Family House (47,880); BTS-Kauai (64,800)	Prog. Specialist Assigned	Y	S
HMS 224	A	\$ 82,000	O	\$164,000.00	\$82,000.00	8/1/2015	8/1/2015	7/31/2016	Family Life Center	homeless outreach	Prog. Specialist Assigned	Y	S
HMS 224	A	\$ 56,875	O	\$230,000.00	\$173,125.00	8/1/2015	8/1/2015	7/31/2016	Kalihi-Palama Health Center	homeless outreach	Prog. Specialist Assigned	Y	S
HMS 224	A	\$ 37,050	O	\$74,100.00	\$37,050.00	8/1/2015	8/1/2015	7/31/2016	Kauai Economic Opportunity, Inc.	homeless outreach	Prog. Specialist Assigned	Y	S
HMS 224	A	\$ 306,250	O	\$612,500.00	\$306,250.00	8/1/2015	8/1/2015	7/31/2016	HOPE Services Hawaii, Inc.	homeless outreach	Prog. Specialist Assigned	Y	S
HMS 224	A	\$ 136,500	O	\$273,000.00	\$136,500.00	8/1/2015	8/1/2015	7/31/2016	Salvation Army Maui	homeless outreach	Prog. Specialist Assigned	Y	S
HMS 224	A	\$ -	O	\$87,306.00	\$87,306.00	8/1/2015	8/1/2015	7/31/2016	Waianae Coast Comprehensive Health Center	homeless outreach	Prog. Specialist Assigned	Y	S
HMS 224	A	\$ 68,814	O	\$275,255.00	\$206,441.00	8/1/2015	8/1/2015	7/31/2016	Kealahou West Oahu	homeless outreach	Prog. Specialist Assigned	Y	S
HMS 224	A	\$ 120,000	O	\$482,500.00	\$362,500.00	8/1/2015	8/1/2015	7/31/2016	Waikiki Health Center	homeless outreach	Prog. Specialist Assigned	Y	S
HMS 224	A	\$ 62,500	O	\$402,500.00	\$340,000.00	8/1/2015	8/1/2015	7/31/2016	Helping Hands Hawaii	SHYG: rent, utilities & miscellaneous expenses to maintain housing	Prog. Specialist Assigned	Y	S
HMS 224	A	\$ -	O	\$400,000.00	\$400,000.00	8/1/2015	8/1/2015	7/31/2016	Catholic Charities Hawaii	SHYG: rent, utilities & miscellaneous expenses to maintain housing	Prog. Specialist Assigned	Y	S
HMS 224	N	\$ 250,371	M	\$455,809.00	\$205,438.00	5/1/2015	5/1/2015	4/30/2016	HOPE Services Hawaii, Inc.	CoC Homeless Assistance Prog.: Shelter + Care--permanent housing (TRA) // Kuku	Prog. Specialist Assigned	Y	S
HMS 224	N	\$ -	M	\$173,993.00	\$173,993.00	7/1/2014	7/1/2015	6/30/2016	Family Life Center	CoC Homeless Assistance Program: Shelter + Care--EHA (TRA) #6	Prog. Specialist Assigned	Y	S
HMS 224	N	\$ -	O	\$41,160.00	\$41,160.00	5/1/2015	5/1/2015	4/30/2016	University of Hawaii	HMIS Analysis and Dissemination (SHP)	Prog. Specialist Assigned	Y	G & S
HMS 224	N	\$ 36,417	M	\$64,657.00	\$28,240.00	4/1/2015	4/1/2015	3/31/2016	Women Helping Women (SHP)	Supportive Housing Program (SHP)	Prog. Specialist Assigned	Y	S
HMS 224	N	\$ 30,631	O	\$30,631.00	\$0.00	2/1/2015	2/1/2015	1/31/2016	HMIS--Hybrid International	HMIS support	Prog. Specialist Assigned	N	G & S
HMS 224	A	\$ 5,373	O	\$7,800.00	\$2,426.92	2/1/2015	2/1/2015	1/31/2016	HMIS--Hybrid International	HMIS support	Prog. Specialist Assigned	N	G & S
HMS 224	A	\$ -	O	\$25,131.00	\$25,131.00	Pending			HMIS--Hybrid International	HMIS support & maintenance	Prog. Specialist Assigned	N	G & S
HMS 224	N	\$ 101,109	O	\$116,178.00	\$15,069.40	4/15/2015	4/15/2015	4/14/2016	CaseWorthy, Inc.	HMIS Software Services, Maint & Support	Prog. Specialist Assigned	N	G & S
HMS 224	N	\$ -	O	\$10,823.00	\$10,823.00	Pending	Expectd 12/1/2015	4/14/2016	CaseWorthy, Inc.	HMIS Software Services, Maint & Support	Prog. Specialist Assigned	N	G & S
HMS 224	N	\$ -	O	\$124,464.00	\$124,464.00	Pending	Expectd 1/1/2015	Ex 12/31/16	Pending	HMIS Administrative & Operations Services	Prog. Specialist Assigned	N	G & S
HMS 224	A	\$ -	O	\$31,116.00	\$31,116.00	Pending	Expectd 1/1/2015	Ex 12/31/16	Pending	State match	Program Specialist Assigned	N	G & S
HMS 224	N	\$ -	M	\$121,766.00	\$121,766.00	11/1/2015	11/1/2015	10/31/2016	Hawaii Island Home for Recovery, Inc.	SHP-HIHR Permanent Housing	Prog. Specialist Assigned	Y	S
HMS 224	N	\$ -	M	\$36,347.00	\$36,347.00	11/1/2015	11/1/2015	10/31/2016	Hawaii Island Home for Recovery, Inc.	SHP-HIHR Permanent Housing	Prog. Specialist Assigned	Y	S
HMS 224	N	\$ 93,016	M	\$200,268.00	\$107,252.00	7/1/2015	7/1/2015	6/30/2016	Maui AIDS Foundation	Permanent Housing (HOPWA) Inc. 5041 admin	Prog. Specialist Assigned	Y	S
HMS 224	N	\$ 5,239	M	\$20,956.00	\$15,717.00	7/1/2015	7/1/2015	6/30/2016	Ka Hale A Ke Ola Homeless Resource Center	emergency shelter operations	Prog. Specialist Assigned	Y	S
HMS 224	N	\$ 7,400	M	\$12,202.00	\$4,802.00	7/1/2015	7/1/2015	6/30/2016	Women Helping Women	DV emergency shelter operations	Prog. Specialist Assigned	Y	S
HMS 224	N	\$ 3,866	M	\$26,426.00	\$22,560.00	7/1/2015	7/1/2015	6/30/2016	Child and Family Services	DV emergency shelter operations	Prog. Specialist Assigned	Y	S
HMS 224	N	\$ 7,665	M	\$23,474.00	\$15,809.00	7/2/2015	7/1/2015	6/30/2016	Family Life Center	emergency shelter operations	Prog. Specialist Assigned	Y	S

Active Contracts as of December 1, 2015

Prog ID	MOF	Amount	Frequency (M/A/O)	Max Value	Outstanding Balance	Date Executed	From	To	Entity	Contract Description	Explanation of How Contract is Monitored	POS Y/N	Category E/L/P/C/G/S
HMS 224	N	\$ 14,333	M	\$56,855.00	\$42,522.00	7/3/2015	7/1/2015	6/30/2016	HOPE Services Hawaii, Inc.	emergency shelter operations	Prog. Specialist Assigned	Y	S
HMS 224	N	\$ 11,192	M	\$26,650.00	\$15,458.00	7/4/2015	7/1/2015	6/30/2016	Kauai Economic Opportunity	emergency shelter operations	Prog. Specialist Assigned	Y	S
HMS 224	N	\$ 13,295	M	\$84,947.00	\$71,652.00	7/5/2015	7/1/2015	6/30/2016	Family Life Center	Rapid Re-Housing and Homeless Prevention (ESG)	Prog. Specialist Assigned	Y	S
HMS 224	N	\$ 24,875	M	\$124,923.00	\$100,048.00	7/6/2015	7/1/2015	6/30/2016	HOPE Services Hawaii	Rapid Re-Housing and Homeless Prevention (ESG)	Prog. Specialist Assigned	Y	S
HMS 224	N	\$ 9,817	M	\$39,975.00	\$30,158.00	7/7/2015	7/1/2015	6/30/2016	KEO	Rapid Re-Housing and Homeless Prevention (ESG) supplemental	Prog. Specialist Assigned	Y	S
HMS 224	A	\$ 14,504	M	\$19,100.00	\$4,595.81	8/7/2015	8/7/2015	2/6/2016	C. Peraro Consulting	HMIS/State and Federal Reporting Services	Program Specialist	Y	S
HMS 224	N	\$ 3,165	M	\$6,900.00	\$3,734.55	8/7/2016	8/7/2015	2/6/2016	C. Peraro Consulting	HMIS/State and Federal Reporting Services	Program Specialist	Y	S
HMS 224	N	\$ -	M	\$3,000.00	\$3,000.00	pending	Expected 2/7/2016	8/6/2016	C. Peraro Consulting	HMIS/State and Federal Reporting Services	Program Specialist	Y	S
HMS 224	A	\$ -	M	\$12,400.00	\$12,400.00	Pending	Expected 2/7/2016	8/6/2016	C. Peraro Consulting	HMIS/State and Federal Reporting Services	Program Specialist	Y	S
HMS 224	N	\$ 91,500	M	\$284,784.00	\$193,284.00	7/1/2015	7/1/2015	6/30/2016	Steadfast Housing Development Corp.	Continuum of Care Homeless Assistance Prog.: SRA and supportive services - Maui - EHA	Prog. Specialist Assigned	Y	S
HMS 224	N	\$ -	M	\$123,900.00	\$123,900.00	10/1/2015	10/1/2015	9/30/2016	Steadfast Housing Development Corp.	Eono	Prog. Specialist Assigned	Y	S
HMS 224	N	\$ 5,551	M	\$53,988.00	\$48,437.00	10/1/2015	10/1/2015	9/30/2016	Steadfast Housing Development Corp.	Ehiku	Prog. Specialist Assigned	Y	S
HMS 224	N	\$ 6,286	M	\$47,309.00	\$41,023.00	10/1/2015	10/1/2015	9/30/2016	Kauai Economic Opportunity	CoC Homeless Assistance Program	Prog. Specialist Assigned	Y	S
HMS 224	N	\$ 25,049	O	\$25,049.00	\$0.00	5/1/2014	5/1/2014	4/30/2015	C Peraro Consulting	Continuum of Care planning	Prog. Specialist Assigned	N	S
HMS 224	A	\$ 6,263	O	\$6,263.00	\$0.00	5/1/2014	5/1/2014	4/30/2015	CoC Planning	State match	Prog. Specialist Assigned	N	S
HMS 224	A	\$ 193,661	M	\$1,562,500.00	\$1,368,839.00	6/27/2015	6/27/2015	6/26/2016	US Vets	Housing First Contract - Oahu	Prog. Specialist Assigned	Y	S
HMS 224	N	\$ -	M	\$22,338.00	\$22,338.00	10/1/2015	10/1/2015	9/30/2016	Family Life Center	Shelter + Care-- (TRA) SPC #1	Prog. Specialist Assigned	Y	S
HMS 224	N	\$ 169,496	M	\$217,260.00	\$47,764.00	3/28/2011	4/1/2011	3/31/2016	Family Life Center, SPC-2	Shelter + Care--permanent housing (TRA=Tenant-based Rental Assistance)	Prog. Specialist Assigned	Y	S
HMS 224	N	\$ 59,234	M	\$80,220.00	\$20,986.00	3/28/2011	4/1/2011	3/31/2016	Family Life Center, SPC-3	Shelter Plus Care--permanent housing (TRA)	Prog. Specialist Assigned	Y	S
HMS 224	N	\$ 91,308	M	\$166,920.00	\$75,612.00	11/1/2011	11/1/2011	10/31/2016	Family Life Center	Shelter + Care--#4 (TRA)	Prog. Specialist Assigned	Y	S
HMS 224	N	\$ 40,072	M	\$83,460.00	\$43,388.00	11/1/2011	11/1/2011	10/31/2016	Family Life Center	Shelter + Care--#5 (TRA)	Prog. Specialist Assigned	Y	S
HMS 224	N	\$ 62,286	M	\$147,450.00	\$85,164.00	9/28/2012	10/1/2012	9/30/2017	Family Life Center	Shelter Plus Care (#7)	Prog. Specialist Assigned	Y	S
HMS 224	N	\$ 45,714	M	\$63,649.00	\$17,935.00	12/1/2014	12/1/2014	11/30/2015	Family Life Center	Shelter Plus Care (#9a)	Prog. Specialist Assigned	Y	S
HMS 224	N	\$ -	M	\$63,769.00	\$63,769.00	12/1/2015	12/1/2015	11/30/2016	Family Life Center	Shelter Plus Care (#9a)	Prog. Specialist Assigned	Y	S
HMS 224	N	\$ 21,627	M	\$90,180.00	\$68,553.00	9/28/2012	10/1/2012	9/30/2017	Family Life Center	Shelter Plus Care (#8)	Prog. Specialist Assigned	Y	S
HMS 224	N	\$ -	M			pending			Housing First-neighbor islands	pending RFP	Prog. Specialist Assigned	Y	S
HMS 224	A	\$ 56,720	O	\$56,720.00	\$0.00	1/15/2014	1/15/2014	1/15/2015	Family Promise of Hawaii	Grant in Aid (FY14 funds) - late release of funds	Prog. Specialist Assigned	N	S
HMS224	A	\$ 125,000	O	\$125,000.00	\$0.00	1/15/2014	1/15/2014	6/30/2015	CATHOLIC CHARITIES HAWAII	Grant in Aid (FY14 funds) - late release of funds	Prog. Specialist Assigned	N	S
HMS224	A	\$ -	M	\$202,450.00	\$202,450.00	7/1/2015	7/1/2015	6/30/2016	CATHOLIC CHARITIES HAWAII	Housing Placement Program	Prog. Specialist Assigned	Y	S
HMS224	A	\$ -	M	\$78,000.00	\$78,000.00	7/1/2015	7/1/2015	6/30/2016	FAMILY LIFE CENTER	Housing Placement Program	Prog. Specialist Assigned	Y	S

Active Contracts as of December 1, 2015

Prog ID	MOF	Amount	Frequency (M/A/O)	Max Value	Outstanding Balance	Date Executed	From	To	Entity	Contract Description	Explanation of How Contract is Monitored	POS Y/N	Category E/L/P/C/G/S
HMS224	A	\$ -	M	\$90,450.00	\$90,450.00	7/1/2015	7/1/2015	6/30/2016	INSTITUTE FOR HUMAN SERVICES	Housing Placement Program	Prog. Specialist Assigned	Y	S
HMS224	A	\$ -	M	\$108,550.00	\$108,550.00	7/1/2015	7/1/2015	6/30/2016	HOPE SERVICES HAWAII	Housing Placement Program	Prog. Specialist Assigned	Y	S
HMS224	A	\$ -	M	\$20,550.00	\$20,550.00	Pending	7/1/2015	6/30/2016	FAMILY LIFE CENTER	Housing Placement Program	Prog. Specialist Assigned	Y	S
HMS 236	A	\$ 34,421	M	\$171,000.00	\$136,578.57	10/16/2014	7/1/2015	6/30/2016	ACCESS Information Management	record and information management system; retrieval, storage, maintenance, and destruction of BESSD case records	Monthly monitoring by Branch Administrator	N	S
HMS 236	N	\$ 25,967	M	\$129,000.00	\$103,032.94	10/16/2014	7/1/2015	6/30/2016	ACCESS Information Management	record and information management system; retrieval, storage, maintenance, and destruction of BESSD case records	Monthly monitoring by Branch Administrator	N	S
HMS 237	A	60,850.30	M	\$287,766.85	\$226,916.55	5/19/2015	7/1/2015	6/30/2016	Goodwill Industries	To provide employment services to SNAP recipients on Oahu and Maui	Program Specialist	Y	S
HMS 237	N	104,142.10	M	\$534,424.15	\$430,282.05	5/19/2015	7/1/2015	6/30/2016	Goodwill Industries	To provide employment services to SNAP recipients on Oahu and Maui	Program Specialist	Y	S
HMS 237	A	0.00	O	\$83,881.00	\$83,881.00	5/15/2015	7/1/2015	6/30/2016	DLIR	To Provide employment service to SNAP recipients on Hawaii	SNAP Administrator	N	S
HMS 237	N	0.00	O	\$83,881.00	\$83,881.00	5/15/2015	7/1/2015	6/30/2016	DLIR	To Provide employment service to SNAP recipients on Hawaii	SNAP Administrator	N	S
HMS 237	A	0.00	O	\$44,298.00	\$44,298.00	5/15/2015	7/1/2015	6/30/2016	DLIR	To Provide employment service to SNAP recipients on Kauai	SNAP Administrator	N	S
HMS 237	N	0.00	O	\$44,298.00	\$44,298.00	5/15/2015	7/1/2015	6/30/2016	DLIR	To Provide employment service to SNAP recipients on Kauai	SNAP Administrator	N	S
HMS 237	A	0.00	O	\$23,094.50	\$23,094.50	8/3/2015	7/1/2015	6/30/2016	C&C of Honolulu	To Provide employment readiness and Job search services on Oahu	Program Specialist	N	S
HMS 237	N	0.00	O	\$23,094.50	\$23,094.50	8/3/2015	7/1/2015	6/30/2016	C&C of Honolulu	To Provide employment readiness and Job search services on Oahu	Program Specialist	N	S
HMS 237	A	0.00	O	\$119,447.00	\$119,447.00	9/4/2015	7/1/2015	6/30/2016	UH WCC	To Provide vocational training services to SNAP recipients on Oahu	Program Specialist	N	S
HMS 237	N	0.00	O	\$263,194.50	\$263,194.50	9/4/2015	7/1/2015	6/30/2016	UH WCC	To Provide vocational training services to SNAP recipients on Oahu	Program Specialist	N	S
HMS 302	N	\$20,281.88	M	\$107,957.00	\$87,675.12	7/13/2015	7/1/2015	6/30/2016	UH School of Medicine/ Pediatrics	child care health consultation services, health and safety standards recommendations by pediatric residents at UH School of Medicine	Monthly SIERS and program reports are reviewed by contract monitor.	Y	S
HMS 302	N	\$72,254.07	M	\$280,000.00	\$207,745.93	5/6/2015	7/1/2015	6/30/2016	PATCH	Child Care Provider Registry	Monthly SIERS and program reports are reviewed by contract monitor.	Y	S
HMS 302	N	\$72,238.20	M	\$300,000.00	\$227,761.80	4/24/2015	7/1/2015	6/30/2016	PATCH	Statewide childcare resources and referral services to the public.	Monthly SIERS and program reports are reviewed by contract monitor.	Y	S
HMS 302	N	\$106,995.42	M	\$418,500.00	\$311,504.58	4/22/2015	7/1/2015	6/30/2016	PATCH	Training and scholarships to all licensed providers statewide and those interested in becoming licensed.	Monthly SIERS and program reports are reviewed by contract monitor.	Y	S
HMS 302	N	\$36,140.68	M	\$135,000.00	\$98,859.32	7/9/2015	7/1/2015	6/30/2016	PATCH	Infant and toddler training to caregivers who work with infants and toddlers.	Monthly SIERS and program reports are reviewed by contract monitor.	Y	S

Active Contracts as of December 1, 2015

Prog ID	MOF	Amount	Frequency (M/A/O)	Max Value	Outstanding Balance	Date Executed	From	To	Entity	Contract Description	Explanation of How Contract is Monitored	POS Y/N	Category E/L/P/C/G/S
HMS 302	N	\$12,955.23	M	\$100,000.00	\$87,044.77	6/25/2015	7/1/2015	6/30/2016	UH Cooperative Extension Pgm	Program supports the University of Hawaii to conduct menu reviews for licensed child care facilities that are required to have one completed, as well as to provide nutrition consultation and training services for any licensed provider seeking that information.	Monthly SIERS and program reports are reviewed by contract monitor.	Y	S
HMS 302	N	\$27,972.15	O	\$673,289.00	\$645,316.85	8/19/2015	8/1/2015	6/30/2016	UH-Windward Community College	The Learning to Grow contract: educates parents who receive child care subsidies from DHS and the license-exempt providers caring for children ages 0-5 about improving the quality of care provided; educates parents receiving subsidies about choosing quality child care; and, establishes family resource network centers that provide resource and supportive services information to families. Also provide on-site and remote TA to home-based providers.	Monthly SIERS and program reports are reviewed by contract monitor.	Y	S
HMS 302	N	\$13,763.39	O	\$92,186.00	\$78,422.61	5/21/2015	7/1/2015	6/30/2016	DOE	Contract for Infant/Toddler Care to provide child care for teen parents enrolled in/attending high school and participating in the DOE GRADS program or alternate on-campus program for Hilo/Waiakea High School.	Quarterly reports and SIERS are reviewed by contract monitor.	Y	S
HMS 302	N	\$20,903.00	O	\$95,429.00	\$74,526.00	4/6/2015	7/1/2015	6/30/2016	Family Support Services of West Hawaii	Contract for Infant/Toddler Care to provide child care for teen parents enrolled in/attending high school and participating in the DOE GRADS program or alternate on-campus program for Kealahou High School.	Quarterly reports and SIERS are reviewed by contract monitor.	Y	S
HMS 302	N	\$17,493.91	O	\$79,093.00	\$61,599.09	6/3/2015	7/1/2015	6/30/2016	DOE	Contract for Infant/Toddler Care to provide child care for teen parents enrolled in/attending high school and participating in the DOE GRADS program or alternate on-campus program for Maui High School.	Quarterly reports and SIERS are reviewed by contract monitor.	Y	S
HMS 302	N	\$14,217.96	O	\$89,159.00	\$74,941.04	6/3/2015	7/1/2015	6/30/2016	DOE	Contract for Infant/Toddler Care to provide child care for teen parents enrolled in/attending high school and participating in the DOE GRADS program or alternate on-campus program for Konawaena High School.	Quarterly reports and SIERS are reviewed by contract monitor.	Y	S
HMS 302	N	\$789.75	O	\$46,497.00	\$45,707.25	6/3/2015	7/1/2015	6/30/2016	DOE	Contract for Infant/Toddler Care to provide child care for teen parents enrolled in/attending high school and participating in the DOE GRADS program or alternate on-campus program for Kapaa High School.	Quarterly reports and SIERS are reviewed by contract monitor.	Y	S
HMS 302	N	\$59,494.49	M	\$255,500.00	\$196,005.51	4/6/2015	7/1/2015	6/30/2016	Kama'aina Care, Inc.	Wahiawa/Waianae/Waipahu/ Pohulani FTW On-site Child Care	Monthly SIERS and program reports are reviewed by contract monitor.	Y	S
HMS 302	N	\$0.00	M	\$390,000.00	\$390,000.00	9/2/2015	10/1/2015	9/30/2016	PATCH	The Preschool Open Doors program provides case management and issues child care subsidies for preschool-aged children Statewide.	Monthly SIERS and program reports are reviewed by contract monitor.	Y	S

Active Contracts as of December 1, 2015

Prog ID	MOF	Amount	Frequency (M/A/O)	Max Value	Outstanding Balance	Date Executed	From	To	Entity	Contract Description	Explanation of How Contract is Monitored	POS Y/N	Category E/L/P/C/G/S
HMS 302	N	\$647,027.13	M	\$2,718,000.00	\$2,070,972.87	5/11/2015	7/1/2015	6/30/2016	ARBOR	Outreach and Application/Payment Processing for DHS Child Care Subsidies	Monthly SIERS and program reports are reviewed by contract monitor.	Y	S
HMS 302	N	\$ -	A	\$62,260.54	\$62,260.54	8/20/2015	5/1/2015	4/30/2016	MorphoTrak	Maintenance of fingerprinting equipment	Annual invoice and as needed if problems arise as notified by the units	Y	S
HMS 903	A	\$ 707,276	O	\$1,564,585.00	\$857,309.00	8/4/2015	7/1/2015	6/30/2016	CITY & COUNTY OF HONOLULU	To provide TANF and TAONF FTW clients on Oahu with employment readiness services through four-day workshops which cover the basics of employment search and assist in determining clients' marketable skills.	Invoice reviewed quarterly, quarterly contract reporting	N	S
HMS 903	A	\$ -	M	\$48,576.00	\$48,576.00	5/13/2015	7/1/2015	6/30/2016	DOE	To provide on-site instructional Adult Basic Education (ABE) in a classroom setting for recipients of Federal and State TANF through the First-To-Work (FTW) Program.	Invoice reviewed monthly, program review report submitted annually	N	S
HMS 903	A	\$ 310,000	M	\$726,151.00	\$416,151.00	4/30/2015	7/1/2015	6/30/2016	DLIR	To deliver expert manpower service in the areas of Job Development for TANF First-to-Work (FTW) clientele.	Invoice reviewed monthly.	N	S
HMS 903	A	\$ 286,748	M	\$1,700,000.00	\$1,413,252.00	6/30/2015	7/1/2015	6/30/2016	GOODWILL INDUSTRIES	To engage prospective employers from the private sector in the welfare-to-work effort, with the goal of providing appropriate and meaningful subsidized employment opportunities to TANF/TAONF recipients actively participating in the work programs administered by the Department.	Invoice reviewed monthly, program review report submitted monthly	Y	S
HMS 903	A	\$ 1,381,465	M	\$4,500,000.00	\$3,118,535.00	6/10/2015	7/1/2015	6/30/2016	GOODWILL INDUSTRIES	To provide employment, training and support services to two-parent, non-citizen, and temporarily disabled households participating with the First-To-Work (FTW) Program.	Invoice reviewed monthly, program review report submitted monthly	Y	S
HMS 903	A	\$ 5,050	M	\$212,490.00	\$207,440.00	5/13/2015	7/1/2015	6/30/2016	UH (LCC)	To provide adult basic education and vocational skills training to First-To-Work (FTW) participants through Leeward Community College, Office of Continuing Education and Workforce Development.	Invoice reviewed monthly, program review report submitted quarterly	N	S
HMS 903	A	\$ 45,291	M	\$548,656.00	\$503,365.41	5/13/2015	7/1/2015	6/30/2016	UH	To provide campus work study opportunities to TANF and TAONF recipients through its Bridge to Hope program on all UH campuses, including the community colleges, on a statewide basis.	Invoice reviewed monthly, program review report submitted monthly	N	S
HMS 903	A	\$ -	M	\$26,400.00	\$26,400.00	6/18/2014	7/1/2015	6/30/2015	UH (KCC)	To provide occupational skills training to First-To-Work (FTW) participants out of Kapiolani Community College.	Invoice reviewed monthly, program review report submitted quarterly	N	S
HMS 903	N	\$ -	M	\$150,000.00	\$150,000.00	12/1/2015	1/1/2016	12/31/2016	ALU LIKE INC	To provide financial literacy services to TANF eligible families on Oahu.	Invoice reviewed monthly, program review report submitted monthly	Y	S

Active Contracts as of December 1, 2015

Prog ID	MOF	Amount	Frequency (M/A/O)	Max Value	Outstanding Balance	Date Executed	From	To	Entity	Contract Description	Explanation of How Contract is Monitored	POS Y/N	Category E/L/P/C/G/S
HMS 903	N	\$ 99,279	M	\$150,000.00	\$50,721.00	12/12/2014	1/1/2015	12/31/2015	ALU LIKE INC	To provide financial literacy services to TANF eligible families on Oahu.	Invoice reviewed monthly, program review report submitted monthly	Y	S
HMS 903	A	\$ 222,664	M	\$738,220.00	\$515,555.79	5/12/2015	7/1/2015	6/30/2016	CHILD AND FAMILY SERVICES	The purpose of domestic violence advocacy services is to provide assessment, counseling, intervention, case management, and referral to legal and supportive services to TANF clients who are currently faced with Domestic Violence issues.	Invoice reviewed monthly, program review report submitted monthly	Y	S
HMS 903	A	\$ -	O	\$3,433,360.00	\$3,433,360.00	5/26/2015	7/1/2015	6/30/2016	DOE	Tuition for the children of low income working families enrolled in the A+ After School program operated on the DOE (but not Public Charter School) campuses Statewide.	Invoice reviewed quarterly, quarterly contract reporting	N	S
HMS 903	N	\$ -	O	\$3,000,000.00	\$3,000,000.00	5/26/2015	7/1/2015	6/30/2016	DOE	Tuition for the children of low income working families enrolled in the A+ After School program operated on the DOE (but not Public Charter School) campuses Statewide.	Invoice reviewed quarterly, quarterly contract reporting	N	S
HMS 903	N	\$ -	M	\$290,000.00	\$290,000.00	12/31/15 (Est)	1/1/2016	12/31/2016	HAWAII FOODBANK	To assist TANF eligible households to care for their children in their own homes by purchasing and distributing food to eligible needy families.	Invoice reviewed monthly, program review report submitted monthly	Y	S
HMS 903	N	\$ -	M	\$290,000.00	\$290,000.00	12/29/2014	1/1/2015	12/31/2015	HAWAII FOODBANK	To assist TANF eligible households to care for their children in their own homes by purchasing and distributing food to eligible needy families.	Invoice reviewed monthly, program review report submitted monthly	Y	S
HMS 903	N	\$ -	M	\$100,000.00	\$100,000.00	12/31/15 (Est)	1/1/2016	12/31/2016	HELPING HANDS HAWAII	To assist TANF eligible households out of poverty through donations of food, clothing, household items, or school supplies. They will also provide emergency cash assistance on a limited basis for families at risk of becoming homeless through direct reimbursement.	Invoice reviewed monthly, program review report submitted monthly	Y	S
HMS 903	N	\$ 76,853	M	\$100,000.00	\$23,147.00	12/17/2014	1/1/2015	12/31/2015	HELPING HANDS HAWAII	To assist TANF eligible households out of poverty through donations of food, clothing, household items, or school supplies. They will also provide emergency cash assistance on a limited basis for families at risk of becoming homeless through direct reimbursement to vendors or direct purchase of urgently needed items.	Invoice reviewed monthly, program review report submitted monthly	Y	S
HMS 903	A	\$ 9,398	M	\$110,000.00	\$100,602.50	5/6/2015	7/1/2015	6/30/2016	LASH	To provide legal services for TANF and TAONF recipients to reduce barriers to self-sufficiency caused by domestic violence.	Invoice reviewed monthly, program review report submitted monthly	Y	S

Active Contracts as of December 1, 2015

Prog ID	MOF	Amount	Frequency (M/A/O)	Max Value	Outstanding Balance	Date Executed	From	To	Entity	Contract Description	Explanation of How Contract is Monitored	POS Y/N	Category E/L/P/C/G/S
HMS 903	A	\$ -	M	\$132,000.00	\$132,000.00	7/24/2015	7/1/2015	6/30/2016	LASH	A collaboration with BESSD, SSD/CWS, and OCS/DLIR relative to the contracting and coordination of resulting services and activities to support children and their families/caretakers through affordable and accessible legal advocacy, outreach, and referral services utilizing TANF and TAONF funds and Title XX funds.	Invoice reviewed monthly, program review report submitted monthly	N	S
HMS 903	N	\$ -	M	\$100,000.00	\$100,000.00	12/31/15 (Est)	1/1/2016	12/31/2016	NANAKULI HOUSING CORP	Program to assist TANF eligible families on the Leeward coast to succeed at home ownership by providing classes in home repair, financial literacy and essentials of home ownership, and by providing access to reusable home building materials.	Invoice reviewed monthly, program review report submitted monthly	Y	S
HMS 903	N	\$ 83,434	M	\$100,000.00	\$16,566.00	1/13/2015	1/1/2015	12/31/2015	NANAKULI HOUSING CORP	Program to assist TANF eligible families on the Leeward coast to succeed at home ownership by providing classes in home repair, financial literacy and essentials of home ownership, and by providing access to reusable home building materials.	Invoice reviewed monthly, program review report submitted monthly	Y	S
HMS 903	N	\$ -	M	\$150,000.00	\$150,000.00	12/31/15 (Est)	1/1/2016	12/31/2016	INSTITUTE FOR HUMAN SERVICES	Provide employment enhancement support to families who are experiencing homelessness.	Invoice reviewed monthly, program review report submitted monthly	Y	S
HMS 903	N	\$ 85,997	M	\$150,000.00	\$64,003.00	12/8/2014	1/1/2015	12/31/2015	INSTITUTE FOR HUMAN SERVICES	Provide employment enhancement support to families who are experiencing homelessness.	Invoice reviewed monthly, program review report submitted monthly	Y	S
HMS 903	N	\$ -	M	\$100,000.00	\$100,000.00	12/14/2015	1/1/2016	12/31/2016	YWCA OF OAHU	To expand transitional living services and increase existing services for financial literacy, life skills training and community networking for TANF eligible households on Oahu in order to assist these families out of poverty.	Invoice reviewed monthly, program review report submitted monthly	Y	S
HMS 903	N	\$ 69,517	M	\$100,000.00	\$30,483.00	12/17/2014	1/1/2015	12/31/2015	YWCA OF OAHU	To expand transitional living services and increase existing services for financial literacy, life skills training and community networking for TANF eligible households on Oahu in order to assist these families out of poverty.	Invoice reviewed monthly, program review report submitted monthly	Y	S
HMS 903	A	\$ 10,605	M	\$47,160.00	\$36,555.00	6/5/2015	7/1/2015	6/30/2016	YWCA OF KAUAI	To provide assessment, counseling, intervention, case management, and referral to legal and supportive services to TANF clients who are currently faced with Domestic Violence issues.	Invoice reviewed monthly, program review report submitted monthly	Y	S
HMS 903	A	\$ 188,192	M	\$984,724.00	\$796,531.95	7/31/2015	7/1/2015	6/30/2016	CATHOLIC CHARITIES HAWAII	Housing Placement Program	Prog. Specialist Assigned	Y	S
HMS 903	A	\$ -	M	\$379,000.00	\$379,000.00	8/7/2015	7/1/2015	6/30/2016	FAMILY LIFE CENTER	Housing Placement Program	Prog. Specialist Assigned	Y	S
HMS 903	A	\$ 137,231	M	\$440,000.00	\$302,768.92	8/10/2015	7/1/2015	6/30/2016	INSTITUTE FOR HUMAN SERVICES	Housing Placement Program	Prog. Specialist Assigned	Y	S
HMS 903	A	\$ 34,921	M	\$100,000.00	\$65,079.00	7/1/2014	7/1/2015	6/30/2016	MAUI ECONOMIC OPPORTUNITY, INC.	Housing Placement Program	Prog. Specialist Assigned	Y	S

Active Contracts as of December 1, 2015

Prog ID	MOF	Amount	Frequency (M/A/O)	Max Value	Outstanding Balance	Date Executed	From	To	Entity	Contract Description	Explanation of How Contract is Monitored	POS Y/N	Category E/L/P/C/G/S
HMS 903	A	\$ 137,501	M	\$528,000.00	\$390,498.62	8/7/2015	7/1/2015	6/30/2016	HOPE SERVICES HAWAII, INC.	Housing Placement Program	Prog. Specialist Assigned	Y	S
HMS 903	A	\$ -	M	\$1,878,272.00	\$1,878,272.00	12/31/15 (Est)	7/1/2015	6/30/2016	PENDING	Emergency transitional shelters	Prog. Specialist Assigned	Y	S
HMS 903	A	\$ 153,498	M	\$153,498.00	\$0.00	8/1/2014	7/1/2014	1/31/2016	HOUSING SOLUTIONS, INC.	4 transitional shelters: Kalaokahua; Nakolea; Loliana; Vancouver House	Prog. Specialist Assigned	Y	S
HMS 903	A	\$ 633,330	M	\$633,330.00	\$0.00	8/1/2014	7/1/2014	1/31/2016	INSTITUTE FOR HUMAN SERVICES	2 emergency shelters: Sumner; Ka'aahi	Prog. Specialist Assigned	Y	S
HMS 903	A	\$ 1,036,150	M	\$1,091,444.00	\$55,294.00	8/1/2014	7/1/2014	1/31/2016	KA HALE A KE OLA HOMELESS RESOURCES CENTERS, INC.	2 emergency & transitional shelters: KHAKO-Westside; KHAKO-Central	Prog. Specialist Assigned	Y	S
HMS 903	N	\$ -	M	\$200,000.00	\$200,000.00	12/1/2015	1/1/2016	12/31/2016	BIG BROTHERS BIG SISTERS OF HONOLULU	To provide mentoring services for at-risk children and youth on Oahu.	Invoice reviewed monthly, program review report submitted monthly	Y	S
HMS 903	N	\$ 163,314	M	\$200,000.00	\$36,686.00	12/8/2014	1/1/2015	12/31/2015	BIG BROTHERS BIG SISTERS OF HONOLULU	To provide mentoring services for at-risk children and youth on Oahu.	Invoice reviewed monthly, program review report submitted monthly	Y	S
HMS 903	N	\$ -	M	\$300,000.00	\$300,000.00	12/1/2015	1/1/2016	12/31/2016	BOYS AND GIRLS CLUBS HAWAII ALLIANCE	To provide a Youth Service Center program where service activities which are conducted and available during after-school hours, weekends and school intercessions and holidays.	Invoice reviewed monthly, program review report submitted monthly	Y	S
HMS 903	N	\$ 204,679	M	\$300,000.00	\$95,321.00	12/8/2014	1/1/2015	12/31/2015	BOYS AND GIRLS CLUBS HAWAII ALLIANCE	To provide a Youth Service Center program where service activities which are conducted and available during after-school hours, weekends and school intercessions and holidays.	Invoice reviewed monthly, program review report submitted monthly	Y	S
HMS 903	N	\$ -	M	\$100,000.00	\$100,000.00	12/4/2015	1/1/2016	12/31/2016	CATHOLIC CHARITIES HAWAII	To provide a community based abstinence education mentoring program for Youth Challenge Academy cadets on Oahu.	Invoice reviewed monthly, program review report submitted monthly	Y	S
HMS 903	N	\$ 80,385	M	\$100,000.00	\$19,615.00	12/12/2014	1/1/2015	12/31/2015	CATHOLIC CHARITIES HAWAII	To provide a community based abstinence education mentoring program for Youth Challenge Academy cadets on Oahu.	Invoice reviewed monthly, program review report submitted monthly	Y	S
HMS 903	N	\$ -	M	\$100,000.00	\$100,000.00	12/31/15 (Est)	1/1/2016	12/31/2016	CHILD AND FAMILY SERVICES	To enhance the services currently being offered to at-risk youth at Hale O Ulu School by providing vocational services, computer training, pregnancy prevention and responsibility coaching.	Invoice reviewed monthly, program review report submitted monthly	Y	S
HMS 903	N	\$ 72,471	M	\$100,000.00	\$27,529.00	12/12/2014	1/1/2015	12/31/2015	CHILD AND FAMILY SERVICES	To enhance the services currently being offered to at-risk youth at Hale O Ulu School by providing vocational services, computer training, pregnancy prevention and responsibility coaching.	Invoice reviewed monthly, program review report submitted monthly	Y	S
HMS 903	N	\$ -	M	\$2,880,000.00	\$2,880,000.00	8/4/2015	10/1/2015	9/30/2016	DOE	Uniting Peer Learning, Integrating New Knowledge (UPLINK) is an after school middle school teen pregnancy prevention program	Invoice reviewed monthly, program review report submitted monthly	N	S
HMS 903	N	\$ -	M	\$100,000.00	\$100,000.00	12/1/2015	1/1/2016	12/31/2016	GOODWILL INDUSTRIES	To enhance services currently being offered to at-risk youth through the vendor's Ola I Ka Hana program, working with at-risk youth to assist them in completing school, obtaining and maintaining employment.	Invoice reviewed monthly, program review report submitted monthly	Y	S

Active Contracts as of December 1, 2015

Prog ID	MOF	Amount	Frequency (M/A/O)	Max Value	Outstanding Balance	Date Executed	From	To	Entity	Contract Description	Explanation of How Contract is Monitored	POS Y/N	Category E/L/P/C/G/S
HMS 903	N	\$ 77,465	M	\$100,000.00	\$22,535.00	12/12/2014	1/1/2015	12/31/2015	GOODWILL INDUSTRIES	To enhance services currently being offered to at-risk youth through the vendor's Ola I Ka Hana program, working with at-risk youth to assist them in completing school, obtaining and maintaining employment.	Invoice reviewed monthly, program review report submitted monthly	Y	S
HMS 903	N	\$ -	M	\$100,000.00	\$100,000.00	12/14/2015	1/1/2016	12/31/2016	HALE KIPA, INC.	To provide outreach to homeless youth in the geographic area of Honolulu.	Invoice reviewed monthly, program review report submitted monthly	Y	S
HMS 903	N	\$ 30,055	M	\$100,000.00	\$69,945.00	12/18/2014	1/1/2015	12/31/2015	HALE KIPA, INC.	To provide outreach to homeless youth in the geographic area of Honolulu.	Invoice reviewed monthly, program review report submitted monthly	Y	S
HMS 903	N	\$ -	M	\$150,000.00	\$150,000.00	12/1/2015	1/1/2016	12/31/2016	KOKUA KALIHI VALLEY	To enhance services offered to at-risk children and needy adults in TANF eligible families by providing parenting education and counseling.	Invoice reviewed monthly, program review report submitted monthly	Y	S
HMS 903	N	\$ 105,139	M	\$150,000.00	\$44,861.00	12/18/2014	1/1/2015	12/31/2015	KOKUA KALIHI VALLEY	To enhance services offered to at-risk children and needy adults in TANF eligible families by providing parenting education and counseling.	Invoice reviewed monthly, program review report submitted monthly	Y	S
HMS 903	N	\$ -	M	\$300,000.00	\$300,000.00	12/1/2015	1/1/2016	12/31/2016	PARENTS AND CHILDREN TOGETHER	To provide a family center core services that include basic support, counseling, training, life skills, and budgeting skills to TANF eligible families residing in the community of Kalihi, with an emphasis on families residing in the Kuhio Park Terrace public housing.	Invoice reviewed monthly, program review report submitted monthly	Y	S
HMS 903	N	\$ 219,157	M	\$300,000.00	\$80,843.00	12/8/2014	1/1/2015	12/31/2015	PARENTS AND CHILDREN TOGETHER	To provide a family center core services that include basic support, counseling, training, life skills, and budgeting skills to TANF eligible families residing in the community of Kalihi, with an emphasis on families residing in the Kuhio Park Terrace public housing.	Invoice reviewed monthly, program review report submitted monthly	Y	S
HMS 903	N	\$ -	M	\$200,000.00	\$200,000.00	12/14/2015	1/1/2016	12/31/2016	SALVATION ARMY-FAMILY TREATMENT SERVICES	To provide home based parenting and family counseling for graduates of substance abuse treatment and their families.	Invoice reviewed monthly, program review report submitted monthly	Y	S
HMS 903	N	\$ 144,607	M	\$200,000.00	\$55,393.00	12/17/2014	1/1/2015	12/31/2015	SALVATION ARMY-FAMILY TREATMENT SERVICES	To provide home based parenting and family counseling for graduates of substance abuse treatment and their families.	Invoice reviewed monthly, program review report submitted monthly	Y	S
HMS 903	N	\$ -	O	\$1,125,000.00	\$1,125,000.00	5/8/2015	7/1/2015	6/30/2016	DHS/SOCIAL SERVICES DIVISION	Enhancement of current procured case management and advocacy services at the domestic violence shelters to specifically address the needs of the TANF recipients who are victims of domestic violence; and family strengthening services to reduce the incidence of child abuse and neglect in the community	Invoice reviewed quarterly	N	S

Active Contracts as of December 1, 2015

Prog ID	MOF	Amount	Frequency (M/A/O)	Max Value	Outstanding Balance	Date Executed	From	To	Entity	Contract Description	Explanation of How Contract is Monitored	POS Y/N	Category E/L/P/C/G/S
HMS 903	N	\$ -	O	\$2,816,000.00	\$2,816,000.00	4/21/2015	7/1/2015	6/30/2016	DHS/SOCIAL SERVICES DIVISION	To provide services to promote child health and development in newborns of families at risk by increasing pre-natal intakes and improving the ratio of child development and clinical specialists to the number of families served.	Invoice reviewed quarterly	N	S
HMS 903	N	\$ -	M	\$100,000.00	\$100,000.00	12/1/2015	1/1/2016	12/31/2016	SUSANNAH WESLEY COMMUNITY CENTER	To provide home based parenting and family counseling in the Kalihi area.	Invoice reviewed monthly, program review report submitted monthly	Y	S
HMS 903	N	\$ 47,293	M	\$100,000.00	\$52,707.00	12/17/2014	1/1/2015	12/31/2015	SUSANNAH WESLEY COMMUNITY CENTER	To provide home based parenting and family counseling in the Kalihi area.	Invoice reviewed monthly, program review report submitted monthly	Y	S
HMS 903	N	\$ -	M	\$100,000.00	\$100,000.00	12/31/15 (Est)	1/1/2016	12/31/2016	YWCA OF KAUAI	To provide after-school activities, positive mentoring, and computer training for youth residing on the island of Kauai.	Invoice reviewed monthly, program review report submitted monthly	Y	S
HMS 903	N	\$ 73,253	M	\$100,000.00	\$26,747.00	12/23/2014	1/1/2015	12/31/2015	YWCA OF KAUAI	To provide after-school activities, positive mentoring, and computer training for youth residing on the island of Kauai.	Invoice reviewed monthly, program review report submitted monthly	Y	S
HMS 903	N	\$ -	M	\$100,000.00	\$100,000.00	12/1/2015	1/1/2016	12/31/2016	HONOLULU COMMUNITY ACTION PROGRAM	To provide positive after-school program for at-risk youth.	Invoice reviewed monthly, program review report submitted monthly	Y	S
HMS 903	N	\$ 79,470	M	\$100,000.00	\$20,530.00	1/14/2015	1/1/2015	12/31/2015	HONOLULU COMMUNITY ACTION PROGRAM	To provide positive after-school program for at-risk youth.	Invoice reviewed monthly, program review report submitted monthly	Y	S
HMS 903	N	\$ -	M	\$100,000.00	\$100,000.00	12/31/15 (Est)	1/1/2016	12/31/2016	KA HALE A KE OLA HOMELESS RESOURCES CENTERS, INC.	To provide job preparation assistance, life skills training, and job coaching for TANF eligible families.	Invoice reviewed monthly, program review report submitted monthly	Y	S
HMS 903	N	\$ 29,741	M	\$100,000.00	\$70,259.00	2/2/2015	1/1/2015	12/31/2015	KA HALE A KE OLA HOMELESS RESOURCES CENTERS, INC.	To provide job preparation assistance, life skills training, and job coaching for TANF eligible families.	Invoice reviewed monthly, program review report submitted monthly	Y	S
HMS 903	N	\$ -	M	\$1,000,000.00	\$1,000,000.00	7/1/2014	7/1/2015	6/30/2016	CYRCA INC	To provide medical and psychological examinations and determine whether the client is deemed disabled. To provide advocacy services for disabled individuals and assist in accessing supplemental security income (SSI) or social security disability income (SSDI) benefits.	Invoice reviewed monthly, program review report submitted monthly	N	G
HMS 903	N	\$ -	O	\$47,500.00	\$47,500.00	11/13/2015	10/1/2015	9/30/2016	Child and Family Services (Kauai)	To provide SNAP Outreach services on Kauai	Program Specialist	Y	S
HMS 903	A	\$ -	O	\$18,500.00	\$18,500.00	11/13/2015	10/1/2015	9/30/2016	Child and Family Services (Kauai)	To provide SNAP Outreach services on Kauai	Program Specialist	Y	S
HMS 903	N		O			10/1/2014			University of Hawaii, Public Health	To provide target assessment, outcome and performance reports, evaluation reports for the SNAP Ed Program	Program Specialist	N	S
HMS 903	N	\$ -	O	\$21,847.00	\$21,847.00	pending	10/1/2015	9/30/2016	PHOCUSED	To provide SNAP Outreach services on Oahu-target group/homeless	Program Specialist	Y	S
HMS 903	A	\$ -	O	\$21,847.00	\$21,847.00	pending	10/1/2015	9/30/2016	PHOCUSED	To provide SNAP Outreach services on Oahu -target group/ homeless	Program Specialist	Y	S
HMS 903	N	\$ -	M	\$102,515.00	\$102,515.00	11/13/2015	10/01/15	09/30/16	Helping Hands Hawaii	To provide SNAP Outreach services on Oahu, Maui, Hawaii Island	Program Specialist	Y	S

Active Contracts as of December 1, 2015

Prog ID	MOF	Amount	Frequency (M/A/O)	Max Value	Outstanding Balance	Date Executed	From	To	Entity	Contract Description	Explanation of How Contract is Monitored	POS Y/N	Category E/L/P/C/G/S
HMS 903	A	\$ -	M	\$102,515.00	\$102,515.00	11/13/2015	10/01/15	09/30/16	Helping Hands Hawaii	To provide SNAP Outreach services on Oahu, Maui, Hawaii island	Program Specialist	Y	S
HMS 903	N	\$ -	M	\$460,154.00	\$460,154.00	pending	10/01/15	09/30/16	University of Hawaii/Cooperative Extension Service	SNAP nutrition education services	Program Specialist	Y	S
HMS 903	N	\$ -	M	\$45,331.00	\$45,331.00	pending	12/01/15	09/30/16	The Food Basket	To provide SNAP Outreach services on Hawaii island	Program Specialist	Y	S
HMS 903	A	\$ -	M	\$45,331.00	\$45,331.00	pending	12/01/15	09/30/16	The Food Basket	To provide SNAP Outreach services on Hawaii island	Program Specialist	Y	S
HMS 903	N	\$ -	M	\$11,446.21	\$11,446.21	pending	12/01/15	09/30/16	Hale Na'au Pono	To provide SNAP Outreach services on the Waianae Coast	Program Specialist	Y	S
HMS 903	A	\$ -	M	\$11,446.22	\$11,446.22	pending	12/01/15	09/30/16	Hale Na'au Pono	To provide SNAP Outreach services on the Waianae Coast	Program Specialist	Y	S
HMS 903	A	533160	M	\$1,708,723.00	\$2,464,600.00	6/19/2015	3/1/2015	2/28/2018	eWorld Enterprise Solutions, Inc.	Technical consulting services to modernize and maintain the application and software infrastructure that supports the business functions of BESSD.	BESSD will verify completion of all work done by the Contractor.	N	S
HMS 903	N	0		\$1,289,037.00	\$2,997,760.00				eWorld Enterprise Solutions, Inc.	Technical consulting services to modernize and maintain the application and software infrastructure that supports the business functions of BESSD.	BESSD will verify completion of all work done by the Contractor.	N	S
HMS 903	A	0	O as billed	\$587,309.00	\$1,030,366.00	8/11/2015	09/01/15	08/31/18	Pacific Technology Solutions	Technical consulting services to design, develop and implement modifications to the existing telecommunication network infrastructure.	BESSD will verify completion of all work done by the Contractor.	N	S
HMS 903	N	0		\$443,057.00					Pacific Technology Solutions	Technical consulting services to design, develop and implement modifications to the existing telecommunication network infrastructure.	BESSD will verify completion of all work done by the Contractor.	N	S
HMS 903	N	\$ 1,495,800	M	\$4,291,200.00	\$2,795,400.00	5/11/2015	03/15/15	02/28/15	eWorld Enterprise Solutions, Inc.	Technical consulting services to design, develop and implement enhancements to the Hawaii Automated Network for Assistance (HANA) Application system and maintaining the continuity of HANA in its environment.	BESSD will verify completion of all work done by the Contractor.	N	S
HMS 903	A	\$ 655,500	M	\$655,500.00	\$0.00	6/16/2014	06/18/14	06/17/16	Imagine Solutions, Inc.	Technical consulting services to enhance and maintain the Electronic Case Folder (ECF) system that captures, stores and manages benefits-related documentation and associated metadata for the program administered by BESSD.	BESSD will verify completion of all work done by the Contractor.	N	S
HMS 903	N	\$ 140,518		\$140,518.00	\$80,000.00								
HMS 903	A	\$ -	M	\$530,297.00	\$530,297.00	2/22/2010	7/1/2010	6/30/2017	JP Morgan Electronic Financial Services, Inc.	Funds transfer system for all benefit programs for SNAP and direct cash assistance programs and related support services and child care subsidy programs to eligible households residing in the state.	BESSD verifies invoices for all fund transfers for benefit programs	N	G
HMS 903	N	\$ -	M	\$610,703.00	\$610,703.00	2/22/2010	7/1/2010	6/30/2017	JP Morgan Electronic Financial Services, Inc.	Funds transfer system for all benefit programs for SNAP and direct cash assistance programs and related support services and child care subsidy programs to eligible households residing in the state.	BESSD verifies invoices for all fund transfers for benefit programs	N	G
HMS802	A/N	\$ 10,544.00	M	\$184,531.00	\$173,987.00	10/1/2015	10/1/2015	9/30/2016	University of Hawaii, RCUH	Automated Case Management System Technician	Quarterly Reports	Y	G

Active Contracts as of December 1, 2015

Prog ID	MOF	Amount	Frequency (M/A/O)	Max Value	Outstanding Balance	Date Executed	From	To	Entity	Contract Description	Explanation of How Contract is Monitored	POS Y/N	Category E/L/P/C/G/S
HMS802	A/N	\$ 288,375	M	\$474,400.00	\$186,025.00	10/1/2014	10/1/2014	9/30/2016	Aloha Independent Living Hawaii	Independent Living Services with service to rural Oahu and the Neighbor Islands	Quarterly Reports	Y	S
HMS802	A/N	\$ -	M	\$80,000.00	\$80,000.00	10/1/2015	10/1/2015	9/30/2017	National Federation for the Blind of Hawaii	Newsline	Quarterly Reports	Y	S
HMS802	N	\$ -	M	\$439,882.00	\$439,882.00	10/1/2015	10/1/2015	9/30/2016	Assistive Technology Resource Center of Hawaii	State Grant for Assistive Technology	Quarterly Reports	Y	S
HMS802	A/N	\$ 154,652	M	\$500,000.00	\$345,348.00	7/1/2014	7/1/2014	6/30/2016	Island Skills Gathering	Rehabilitation Technology	Quarterly Reports	Y	
HMS802	A	\$ 7,916	M	\$18,770.00	\$10,854.00	7/1/2015	7/1/2015	6/30/2016	CR Dispatch Service, Inc.	Courier Service	Quarterly Reports	Y	S
HMS802	A/N	\$ 226,334	M	\$314,429.00	\$88,095.04	8/1/2011	8/1/2011	12/31/2016	San Diego State University	Financial Management	Quarterly Reports	Y	S
HMS802	A	\$ 180,000	M	\$200,000.00	\$19,999.99	7/1/2013	7/1/2013	12/31/2015	Isle Interpret	Interpreter Referral	Quarterly Reports	Y	S
HMS802	A/N	\$ 18,956	M	\$179,896.00	\$160,940.00	10/1/2015	10/1/2015	9/30/2016	University of Hawaii, RCUH	Consumer Satisfaction	Quarterly Reports	N	G
HMS802	A/N	\$ -	O - Quarterly	\$235,208.00	\$235,208.00	10/1/2015	10/1/2015	9/30/2016	Statewide Independent Living Council	Develop State Plan for Independent Living	Quarterly Reports		G
HMS802	A/N	\$ 83,852	M	\$180,000.00	\$96,148.00	10/1/2014	10/1/2014	9/30/2016	Signs of Self	Independent Living Services - Deaf	Quarterly Reports	Y	S
HMS802	A	\$ -	O - Quarterly	\$500,000.00	\$500,000.00	7/1/2014	7/1/2014	6/30/2016	Ka Lima O Maui	CIP Project (Construction)	Quarterly Reports	Y	G
HMS802	A/N	\$ 11,716	M	\$774,004.90	\$762,288.90	7/1/2015	7/1/2015	6/30/2020	City & County of Honolulu	SRC Coordinator	Quarterly Reports	Y	G
HMS802	A/N	\$ -	O - Quarterly	\$23,440.00	\$23,440.00	12/1/2015	12/1/2015	11/30/2016	Compliance Review System	Case Review	Quarterly Reports	Y	G
HMS802	A/N	\$ -	M	\$30,000.00	\$30,000.00	7/1/2015	7/1/2015	6/30/2016	WAGES Hawaii	Evaluation, Training and Placement	Quarterly Reports	Y	S
HMS802	A/N	\$ 12,000	M	\$60,000.00	\$48,000.00	7/1/2015	7/1/2015	6/30/2017	The Arc of Hilo	Job Placement & Retention Services (Hilo)	Quarterly Reports	Y	S
HMS802	A/N	\$ 8,130	M	\$60,000.00	\$51,870.00	7/1/2013	7/1/2013	6/30/2016	The Arc of Hilo	Vocational Work Adjustment Training (Hilo)	Quarterly Reports	Y	S
HMS802	A/N	\$ -	M	\$48,000.00	\$48,000.00	7/1/2015	7/1/2015	6/30/2017	The Arc of Hilo	Supported Employment Services (Hilo)	Quarterly Reports	Y	S
HMS802	A/N	\$ 23,000	M	\$285,000.00	\$262,000.00	7/1/2015	7/1/2015	6/30/2017	The Arc of Kona	Job Placement & Retention Services (Kona)	Quarterly Reports	Y	S
HMS802	A/N	\$ 13,400	M	\$174,000.00	\$160,600.00	7/1/2015	7/1/2015	6/30/2017	The Arc of Kona	Supported Employment Services (Kona)	Quarterly Reports	Y	S
HMS802	A/N	\$ 1,760	M	\$50,000.00	\$48,240.00	7/1/2013	7/1/2013	6/30/2016	The Arc of Kona	Vocational Work Adjustment Training (Kona)	Quarterly Reports	Y	S
HMS802	A/N	\$ 27,000	M	\$90,000.00	\$63,000.00	7/1/2015	7/1/2015	6/30/2017	The Arc of Kona	Job Placement & Retention Services (Hilo)	Quarterly Reports		S
HMS802	A/N	\$ -	M	\$96,000.00	\$96,000.00	7/1/2015	7/1/2015	6/30/2017	The Arc of Kona	Supported Employment Services (Hilo)	Quarterly Reports		S
HMS802	A/N	\$ -	M	\$100,000.00	\$100,000.00	7/1/2015	7/1/2015	6/30/2017	Easter Seals Hawaii	Supported Employment Services (Kauai)	Quarterly Reports		S
HMS802	A/N	\$ -	M	\$100,000.00	\$100,000.00	7/1/2015	7/1/2015	6/30/2017	Easter Seals Hawaii	Job Placement & Retention Services (Kauai)	Quarterly Reports		S
HMS802	A/N	\$ 37,500	M	\$90,000.00	\$52,500.00	7/1/2013	7/1/2013	6/30/2016	Easter Seals Hawaii	Vocational Work Adjustment Training (Kauai)	Quarterly Reports	Y	S
HMS802	A/N	\$ 7,133	M	\$50,000.00	\$42,867.00	7/1/2014	7/1/2014	6/30/2016	Easter Seals Hawaii	Evaluation & Training (Kauai)	Quarterly Reports	Y	S
HMS802	A/N	\$ 15,500	M	\$66,500.00	\$51,000.00	7/1/2015	7/1/2015	6/30/2017	Ka Lima O Maui	Job Placement & Retention Services (Maui)	Quarterly Reports	Y	S
HMS802	A/N	\$ 10,900	M	\$120,000.00	\$109,100.00	7/1/2015	7/1/2015	6/30/2017	Ka Lima O Maui	Supported Employment Services (Maui)	Quarterly Reports	Y	S
HMS802	A/N	\$ 18,156	M	\$90,000.00	\$71,844.00	7/26/2013	7/26/2013	6/30/2016	Ka Lima O Maui	Vocational Work Adjustment Training (Maui)	Quarterly Reports	Y	S
HMS802	A/N	\$ 4,500	M	\$126,500.00	\$122,000.50	7/1/2015	7/1/2015	6/30/2017	Easter Seals Hawaii	Job Placement & Retention Services (Maui)	Quarterly Reports	Y	S
HMS802	A/N	\$ 500	M	\$160,000.00	\$159,500.00	7/1/2015	7/1/2015	6/30/2017	Easter Seals Hawaii	Supported Employment Services (Maui)	Quarterly Reports	Y	S
HMS802	N	\$ 77,461	M	\$428,719.00	\$351,258.20	7/1/2015	7/1/2015	6/30/2020	City & County of Honolulu	Work Readiness / Life Skills (Services for the Blind Branch)	Quarterly Reports	Y	S
HMS802	N	\$ 29,692	O - As Completed	\$74,735.00	\$45,043.00	7/15/2013	7/15/2013	11/30/2013	Lou Chan & Associates	Blind Vendor Improvements -- Contract is encumbered and per DAGS, contract is still active past the contract end dates.	Contract Monitored by DAGS	N	G
HMS802	A/N	\$ 56,326	M	\$500,000.00	\$443,674.00	7/1/2014	7/1/2014	6/30/2016	Assistive Technology Resource Center of Hawaii	Rehabilitation Technology	Quarterly Reports	Y	S

Active Contracts as of December 1, 2015

Prog ID	MOF	Amount	Frequency (M/A/O)	Max Value	Outstanding Balance	Date Executed	From	To	Entity	Contract Description	Explanation of How Contract is Monitored	POS Y/N	Category E/L/P/C/G/S
HMS802	A/N	\$ 8,283	M	\$428,719.00	\$420,436.00	7/1/2015	7/1/2015	6/30/2020	City & County of Honolulu	Hoala - Work Readiness Training	Quarterly Reports	Y	S
HMS802	A/N	\$ 68,351	M	\$2,107,581.00	\$2,039,230.00	7/1/2015	7/1/2015	6/30/2020	City & County of Honolulu, Dept. of Community Service	Case Management Services	Quarterly Reports	Y	S
HMS802	A/N	\$ 2,969	M	\$14,000.00	\$11,031.00	7/1/2015	7/1/2015	6/30/2020	Walter S.O. Fo, Ph.D.	Psychological Consultant (Oahu)	Quarterly Reports	Y	S
HMS802	A/N	\$ 4,673	M	\$70,000.00	\$65,327.00	7/1/2015	7/1/2015	6/30/2017	John L. Wingert, Ph.D.	Psychological Evaluator	Quarterly Reports	Y	S
HMS802	A/N	\$ 2,969	M	\$14,000.00	\$11,031.00	7/1/2015	7/1/2015	6/30/2016	Bernard K. Chun, M.D.	Medical Consultant	Quarterly Reports	Y	S
HMS802	A/N	\$ 28,267	M	\$494,814.00	\$466,547.00	7/1/2015	7/1/2015	6/30/2017	Winners at Work dba Abilities Unlimited	Supported Employment Services (Oahu)	Quarterly Reports	Y	S
HMS802	A/N	\$ 71,530	M	\$344,336.00	\$272,806.00	7/1/2015	7/1/2015	6/30/2017	Winners at Work dba Abilities Unlimited	Job Placement & Retention Services (Oahu)	Quarterly Reports	Y	S
HMS802	A/N	\$ 46,100	M	\$401,336.00	\$355,236.00	7/1/2015	7/1/2015	6/30/2017	Network Enterprises, Inc.	Job Placement & Retention Services (Oahu)	Quarterly Reports	Y	S
HMS802	A/N	\$ 11,700	M	\$50,000.00	\$38,300.00	7/1/2013	7/1/2013	6/30/2016	Network Enterprises, Inc.	Vocational Work Adjustment Training - Deaf (Oahu)	Quarterly Reports	Y	S
HMS802	A/N	\$ 9,553	M	\$77,449.00	\$67,896.00	7/1/2013	7/1/2013	6/30/2016	Network Enterprises, Inc.	Vocational Work Adjustment Training (Oahu)	Quarterly Reports	Y	S
HMS802	A/N	\$ 11,469	M	\$187,702.00	\$176,233.00	9/9/2013	9/9/2013	6/30/2016	Lanakila Pacific	Vocational Work Adjustment Training (Oahu)	Quarterly Reports	Y	S
HMS802	A/N	\$ 4,778	M	\$307,718.00	\$302,940.00	8/20/2013	8/20/2013	6/30/2016	Winners at Work dba Abilities Unlimited	Vocational Work Adjustment Training (Oahu)	Quarterly Reports	Y	S
HMS802	A/N	\$ 9,336	M	\$70,000.00	\$60,664.00	7/1/2015	7/1/2015	6/30/2017	Daniel Reed, Psy.D.	Psychological Evaluator (Oahu)	Quarterly Reports	Y	S
HMS802	A/N	\$ 1,000	M	\$166,328.00	\$165,328.00	7/1/2015	7/1/2015	6/30/2017	Signs of Self	Job Placement & Retention Services (Oahu)	Quarterly Reports	Y	S
HMS802	N	\$ -	M	\$142,500.00	\$142,500.00	6/1/2015	6/1/2015	5/31/2016	Department of Education	Ho'okipa - Work Readiness Program	Quarterly Reports	Y	S
HMS802	A/N	\$ 270,364	M	\$888,752.00	\$618,388.00	7/1/2014	7/1/2014	6/30/2016	University of Hawaii, Center on Disability Studies	Benefits Planning	Quarterly Reports	Y	S
HMS802	A/N	\$ 2,880	M	\$158,700.00	\$155,820.00	7/1/2014	7/1/2014	6/30/2016	Network Enterprises, Inc.	Evaluation & Training (Oahu)	Quarterly Reports	Y	S
HMS802	A/N	\$ 63,791	M	\$180,700.00	\$116,909.00	7/1/2014	7/1/2014	6/30/2016	Lanakila Pacific	Evaluation & Training (Oahu)	Quarterly Reports	Y	S
HMS802	A/N	\$ -	M	\$895,741.00	\$895,741.00	7/1/2015	7/1/2015	6/30/2017	University of Hawaii, Center on Disability Studies	Comprehensive Service Center for Deaf, Hard-of-Hearing and Deaf-Blind Individuals	Quarterly Reports	Y	S
HMS802	A/N	\$ -	M	\$132,599.00	\$132,599.00	7/1/2014	7/1/2014	6/30/2016	Winners at Work dba Abilities Unlimited	Evaluation & Training (Oahu)	Quarterly Reports	Y	S
HMS238	N	\$ 50,320	O - Cost reimbursement	\$190,000.00	\$139,680.00	5/23/2014	7/1/2014	6/30/2015	Joseph C. Bratton, Ph.D.	Vendors are expected to do consultative examinations in the areas of internal medicine, psychiatry, orthopedics, psychiatry, and psychology. Consultative examinations shall include: A signed narrative report of the findings which will provide the objective evidence necessary to make disability decisions under the Social Security disability criteria.	Monthly review of amount of CEs performed & scheduled via the Legacy System management information. Quality of reports are reviewed by staff medical consultants and if any issues arise, they are brought to the attention of the Professional Relations Officer and resolved via informal discussions and/or refresher training.	Y	S

Active Contracts as of December 1, 2015

Prog ID	MOF	Amount	Frequency (M/A/O)	Max Value	Outstanding Balance	Date Executed	From	To	Entity	Contract Description	Explanation of How Contract is Monitored	POS Y/N	Category E/L/P/C/G/S
HMS238	N	\$ 6,290	O - Cost reimbursement	\$30,000.00	\$23,710.00	5/22/2014	7/1/2014	6/30/2015	Daniel H. Belcher, M.D., Inc.	Description of the service: Vendors are expected to do consultative examinations in the areas of internal medicine, psychiatry, orthopedics, physiatry, and psychology. Consultative examinations shall include: A signed narrative report of the findings which will provide the objective evidence necessary to make disability decisions under the Social Security disability criteria.	Monthly review of amount of CEs performed & scheduled via the Legacy System management information. Quality of reports are reviewed by staff medical consultants and if any issues arise, they are brought to the attention of the Professional Relations Officer and resolved via informal discussions and/or refresher training.	Y	S
HMS238	N	\$ 26,508	O - Cost reimbursement	\$75,000.00	\$48,492.00	5/23/2014	7/1/2014	6/30/2015	Antoine J. Cazin, M.D.	Description of the service: Vendors are expected to do consultative examinations in the areas of internal medicine, psychiatry, orthopedics, physiatry, and psychology. Consultative examinations shall include: A signed narrative report of the findings which will provide the objective evidence necessary to make disability decisions under the Social Security disability criteria.	Monthly review of amount of CEs performed & scheduled via the Legacy System management information. Quality of reports are reviewed by staff medical consultants and if any issues arise, they are brought to the attention of the Professional Relations Officer and resolved via informal discussions and/or refresher training.	Y	S
HMS238	N	\$ 39,087	O - Cost reimbursement	\$150,000.00	\$110,913.00	5/23/2014	7/1/2014	6/30/2015	Deanna Coschignano, Ph.D.	Description of the service: Vendors are expected to do consultative examinations in the areas of internal medicine, psychiatry, orthopedics, physiatry, and psychology. Consultative examinations shall include: A signed narrative report of the findings which will provide the objective evidence necessary to make disability decisions under the Social Security disability criteria.	Monthly review of amount of CEs performed & scheduled via the Legacy System management information. Quality of reports are reviewed by staff medical consultants and if any issues arise, they are brought to the attention of the Professional Relations Officer and resolved via informal discussions and/or refresher training.	Y	S

Active Contracts as of December 1, 2015

Prog ID	MOF	Amount	Frequency (M/A/O)	Max Value	Outstanding Balance	Date Executed	From	To	Entity	Contract Description	Explanation of How Contract is Monitored	POS Y/N	Category E/L/P/C/G/S
HMS238	N	\$ 40,285	O - Cost reimbursement	\$135,000.00	\$94,715.00	5/23/2014	7/1/2014	6/30/2015	Dennis R. Donovan, Ph.D.	Description of the service: Vendors are expected to do consultative examinations in the areas of internal medicine, psychiatry, orthopedics, physiatry, and psychology. Consultative examinations shall include: A signed narrative report of the findings which will provide the objective evidence necessary to make disability decisions under the Social Security disability criteria.	Monthly review of amount of CEs performed & scheduled via the Legacy System management information. Quality of reports are reviewed by staff medical consultants and if any issues arise, they are brought to the attention of the Professional Relations Officer and resolved via informal discussions and/or refresher training.	Y	S
HMS238	N	\$ 1,498	O - Cost reimbursement	\$10,000.00	\$8,502.00	5/22/2014	7/1/2014	6/30/2015	Dennis B. Lind, M.D.	Description of the service: Vendors are expected to do consultative examinations in the areas of internal medicine, psychiatry, orthopedics, physiatry, and psychology. Consultative examinations shall include: A signed narrative report of the findings which will provide the objective evidence necessary to make disability decisions under the Social Security disability criteria.	Monthly review of amount of CEs performed & scheduled via the Legacy System management information. Quality of reports are reviewed by staff medical consultants and if any issues arise, they are brought to the attention of the Professional Relations Officer and resolved via informal discussions and/or refresher training.	Y	S
HMS238	N	\$ 20,517	O - Cost reimbursement	\$80,000.00	\$59,483.00	5/22/2014	7/1/2014	6/30/2015	Stanley Luke, Ph.D.	Description of the service: Vendors are expected to do consultative examinations in the areas of internal medicine, psychiatry, orthopedics, physiatry, and psychology. Consultative examinations shall include: A signed narrative report of the findings .	Monthly review of amount of CEs performed & scheduled via the Legacy System management information. Quality of reports are reviewed by staff medical consultants and if any issues arise, they are brought to the attention of the Professional Relations Of	Y	S

Active Contracts as of December 1, 2015

Prog ID	MOF	Amount	Frequency (M/A/O)	Max Value	Outstanding Balance	Date Executed	From	To	Entity	Contract Description	Explanation of How Contract is Monitored	POS Y/N	Category E/L/P/C/G/S
HMS238	N	\$ 46,276	O - Cost reimbursement	\$100,000.00	\$53,724.00	5/23/2014	7/1/2014	6/30/2015	MSLA	Description of the service: Vendors are expected to do consultative examinations in the areas of internal medicine, psychiatry, orthopedics, physiatry, and psychology. Consultative examinations shall include: A signed narrative report of the findings .	Monthly review of amount of CEs performed & scheduled via the Legacy System management information. Quality of reports are reviewed by staff medical consultants and if any issues arise, they are brought to the attention of the Professional Relations Of	Y	S
HMS238	N	\$ 1,647	O - Cost reimbursement	\$7,000.00	\$5,353.00	6/27/2014	7/1/2014	6/30/2015	Wilson T. Murakami, M.D.	Description of the service: Vendors are expected to do consultative examinations in the areas of internal medicine, psychiatry, orthopedics, physiatry, and psychology. Consultative examinations shall include: A signed narrative report of the findings which will provide the objective evidence necessary to make disability decisions under the Social Security disability criteria.	Monthly review of amount of CEs performed & scheduled via the Legacy System management information. Quality of reports are reviewed by staff medical consultants and if any issues arise, they are brought to the attention of the Professional Relations Officer and resolved via informal discussions and/or refresher training.	Y	S
HMS238	N	\$ 29,053	O - Cost reimbursement	\$100,000.00	\$70,947.00	5/23/2014	7/1/2014	6/30/2015	Ohana Psychological Services LLC	Description of the service: Vendors are expected to do consultative examinations in the areas of internal medicine, psychiatry, orthopedics, physiatry, and psychology. Consultative examinations shall include: A signed narrative report of the findings which will provide the objective evidence necessary to make disability decisions under the Social Security disability criteria.	Monthly review of amount of CEs performed & scheduled via the Legacy System management information. Quality of reports are reviewed by staff medical consultants and if any issues arise, they are brought to the attention of the Professional Relations Officer and resolved via informal discussions and/or refresher training.	Y	S

Active Contracts as of December 1, 2015

Prog ID	MOF	Amount	Frequency (M/A/O)	Max Value	Outstanding Balance	Date Executed	From	To	Entity	Contract Description	Explanation of How Contract is Monitored	POS Y/N	Category E/L/P/C/G/S
HMS238	N	\$ 1,168	O - Cost reimbursement	\$15,000.00	\$13,832.00	5/22/2014	7/1/2014	6/30/2015	Kenneth Sunamoto, M.D. Inc	Description of the service: Vendors are expected to do consultative examinations in the areas of internal medicine, psychiatry, orthopedics, physiatry, and psychology. Consultative examinations shall include: A signed narrative report of the findings.	Monthly review of amount of CEs performed & scheduled via the Legacy System management information. Quality of reports are reviewed by staff medical consultants and if any issues arise, they are brought to the attention of the Professional Relations Of	Y	S
HMS238	N	\$ 19,169	O - Cost reimbursement	\$75,000.00	\$55,831.00	5/22/2014	7/1/2014	6/30/2015	John L. Wingert, Ph.D.	Description of the service: Vendors are expected to do consultative examinations in the areas of internal medicine, psychiatry, orthopedics, physiatry, and psychology. Consultative examinations shall include: A signed narrative report of the findings which will provide the objective evidence necessary to make disability decisions under the Social Security disability criteria.	Monthly review of amount of CEs performed & scheduled via the Legacy System management information. Quality of reports are reviewed by staff medical consultants and if any issues arise, they are brought to the attention of the Professional Relations Officer and resolved via informal discussions and/or refresher training.	Y	S
HMS238	N	\$ 9,988	M	\$25,808.64	\$15,821.07	7/1/2015	7/1/2015	6/30/2016	Jeffrey Akaka, M.D.	Medical Consultation services for the evaluation of Social Security and Supplemental Security Disability Claims.	Monthly hours are reviewed against contract hours and Agency workload needs & Work assignments and performance statistics are monitored quarterly	Y	S
HMS238	N	\$ 9,238	M	\$34,412.00	\$25,173.56	7/1/2015	7/1/2015	6/30/2016	Paul Blaskowski, MD	Medical Consultation services for the evaluation of Social Security and Supplemental Security Disability Claims.	Monthly hours are reviewed against contract hours and Agency workload needs & Work assignments and performance statistics are monitored quarterly	Y	S

Active Contracts as of December 1, 2015

Prog ID	MOF	Amount	Frequency (M/A/O)	Max Value	Outstanding Balance	Date Executed	From	To	Entity	Contract Description	Explanation of How Contract is Monitored	POS Y/N	Category E/L/P/C/G/S
HMS238	N	\$ 267	M	\$21,507.20	\$21,240.01	7/1/2015	7/1/2015	6/30/2016	Crystal S. Fo, M.D.	Medical Consultation services for the evaluation of Social Security and Supplemental Security Disability Claims.	Monthly hours are reviewed against contract hours and Agency workload needs & Work assignments and performance statistics are monitored quarterly	Y	S
HMS238	N	\$ 73,992	M	\$142,113.92	\$68,122.35	7/1/2015	7/1/2015	6/30/2016	Walter S.O. Fo, M.D.	Medical Consultation services for the evaluation of Social Security and Supplemental Security Disability Claims.	Monthly hours are reviewed against contract hours and Agency workload needs & Work assignments and performance statistics are monitored quarterly	Y	S
HMS238	N	\$ 48,252	M	\$111,837.44	\$63,585.33	7/1/2015	7/1/2015	6/30/2016	Glen D. Frisch, M.D.	Medical Consultation services for the evaluation of Social Security and Supplemental Security Disability Claims.	Monthly hours are reviewed against contract hours and Agency workload needs & Work assignments and performance statistics are monitored quarterly	Y	S
HMS238	N	\$ 30,223	M	\$94,631.68	\$64,408.20	7/1/2015	7/1/2015	6/30/2016	Gregory Harp, MD	Medical Consultation services for the evaluation of Social Security and Supplemental Security Disability Claims.	Monthly hours are reviewed against contract hours and Agency workload needs & Work assignments and performance statistics are monitored quarterly	Y	S
HMS238	N	\$ 14,500	M	\$32,260.80	\$17,760.35	7/1/2015	7/1/2015	6/30/2016	Mark T Kuge, MD	Medical Consultation services for the evaluation of Social Security and Supplemental Security Disability Claims.	Monthly hours are reviewed against contract hours and Agency workload needs & Work assignments and performance statistics are monitored quarterly	Y	S
HMS238	N	\$ 46,622	M	\$124,741.76	\$78,119.37	7/1/2015	7/1/2015	6/30/2016	David J Lam, Ph.D.	Medical Consultation services for the evaluation of Social Security and Supplemental Security Disability Claims.	Monthly hours are reviewed against contract hours and Agency workload needs & Work assignments and performance statistics are monitored quarterly	Y	S

Active Contracts as of December 1, 2015

Prog ID	MOF	Amount	Frequency (M/A/O)	Max Value	Outstanding Balance	Date Executed	From	To	Entity	Contract Description	Explanation of How Contract is Monitored	POS Y/N	Category E/L/P/C/G/S
HMS238	N	\$ 56,509	M	\$116,138.88	\$59,629.82	7/1/2015	7/1/2015	6/30/2016	Stacy M Lau, MD	Medical Consultation services for the evaluation of Social Security and Supplemental Security Disability Claims.	Monthly hours are reviewed against contract hours and Agency workload needs & Work assignments and performance statistics are monitored quarterly	Y	S
HMS238	N	\$ 5,986	M	\$21,507.20	\$15,521.68	7/1/2015	7/1/2015	6/30/2016	David Mai, MD	Medical Consultation services for the evaluation of Social Security and Supplemental Security Disability Claims.	Monthly hours are reviewed against contract hours and Agency workload needs & Work assignments and performance statistics are monitored quarterly	Y	S
HMS238	N	\$ 6,629	M	\$17,205.76	\$10,576.60	7/1/2015	7/1/2015	6/30/2016	Eugene Matsuyama, MD	Medical Consultation services for the evaluation of Social Security and Supplemental Security Disability Claims.	Monthly hours are reviewed against contract hours and Agency workload needs & Work assignments and performance statistics are monitored quarterly	Y	S
HMS238	N	\$ 7,028	M	\$25,808.64	\$18,780.54	7/1/2015	7/1/2015	6/30/2016	Terri L Needels, Ph.D.	Medical Consultation services for the evaluation of Social Security and Supplemental Security Disability Claims.	Monthly hours are reviewed against contract hours and Agency workload needs & Work assignments and performance statistics are monitored quarterly	Y	S
HMS238	N	\$ 32,550	M	\$83,308.16	\$50,757.82	7/1/2015	7/1/2015	6/30/2016	Darnell Richey, MD	Medical Consultation services for the evaluation of Social Security and Supplemental Security Disability Claims.	Monthly hours are reviewed against contract hours and Agency workload needs & Work assignments and performance statistics are monitored quarterly	Y	S
HMS238	N	\$ 77,579	M	\$167,756.16	\$90,177.55	7/1/2015	7/1/2015	6/30/2016	Neil Shibuya, MD	Medical Consultation services for the evaluation of Social Security and Supplemental Security Disability Claims.	Monthly hours are reviewed against contract hours and Agency workload needs & Work assignments and performance statistics are monitored quarterly	Y	S

Active Contracts as of December 1, 2015

Prog ID	MOF	Amount	Frequency (M/A/O)	Max Value	Outstanding Balance	Date Executed	From	To	Entity	Contract Description	Explanation of How Contract is Monitored	POS Y/N	Category E/L/P/C/G/S
HMS238	N	\$ 55,953	M	\$150,550.40	\$94,597.32	7/1/2015	7/1/2015	6/30/2016	Rodney Torigoe, Ph.D.	Medical Consultation services for the evaluation of Social Security and Supplemental Security Disability Claims.	Monthly hours are reviewed against contract hours and Agency workload needs & Work assignments and performance statistics are monitored quarterly	Y	S
HMS238	N	\$ 34,838	M	\$81,727.36	\$46,889.83	7/1/2015	7/1/2015	6/30/2016	Garret H. Yanagi, Ph.D.	Medical Consultation services for the evaluation of Social Security and Supplemental Security Disability Claims.	Monthly hours are reviewed against contract hours and Agency workload needs & Work assignments and performance statistics are monitored quarterly	Y	S
HMS238	N	\$ 47,958	M	\$98,933.12	\$50,975.05	7/1/2015	7/1/2015	6/30/2016	Benjamin BC Young, MD	Medical Consultation services for the evaluation of Social Security and Supplemental Security Disability Claims.	Monthly hours are reviewed against contract hours and Agency workload needs & Work assignments and performance statistics are monitored quarterly	Y	S
HMS401	A/N	\$ 8,000,000	A	\$87,400,000.00	\$6,242,673.00	7/1/2002	07/01/15	06/30/16	AHCCCS	HPMMIS	Monthly	N	S
HMS401	FMA P	varies	A	\$2,000,000,000.00		5/2/2014	01/31/14	12/31/17	AlohaCare,HMSA, Kaiser, Ohana, UnitedHealthCare	QUEST Integration	Weekly	N	S
HMS401	A/N/ FMA P	varies	A	1064244. (Admin)		3/6/2015	04/01/15	06/30/17	Koan Risk Solutions	Organ Transplant SHOTT	Monthly	N	S
HMS401						10/5/2012	10/05/12	06/30/16	Fieldprint, Inc.	Background Check	Monthly	N	S
HMS401	FMA P	varies	A	\$64,501,541.00		1/1/2013	07/01/14	06/30/16	HDS	Dental Third Party Administrator	Monthly	N	S
HMS902	A/N	\$ 1,340,255	A	\$7,547,135.00	\$335,063.75	2/1/2010	01/01/15	12/31/15	Health Services Advisory Group	PRO/EQRO	Monthly	N	S
HMS902	A/N	\$ 32,072,288	A	\$146,495,668.00	\$13,334,239.00	1/1/2013	01/11/13	12/31/15	KMPG	Integrated Eligibility System	Monthly	N	S
HMS902	A/N	\$ 500,000	A	\$500,000.00	\$72,163.00	8/14/2014	08/14/14	06/30/17	Milliman	Actuary Services	Monthly	N	S
HMS401	FMA P	varies	A	\$72,043,765.00		1/1/2013	01/01/13	06/30/16	Ohana	Behavioral Health Services	Monthly	N	S
HMS902	A/N	\$ 1,553,980	A	\$6,298,043.00	\$303,093.50	3/30/2012	12/01/14	12/31/15	Public Consulting Group	Eligibility System Consultant Services	Monthly	N	S
HMS902	A/N	\$ 278,419	A	\$1,487,399.00	\$300,820.00	6/28/2012	07/01/15	06/30/16	Public Consulting Group	SMHP	Monthly	N	S
HMS401	FMA P	varies	A	\$19,418,230.00		7/1/2013	07/01/13	06/30/16	Xerox State Healthcare	SLR/HER/Fiscal Agent	Monthly	N	S
HMS902	A/N	\$ 798,554	A	\$798,554.00	\$350,850.00	6/30/2015	06/30/15	12/31/16	Public Consulting Group	IV&V-Security Compliance	Monthly	N	S
HMS401	A/N	\$ 1,713,000	A	\$3,426,000.00	\$1,212,666.70	6/25/2014	07/01/14	06/30/16	Myers and Stauffer	Case Mix/RAC/Audit & Reimbursement	Monthly	N	S
HMS902	A/N	\$ 25,420,000	A	\$25,420,000.00	\$13,334,239.99	6/30/2015	06/30/15	12/31/16	KPMG	SSBM	Monthly	N	S
HMS902	A	\$ 440,483	A	\$440,483.00	\$371,700.25	8/20/2015	08/20/15	02/28/16	Health Management Associates, Inc.	PMO	Monthly	N	S
HMS401	A/N	\$ 141,321	A	\$423,963.00	\$105,990.75	1/1/2014	01/01/14	06/30/16	HPAREF	Ombudsman	Monthly	N	S
HMS902	A/N	\$ 300,000	A	\$300,000.00	\$289,287.97	9/3/2015	09/03/15	12/31/15	Deloitte Consulting LLP	Account Transfer Services	Monthly	N	S

Active Contracts as of December 1, 2015

Prog ID	MOF	Amount	Frequency (M/A/O)	Max Value	Outstanding Balance	Date Executed	From	To	Entity	Contract Description	Explanation of How Contract is Monitored	POS Y/N	Category E/L/P/C/G/S
HMS902	A/N	\$ 98,500	A	\$98,500.00	\$98,500.00	7/1/2015	07/01/15	06/30/16	Health Management Systems, Inc.	TPL Data Match	Monthly	N	S
HMS401	A/N	\$ 2,000,000	A	\$2,000,000.00		1/1/2015	01/01/15	06/30/19	Kaiser	PAP	Monthly	N	S
HMS401	A/N	\$ 2,000,000	A	\$2,000,000.00		1/1/2015	01/01/15	06/30/19	HMSA	PAP	Monthly	N	S
HMS902	A/N	\$ 828,534		\$6,974,490.00	\$854,547.00	10/1/2013	10/01/13	06/30/16	Hawaii Health Connector	Enrollment functionality for Medicaid recipients	Monthly	N	S
501	A	varies	M	\$75,000.00	\$24,016.00		7/1/2015	12/31/2015	Maui Youth and Family Services, Inc.	Intensive monitoring	Contract is monitored by reviewing quarterly reports submitted by the Provider and by visits to the program site by the program specialist.	Y	S
501	A	varies	M	\$200,000.00	\$1,192.00		7/1/2015	12/31/2015	Hale Kipa, Inc.	Intensive monitoring	Contract is monitored by reviewing quarterly reports submitted by the Provider and by visits to the program site by the program specialist.	Y	S
501	A	varies	M	\$100,000.00	\$36,484.00		7/1/2015	12/31/2015	Hale Kipa, Inc.	Intensive monitoring	Contract is monitored by reviewing quarterly reports submitted by the Provider and by visits to the program site by the program specialist.	Y	S
503	A	varies	M	\$275,000.00	\$8,931.00		7/1/2015	12/31/2015	Hale Kipa, Inc.	Aftercare services	Contract is monitored by reviewing quarterly reports submitted by the Provider and by visits to the program site by the program specialist.	Y	S
501	N	varies	M	\$61,463.00	\$61,463.00		5/1/2015	4/30/2016	County of Maui, Maui Police Dept	OJDP	Contract is monitored by reviewing quarterly reports submitted by the Provider and by visits to the program site by the program specialist.	N	S
501	N	varies	M	\$69,884.00	\$51,182.00		5/1/2015	4/30/2016	City & County of Hon, Dept of Comm Services	OJDP	Contract is monitored by reviewing quarterly reports submitted by the Provider and by visits to the program site by the program specialist.	N	S
501	N	varies	M	\$200,000.00	\$60,609.00		4/1/2015	3/31/2016	Hale Kipa, Inc.	OJDP	Contract is monitored by reviewing quarterly reports submitted by the Provider and by visits to the program site by the program specialist.	Y	S

Active Contracts as of December 1, 2015

Prog ID	MOF	Amount	Frequency (M/A/O)	Max Value	Outstanding Balance	Date Executed	From	To	Entity	Contract Description	Explanation of How Contract is Monitored	POS Y/N	Category E/L/P/C/G/S
501	N	varies	M	\$65,491.00	\$65,491.00		10/1/2015	9/30/2016	County of Hawaii, OPA	OJJD	Contract is monitored by reviewing quarterly reports submitted by the Provider and by visits to the program site by the program specialist.	N	S
501	N	varies	M	\$45,000.00	\$45,000.00		10/1/2015	9/30/2016	Alu Like, Inc.	OJJD	Contract is monitored by reviewing quarterly reports submitted by the Provider and by visits to the program site by the program specialist.	Y	S
501	N	varies	M	\$200,000.00	\$200,000.00		10/1/2015	9/30/2016	County of Hawaii, OPA	OJJD	Contract is monitored by reviewing quarterly reports submitted by the Provider and by visits to the program site by the program specialist.	N	S
501	N	varies	M	\$65,000.00	\$65,000.00		10/1/2015	9/30/2016	Judiciary	OJJD	Contract is monitored by reviewing quarterly reports submitted by the Provider and by visits to the program site by the program specialist.	N	S
503	A	varies	M	\$50,000.00	\$47,861.00		6/1/2015	5/31/2016	Kyriakakis Dental, Inc.	Dental services	Contract is monitored by reviewing quarterly reports submitted by the Provider and by visits to the program site by the program specialist.	Y	S
503	A	varies	M	\$30,000.00	\$13,498.00		7/1/2015	6/30/2016	Pharmacy Partners Hawaii, LLC	Prescription drugs and medical supplies	Contract is monitored by reviewing quarterly reports submitted by the Provider and by visits to the program site by the program specialist.	Y	G

Active Contracts as of December 1, 2015

Prog ID	MOF	Amount	Frequency (M/A/O)	Max Value	Outstanding Balance	Date Executed	From	To	Entity	Contract Description	Explanation of How Contract is Monitored	POS Y/N	Category E/L/P/C/G/S
503	A	varies	M	\$62,000.00	\$61,160.00		7/1/2015	6/30/2016	Honolulu Family Therapy Centre, Inc.	Psychological services	Contract is monitored by reviewing quarterly reports submitted by the Provider and by visits to the program site by the program specialist.	Y	S
501	N	varies	M	\$37,000.00	\$37,000.00		7/1/2015	6/30/2016	DOE, West Hawaii Area Complex	OJJDP	Contract is monitored by reviewing quarterly reports submitted by the Provider and by visits to the program site by the program specialist.	N	S
501	A	varies	M	\$1,125,000.00	\$121,608.00		5/1/2014	4/30/2016	City & County of Hon, Dept of Comm Services	Assessment center	Contract is monitored by reviewing quarterly reports submitted by the Provider and by visits to the program site by the program specialist.	N	S
501	N	varies	M	\$130,000.00	\$76,895.00		7/1/2015	6/30/2016	Judiciary, Family Court, Fifth Circuit	OJJDP	Contract is monitored by reviewing quarterly reports submitted by the Provider and by visits to the program site by the program specialist.	N	S
501	N	varies	M	\$40,000.00	\$23,333.00		7/1/2015	6/30/2016	Adult Friends for Youth	Truancy prevention	Contract is monitored by reviewing quarterly reports submitted by the Provider and by visits to the program site by the program specialist.	Y	S
501	N	varies	M	\$100,000.00	\$76,707.00		7/1/2015	6/30/2016	Boys & Girls Club of Hawaii	Truancy prevention	Contract is monitored by reviewing quarterly reports submitted by the Provider and by visits to the program site by the program specialist.	Y	S

Active Contracts as of December 1, 2015

Prog ID	MOF	Amount	Frequency (M/A/O)	Max Value	Outstanding Balance	Date Executed	From	To	Entity	Contract Description	Explanation of How Contract is Monitored	POS Y/N	Category E/L/P/C/G/S
501	N	varies	M	\$100,000.00	\$75,276.00		7/1/2015	6/30/2016	Coalition for a Drug-Free Hawaii	Truancy prevention	Contract is monitored by reviewing quarterly reports submitted by the Provider and by visits to the program site by the program specialist.	Y	S
501	N	varies	M	\$54,000.00	\$35,625.00		7/1/2015	6/30/2016	Maui Youth and Family Services, Inc.	Truancy prevention	Contract is monitored by reviewing quarterly reports submitted by the Provider and by visits to the program site by the program specialist.	Y	S
501	N	varies	M	\$95,000.00	\$78,066.00		7/1/2015	6/30/2016	Susannah Wesley Community Center	Truancy prevention	Contract is monitored by reviewing quarterly reports submitted by the Provider and by visits to the program site by the program specialist.	Y	S
501	N	varies	M	\$15,000.00	\$15,000.00		7/1/2015	6/30/2016	City & County Honolulu, Dept of Parks and Rec	Truancy prevention	Contract is monitored by reviewing quarterly reports submitted by the Provider and by visits to the program site by the program specialist.	Y	S
501	N	varies	M	\$60,000.00	\$34,352.00		7/1/2015	6/30/2016	Hale Kipa, Inc.	Truancy prevention	Contract is monitored by reviewing quarterly reports submitted by the Provider and by visits to the program site by the program specialist.	Y	S
501	A	varies	M	\$75,000.00	\$43,964.00		7/1/2015	6/30/2016	Ho'okua'aina	Project-based cultural programs	Contract is monitored by reviewing quarterly reports submitted by the Provider and by visits to the program site by the program specialist.	Y	S

Active Contracts as of December 1, 2015

Prog ID	MOF	Amount	Frequency (M/A/O)	Max Value	Outstanding Balance	Date Executed	From	To	Entity	Contract Description	Explanation of How Contract is Monitored	POS Y/N	Category E/L/P/C/G/S
501	A	varies	M	\$75,000.00	\$53,060.00		7/1/2015	6/30/2016	Institute for Native Pacific Education and Culture	Project-based cultural programs	Contract is monitored by reviewing quarterly reports submitted by the Provider and by visits to the program site by the program specialist.	Y	S
501	A	varies	M	\$45,000.00	\$21,424.00		7/1/2015	6/30/2016	Island STAR	Project-based cultural programs	Contract is monitored by reviewing quarterly reports submitted by the Provider and by visits to the program site by the program specialist.	Y	S
501	A	varies	M	\$77,000.00	\$77,000.00		7/1/2015	6/30/2016	Ka Meheu 'Oahu O Ka Honu	Project-based cultural programs	Contract is monitored by reviewing quarterly reports submitted by the Provider and by visits to the program site by the program specialist.	Y	S
501	A	varies	M	\$150,000.00	\$111,743.00		7/1/2015	6/30/2016	Kokua Kalihi Valley Comprehensive Family Services	Project-based cultural programs	Contract is monitored by reviewing quarterly reports submitted by the Provider and by visits to the program site by the program specialist.	Y	S
501	A	varies	M	\$90,000.00	\$71,865.00		7/1/2015	6/30/2016	Molokai Community Service Council, Inc.	Project-based cultural programs	Contract is monitored by reviewing quarterly reports submitted by the Provider and by visits to the program site by the program specialist.	Y	S
501	A	varies	M	\$89,000.00	\$89,000.00		7/1/2015	6/30/2016	County of Maui, Maui Police Dept	Project-based cultural programs	Contract is monitored by reviewing quarterly reports submitted by the Provider and by visits to the program site by the program specialist.	Y	S

Active Contracts as of December 1, 2015

Prog ID	MOF	Amount	Frequency (M/A/O)	Max Value	Outstanding Balance	Date Executed	From	To	Entity	Contract Description	Explanation of How Contract is Monitored	POS Y/N	Category E/L/P/C/G/S
501	A	varies	M	\$15,000.00	\$15,000.00		7/1/2015	6/30/2016	City & County of Honolulu, Dept of Parks & Rec	Project-based cultural programs	Contract is monitored by reviewing quarterly reports submitted by the Provider and by visits to the program site by the program specialist.	Y	S
501	A	varies	M	\$90,000.00	\$57,187.00		7/1/2015	6/30/2016	Susannah Wesley Community Center	Life skills	Contract is monitored by reviewing quarterly reports submitted by the Provider and by visits to the program site by the program specialist.	Y	S
501	A	varies	M	\$68,000.00	\$45,163.00		7/1/2015	6/30/2016	Sounding Joy Music Therapy, Inc.	Life skills	Contract is monitored by reviewing quarterly reports submitted by the Provider and by visits to the program site by the program specialist.	Y	S
501	A	varies	M	\$21,000.00	\$13,990.00		7/1/2015	6/30/2016	Sounding Joy Music Therapy, Inc.	Life skills	Contract is monitored by reviewing quarterly reports submitted by the Provider and by visits to the program site by the program specialist.	Y	S
501	A	varies	M	\$18,000.00	\$11,885.00		7/1/2015	6/30/2016	Sounding Joy Music Therapy, Inc.	Life skills	Contract is monitored by reviewing quarterly reports submitted by the Provider and by visits to the program site by the program specialist.	Y	S
501	A	varies	M	\$78,000.00	\$50,134.00		7/1/2015	6/30/2016	Child & Family Service	Life skills	Contract is monitored by reviewing quarterly reports submitted by the Provider and by visits to the program site by the program specialist.	Y	S

Active Contracts as of December 1, 2015

Prog ID	MOF	Amount	Frequency (M/A/O)	Max Value	Outstanding Balance	Date Executed	From	To	Entity	Contract Description	Explanation of How Contract is Monitored	POS Y/N	Category E/L/P/C/G/S
501	A	varies	M	\$40,000.00	\$27,358.00		7/1/2015	6/30/2016	Boys & Girls Club of Hawaii	Life skills	Contract is monitored by reviewing quarterly reports submitted by the Provider and by visits to the program site by the program specialist.	Y	S
501	A	varies	M	\$95,000.00	\$60,935.00		7/1/2015	6/30/2016	Hale Opio Kauai, Inc.	Life skills	Contract is monitored by reviewing quarterly reports submitted by the Provider and by visits to the program site by the program specialist.	Y	S
501	A	varies	M	\$20,000.00	\$17,834.00		7/1/2015	6/30/2016	Young Women's Christian Association of Kauai	Life skills	Contract is monitored by reviewing quarterly reports submitted by the Provider and by visits to the program site by the program specialist.	Y	S
501	A	varies	M	\$68,000.00	\$68,000.00		7/1/2015	6/30/2016	Goodwill Industries of Hawaii, Inc.	Life skills	Contract is monitored by reviewing quarterly reports submitted by the Provider and by visits to the program site by the program specialist.	Y	S
501	A	varies	M	\$67,500.00	\$67,500.00		7/1/2015	6/30/2016	Goodwill Industries of Hawaii, Inc.	Life skills	Contract is monitored by reviewing quarterly reports submitted by the Provider and by visits to the program site by the program specialist.	Y	S
501	A	varies	M	\$99,000.00	\$68,200.00		7/1/2015	6/30/2016	Parents and Children Together	Life skills	Contract is monitored by reviewing quarterly reports submitted by the Provider and by visits to the program site by the program specialist.	Y	S

Active Contracts as of December 1, 2015

Prog ID	MOF	Amount	Frequency (M/A/O)	Max Value	Outstanding Balance	Date Executed	From	To	Entity	Contract Description	Explanation of How Contract is Monitored	POS Y/N	Category E/L/P/C/G/S
501	A	varies	M	\$68,000.00	\$44,464.00		7/1/2015	6/30/2016	Parents and Children Together	Life skills	Contract is monitored by reviewing quarterly reports submitted by the Provider and by visits to the program site by the program specialist.	Y	S
501	A	varies	M	\$30,000.00	\$16,085.00		7/1/2015	6/30/2016	Kids Hurt Too Hawaii	Life skills	Contract is monitored by reviewing quarterly reports submitted by the Provider and by visits to the program site by the program specialist.	Y	S
501	A	varies	M	\$90,000.00	\$66,247.00		7/1/2015	6/30/2016	Paia Youth Council, Inc.	Life skills	Contract is monitored by reviewing quarterly reports submitted by the Provider and by visits to the program site by the program specialist.	Y	S
501	A	varies	M	\$67,000.00	\$50,322.00		7/1/2015	6/30/2016	Maui Youth and Family Services, Inc.	Life skills	Contract is monitored by reviewing quarterly reports submitted by the Provider and by visits to the program site by the program specialist.	Y	S
501	A	varies	M	\$66,000.00	\$44,907.00		7/1/2015	6/30/2016	Hui Malama Learning Center	Life skills	Contract is monitored by reviewing quarterly reports submitted by the Provider and by visits to the program site by the program specialist.	Y	S
501	A	varies	M	\$30,000.00	\$22,435.00		7/1/2015	6/30/2016	Boys & Girls Clubs of Maui, Inc.	Life skills	Contract is monitored by reviewing quarterly reports submitted by the Provider and by visits to the program site by the program specialist.	Y	S

Active Contracts as of December 1, 2015

Prog ID	MOF	Amount	Frequency (M/A/O)	Max Value	Outstanding Balance	Date Executed	From	To	Entity	Contract Description	Explanation of How Contract is Monitored	POS Y/N	Category E/L/P/C/G/S
501	A	varies	M	\$15,000.00	\$15,000.00		7/1/2015	6/30/2016	City & County of Honolulu, Dept of Parks and Rec	Life skills	Contract is monitored by reviewing quarterly reports submitted by the Provider and by visits to the program site by the program specialist.	Y	S
501	A	varies	M	\$25,000.00	\$25,000.00		7/1/2015	6/30/2016	Big Brothers Big Sisters Hawaii, Inc.	Life skills	Contract is monitored by reviewing quarterly reports submitted by the Provider and by visits to the program site by the program specialist.	Y	S
501	A	varies	M	\$75,000.00	\$60,210.00		7/1/2015	6/30/2016	Salvation Army, The	Life skills	Contract is monitored by reviewing quarterly reports submitted by the Provider and by visits to the program site by the program specialist.	Y	S
501	A	varies	M	\$75,000.00	\$59,121.00		7/1/2015	6/30/2016	Salvation Army, The	Life skills	Contract is monitored by reviewing quarterly reports submitted by the Provider and by visits to the program site by the program specialist.	Y	S
501	A	varies	M	\$70,500.00	\$51,810.00		7/1/2015	6/30/2016	Family Programs Hawaii	Life skills	Contract is monitored by reviewing quarterly reports submitted by the Provider and by visits to the program site by the program specialist.	Y	S
501	A	varies	M	\$15,000.00	\$15,000.00		7/1/2015	6/30/2016	City & County of Honolulu, Dept of Parks and Rec	Life skills	Contract is monitored by reviewing quarterly reports submitted by the Provider and by visits to the program site by the program specialist.	Y	S

Active Contracts as of December 1, 2015

Prog ID	MOF	Amount	Frequency (M/A/O)	Max Value	Outstanding Balance	Date Executed	From	To	Entity	Contract Description	Explanation of How Contract is Monitored	POS Y/N	Category E/L/P/C/G/S
503	A	varies	M	\$165,000.00	\$130,138.00		7/1/2014	6/30/2019	University of Hawaii, Office of Research Services	Medical services	Contract is monitored by reviewing quarterly reports submitted by the Provider and by visits to the program site by the program specialist.	N	S
501	N	varies	M	\$181,000.00	\$181,000.00		7/1/2015	6/30/2016	Hawaii Families As Allies	Parent support services	Contract is monitored by reviewing quarterly reports submitted by the Provider and by visits to the program site by the program specialist.	Y	S
501	A	varies	M	\$550,000.00	\$550,000.00		10/1/2015	9/30/2016	Salvation Army, The	Safehouse - Kona	Contract is monitored by reviewing quarterly reports submitted by the Provider and by visits to the program site by the program specialist.	Y	S
501	A	varies	M	\$650,000.00	\$650,000.00		10/1/2015	9/30/2016	Salvation Army, The	Safehouse- Maui	Contract is monitored by reviewing quarterly reports submitted by the Provider and by visits to the program site by the program specialist.	Y	S
501	A	varies	M	\$735,000.00	\$619,286.00		10/1/2015	9/30/2016	Partners in Development Foundation	Safehouse - Oahu	Contract is monitored by reviewing quarterly reports submitted by the Provider and by visits to the program site by the program specialist.	Y	S
501	N	varies	M	\$85,000.00	\$78,933.00		9/15/2015	8/31/2016	University of Hawaii, Office of Research Services	OJJDP	Contract is monitored by reviewing quarterly reports submitted by the Provider and by visits to the program site by the program specialist.	N	S

Active Contracts as of December 1, 2015

Prog ID	MOF	Amount	Frequency (M/A/O)	Max Value	Outstanding Balance	Date Executed	From	To	Entity	Contract Description	Explanation of How Contract is Monitored	POS Y/N	Category E/L/P/C/G/S
501	A	varies	M	\$150,000.00	\$45,000.00		4/1/2015	3/31/2016	Adult Friends for Youth	Youth gang services. This is a operating GIA in which the funds were released by the Governor.	Contract is monitored by reviewing quarterly reports submitted by the Provider and by visits to the program site by the program specialist.	N	S
503	A	varies	M	Worldwide Travel Staffing, LTD is the contractor for contract nurses. There is no maximum value on the contract.	N/A		11/1/2014	10/31/2015	Worldwide Travel Staffing, Limited	Contract nurses	Contract is monitored by reviewing quarterly reports submitted by the Provider and by visits to the program site by the program specialist.	Y	S
501	A	varies	M	\$25,000.00	\$25,000.00		6/22/2015	6/21/2016	Miles Consulting LLC	WRAP around training	Contract is monitored by reviewing quarterly reports submitted by the Provider and by visits to the program site by the program specialist.	N	S
501	A	varies	M	\$38,775.00	\$38,775.00		5/1/2015	4/30/2016	Sustain Hawaii	Staff training on Hawaiian cultural values	Contract is monitored by reviewing quarterly reports submitted by the Provider and by visits to the program site by the program specialist.	N	S
501	A	varies	M	\$75,000.00	\$56,425.00		5/1/2015	12/31/2015	Big Island Substance Abuse Council	Substance abuse treatment services	Contract is monitored by reviewing quarterly reports submitted by the Provider and by visits to the program site by the program specialist.	Y	S
503	A	varies	M	\$34,000.00	\$34,000.00		5/1/2015	4/30/2018	Handle With Care Behavior Management System, Inc.	Staff training on behavior modification techniques	Contract is monitored by reviewing quarterly reports submitted by the Provider and by visits to the program site by the program specialist.	N	S

Active Contracts as of December 1, 2015

Prog ID	MOF	Amount	Frequency (M/A/O)	Max Value	Outstanding Balance	Date Executed	From	To	Entity	Contract Description	Explanation of How Contract is Monitored	POS Y/N	Category E/L/P/C/G/S
501	A	varies	M	\$19,800.00	\$11,427.00		6/26/2015	6/25/2016	University of Hawaii, Office of Research Services	Staff training on mindfulness	Contract is monitored by reviewing quarterly reports submitted by the Provider and by visits to the program site by the program specialist.	N	S
501	A	varies	M	\$40,000.00	\$40,000.00		6/26/2015	6/25/2016	Coalition for a Drug-Free Hawaii	Seminar planning and coordination services	Contract is monitored by reviewing quarterly reports submitted by the Provider and by visits to the program site by the program specialist.	N	S
501	N	varies	M	\$70,000.00	\$70,000.00		6/1/2015	5/31/2016	Child & Family Service	Truancy prevention	Contract is monitored by reviewing quarterly reports submitted by the Provider and by visits to the program site by the program specialist.	Y	S
501	N	varies	M	\$85,000.00	\$85,000.00		6/1/2015	5/31/2016	Maui Youth and Family Services, Inc.	Truancy prevention	Contract is monitored by reviewing quarterly reports submitted by the Provider and by visits to the program site by the program specialist.	Y	S
501	N	varies	M	\$200,000.00	\$200,000.00		7/1/2015	6/30/2017	University of Hawaii, Office of Research Services	Truancy prevention	Contract is monitored by reviewing quarterly reports submitted by the Provider and by visits to the program site by the program specialist.	Y	S
501	A	varies	M	\$234,000.00	\$173,177.00		7/1/2015	6/30/2017	University of Hawaii, Office of Research Services	Maintenance of the online youth services directory	Contract is monitored by reviewing quarterly reports submitted by the Provider and by visits to the program site by the program specialist.	N	S

Active Contracts as of December 1, 2015

Prog ID	MOF	Amount	Frequency (M/A/O)	Max Value	Outstanding Balance	Date Executed	From	To	Entity	Contract Description	Explanation of How Contract is Monitored	POS Y/N	Category E/L/P/C/G/S
501	A	varies	M	\$1,000,000.00	\$922,123.00		10/1/2015	9/30/2017	Uhane Pohaku Na Moku O Hawaii, Inc.	Safehouse - Girls	Contract is monitored by reviewing quarterly reports submitted by the Provider and by visits to the program site by the program specialist.	Y	S
501	A	varies	M	\$120,000.00	\$90,211.00		7/1/2015	6/30/2017	Hale Kipa, Inc.	Outreach and advocacy	Contract is monitored by reviewing quarterly reports submitted by the Provider and by visits to the program site by the program specialist.	Y	S
501	A	varies	M	\$400,000.00	\$400,000.00		7/1/2015	6/30/2017	Hale Kipa, Inc.	Outreach and advocacy	Contract is monitored by reviewing quarterly reports submitted by the Provider and by visits to the program site by the program specialist.	Y	S
501	A	varies	M	\$100,000.00	\$100,000.00		7/1/2015	6/30/2017	Adult Friends for Youth	Outreach and advocacy	Contract is monitored by reviewing quarterly reports submitted by the Provider and by visits to the program site by the program specialist.	Y	S
501	A	varies	M	\$120,000.00	\$120,000.00		7/1/2015	6/30/2017	Maui Youth and Family Services, Inc.	Outreach and advocacy	Contract is monitored by reviewing quarterly reports submitted by the Provider and by visits to the program site by the program specialist.	Y	S
501	A	varies	M	\$50,000.00	\$50,000.00		7/1/2015	6/30/2017	Alu Like, Inc.	Outreach and advocacy	Contract is monitored by reviewing quarterly reports submitted by the Provider and by visits to the program site by the program specialist.	Y	S

Active Contracts as of December 1, 2015

Prog ID	MOF	Amount	Frequency (M/A/O)	Max Value	Outstanding Balance	Date Executed	From	To	Entity	Contract Description	Explanation of How Contract is Monitored	POS Y/N	Category E/L/P/C/G/S
501	A	varies	M	\$240,000.00	\$240,000.00	All contracts were executed prior to the start of the contract term. If they weren't, a retro-contract approval was obtained.	7/1/2015	6/30/2017	Salvation Army, The	Outreach and advocacy	Contract is monitored by reviewing quarterly reports submitted by the Provider and by visits to the program site by the program specialist.	Y	S
501	A	varies	M	\$90,000.00	\$90,000.00	All contracts were executed prior to the start of the contract term. If they weren't, a retro-contract approval was obtained.	7/1/2015	6/30/2017	Family Support Services of West Hawaii	Outreach and advocacy	Contract is monitored by reviewing quarterly reports submitted by the Provider and by visits to the program site by the program specialist.	Y	S
501	N	varies	M	\$30,160.00	\$30,160.00	All contracts were executed prior to the start of the contract term. If they weren't, a retro-contract approval was obtained.	7/1/2015	6/30/2017	Hale Opio Kauai, Inc.	Emergency shelter	Contract is monitored by reviewing quarterly reports submitted by the Provider and by visits to the program site by the program specialist.	Y	S
501	N	varies	M	\$100,100.00	\$91,650.00	All contracts were executed prior to the start of the contract term. If they weren't, a retro-contract approval was obtained.	7/1/2015	6/30/2017	Hale Kipa, Inc.	Emergency shelter	Contract is monitored by reviewing quarterly reports submitted by the Provider and by visits to the program site by the program specialist.	Y	S
501	N	varies	M	\$34,840.00	\$30,030.00	All contracts were executed prior to the start of the contract term. If they weren't, a retro-contract approval was obtained.	7/1/2015	6/30/2017	Maui Youth & Family Services, Inc.	Emergency shelter	Contract is monitored by reviewing quarterly reports submitted by the Provider and by visits to the program site by the program specialist.	Y	S
501	N	varies	M	\$120,120.00	\$120,120.00	All contracts were executed prior to the start of the contract term. If they weren't, a retro-contract approval was obtained.	7/1/2015	6/30/2017	Salvation Army, The	Emergency shelter	Contract is monitored by reviewing quarterly reports submitted by the Provider and by visits to the program site by the program specialist.	Y	S

Active Contracts as of December 1, 2015

Prog ID	MOF	Amount	Frequency (M/A/O)	Max Value	Outstanding Balance	Date Executed	From	To	Entity	Contract Description	Explanation of How Contract is Monitored	POS Y/N	Category E/L/P/C/G/S
501	N	varies	M	\$277,400.00	\$243,400.00		7/1/2015	6/30/2017	Hale Opio Kauai, Inc.	Intensive independent living	Contract is monitored by reviewing quarterly reports submitted by the Provider and by visits to the program site by the program specialist.	Y	S
501	N	varies	M	\$277,400.00	\$268,280.00		7/1/2015	6/30/2017	Catholic Charities Hawaii	Intensive independent living	Contract is monitored by reviewing quarterly reports submitted by the Provider and by visits to the program site by the program specialist.	Y	S
501	N	varies	M	\$239,980.00	\$220,410.00		7/1/2015	6/30/2017	Maui Youth & Family Services, Inc.	Intensive independent living	Contract is monitored by reviewing quarterly reports submitted by the Provider and by visits to the program site by the program specialist.	Y	S
501	N	varies	M	\$138,700.00	\$138,700.00		7/1/2015	6/30/2017	Catholic Charities Hawaii	Intensive independent living	Contract is monitored by reviewing quarterly reports submitted by the Provider and by visits to the program site by the program specialist.	Y	S
501	N	varies	M	\$184,680.00	\$152,760.00		7/1/2015	6/30/2017	Hale Kipa, Inc.	Independent living	Contract is monitored by reviewing quarterly reports submitted by the Provider and by visits to the program site by the program specialist.	Y	S
501	N	varies	M	\$277,400.00	\$275,120.00		7/1/2015	6/30/2017	Child & Family Service	Independent living	Contract is monitored by reviewing quarterly reports submitted by the Provider and by visits to the program site by the program specialist.	Y	S

Active Contracts as of December 1, 2015

Prog ID	MOF	Amount	Frequency (M/A/O)	Max Value	Outstanding Balance	Date Executed	From	To	Entity	Contract Description	Explanation of How Contract is Monitored	POS Y/N	Category E/L/P/C/G/S
501	N	varies	M	\$138,700.00	\$138,700.00		7/1/2015	6/30/2017	Salvation Army, The	Independent living	Contract is monitored by reviewing quarterly reports submitted by the Provider and by visits to the program site by the program specialist.	Y	S
501	A	varies	M	\$175,000.00	\$175,000.00		10/1/2015	6/30/2017	Uhane Pohaku Na Moku O Hawaii, Inc.	Project-based cultural programs	Contract is monitored by reviewing quarterly reports submitted by the Provider and by visits to the program site by the program specialist.	Y	S
501	A	varies	M	\$61,875.00	\$61,875.00		10/1/2015	6/30/2017	Hale Opio Kauai, Inc.	Project-based cultural programs	Contract is monitored by reviewing quarterly reports submitted by the Provider and by visits to the program site by the program specialist.	Y	S
501	A	varies	M	\$75,625.00	\$75,625.00		10/1/2015	6/30/2017	Alu Like, Inc.	Project-based cultural programs	Contract is monitored by reviewing quarterly reports submitted by the Provider and by visits to the program site by the program specialist.	Y	S
501	A	varies	M	\$25,000.00	\$25,000.00		12/1/2015	11/30/2016	County of Kauai, Office of the Pros Attorney	Teen court	Contract is monitored by reviewing quarterly reports submitted by the Provider and by visits to the program site by the program specialist.	N	S
501	A	varies	M	\$1,250,000.00	\$500,000.00		7/1/2015	6/30/2017	Dept of Education *	REACH program	Contract is monitored by reviewing quarterly reports submitted by the Provider and by visits to the program site by the program specialist.	N	S

Active Contracts as of December 1, 2015

Prog ID	MOF	Amount	Frequency (M/A/O)	Max Value	Outstanding Balance	Date Executed	From	To	Entity	Contract Description	Explanation of How Contract is Monitored	POS Y/N	Category E/L/P/C/G/S
501	A	varies	M	\$40,000.00	\$29,904.00		12/8/2014	12/7/2015	Judiciary, First Circuit, Family Court	Incentive and ancillary services	Contract is monitored by reviewing quarterly reports submitted by the Provider and by visits to the program site by the program specialist.	N	G
501	A	varies	M	\$325,000.00	\$102,165.00		11/1/2014	10/31/2015	Dept of Health, CAMHD	Residential treatment services	Contract is monitored by reviewing quarterly reports submitted by the Provider and by visits to the program site by the program specialist.	N	S
501	A	varies	M	\$30,300.00	\$20,535.00		4/1/2015	3/31/2016	Judiciary, First Circuit, Family Court	Staff training on motivational interviewing	Contract is monitored by reviewing quarterly reports submitted by the Provider and by visits to the program site by the program specialist.	N	S
501	A	varies	M	\$500,000.00	\$500,000.00		6/1/2015	5/31/2016	Dept of Health, CAMHD	Treatment bed services	Contract is monitored by reviewing quarterly reports submitted by the Provider and by visits to the program site by the program specialist.	N	S
501	A	varies	M	\$215,000.00	\$215,000.00		6/26/2015	6/25/2016	Dept of Health, CAMHD	Project Kealahou	Contract is monitored by reviewing quarterly reports submitted by the Provider and by visits to the program site by the program specialist.	N	S
501	A	varies	M	\$65,000.00	UNKNOWN		7/1/2015	6/30/2016	Dept of the Attorney General	Investigator services	Contract is monitored by reviewing quarterly reports submitted by the Provider and by visits to the program site by the program specialist.	N	S
HMS 301	A	300,000	Quarterly	\$300,000.00	\$275,000.00	7/1/2015	7/1/2015	6/30/2016	Blueprint for Change	Neighborhood Place of Kauai	Monthly & Quarterly, along with work product.	Y	S
HMS 301	A	24,250	M	\$24,250.00	\$18,723.09	7/1/2015	7/1/2015	6/30/2016	Child & Family Services	Independent Living Program	Monthly & Quarterly, along with work product.	Y	S

Active Contracts as of December 1, 2015

Prog ID	MOF	Amount	Frequency (M/A/O)	Max Value	Outstanding Balance	Date Executed	From	To	Entity	Contract Description	Explanation of How Contract is Monitored	POS Y/N	Category E/L/P/C/G/S
HMS 301	N	23,000	M	\$23,000.00	\$19,059.06	7/1/2015	7/1/2015	6/30/2016	Child & Family Services	Independent Living Program	Monthly & Quarterly, along with work product.	Y	S
HMS 301	A	161,667	M	\$161,667.00	\$130,520.40	7/1/2015	7/1/2015	6/30/2016	Hale Kipa	Independent Living Program	Monthly & Quarterly, along with work product.	Y	S
HMS 301	N	327,000	M	\$327,000.00	\$282,602.98	7/1/2015	7/1/2015	6/30/2016	Hale Kipa	Independent Living Program	Monthly & Quarterly, along with work product.	Y	S
HMS 301	A	31,711	M	\$31,711.00	\$26,945.24	7/1/2015	7/1/2015	6/30/2016	Maui Youth & Family Support	Independent Living Program	Monthly & Quarterly, along with work product.	Y	S
HMS 301	N	50,000	M	\$50,000.00	\$36,823.87	7/1/2015	7/1/2015	6/30/2016	Maui Youth & Family Support	Independent Living Program	Monthly & Quarterly, along with work product.	Y	S
HMS 301	A	41,038	M	\$41,038.00	\$18,278.50	7/1/2015	7/1/2015	6/30/2016	Salvation Army	Independent Living Program	Monthly & Quarterly, along with work product.	Y	S
HMS 301	N	50,000	M	\$50,000.00	\$50,000.00	7/1/2015	7/1/2015	6/30/2016	Salvation Army	Independent Living Program	Monthly & Quarterly, along with work product.	Y	S
HMS 301	A	41,038	M	\$41,038.00	\$35,827.52	7/1/2015	7/1/2015	6/30/2016	Salvation Army	Independent Living Program	Monthly & Quarterly, along with work product.	Y	S
HMS 301	N	50,000	M	\$50,000.00	\$32,450.98	7/1/2015	7/1/2015	6/30/2016	Salvation Army	Independent Living Program	Monthly & Quarterly, along with work product.	Y	S
HMS 301	N	750,000	M	\$750,000.00	\$514,004.71	7/1/2015	7/1/2015	6/30/2016	Blue Print for Change	Neighborhood Places Services	Monthly & Quarterly, along with work product.	Y	S
HMS 301	N	178,086	M	\$178,086.00	\$123,574.21	7/1/2015	7/1/2015	6/30/2016	Neighborhood Place of Puna	Title IVB/2	Monthly & Quarterly, along with work product.	Y	S
HMS 301	A	426,130	M	\$426,130.00	\$319,597.51	7/1/2015	7/1/2015	6/30/2016	Catholic Charities	ICPC	Monthly & Quarterly, along with work product.	Y	S
HMS 301	A	75,000	M	\$75,000.00	\$0.00	7/1/2015	7/1/2015	6/30/2016	Random Moment Sampling	Random Moment Sampling	Monthly & Quarterly, along with work product.	Y	S
HMS 301	A	2,602,314	M	\$2,602,314.00	\$1,564,869.85	7/1/2015	7/1/2015	6/30/2016	Catholic Charities	CCSS/VCM	Monthly & Quarterly, along with work product. On site monitoring performed.	Y	S
HMS 301	N	3,246,292	M	\$3,246,292.00	\$2,211,220.37	7/1/2015	7/1/2015	6/30/2016	Catholic Charities	CCSS/VCM	Monthly & Quarterly, along with work product. On site monitoring performed.	Y	S
HMS 301	A	407,075	M	\$407,075.00	\$318,310.53	7/1/2015	7/1/2015	6/30/2016	Child & Family Services	CCSS/VCM	Monthly & Quarterly, along with work product. On site monitoring performed.	Y	S
HMS 301	N	192,000	M	\$192,000.00	\$189,933.04	7/1/2015	7/1/2015	6/30/2016	Child & Family Services	CCSS/VCM	Monthly & Quarterly, along with work product. On site monitoring performed.	Y	S

Active Contracts as of December 1, 2015

Prog ID	MOF	Amount	Frequency (M/A/O)	Max Value	Outstanding Balance	Date Executed	From	To	Entity	Contract Description	Explanation of How Contract is Monitored	POS Y/N	Category E/L/P/C/G/S
HMS 301	A	974,356	M	\$974,356.00	\$572,812.04	7/1/2015	7/1/2015	6/30/2016	PARENTS, Inc.	CCSS/VCM	Monthly & Quarterly, along with work product. On site monitoring performed.	Y	S
HMS 301	N	539,500	M	\$539,500.00	\$346,161.75	7/1/2015	7/1/2015	6/30/2016	PARENTS, Inc.	CCSS/VCM	Monthly & Quarterly, along with work product. On site monitoring performed.	Y	S
HMS 301	A	891,703	M	\$891,703.00	\$604,142.74	7/1/2015	7/1/2015	6/30/2016	Child & Family Services	CCSS/VCM	Monthly & Quarterly, along with work product. On site monitoring performed.	Y	S
HMS 301	N	475,000	M	\$475,000.00	\$331,560.53	7/1/2015	7/1/2015	6/30/2016	Child & Family Services	CCSS/VCM	Monthly & Quarterly, along with work product. On site monitoring performed.	Y	S
HMS 301	A	1,134,650	M	\$1,134,650.00	\$885,539.37	7/1/2015	7/1/2015	6/30/2016	Catholic Charities	CCSS/VCM/PPS	Monthly & Quarterly, along with work product. On site monitoring performed.	Y	S
HMS 301	N	245,181	M	\$356,292.00	\$301,690.66	7/1/2015	7/1/2015	6/30/2016	Catholic Charities	CCSS/VCM/PPS	Monthly & Quarterly, along with work product. On site monitoring performed.	Y	S
HMS 301	A	45,435	M	\$45,435.00	\$32,474.86	7/1/2015	7/1/2015	6/30/2016	Parents & Children Together	LISS	Monthly & Quarterly, along with work product.	Y	S
HMS 301	N	91,000	M	\$91,000.00	\$65,036.90	7/1/2015	7/1/2015	6/30/2016	Parents & Children Together	LISS	Monthly & Quarterly, along with work product.	Y	S
HMS 301	A	186,678	M	\$186,678.00	\$121,456.70	7/1/2015	7/1/2015	6/30/2016	Family Strengthening Services- WH	MISS	Monthly & Quarterly, along with work product.	Y	S
HMS 301	N	148,041	M	\$148,041.00	\$96,320.43	7/1/2015	7/1/2015	6/30/2016	Family Strengthening Services- WH	MISS	Monthly & Quarterly, along with work product.	Y	S
HMS 301	N	33,474	M	\$33,474.00	\$22,805.95	7/1/2015	7/1/2015	6/30/2016	Child & Family Services	FSS	Monthly & Quarterly, along with work product.	Y	S
HMS 301	N	126,526	M	\$126,526.00	\$86,202.60	7/1/2015	7/1/2015	6/30/2016	Child & Family Services	FSS	Monthly & Quarterly, along with work product.	Y	S
HMS 301	N	31,224	M	\$31,224.00	\$21,338.96	7/1/2015	7/1/2015	6/30/2016	Child & Family Services	FSS	Monthly & Quarterly, along with work product.	Y	S
HMS 301	N	103,776	M	\$103,776.00	\$70,922.16	7/1/2015	7/1/2015	6/30/2016	Child & Family Services	FSS	Monthly & Quarterly, along with work product.	Y	S
HMS 301	N	39,075	M	\$39,075.00	\$31,599.84	7/1/2015	7/1/2015	6/30/2016	Neighborhood Place of Puna	FSS	Monthly & Quarterly, along with work product.	Y	S
HMS 301	N	160,925	M	\$160,925.00	\$114,927.61	7/1/2015	7/1/2015	6/30/2016	Neighborhood Place of Puna	FSS	Monthly & Quarterly, along with work product.	Y	S

Active Contracts as of December 1, 2015

Prog ID	MOF	Amount	Frequency (M/A/O)	Max Value	Outstanding Balance	Date Executed	From	To	Entity	Contract Description	Explanation of How Contract is Monitored	POS Y/N	Category E/L/P/C/G/S
HMS 301	N	43,825	M	\$43,825.00	\$30,017.53	7/1/2015	7/1/2015	6/30/2016	Parents & Children Together	FSS	Monthly & Quarterly, along with work product.	Y	S
HMS 301	N	231,175	M	\$231,175.00	\$158,341.19	7/1/2015	7/1/2015	6/30/2016	Parents & Children Together	FSS	Monthly & Quarterly, along with work product.	Y	S
HMS 301	A	88,374	M	\$88,374.00	\$72,931.86	7/1/2015	7/1/2015	6/30/2016	Parents & Children Together	FSS	Monthly & Quarterly, along with work product.	Y	S
HMS 301	N	681,626	M	\$681,626.00	\$518,532.27	7/1/2015	7/1/2015	6/30/2016	Parents & Children Together	FSS	Monthly & Quarterly, along with work product.	Y	S
HMS 301	A	176,362	M	\$176,362.00	\$133,200.43	7/1/2015	7/1/2015	6/30/2016	Domestic Violence Action Center	Teen DV	Monthly & Quarterly, along with work product.	Y	S
HMS 301	N	112,756	M	\$112,756.00	\$85,160.86	7/1/2015	7/1/2015	6/30/2016	Domestic Violence Action Center	Teen DV	Monthly & Quarterly, along with work product.	Y	S
HMS 301	A	2,861,400	M	\$2,861,400.00	\$2,131,198.28	7/1/2015	7/1/2015	6/30/2016	EPIC Ohana Conference	Ohana Conference	Monthly & Quarterly, along with work product.	Y	S
HMS 301	N	695,000	M	\$695,000.00	\$517,667.90	7/1/2015	7/1/2015	6/30/2016	EPIC Ohana Conference	Ohana Conference	Monthly & Quarterly, along with work product.	Y	S
HMS 301	N	70,200	M	\$70,200.00	\$53,672.00	7/1/2015	7/1/2015	6/30/2016	Aloha House/MYFS	SAAMS	Monthly & Quarterly, along with work product.	Y	S
HMS 301	N	214,500	M	\$214,500.00	\$120,048.21	7/1/2015	7/1/2015	6/30/2016	Hina Mauka	SAAMS	Monthly & Quarterly, along with work product.	Y	S
HMS 301	N	59,000	M	\$59,000.00	\$37,003.00	7/1/2015	7/1/2015	6/30/2016	Lokahi Treatment Center	SAAMS	Monthly & Quarterly, along with work product.	Y	S
HMS 301	N	55,400	M	\$55,400.00	\$41,028.00	7/1/2015	7/1/2015	6/30/2016	Lokahi Treatment Center	SAAMS	Monthly & Quarterly, along with work product.	Y	S
HMS 301	N	28,108	M	\$28,108.00	\$29,854.00	7/1/2015	7/1/2015	6/30/2016	Women In Need	SAAMS	Monthly & Quarterly, along with work product.	Y	S
HMS 301	A	326,892	M	\$326,892.00	\$251,255.88	7/1/2015	7/1/2015	6/30/2016	Catholic Charities	ITSHCN AKA Hale Malama	Monthly & Quarterly, along with work product.	Y	S
HMS 301	N	77,218	M	\$77,218.00	\$62,668.10	7/1/2015	7/1/2015	6/30/2016	Catholic Charities	ITSHCN AKA Hale Malama	Monthly & Quarterly, along with work product.	Y	S
HMS 301	A	252,865	M	\$252,865.00	\$219,720.49	7/1/2015	7/1/2015	6/30/2016	Catholic Charities	SATS (Mod)	Monthly & Quarterly, along with work product.	Y	S
HMS 301	N	124,891	M	\$124,891.00	\$72,697.11	7/1/2015	7/1/2015	6/30/2016	Catholic Charities	SATS (Mod)	Monthly & Quarterly, along with work product.	Y	S
HMS 301	A	142,192	M	\$142,192.00	\$91,007.34	7/1/2015	7/1/2015	6/30/2016	Child & Family Services	SATS	Monthly & Quarterly, along with work product.	Y	S
HMS 301	N	70,228	M	\$70,228.00	\$44,949.16	7/1/2015	7/1/2015	6/30/2016	Child & Family Services	SATS	Monthly & Quarterly, along with work product.	Y	S
HMS 301	A	64,060	M	\$64,060.00	\$37,218.73	7/1/2015	7/1/2015	6/30/2016	Child & Family Services	SATS	Monthly & Quarterly, along with work product.	Y	S

Active Contracts as of December 1, 2015

Prog ID	MOF	Amount	Frequency (M/A/O)	Max Value	Outstanding Balance	Date Executed	From	To	Entity	Contract Description	Explanation of How Contract is Monitored	POS Y/N	Category E/L/P/C/G/S
HMS 301	N	31,640	M	\$31,640.00	\$18,383.77	7/1/2015	7/1/2015	6/30/2016	Child & Family Services	SATS	Monthly & Quarterly, along with work product.	Y	S
HMS 301	A	168,578	M	\$168,578.00	\$110,737.56	7/1/2015	7/1/2015	6/30/2016	Child & Family Services	SATS	Monthly & Quarterly, along with work product.	Y	S
HMS 301	N	83,260	M	\$83,260.00	\$54,694.04	7/1/2015	7/1/2015	6/30/2016	Child & Family Services	SATS	Monthly & Quarterly, along with work product.	Y	S
HMS 301	A	63,745	M	\$63,745.00	\$43,834.37	7/1/2015	7/1/2015	6/30/2016	Child & Family Services	SATS	Monthly & Quarterly, along with work product.	Y	S
HMS 301	N	31,485	M	\$31,485.00	\$21,651.63	7/1/2015	7/1/2015	6/30/2016	Child & Family Services	SATS	Monthly & Quarterly, along with work product.	Y	S
HMS 301	A	125,653	M	\$125,653.00	\$100,344.92	7/1/2015	7/1/2015	6/30/2016	YWCA of Kauai	SATS (Mod)	Monthly & Quarterly, along with work product.	Y	S
HMS 301	N	62,061	M	\$62,061.00	\$16,429.88	7/1/2015	7/1/2015	6/30/2016	YWCA of Kauai	SATS (Mod)	Monthly & Quarterly, along with work product.	Y	S
HMS 301	A	1,271,551	M	\$1,271,551.00	\$1,004,010.51	7/1/2015	7/1/2015	6/30/2016	KCPC	Psych Evals & MDT	Monthly & Quarterly, along with work product.	Y	S
HMS 301	N	842,010	M	\$842,010.00	\$740,149.17	7/1/2015	7/1/2015	6/30/2016	KCPC	Psych Evals & MDT	Monthly & Quarterly, along with work product.	Y	S
HMS 301	A	3,044,475	M	\$3,044,475.00	\$2,192,988.06	7/1/2015	7/1/2015	6/30/2016	PIDF	Hui	Monthly & Quarterly, along with work product.	Y	S
HMS 301	N	1,005,525	M	\$1,005,525.00	\$676,720.02	7/1/2015	7/1/2015	6/30/2016	PIDF	Hui	Monthly & Quarterly, along with work product.	Y	S
HMS 301	A	200,000	M	\$200,000.00	\$144,843.00	7/1/2015	7/1/2015	6/30/2016	LASH	DV-Legal Immigrants	Monthly & Quarterly, along with work product.	Y	S
HMS 301	A	100,000	M	\$100,000.00	\$78,087.00	7/1/2015	7/1/2015	6/30/2016	LASH	DV-Legal Shelters	Monthly & Quarterly, along with work product.	Y	S
HMS 301	A	300,000	M	\$300,000.00	\$180,533.72	7/1/2015	7/1/2015	6/30/2016	EPIC Ohana Inc.	HFY/YAAC	Monthly & Quarterly, along with work product.	Y	S
HMS 301	A	1,309,983	M	\$1,309,982.86	\$862,113.94	7/1/2015	7/1/2015	6/30/2016	UHMCC	CQI	Monthly & Quarterly, along with work product.	Y	S
HMS 301	N	604,357	M	\$604,357.14	\$604,357.00	7/1/2015	7/1/2015	6/30/2016	UHMCC	CQI	Monthly & Quarterly, along with work product.	Y	S
HMS 301	A	275,872	M	\$275,872.00	\$155,833.67	7/1/2015	7/1/2015	6/30/2016	UH Law School	UH Law	Monthly & Quarterly, along with work product.	Y	S
HMS 301	A	538,356	M	\$538,356.00	\$410,309.75	7/1/2015	7/1/2015	6/30/2016	Family Programs Hawaii	Receiving Home	Monthly & Quarterly, along with work product.	Y	S
HMS 301	N	250,000	M	\$250,000.00	\$243,667.17	7/1/2015	7/1/2015	6/30/2016	Family Programs Hawaii	Receiving Home	Monthly & Quarterly, along with work product.	Y	S
HMS 301	N	107,500	M	\$107,500.00	\$55,297.38	7/1/2015	7/1/2015	6/30/2016	Maui Co CJC	Children's Justice Center	Monthly & Quarterly, along with work product.	Y	S

Active Contracts as of December 1, 2015

Prog ID	MOF	Amount	Frequency (M/A/O)	Max Value	Outstanding Balance	Date Executed	From	To	Entity	Contract Description	Explanation of How Contract is Monitored	POS Y/N	Category E/L/P/C/G/S
HMS 301	N	58,500	M	\$82,000.00	\$81,454.33	7/1/2015	7/1/2015	6/30/2016	TSA-FIS WW	Women's Way	Monthly & Quarterly, along with work product.	Y	S
HMS 301	A	82,000	M	\$58,500.00	\$58,110.67	7/1/2015	7/1/2015	6/30/2016	TSA-FIS WW	Women's Way	Monthly & Quarterly, along with work product.	Y	S
HMS 301	A	38,280	M	\$38,280.00	\$14,997.49	7/1/2015	7/1/2015	6/30/2016	Child & Family Services	Imua Kakou	Monthly & Quarterly, along with work product.	Y	S
HMS 301	N	27,720	M	\$27,720.00	\$8,926.19	7/1/2015	7/1/2015	6/30/2016	Child & Family Services	Imua Kakou	Monthly & Quarterly, along with work product.	Y	S
HMS 301	A	285,111	M	\$285,111.40	\$195,796.55	7/1/2015	7/1/2015	6/30/2016	Hale Kipa	Imua Kakou	Monthly & Quarterly, along with work product.	Y	S
HMS 301	N	204,889	M	\$204,888.60	\$173,179.32	7/1/2015	7/1/2015	6/30/2016	Hale Kipa	Imua Kakou	Monthly & Quarterly, along with work product.	Y	S
HMS 301	A	47,560	M	\$47,560.00	\$25,474.67	7/1/2015	7/1/2015	6/30/2016	Maui Youth and Family Services	Imua Kakou	Monthly & Quarterly, along with work product.	Y	S
HMS 301	N	34,440	M	\$34,440.00	\$18,447.18	7/1/2015	7/1/2015	6/30/2016	Maui Youth and Family Services	Imua Kakou	Monthly & Quarterly, along with work product.	Y	S
HMS 301	A	89,030	M	\$89,030.00	\$78,434.93	7/1/2015	7/1/2015	6/30/2016	Salvation Army	Imua Kakou	Monthly & Quarterly, along with work product.	Y	S
HMS 301	N	64,470	M	\$64,470.00	\$38,195.44	7/1/2015	7/1/2015	6/30/2016	Salvation Army	Imua Kakou	Monthly & Quarterly, along with work product.	Y	S
HMS 301	A	38,280	M	\$38,280.00	\$34,437.24	7/1/2015	7/1/2015	6/30/2016	Salvation Army	Imua Kakou	Monthly & Quarterly, along with work product.	Y	S
HMS 301	N	27,720	M	\$27,720.00	\$12,853.88	7/1/2015	7/1/2015	6/30/2016	Salvation Army	Imua Kakou	Monthly & Quarterly, along with work product.	Y	S
HMS 301	N	544,541	M	\$544,541.00	\$458,037.06	7/1/2015	7/1/2015	6/30/2016	Parents and Children Together	Home Visiting Services	Monthly & Quarterly, along with work product.	Y	S
HMS 301	N	544,541	M	\$544,541.00	\$456,521.24	7/1/2015	7/1/2015	6/30/2016	Parents and Children Together	Home Visiting Services	Monthly & Quarterly, along with work product.	Y	S
HMS 301	N	544,541	M	\$544,541.00	\$426,109.19	7/1/2015	7/1/2015	6/30/2016	Child & Family Services	Home Visiting Services	Monthly & Quarterly, along with work product.	Y	S
HMS 301	N	346,957	M	\$346,957.00	\$320,950.48	7/1/2015	7/1/2015	6/30/2016	Child & Family Services	Home Visiting Services	Monthly & Quarterly, along with work product.	Y	S
HMS 301	N	199,404	M	\$199,404.00	\$165,572.00	7/1/2015	7/1/2015	6/30/2016	Family Support Services	Home Visiting Services	Monthly & Quarterly, along with work product.	Y	S
HMS 301	N	419,888	M	\$419,888.00	\$365,779.82	7/1/2015	7/1/2015	6/30/2016	Maui Family Support Services	Home Visiting Services	Monthly & Quarterly, along with work product.	Y	S
HMS 301	N	160,759	M	\$160,759.00	\$126,079.39	7/1/2015	7/1/2015	6/30/2016	Child & Family Services	Home Visiting Services	Monthly & Quarterly, along with work product.	Y	S
HMS 301	N	55,369	M	\$55,369.00	\$55,369.00	7/1/2015	7/1/2015	6/30/2016	Maui Family Support Services	Home Visiting Services	Monthly & Quarterly, along with work product.	Y	S

Active Contracts as of December 1, 2015

Prog ID	MOF	Amount	Frequency (M/A/O)	Max Value	Outstanding Balance	Date Executed	From	To	Entity	Contract Description	Explanation of How Contract is Monitored	POS Y/N	Category E/L/P/C/G/S
HMS 301	A	180,200	M	\$180,200.00	\$137,562.93	7/1/2015	7/1/2015	6/30/2016	Child & Family Services	DV Shelter	Monthly & Quarterly, along with work product.	Y	S
HMS 301	N	159,800	M	\$159,800.00	\$121,989.74	7/1/2015	7/1/2015	6/30/2016	Child & Family Services	DV Shelter	Monthly & Quarterly, along with work product.	Y	S
HMS 301	A	180,200	M	\$180,200.00	\$138,117.25	7/1/2015	7/1/2015	6/30/2016	Child & Family Services	DV Shelter	Monthly & Quarterly, along with work product.	Y	S
HMS 301	N	159,800	M	\$159,800.00	\$122,481.33	7/1/2015	7/1/2015	6/30/2016	Child & Family Services	DV Shelter	Monthly & Quarterly, along with work product.	Y	S
HMS 301	A	419,760	M	\$419,760.00	\$320,747.50	7/1/2015	7/1/2015	6/30/2016	Child & Family Services	DV Shelter	Monthly & Quarterly, along with work product.	Y	S
HMS 301	N	372,240	M	\$372,240.00	\$284,436.45	7/1/2015	7/1/2015	6/30/2016	Child & Family Services	DV Shelter	Monthly & Quarterly, along with work product.	Y	S
HMS 301	A	94,340	M	\$94,340.00	\$74,280.38	7/1/2015	7/1/2015	6/30/2016	Maui Community Svs Council	DV Shelter	Monthly & Quarterly, along with work product.	Y	S
HMS 301	N	83,660	M	\$83,660.00	\$92,985.05	7/1/2015	7/1/2015	6/30/2016	Maui Community Svs Council	DV Shelter	Monthly & Quarterly, along with work product.	Y	S
HMS 301	A	201,400	M	\$201,400.00	\$121,022.64	7/1/2015	7/1/2015	6/30/2016	Parents and Children Together	DV Shelter	Monthly & Quarterly, along with work product.	Y	S
HMS 301	N	178,600	M	\$178,600.00	\$82,012.00	7/1/2015	7/1/2015	6/30/2016	Parents and Children Together	DV Shelter	Monthly & Quarterly, along with work product.	Y	S
HMS 301	A	108,790	M	\$108,789.92	\$81,706.39	7/1/2015	7/1/2015	6/30/2016	Windward Spouse Abuse Shelter	DV Shelter	Monthly & Quarterly, along with work product.	Y	S
HMS 301	N	96,474	M	\$96,474.08	\$72,456.61	7/1/2015	7/1/2015	6/30/2016	Windward Spouse Abuse Shelter	DV Shelter	Monthly & Quarterly, along with work product.	Y	S
HMS 301	A	235,831	M	\$235,830.92	\$175,266.77	7/1/2015	7/1/2015	6/30/2016	Women Helping Women	DV Shelter	Monthly & Quarterly, along with work product.	Y	S
HMS 301	N	209,133	M	\$209,133.08	\$155,425.23	7/1/2015	7/1/2015	6/30/2016	Women Helping Women	DV Shelter	Monthly & Quarterly, along with work product.	Y	S
HMS 301	A	165,360	M	\$165,360.00	\$165,360.00	7/1/2015	7/1/2015	6/30/2016	YWCA of Kauai	DV Shelter	Monthly & Quarterly, along with work product.	Y	S
HMS 301	N	146,640	M	\$146,640.00	\$146,640.00	7/1/2015	7/1/2015	6/30/2016	YWCA of Kauai	DV Shelter	Monthly & Quarterly, along with work product.	Y	S
HMS 301	A	374,000	M	\$374,000.00	\$221,127.50	7/1/2015	7/1/2015	6/30/2016	COYSA	On-Call Shelter	Monthly & Quarterly, along with work product.	Y	S
HMS 301	N	66,000	M	\$66,000.00	\$39,022.50	7/1/2015	7/1/2015	6/30/2016	COYSA	On-Call Shelter	Monthly & Quarterly, along with work product.	Y	S
HMS 301	A	603,500	M	\$603,500.00	\$348,823.00	7/1/2015	7/1/2015	6/30/2016	Hale Kipa	On-Call Shelter	Monthly & Quarterly, along with work product.	Y	S
HMS 301	N	106,500	M	\$106,500.00	\$61,707.00	7/1/2015	7/1/2015	6/30/2016	Hale Kipa	On-Call Shelter	Monthly & Quarterly, along with work product.	Y	S

Active Contracts as of December 1, 2015

Prog ID	MOF	Amount	Frequency (M/A/O)	Max Value	Outstanding Balance	Date Executed	From	To	Entity	Contract Description	Explanation of How Contract is Monitored	POS Y/N	Category E/L/P/C/G/S
HMS 301	A	114,750	M	\$114,750.00	\$182,274.00	7/1/2015	7/1/2015	6/30/2016	Salvation Army	On-Call Shelter	Monthly & Quarterly, along with work product.	Y	S
HMS 301	N	20,250	M	\$20,250.00	\$32,166.00	7/1/2015	7/1/2015	6/30/2016	Salvation Army	On-Call Shelter	Monthly & Quarterly, along with work product.	Y	S
HMS 301	A	57,800	M	\$57,800.00	\$83,087.50	7/1/2015	7/1/2015	6/30/2016	Salvation Army	On-Call Shelter	Monthly & Quarterly, along with work product.	Y	S
HMS 301	N	10,200	M	\$10,200.00	\$14,662.50	7/1/2015	7/1/2015	6/30/2016	Salvation Army	On-Call Shelter	Monthly & Quarterly, along with work product.	Y	S
HMS 301	A	1,700	M	\$1,700.00	\$1,445.00	7/1/2015	7/1/2015	6/30/2016	Maui Youth & Family Services	On-Call Shelter	Monthly & Quarterly, along with work product.	Y	S
HMS 301	N	300	M	\$300.00	\$255.00	7/1/2015	7/1/2015	6/30/2016	Maui Youth & Family Services	On-Call Shelter	Monthly & Quarterly, along with work product.	Y	S
HMS 301	A	25,500	M	\$25,500.00	\$40,990.75	7/1/2015	7/1/2015	6/30/2016	Hale Opio	On-Call Shelter	Monthly & Quarterly, along with work product.	Y	S
HMS 301	N	4,500	M	\$4,500.00	\$7,234.25	7/1/2015	7/1/2015	6/30/2016	Hale Opio	On-Call Shelter	Monthly & Quarterly, along with work product.	Y	S
HMS 301	A	205,000	M	\$205,000.00	\$129,015.99	7/1/2015	7/1/2015	6/30/2016	Parents and Children Together	DV-Fam	Monthly & Quarterly, along with work product.	Y	S
HMS 301	A	350,000	M	\$350,000.00	\$228,078.10	7/1/2015	7/1/2015	6/30/2016	Child & Family Services	DV-Fam	Monthly & Quarterly, along with work product.	Y	S
HMS 301	A	220,000	M	\$220,000.00	\$183,340.00	7/1/2015	7/1/2015	6/30/2016	Child & Family Services	DV-Fam	Monthly & Quarterly, along with work product.	Y	S
HMS 301	A	281,000	M	\$281,000.00	\$174,201.28	7/1/2015	7/1/2015	6/30/2016	Parents and Children Together	DV-Fam	Monthly & Quarterly, along with work product.	Y	S
HMS 301	A	50,000	M	\$50,000.00	\$38,375.14	7/1/2015	7/1/2015	6/30/2016	Parents and Children Together	DV-Fam	Monthly & Quarterly, along with work product.	Y	S
HMS 301	A	293,000	M	\$293,000.00	\$197,075.00	7/1/2015	7/1/2015	6/30/2016	Parents and Children Together	DV-Fam	Monthly & Quarterly, along with work product.	Y	S
HMS 301	A	120,000	M	\$120,000.00	\$93,737.50	7/1/2015	7/1/2015	6/30/2016	Child & Family Services	DV-Fam	Monthly & Quarterly, along with work product.	Y	S
HMS 301	A	185,000	M	\$185,000.00	\$154,162.50	7/1/2015	7/1/2015	6/30/2016	Child & Family Services	DV-Fam	Monthly & Quarterly, along with work product.	Y	S
HMS 301	A	50,000	M	\$50,000.00	\$37,860.00	7/1/2015	7/1/2015	6/30/2016	Child & Family Services	DV-Fam	Monthly & Quarterly, along with work product.	Y	S
HMS 301	A	30,000	M	\$30,000.00	\$15,000.00	7/1/2015	7/1/2015	6/30/2016	Judge Amano	Facilitator	Monthly & Quarterly, along with work product.	Y	S
HMS 301	A	25,000	M	\$25,000.00	\$16,342.75	7/1/2015	7/1/2015	6/30/2016	Dr. Kim Payton	Strengthening CWS	Monthly & Quarterly, along with work product.	Y	S
HMS 301	N	66,000	M	\$66,000.00	\$39,213.50	7/1/2015	7/1/2015	6/30/2016	Fieldprint	Fingerprinting	Monthly & Quarterly, along with work product.	Y	S

Active Contracts as of December 1, 2015

Prog ID	MOF	Amount	Frequency (M/A/O)	Max Value	Outstanding Balance	Date Executed	From	To	Entity	Contract Description	Explanation of How Contract is Monitored	POS Y/N	Category E/L/P/C/G/S
HMS 301	A	500,000	M	\$500,000.00	\$217,127.95	7/1/2015	7/1/2015	6/30/2016	EPIC	Family Wrap	Monthly & Quarterly, along with work product.	Y	S
HMS 301	A	87,200	M	\$87,200.00	\$77,094.90	7/1/2015	7/1/2015	6/30/2016	Institute for Family Development	Homebuilders Training Consultation and Technical Assistance	Monthly & Quarterly, along with work product.	Y	S
HMS 301	A	60,000	M	\$60,000.00	\$77,094.90	7/1/2015	7/1/2015	6/30/2016	Institute for Family Development	Homebuilders Training Consultation and Technical Assistance	Monthly & Quarterly, along with work product.	Y	S
HMS 301	A	70,000	M	\$70,000.00	\$51,596.01	7/1/2015	7/1/2015	6/30/2016	Kalai Hawaii	Cultural Training	Monthly & Quarterly, along with work product.	Y	S
HMS601	A	\$57,824 Yearly \$4,819 Monthly	M	\$57,824.00	\$38,549.32	6/30/2015	7/1/15	6/30/16	Community Ties of America	Establishes the curriculum requirements for state certification of nurse aide training programs and state approval for Federal Recertification Training Programs. Requirements of the training are mandated by Federal and State law	Monthly invoices/expenditure reports/ Quarterly reports along with work product	Y	S
HMS601	N	\$57,824 Yearly \$4,819 Monthly	M	\$57,824.00	\$48,186.66	6/30/2015	7/1/15	6/30/16	Community Ties of America	Establishes the curriculum requirements for state certification of nurse aide training programs and state approval for Federal Recertification Training Programs. Requirements of the training are mandated by Federal and State law	Monthly invoices/expenditure reports/ Quarterly reports along with work product	Y	S

(A) Act/Year	(B) Dept	(C) ProgID	(D) SeqNo	(E) Budget Worksheet Description	(F) Budget Worksheet Comments	(G) MOF	FY16 Appropriation			Amount used as of November 30, 2015			
							(H) Temp Pos.	(I) Perm. Pos.	(J) Amount	(K) Temp Pos.	(L) Perm. Pos.	(M) Amount	(N) Department Comments
Act119/15	HMS	HMS204	210001	GOVERNOR'S MESSAGE (2/10/15): ADD FUNDS FOR GENERAL ASSISTANCE PAYMENTS (HMS204/PD).	LEGISLATURE CONCURS. DETAIL OF GOVERNOR'S REQUEST: GENERAL ASSISTANCE PAYMENTS (2,600,000)	A		-	\$ 2,600,000.00			\$2,600,000.00	None
Act119/15	HMS	HMS220	210001	GOVERNOR'S MESSAGE (2/10/15): ADD FUNDS FOR STATE FAMILY AND STATE ELDERLY HOUSING FACILITIES (HMS220/RH).	LEGISLATURE DOES NOT CONCUR. REDUCE 3,000,000 IN FY17. DETAIL OF ADJUSTED GOVERNOR'S REQUEST: STATE HOUSING SUBSIDY (FY16: 3,000,000)	A		-	\$ 3,000,000.00				None
Act119/15	HMS	HMS224	210001	GOVERNOR'S MESSAGE (2/10/15): ADD FUNDS FOR THE HOUSING FIRST PROGRAM (HMS224/HS).	LEGISLATURE DOES NOT CONCUR. REDUCE 500,000 IN FY16 AND 2,000,000 IN FY17. DETAIL OF ADJUSTED GOVERNOR'S REQUEST: HOUSING FIRST (FY16: 1,500,000)	A		-	\$ 1,500,000.00				\$1,250,000 has not been contracted out yet for Oahu, contracts are currently being funded with SFY15 funds that will expire by 6/2016. \$250,000 is to be contracted out to Neighbor Islands. Expect contracts in January 2016.
Act119/15	HMS	HMS224	2000001	LEGISLATIVE ADJUSTMENT: ADD (2) POSITIONS AND FUNDS FOR HOMELESS SERVICES (HMS224).	DETAIL OF LEGISLATIVE ADJUSTMENT: (2) PROGRAM SPECIALIST IV SR22 (FY16: 23,500; FY17: 47,000 EACH) 6-MONTH DELAY IN HIRE.	A		2.00	\$ 47,000.00		1	\$3,950.00	1 new hire effective November 2, 2015 - Salary \$3950. 2nd hire pending new list.
Act119/15	HMS	HMS224	4000001	LEGISLATIVE ADJUSTMENT: ADD FUNDS FOR OTHER CURRENT EXPENSES AND EQUIPMENT AS A GRANT PURSUANT TO CHAPTER 42F, HAWAII REVISED STATUTES, TO FAMILY PROMISE OF HAWAII.		A		-	\$ 55,082.00				GIA - No request for release of funds has been submitted thus far.
Act119/15	HMS	HMS224	4001001	LEGISLATIVE ADJUSTMENT: ADD FUNDS FOR OTHER CURRENT EXPENSES AND EQUIPMENT AS A GRANT PURSUANT TO CHAPTER 42F, HAWAII REVISED STATUTES, TO KAUAI ECONOMIC OPPORTUNITY INCORPORATED.		A		-	\$ 156,765.00				GIA - No request for release of funds has been submitted thus far.
Act119/15	HMS	HMS301	4000001	LEGISLATIVE ADJUSTMENT: ADD FUNDS FOR OTHER CURRENT EXPENSES AS A GRANT PURSUANT TO CHAPTER 42F, HAWAII REVISED STATUTES, TO FAMILY PROGRAMS HAWAII.		A		-	\$ 100,000.00				Funds for FY 2016 will not be requested until January 2016.
Act119/15	HMS	HMS302	4000001	LEGISLATIVE ADJUSTMENT: ADD FUNDS FOR OTHER CURRENT EXPENSES AND EQUIPMENT AS A GRANT PURSUANT TO CHAPTER 42F, HAWAII REVISED STATUTES, TO PARTNERS IN DEVELOPMENT FOUNDATION.		A		-	\$ 80,000.00				GIA - No request for release of funds has been submitted thus far.

(A) Act/Year	(B) Dept	(C) ProgID	(D) SeqNo	(E) Budget Worksheet Description	(F) Budget Worksheet Comments	(G) MOF	FY16 Appropriation			Amount used as of November 30, 2015			
							(H) Temp Pos.	(I) Perm. Pos.	(J) Amount	(K) Temp Pos.	(L) Perm. Pos.	(M) Amount	(N) Department Comments
Act119/15	HMS	HMS401	210002	GOVERNOR'S MESSAGE (2/10/15): ADD FUNDS FOR MEDICAID RECIPIENTS THROUGH AGE 6 WITH AUTISM SPECTRUM DISORDERS (HMS401/PE).	LEGISLATURE DOES NOT CONCUR. REDUCE 3,089,820A AND 3,510,180N IN FY16 AND 5,522,400A AND 6,477,600N IN FY17. DETAIL OF ADJUSTED GOVERNOR'S REQUEST: AUTISM (FY16: 2,485,080A/2,914,920N)	A		-	\$ 2,485,080.00			\$ 2,078,925	None
Act119/15	HMS	HMS401	210003	GOVERNOR'S MESSAGE (2/10/15): ADD FUNDS FOR MEDICAID RECIPIENTS WITH CHRONIC HEPATITIS C VIRUS INFECTIONS (HMS401/PE).	LEGISLATURE DOES NOT CONCUR. REDUCE 5,008,100A AND 5,608,154N IN FY16 AND 12,885,600A AND 15,114,400N IN FY17. DETAIL OF ADJUSTED GOVERNOR'S REQUEST: PRESCRIPTION DRUGS (FY16: 8,000,000A/9,383,746N)	A		-	\$ 8,000,000.00			\$ 3,655,290	None
Act119/15	HMS	HMS501	210002	GOVERNOR'S MESSAGE (2/10/15): ADD FUNDS FOR THE RESOURCES FOR ENRICHMENT, ATHLETICS, CULTURE AND HEALTH INITIATIVE (HMS501/YA).	LEGISLATURE DOES NOT CONCUR. REDUCE 1,062,250 IN FY16 AND 1,347,750 IN FY17. DETAIL OF ADJUSTED GOVERNOR'S REQUEST: PROGRAMMATIC COSTS FOR DEPARTMENT OF EDUCATION MIDDLE/INTERMEDIATE SCHOOLS AFTER-SCHOOL PROGRAMS (FY16: 250,000)	A		-	\$ 250,000.00			\$ 250,000.00	Additional funds to recurring \$500,000 awarded in Act 122, 2014 SLH. Total of \$750,000 were paid to DOE by journal voucher in August 2015.
Act119/15	HMS	HMS501	1000001	LEGISLATIVE ADJUSTMENT: ADD FUNDS FOR WRAP SERVICES (HMS501/YA).	DETAIL OF LEGISLATIVE ADJUSTMENT: WRAP SERVICES (164,268)	A		-	\$ 164,268.00			\$ -	Contract awarded to Hale Kipa, Inc. for \$425,000 for the period Feb 1, 2016 through June 30, 2017.
Act119/15	HMS	HMS601	1000001	LEGISLATIVE ADJUSTMENT: ADD (3) POSITIONS AND FUNDS TO ADULT PROTECTIVE AND COMMUNITY SERVICES (HMS601).	DETAIL OF LEGISLATIVE ADJUSTMENT: (1) ADULT PROTECTIVE SERVICES SPECIALIST (0.50A/0.50N; 36,637A/37,126N) (1) ADULT PROTECTIVE SERVICES SPECIALIST (0.50A/0.50N; 32,580A/33,014N) (1) SOCIAL SERVICES AID III (0.48A/0.52N; 15,020A/16,234N)	A		1.48	\$ 84,237.00				Funds for FY 2016 have not been spent yet. Recruiting for positions.
Act119/15	HMS	HMS601	4000001	LEGISLATIVE ADJUSTMENT: ADD FUNDS FOR OTHER CURRENT EXPENSES AND EQUIPMENT AS A GRANT PURSUANT TO CHAPTER 42F, HAWAII REVISED STATUTES, TO HALE MAHAOLU.		A		-	\$ 200,000.00				Funds for FY 2016 will not be requested until January 2016.
Act119/15	HMS	HMS601	4001001	LEGISLATIVE ADJUSTMENT: ADD FUNDS FOR OTHER CURRENT EXPENSES AS A GRANT PURSUANT TO CHAPTER 42F, HAWAII REVISED STATUTES, TO HAWAII HOMEOWNERSHIP CENTER.		A		-	\$ 175,000.00				Funds for FY 2016 will not be requested until January 2016.

(A) Act/Year	(B) Dept	(C) ProgID	(D) SeqNo	(E) Budget Worksheet Description	(F) Budget Worksheet Comments	(G) MOF	FY16 Appropriation			Amount used as of November 30, 2015			
							(H) Temp Pos.	(I) Perm. Pos.	(J) Amount	(K) Temp Pos.	(L) Perm. Pos.	(M) Amount	(N) Department Comments
Act119/15	HMS	HMS802	2000001	LEGISLATIVE ADJUSTMENT: ADD FUNDS FOR INTERPRETER REFERRAL SERVICE FOR DEAF, HARD OF HEARING, OR DEAF-BLIND (HMS802).	DETAIL OF LEGISLATIVE ADJUSTMENT: CONTRACT SERVICES (90,000)	A		-	\$ 90,000.00				Current contract for Interpreter Referral services utilizes encumbered funds from SFY15. New contract will utilize SFY16 legislative funds.
Act119/15	HMS	HMS802	4000001	LEGISLATIVE ADJUSTMENT: ADD FUNDS FOR OTHER CURRENT EXPENSES AND EQUIPMENT AS A GRANT PURSUANT TO CHAPTER 42F, HAWAII REVISED STATUTES, TO WINNERS AT WORK, INC.		A		-	\$ 43,352.00				VR is awaiting Governor's approval to release GIA funds.
Act119/15	HMS	HMS903	210001	GOVERNOR'S MESSAGE (2/10/15): ADD (3) TEMPORARY POSITIONS AND FUNDS FOR THE NEW BENEFIT, EMPLOYMENT AND SUPPORT SERVICES DIVISION ELIGIBILITY SYSTEM (HMS903/FA).	LEGISLATURE DOES NOT CONCUR. REDUCE (3) TEMPORARY POSITIONS AND 98,060A AND 185,605N IN EACH FY. DETAIL OF ADJUSTED GOVERNOR'S REQUEST: PERSONAL SERVICES FOR (1) TEMPORARY ELIGIBILITY SYSTEM PROJECT MANAGER (#121063; 10,064A/9,404N) PERSONAL SERVICES FOR (2) TEMPORARY ELIGIBILITY SYSTEM PROJECT MANAGER (#121177, #121176; 9,550A/8,470N EACH) FRINGE BENEFITS (20,822) \$29,164A AND \$40,043N NON-RECURRING.	A	-	-	\$ 29,164.00			\$29,164.00	None
Act119/15	HMS	HMS903	210002	GOVERNOR'S MESSAGE (2/10/15): ADD FUNDS FOR MEDICAL ASSESSMENT SERVICES (HMS903/FA).	LEGISLATURE DOES NOT CONCUR. REDUCE 500,000 IN FY16 AND 1,000,000 IN FY17. DETAIL OF ADJUSTED GOVERNOR'S REQUEST: MEDICAL ASSESSMENT CONTRACT (FY16: 500,000)	A		-	\$ 500,000.00			\$500,000.00	None
Act119/15	HMS	HMS903	210003	GOVERNOR'S MESSAGE (2/10/15): ADD FUNDS FOR THE TEMPORARY ASSISTANCE FOR NEEDY FAMILIES WORK PROGRAM AND CONTRACTED SERVICES FOR ELIGIBLE FAMILIES (HMS903/FA).	LEGISLATURE DOES NOT CONCUR. REDUCE 3,193,000A IN FY16, 2,592,000A AND 155,000N IN FY17. DETAIL OF ADJUSTED GOVERNOR'S REQUEST: TEMPORARY ASSISTANCE FOR NEEDY FAMILIES WORK PROGRAM AND CONTRACTED SERVICES FOR ELIGIBLE FAMILIES (FY16: 500,000A) UNITED PEER LEARNING AND INTEGRATING NEW KNOWLEDGE PROGRAM (FY16: 185,000N)	A		-	\$ 500,000.00				Pending billing from Department of Education.

Department of Human Services
Capital Improvements Program (CIP) Requests

Table 22

<u>Prog ID</u>	<u>Prog ID</u> <u>Priority</u>	<u>Dept-</u> <u>Wide</u> <u>Priority</u>	<u>Senate</u> <u>District</u>	<u>Rep.</u> <u>District</u>	<u>Project Title</u>	<u>MOF</u>	<u>FY17 \$\$\$</u>
					NONE		

Department of Human Services
CIP Lapses

Table 23

<u>Prog ID</u>	<u>Act/Year of Appropriation</u>	<u>Project Title</u>	<u>MOF</u>	<u>Amount \$\$\$\$</u>	<u>Reason</u>
HMS 904	Act 122	Modernization of Public Assistance Eligibility Systems	C	\$0.00	We do not intend to lapse any CIP Funds allocated to DHS. We are in the process to release a number of bids which should encumber all of the funds. We have also submitted a request, through the budget request process, to extend the funding in case of any unexpected situation which may delay the encumbrance.
HMS 904	Act 122	Modernization of Public Assistance Eligibility Systems	N	\$0.00	We do not intend to lapse any CIP Funds allocated to DHS. We are in the process to release a number of bids which should encumber all of the funds. We have also submitted a request, through the budget request process, to extend the funding in case of any unexpected situation which may delay the encumbrance.

Department of Human Services
Division Resources

Table 24

<u>Division</u>	<u>Associated Program IDs</u>		
Benefit, Employment & Support Services (BESSD)	HMS 202	PB	Aged, Blind and Disabled Payments
	HMS 204	PD	General Assistance Payments
	HMS 206	PF	Federal Assistance Payments
	HMS 211	PA/PC	Cash Support for Families-Self-Sufficiency
	HMS 224	HS	Homeless Services
	HMS 236	LC	Case Management for Self-Sufficiency
	HMS 237	NA	Employment and Training
	HMS 302	DA	General Support for Child Care
	HMS 305	PK	Cash Support for Child Care
	HMS 903	FA	General Support for Self-Sufficiency Services
Social Services (SSD)	HMS 301	SA	Child Protective Services
	HMS 303	WP	Child Protective Services Payments
	HMS 601	TA	Adult and Community Care Services
	HMS 605	PI	Community-Based Residential Support
	HMS 901	MA	General Support for Social Services
Med-QUEST (MQD)	HMS 401	PE	Health Care Payments
	HMS 902	IA	General Support for Health Care Payments
Vocational Rehabilitation (VR)	HMS 238	GB	Disability Determination
	HMS 802	GA	Vocational Rehabilitation

Department of Human Services
Division Resources

Table 24

<u>Division</u>	<u>Associated Program IDs</u>		
Hawaii Public Housing Authority Administration (HPHA)	HMS 220	RH	Rental Housing Services
	HMS 222	RA	Rental Assistance Services
	HMS 229	HA	Hawaii Public Housing Authority Administration
Office of Youth Services (OYS)	HMS 501	YA	In-Community Youth Programs
	HMS 502	YB	Hawaii Youth Correctional Facility (HYCF)
Commission on the Status of Women (CSW)	HMS 888	CW	Commission on the Status of Women
General Administration (DHS)	HMS 904	AA	General Administration (DHS)

Department of Human Services
 Program ID Sub-Organizations

Table 25

<u>Program ID</u>	<u>Sub-Org Code</u>	<u>Name</u>	<u>Objective</u>
HMS 211	PA	Cash Support for Families - Self-Sufficiency - Temporary Assistance for Needy Families (TANF)	To provide financial support to families with children through direct monetary payments for food, clothing, shelter and other essentials until the family expands their capacity for self-sufficiency or until minor children attain the age of majority.
HMS 211	PC	Cash Support for Families - Self-Sufficiency - Temporary Assistance to Other Needy Families (TAONF)	To provide financial support to families with children containing at least one non-U.S. citizen member through direct monetary payments for food, clothing, shelter and other essentials until the family expands their capacity for self-sufficiency or until minor children attain the age of majority.

**INTERNAL
COMMUNICATION FORM
DEPARTMENT OF HUMAN SERVICES**

Subject: JUNE 30, 2015 DHS PLAN OF ORGANIZATION

Originator: K. Nagai x64869

To: SOs, DAs, OYS, HPHA, HSCSW, **From:** BPMO
CoF


Date: 09-18-2015 **Memo No. 1**

The Department of Budget and Finance (B&F) acknowledged the June 30, 2015 Plan of Organization (PoO) for the Department of Human Services, effective September 2, 2015.

The June 30, 2015 DHS PoO shall be distributed via Compact Disk (CD); containing an electronic version of the entire DHS. For your convenience, an electronic read-only file shall also be available on the DHS network Q:\DHS-PLAN OF ORGANIZATION.

Should your organization need to print selected parts of the PoO and are experiencing difficulty, please contact the Program and Management Evaluation Staff (PME) for assistance. Please disseminate through your division, staff office, or administratively attached chain of command accordingly. Should your subordinate organizational segment(s) require their own copy of the June 30, 2015 DHS PoO, please send a blank CD along with a written request. The PME shall reproduce the PoO upon request.

Please direct your questions or comments to Mr. Keith Nagai, PME Supervisor at 586-4869.


BPMO

Attachment

c: DIR w/o attachment

15 0550

DAVID Y. IGE
GOVERNOR



WESLEY K. MACHIDA
DIRECTOR

RODERICK K. BECKER
DEPUTY DIRECTOR

STATE OF HAWAII
DEPARTMENT OF BUDGET AND FINANCE
P.O. BOX 150
HONOLULU, HAWAII 96810-0150

EMPLOYEES' RETIREMENT SYSTEM
HAWAII EMPLOYER-UNION HEALTH BENEFITS TRUST FUND
OFFICE OF THE PUBLIC DEFENDER

ADMINISTRATIVE AND RESEARCH OFFICE
BUDGET, PROGRAM PLANNING AND
MANAGEMENT DIVISION
FINANCIAL ADMINISTRATION DIVISION
OFFICE OF FEDERAL AWARDS MANAGEMENT (OFAM)

September 2, 2015

TO: The Honorable David Y. Ige
Governor of Hawaii

FROM: Wesley K. Machida
Director of Finance

SUBJECT: Acknowledgement of Department of Human Services Updated
Organization Charts and Functional Statements

The updated organization charts and functional statements for the Department of Human Services have been reviewed and acknowledged in accordance with Executive Memorandum No. 15-02, dated July 27, 2015, *Annual Review and Update of Departmental Organization and Position Organization Charts and Functional Statements*. The update reflects the 2014 approved annual update as amended by subsequent approved delegated and non-delegated changes as of June 30, 2015.

One set is enclosed for your information and files.

Enclosures

- c: Honorable Shan S. Tsutsui
- Honorable James K. Nishimoto
- Honorable Rachael Wong (without enclosure)

14:08 226 11 7 01



STATE OF HAWAII
DEPARTMENT OF HUMAN SERVICES

Office of the Director
P. O. Box 339
Honolulu, Hawaii 96809-0339

August 14, 2015

MEMORANDUM

TO: The Honorable Wesley K. Machida, Director
Department of Budget and Finance

FROM: Rachael Wong, DrPH, Director [REDACTED]
Department of Human Services [REDACTED]

SUBJECT: Annual Review and Update of Departmental Organization and Position
Organization Charts and Functional Statements

The Department of Human Services (DHS) respectfully submits two (2) paper copies and a CD containing the electronic copy in PDF format of its Plan of Organization, pursuant to Executive Memorandum 15-02; consisting of organization charts, position organization charts, and functional statements as of June 30, 2015.

This past fiscal year, the DHS experienced a series of legislative as well as administrative decisions that impacted its organization structure. Therefore, to accurately reflect the DHS' structure, this year's submittal contains all authorized positions in accordance with Administrative Directive No. 95-06, Interim Policy and Procedures for Effecting Changes in Organization, dated July 28, 1995 and Administrative Directive 90-01, dated January 26, 1990. You will find that positions with its titles marked with the following marking indicate its status as of June 30, 2015. Position titles marked with a (+) represents positions that were vacant and abolished and position titles marked with a (TBE) represent positions currently authorized and yet to be established.

The DHS completed no non-delegated reorganizations in state fiscal year 2015 (SFY 2015).

The DHS awaits your department's notification of acknowledgement of this submittal prior to making this information accessible to its organization segments.

Please direct any questions or comments relating to this annual update submittal to Ms. Susan Fernandez at SFernandez@dhs.hawaii.gov or 586-5120.

Enclosure



EXECUTIVE CHAMBERS

HONOLULU

DAVID Y. IGE
GOVERNOR

July 27, 2015

EXECUTIVE MEMORANDUM

MEMO NO. 15-02

TO: All Department Heads

SUBJECT: Annual Review and Update of Departmental Organization and Position
Organization Charts and Functional Statements

Your cooperation in the annual review and update of your department's organization in conjunction with Administrative Directive No. 95-06 is requested.

Two paper copies and a CD of the electronic copy in PDF format of all current updated organization and position organization charts and functional statements should be submitted to the Budget, Program Planning and Management Division, Department of Budget and Finance (B&F), no later than August 31, 2015. All delegated and non-delegated organizational changes authorized **as of June 30, 2015**, must be included in the update. Instructions for the updates are similar to those issued in Executive Memorandum No. 98-05 (July 1, 1998).

The update should reflect your **2015 approved annual update as amended by subsequent approved delegated and non-delegated changes as of June 30, 2015**. The update should not include any change that has not been approved or acknowledged, such as: 1) proposed reorganizations that are pending review; or 2) organizational structures which the department may have informally instituted. The annual update shall not be used as a means to validate current or proposed organizational structures which have not been approved.

Questions or requests for copies of specific instructions may be directed to the B&F analyst assigned to your department. B&F should be notified if you are unable to meet the due date.


DAVID Y. IGE
Governor, State of Hawaii

STATE OF HAWAII
DEPARTMENT OF HUMAN SERVICES



**FUNCTIONAL STATEMENTS
ORGANIZATION CHARTS
POSITION ORGANIZATION CHARTS**

AS OF JUNE 30, 2015

PREPARED BY
PROGRAM & MANAGEMENT EVALUATION STAFF
BUDGET, PLANNING, AND MANAGEMENT OFFICE

CONTENTS

Office of the Director	DIR
<i>Administratively Attached Agencies</i>	
Office of Youth Services.....	OYS
Hawaii Public Housing Authority	HPHA
Hawaii State Commission On The Status Of Women	HSCSW
Commission On Fatherhood	COF
<i>DHS Staff Offices</i>	
Administrative Appeals Office	AAO
Audit, Quality Control, and Research Office.....	AQCRO
Budget, Planning, and Management Office	BPMO
Fiscal Management Office	FMO
Office of Information Technology	OIT
Personnel Office	PERS
<i>DHS Divisions</i>	
Benefit, Employment, and Support Services Division	BESSD
Administrative Management Services Office	
Child Care Program Office	
Employment & Training Program Office	
Financial Assistance Program Office	
Homeless Programs Office	
Investigations Office	
Supplemental Nutrition Assistance Program Office	
Statewide Branch	
Med-QUEST Division	MQD
Clinical Standards Office	
Finance Office	
Policy and Program Development Office	
Systems Office	
Training Office	
Customer Services Branch	
Eligibility Branch	
Health Care Services Branch	
Social Services Division	SSD
Support Services Office	
Adult Protective and Community Services Branch	
Child Welfare Services Branch	
Division of Vocational Rehabilitation.....	DVR
Staff Services Office	
Disability Determination Branch	
Hawaii, Kauai, & Maui Branches	
Oahu Branch	
Services for the Blind Branch	

STATE OF HAWAII
DEPARTMENT OF HUMAN SERVICES

FUNCTIONAL STATEMENT

OFFICE OF THE DIRECTOR

1. Plans, organizes, directs and monitors the State's programs of Human Services for families and individuals; economic assistance, including medical assistance and supplemental nutrition assistance; self-sufficiency and family support programs; and the vocational rehabilitation of persons with disabilities.
2. Exercises administrative supervision over programs under the jurisdiction of the Office of Youth Services, the Hawaii Public Housing Authority, the Hawaii State Commission on the Status of Women, and the Commission on Fatherhood.
3. Supervises and coordinates the work of staff officers assisting the Director's Office in the management of programs.
4. Supervises and coordinates the legislative and interdepartmental coordination activities, as well as assigns community liaison and special projects to department staff as deemed proper in the management and operation of the department.
5. Ensures the effective and efficient conduct of programs and services and the optimum utilization of fiscal, equipment, space, and manpower resources by continuously evaluating the department's activities against planned results and effectuating necessary corrections and improvements.
6. Approves the department's Rules and Regulations pertaining to its programs and services and defends them in courts of law, if and when necessary.
7. Presents testimony before legislative bodies with respect to the department's programs, proposed laws, resolutions, and the department's operating and capital budget requests and related activities which affect the department and its programs and services.
8. Conducts/authorizes hearings and/or investigations necessary to insure compliance with established directives and statutes and/or in response to complaints from legislative or other government agencies or from the general public.
9. Develops and carries out a proactive public affairs and departmental communication system by establishing and maintaining effective media relationships through the department's public affairs and communications staff, and responds to inquiries from the media and citizens regarding the department's programs, services, and activities.
10. Serves on boards, commissions, and committees as dictated by statutes and/or by direction of the Governor.
11. Represents the State Administration at community functions that are related to the department's programs and services.
12. Keeps the Governor informed at all times of the department's programs, progress, problems, proposed actions, etc., through regular written and/or verbal reports and through special reports as necessary.
13. Establishes the mission, long-term goals, short-term objectives and priorities for the Department of Human Services.
14. Formulates and develops the department's overall strategy and response to natural, man-made and/or nuclear disasters. Plans and develops the department's total preparedness program and disaster response plans. Implements and administers departmental disaster assistance programs and ensures that departmental plans are in conformance with federal regulations and the State of Hawaii Plan for Emergency Preparedness, Volume I, Operational Civil Defense and Volume III, Disaster Response and Assistance.

DEPARTMENT OF HUMAN SERVICES

For Administrative Purposes Only (DHS)
OFFICE OF YOUTH SERVICES

For Administrative Purposes Only (DHS)
**HAWAII PUBLIC HOUSING
AUTHORITY**

ADMINISTRATIVE APPEALS OFFICE

BUDGET, PLANNING, & MANAGEMENT OFFICE

OFFICE OF INFORMATION TECHNOLOGY

**BENEFIT, EMPLOYMENT, & SUPPORT SERVICES
DIVISION**

**SOCIAL SERVICES
DIVISION**

For Administrative Purposes Only (DHS)
**HAWAII STATE COMMISSION ON THE STATUS OF
WOMEN**

For Administrative Purposes Only (DHS)
COMMISSION ON FATHERHOOD

AUDIT, QUALITY CONTROL, & RESEARCH OFFICE

FISCAL MANAGEMENT OFFICE

PERSONNEL OFFICE

**MED-QUEST
DIVISION**

**DIVISION OF VOCATIONAL
REHABILITATION**

GOVERNOR

OFFICE OF THE DIRECTOR

Director

100128

SRNA

For Administrative Purposes Only (DHS)

OFFICE OF YOUTH SERVICES

Exec Dir, Office of Youth Svcs

102142

SRNA

For Administrative Purposes Only (DHS)

HAWAII PUBLIC HOUSING AUTHORITY

Exec Dir, HHA

102005

SRNA

For Administrative Purposes Only (DHS)

**HAWAII STATE COMMISSION
ON THE STATUS OF WOMEN**

Executive Director, Commission on the Status of Women

101624

SRNA

For Administrative Purposes Only (DHS)

COMMISSION ON FATHERHOOD

ADMINISTRATIVE APPEALS OFFICE

Public Welfare Appeals
Program Officer

26331

EM05

**AUDIT, QUALITY CONTROL,
& RESEARCH OFFICE**

Business Management Officer II

3783

EM07

**BUDGET, PLANNING,
& MANAGEMENT OFFICE**

Program and Budget Analysis Manager I

2464

EM05

FISCAL MANAGEMENT OFFICE

Business Management Officer II

1642

EM07

OFFICE OF INFORMATION TECHNOLOGY

Assistant Administrator, Information and
Communication Services

112200

EM06

PERSONNEL OFFICE

Departmental Personnel Officer IV

6013

EM07

**BENEFIT, EMPLOYMENT, & SUPPORT
SERVICES DIVISION**

Self-Sufficiency & Support Services Administrator

6179

EM08

MED-QUEST DIVISION

Med-Quest Administrator (+)

37406

EM08

SOCIAL SERVICES DIVISION

Public Welfare Administrator

26354

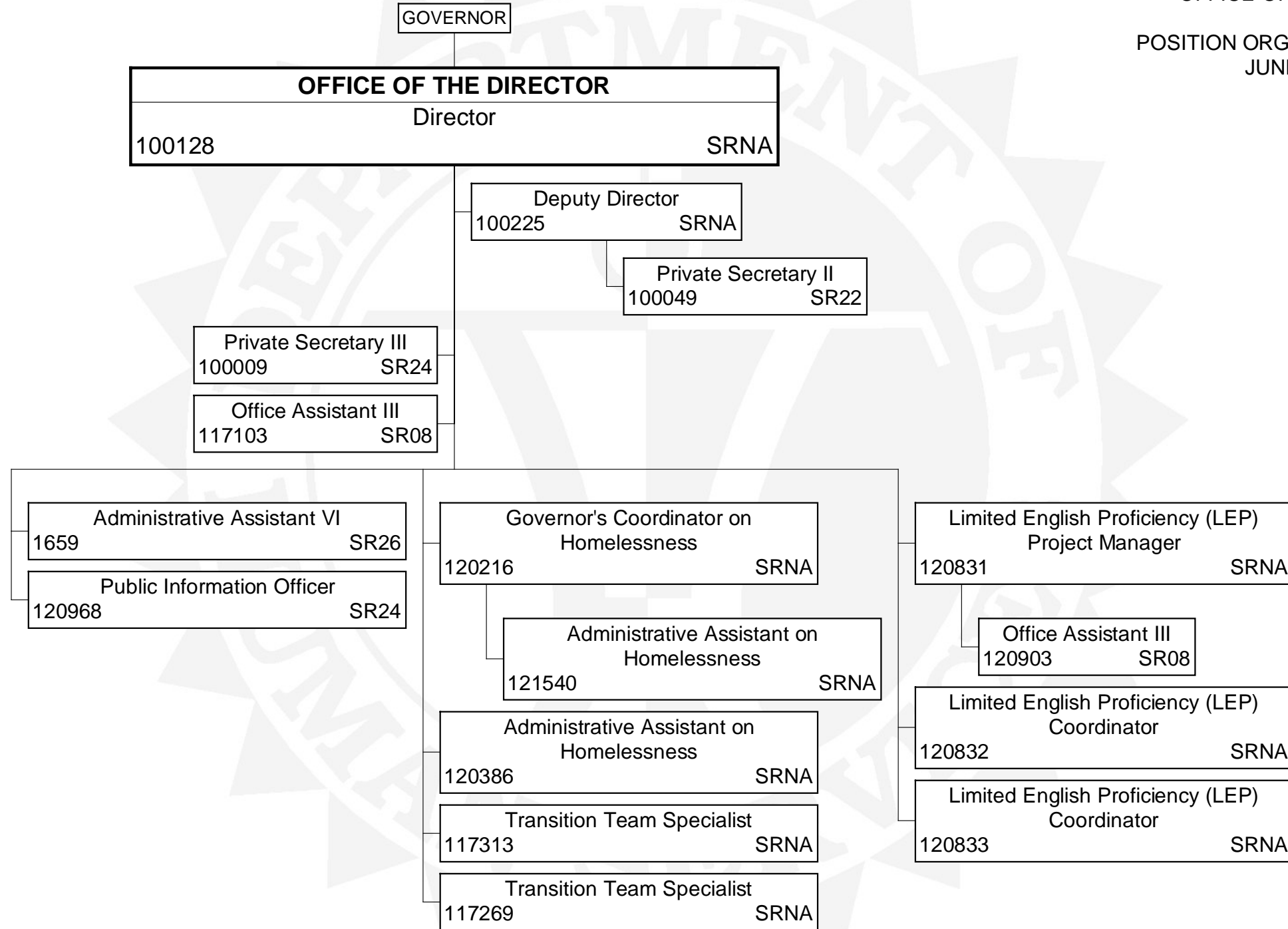
EM08

DIVISION OF VOCATIONAL REHABILITATION

Vocational Rehabilitation Administrator

15665

EM08



OFFICE OF YOUTH SERVICES

The Office of the Youth Services is the focal point for the execution of the statutory provisions related to youth services in the State of Hawaii. The Office provides a continuum of prevention, rehabilitation and treatment services and programs for youth at risk to prevent juvenile crime and delinquency and reduce the incidence of recidivism among juvenile offenders. In providing and managing a continuum of youth services to the people of the State of Hawaii, The Office develops and applies uniform policies and practices, by phases, as they relate to the responsibility of the Hawaii State Government and the Office. Within this capacity the Office shall be responsible for the following functions:

1. Provides for the overall administration and management of all functions and activities related to the operation of the Office of Youth Services.
2. Establishes policies and procedures to guide program operations.
3. Establishes office-wide goals and objectives in consonance with applicable plans and guidelines.
4. Provides the central coordination to integrate delivery and staff support services to promote achievement of goals and objectives.
5. Provides the focal point for program and personnel evaluation, and program and personnel development.

ADMINISTRATIVE SERVICES OFFICE

Under the general direction of the Executive Director, the Administrative Services Office provides OYS-wide fiscal, budgeting, procurement, contract administration and monitoring, personnel, and consultant and technical services in accordance with state, federal, and agency requirements; renders duplication and reproduction services; and provides stenographic, typing and related office services in support of the OYS' programs.

1. Translates OYS' objectives into the necessary human, financial and material resources to assure achievement of the objectives.
2. Appraises the adequacy and effectiveness of existing staff support policies and plans and revises them as needed in concert with OYS' plans.
3. Aids in the development and coordinates the implementation of forecasting activities for OYS-wide staff support needs.
4. Maintains direct lines of communication between programs and keeps all programs informed on staff support actions through the Executive Director.

Clerical Support

Under the general supervision of the Clerical Supervisor III, provides typing, duplicating, filing, and other clerical duties for the Administrative Services Office and the Program Development Office.

1. Provides typing, copying, filing, and reception services.
2. Receives, sorts, and distributes the daily mail.
3. Receives phone calls and routes calls to appropriate parties.
4. Coordinates and provides clerical support for execution of contracts.
5. Arranges and coordinates inter-island and mainland travel for staff and members of the advisory council.
6. Coordinates the development and maintenance of a manual establishing standard procedures for secretarial and clerical personnel to follow in carrying out their daily duties and the OYS standard forms manual.
7. Procures office supplies and equipment and on an annual basis, takes physical inventory of supplies and equipment.
8. Maintains common area office equipment and records usage as required, i.e., postage machine.
9. Provides other office support functions as required and/or requested.

Fiscal Staff

Under the general supervision of the Accountant III, maintains a central accounting system for OYS funds. Monitors, coordinates, and administers fiscal control of fiscal policies, regulations and procedures established by the Governor, Legislature, federal and state fiscal agencies.

1. Develops, maintains, and improves methods, procedures, and forms of OYS' accounting system to assure that the OYS' payments are made promptly and conform to established standards of propriety and legality.
2. Maintains fiscal transactions and accounts, records, and reports accurately and on time.
3. Prepares financial reports and required statements.
4. Provides fiscal directions and assistance and coordinates fiscal activities.
5. Assists in preparing budget estimates and projections.

PROGRAM DEVELOPMENT OFFICE

The Program Development Office provides the development, implementation, administration, evaluation, and monitoring of a broad spectrum of children and youth services in the State. The Office is responsible to provide leadership and direction for the state in the planning and coordination of services and policies regarding youth; and to ensure the integration of a cohesive and effective youth service system.

1. Develops comprehensive short and long range plans to meet the Office's overall mission, goals and program objectives regarding juvenile justice and youth services in the State.
2. Develops and implements policies, procedures, and administrative rules that guides and defines how programs and services are managed within the Office.
3. Determines the allocation of funds for programs and services as guided by the state and federal mandates and assures compliance with those guidelines and mandates.
4. Encourages the involvement of public and private sectors including businesses and community-based groups to provide a continuum of youth services to eliminate gaps and coordinate the delivery of such services.
5. Directs and oversees the preparation, planning, development, and implementation of Requests for Proposals (RFP) statewide regarding youth programs and services including the reviewing of submitted proposals.
6. Negotiates, executes, and maintains program services contracts with an array of public and private agencies and organizations that serve youth in the state.
7. Monitors and evaluates program fiscal, and general performances of contractors through verbal feedback, written reports, and site visits.
8. Develops and reviews legislation; prepares legislative testimonies and reports; monitor key legislation on youth and related issues; and prepares responses to legislative inquiries and requests.
9. Prepares reports for programmatic, administrative, evaluation, and research purposes.
10. Develops, coordinates, and implements training for staff and service providers to ensure an effective and efficient youth service system.
11. Provides consultation and technical assistance relating to programs and staff regarding the delivery of youth services.
12. Represents the Office on intra-departmental groups, task forces, advisory committees, and community groups involving youth and related issues.
13. Collaborates and maintains liaison with county, state, and federal entities with respect to children and youth services, legislative issues, and funding resources.
14. Directs, coordinates, and maintains a management information system including assessment, evaluation, and research initiatives that supports the program objectives of the Office.
15. Provides program planning, development, and coordination of a youth service center system throughout the state that includes a central intake and referral system and case management services.

PROGRAM DEVELOPMENT OFFICE (Cont'd)

16. Advises the Executive Director in areas such as policy formulation, program implementation, program funding strategies, and general staffing and operational concerns.

HAWAII YOUTH CORRECTIONAL FACILITY BRANCH

Under the general direction of the head of the Office of Youth Services, manages the Hawaii Youth Correctional Facility for the care, security, and redirection of youth from throughout the State committed by the courts.

Business Services Staff

Under the general supervision of the head of the Hawaii Youth Correctional Facility Branch, performs office services functions in support of Facility operations, programs, and services, and to assist the head of the Branch in managing Facility resources.

1. Conducts the budget preparation process, and complies and consolidates budget details for review; prepares expenditure plan and sets up fiscal control accounts; maintains operating and Ward's Trust Fund fiscal records, and prepares related reports.
2. Conducts purchasing and related procedures for the acquisition of supplies, equipment and materials, and control of expenditures, conducts the inventory process relative to Facility property.
3. Performs time and leave record keeping and reporting, and processes employee transactions, assists employees and provides information regarding benefits, training, workers compensation, etc.
4. Provides reception, typing, duplicating, and other clerical services to operating units, maintains files and records.

Health Care Services Section

Provides for the health care of youth involving nursing, medical, dental, and related services.

Under the general supervision of the head of the Hawaii Youth Correctional Facility Branch, provides services in the treatment and care of youth regarding medical, dental and other health care needs; including services needed on a contractual basis.

Juvenile Parole Section

Under the general supervision of the head of the Hawaii Youth Correctional Facility Branch, plans and follows up on parole of youth.

Performs casework to develop individual plans; counsels youth relative to attitudes, motivation, and other factors. Maintains liaison with the families of youth and community resources; evaluates prospective placements. Provides post – institutional services to assist parolees; maintains case records.

Operating Services Section

Under the general supervision of the head of the Hawaii Youth Correctional Facility Branch, conducts repair, general construction, food, and farm services to maintain and support Facility operations, and provide youth work experience and instruction.

Construction And Maintenance Unit

Under the general supervision of the head of the Operating Services Section, maintains the operational condition and utility of Facility buildings, grounds, vehicles, and related equipment through repair, installation, groundskeeping, and other activities. Instructs youth and guides them for safety and performance.

Farm Unit

Under the general supervision of the head of the Operating Services Section, conducts the production of crops and livestock for Facility and other departmental use. Instructs youth and guides them for safety and performance.

Food Service Unit

Under the general supervision of the head of the Operating Services Section, provides meals for youth and Facility staff. Instructs youth for safety and performance.

Hookipa Makai Cottage Section

Under the general supervision of the head of the Hawaii Youth Correctional Facility Branch provides for the security, care, custody, supervision and control of youth assigned to the cottage. The cottage is the focal point for the youth with regard to programs and staff interaction to aid them in their adjustment and rehabilitation/redirection. The cottage management team addresses management team issues in the cottage and is responsible for providing and coordinating services for the treatment and rehabilitation of youth, including ensuring full implementation of the level system, graduated sanctions and behavior modification program(s), and the application of policy regarding cottage restrictions.

Provides services for the adjustment of youth to the Facility and for their rehabilitation / redirection. Provides social casework services for youth and their families; provides recreational, athletic, and other activities involving the use of volunteer help and others; serves as liaison with the courts, community resources and other agencies; maintains records and reports; participates in activities relating to providing security, care, custody, supervision, and control of youth.

Maintains the custody and security of youth in cottage activities and provides escort/transport services as required. Assists youth through advice and instruction in adjustment and rules; interacts with youths and observes and reports on their adjustment; and makes social work referrals as necessary. Participates in case review meetings to receive and share information and assists in cottage team management activities.

Observation And Assessment Cottage Section

Under the general supervision of the head of the Hawaii Youth Correctional Facility Branch provides for the security, care, custody, supervision and control of youth assigned to the cottage. The cottage is the focal point for the youth with regard to programs and staff interaction to aid them in their adjustment and rehabilitation/redirection. The cottage management team addresses management team issues in the cottage and is responsible for providing and coordinating services for the treatment and rehabilitation of youth, including ensuring full implementation of the level system, graduated sanctions and behavior modification program(s), and the application of policy regarding cottage restrictions.

Provides services for the adjustment of youth to the Facility and for their rehabilitation / redirection. Provides social casework services for youth and their families; provides recreational, athletic, and other activities involving the use of volunteer help and others; serves as liaison with the courts, community resources and other agencies; maintains records and reports; participates in activities relating to providing security, care, custody, supervision, and control of youth.

Maintains the custody and security of youth in cottage activities and provides escort/transport services as required. Assists youth through advice and instruction in adjustment and rules; interacts with youths and observes and reports on their adjustment; and makes social work referrals as necessary. Participates in case review meetings to receive and share information and assists in cottage team management activities.

Secured Care Facility Cottage Section

Under the general supervision of the head of the Hawaii Youth Correctional Facility Branch provides for the security, care, custody, supervision and control of youth assigned to the cottage. The cottage is the focal point for the youth with regard to programs and staff interaction to aid them in their adjustment and rehabilitation/redirection. The cottage management team addresses management team issues in the cottage and is responsible for providing and coordinating services for the treatment and rehabilitation of youth, including ensuring full implementation of the level system, graduated sanctions and behavior modification program(s), and the application of policy regarding cottage restrictions.

Secured Care Facility Cottage Section (Cont'd)

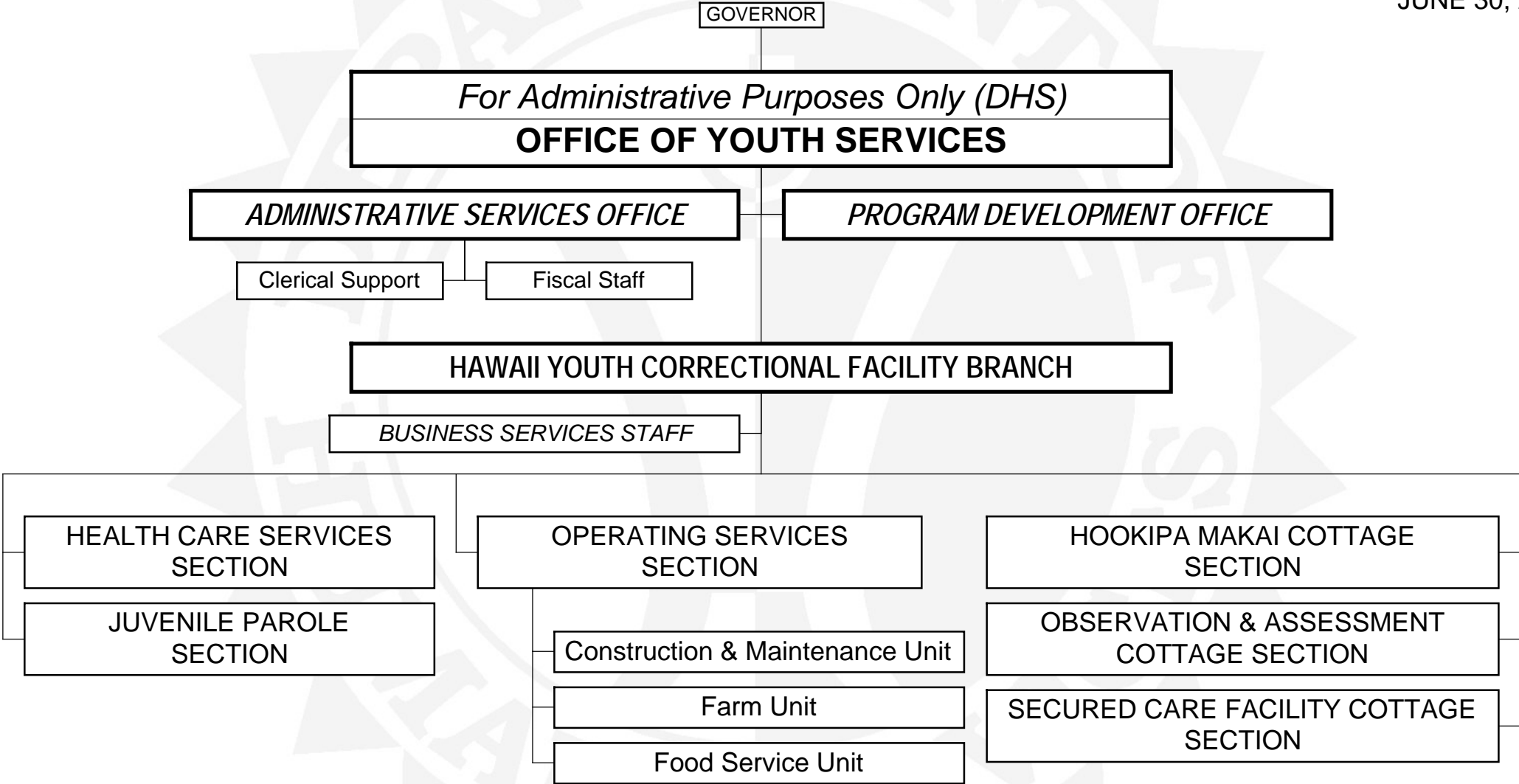
Provides services for the adjustment of youth to the Facility and for their rehabilitation / redirection. Provides social casework services for youth and their families; provides recreational, athletic, and other activities involving the use of volunteer help and others; serves as liaison with the courts, community resources and other agencies; maintains records and reports; participates in activities relating to providing security, care, custody, supervision, and control of youth.

Maintains the custody and security of youth in cottage activities and provides escort/transport services as required. Assists youth through advice and instruction in adjustment and rules; interacts with youths and observes and reports on their adjustment; and makes social work referrals as necessary. Participates in case review meetings to receive and share information and assists in cottage team management activities.



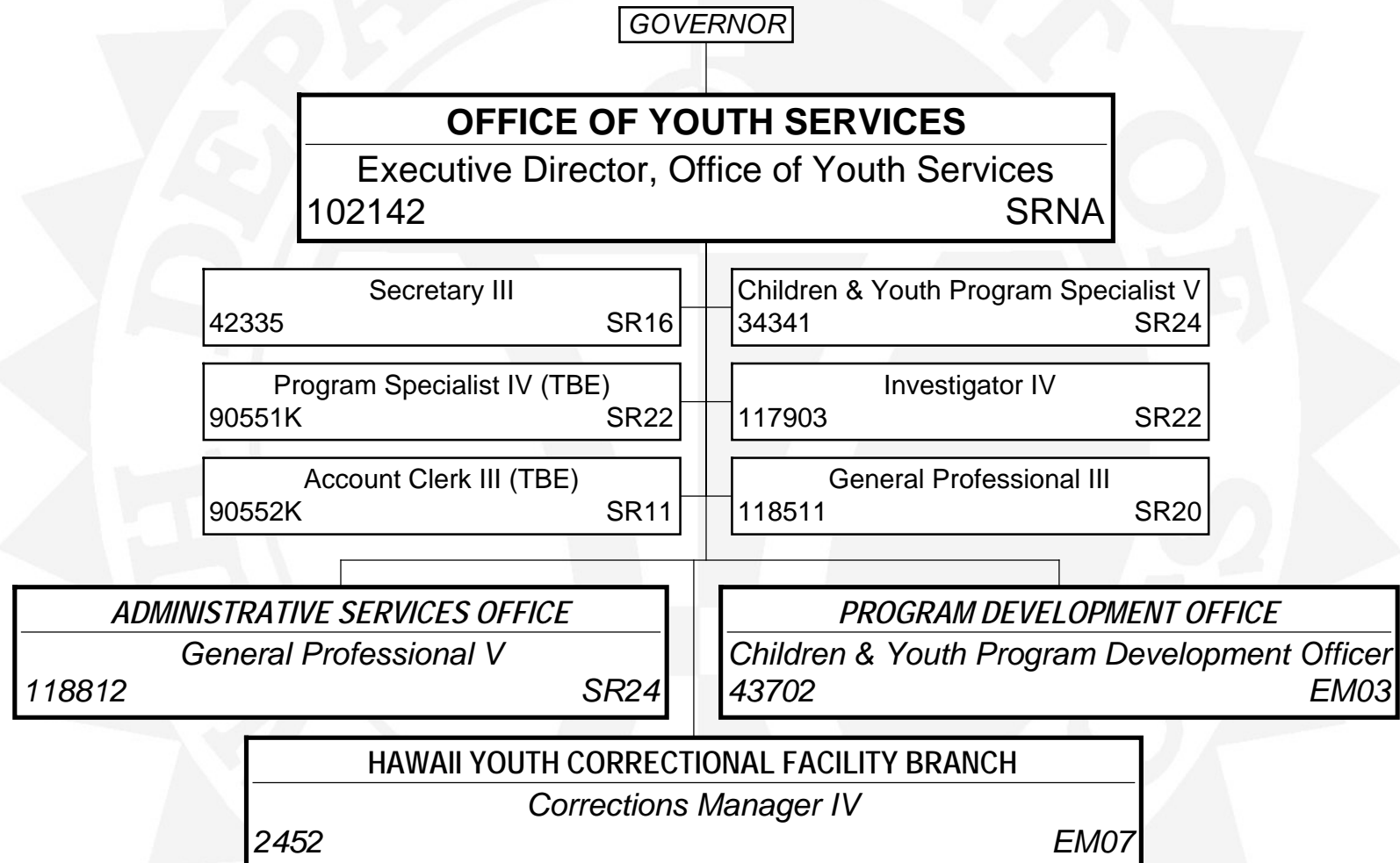
STATE OF HAWAII
DEPARTMENT OF HUMAN SERVICES
(Administratively Attached Agency)
OFFICE OF YOUTH SERVICES

ORGANIZATION CHART
JUNE 30, 2015



STATE OF HAWAII
DEPARTMENT OF HUMAN SERVICES
(Administratively Attached Agency)
OFFICE OF YOUTH SERVICES

POSITION ORGANIZATION CHART
JUNE 30, 2015



STATE OF HAWAII
DEPARTMENT OF HUMAN SERVICES
OFFICE OF YOUTH SERVICES
(Administratively Attached Agency)
ADMINISTRATIVE SERVICES OFFICE

POSITION ORGANIZATION CHART
JUNE 30, 2015

Exec Dir, Office of Youth Svcs
102142 SRNA

ADMINISTRATIVE SERVICES OFFICE

General Professional V

118812

SR24

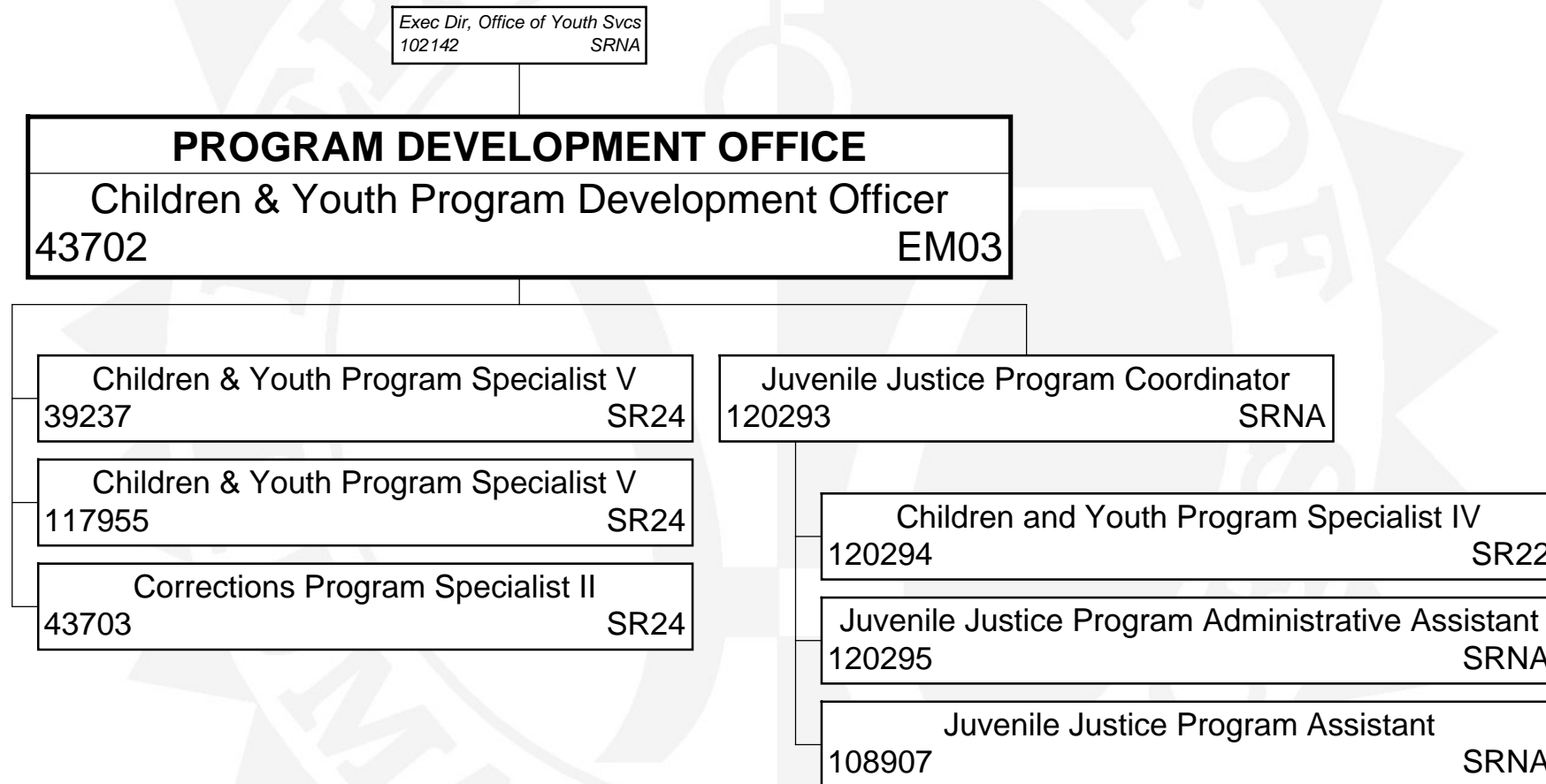
Personnel Management Specialist IV
117906 SR22

CLERICAL SUPPORT

FISCAL STAFF

STATE OF HAWAII
DEPARTMENT OF HUMAN SERVICES
OFFICE OF YOUTH SERVICES
(Administratively Attached Agency)
PROGRAM DEVELOPMENT OFFICE

POSITION ORGANIZATION CHART
JUNE 30, 2015



Exec Dir, Office of Youth Svcs
 102142 SRNA

HAWAII YOUTH CORRECTIONAL FACILITY BRANCH
 Corrections Manager IV
 2452 EM07

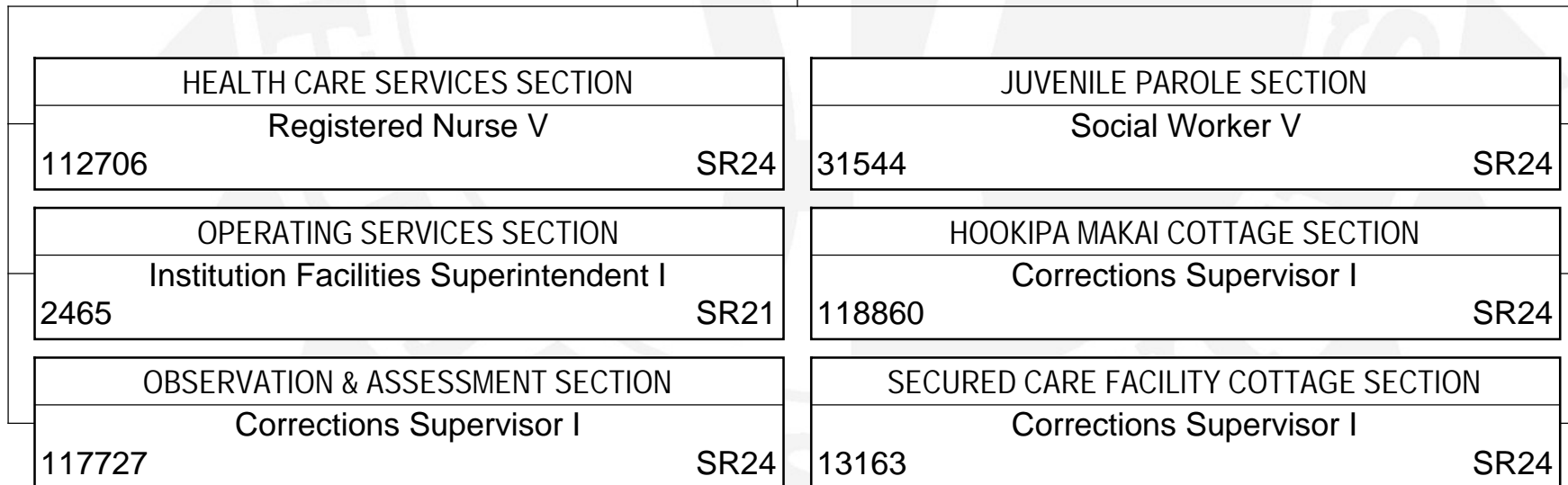
Secretary III
 2417 SR16

Corrections Manager III
 118921 EM05

Personnel Management Specialist III
 117911 SR20

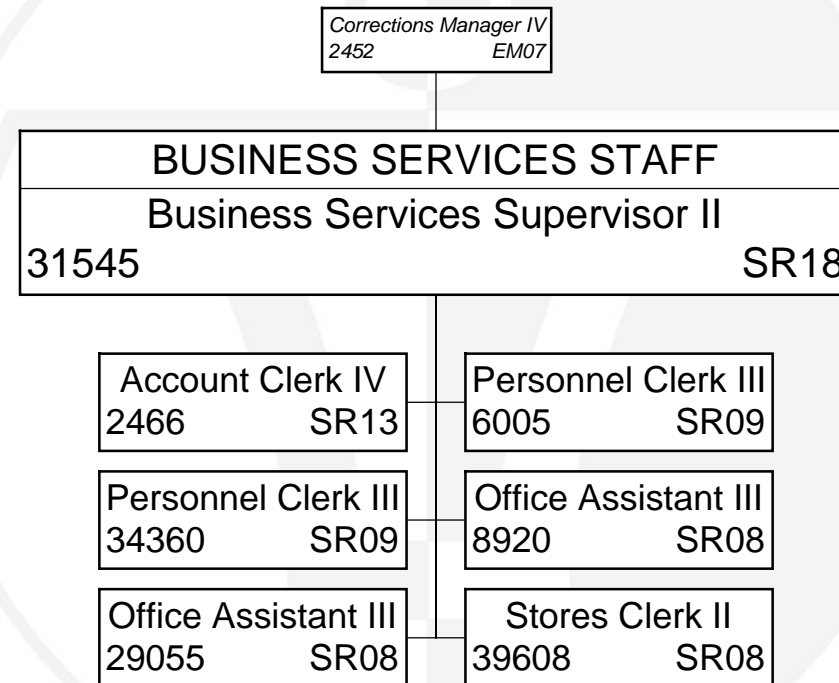
Youth Corrections Trainer
 117912 CO08

BUSINESS SERVICES STAFF
Business Services Supervisor II
 31545 SR18



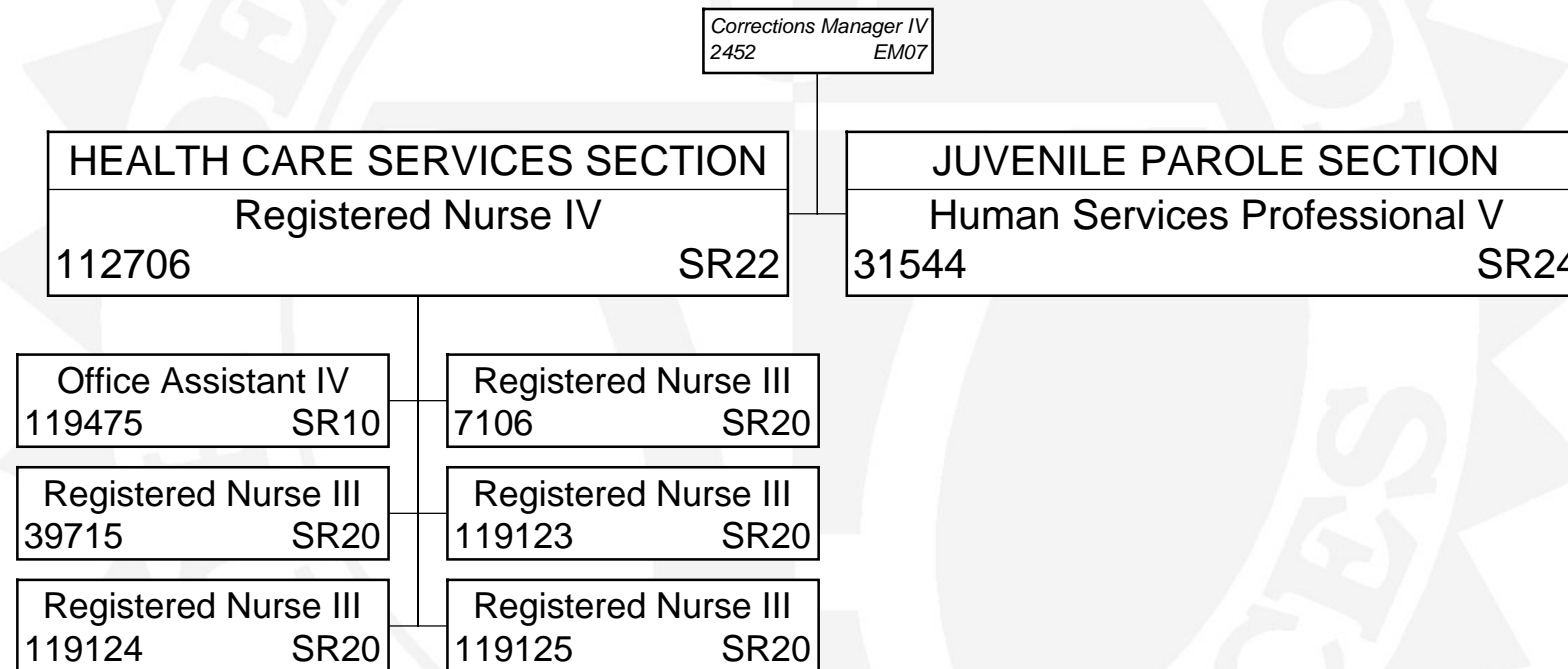
STATE OF HAWAII
DEPARTMENT OF HUMAN SERVICES
OFFICE OF YOUTH SERVICES
(Administratively Attached Agency)
HAWAII YOUTH CORRECTIONAL FACILITY BRANCH
BUSINESS SERVICES STAFF

POSITION ORGANIZATION CHART
JUNE 30, 2015



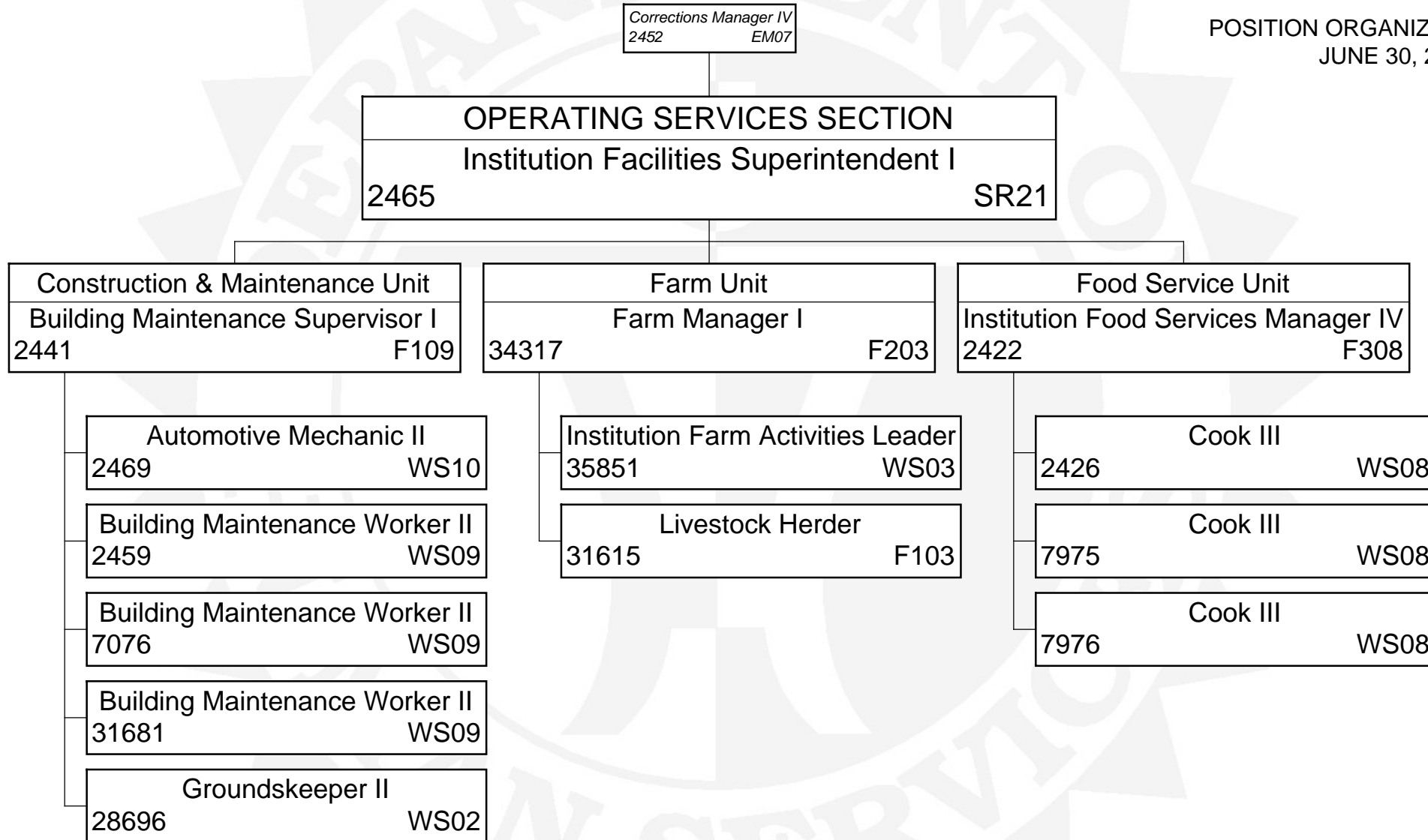
STATE OF HAWAII
DEPARTMENT OF HUMAN SERVICES
OFFICE OF YOUTH SERVICES
(Administratively Attached Agency)
HAWAII YOUTH CORRECTIONAL FACILITY BRANCH
HEALTH CARE SERVICES SECTION
JUVENILE PAROLE SECTION

POSITION ORGANIZATION CHART
JUNE 30, 2015



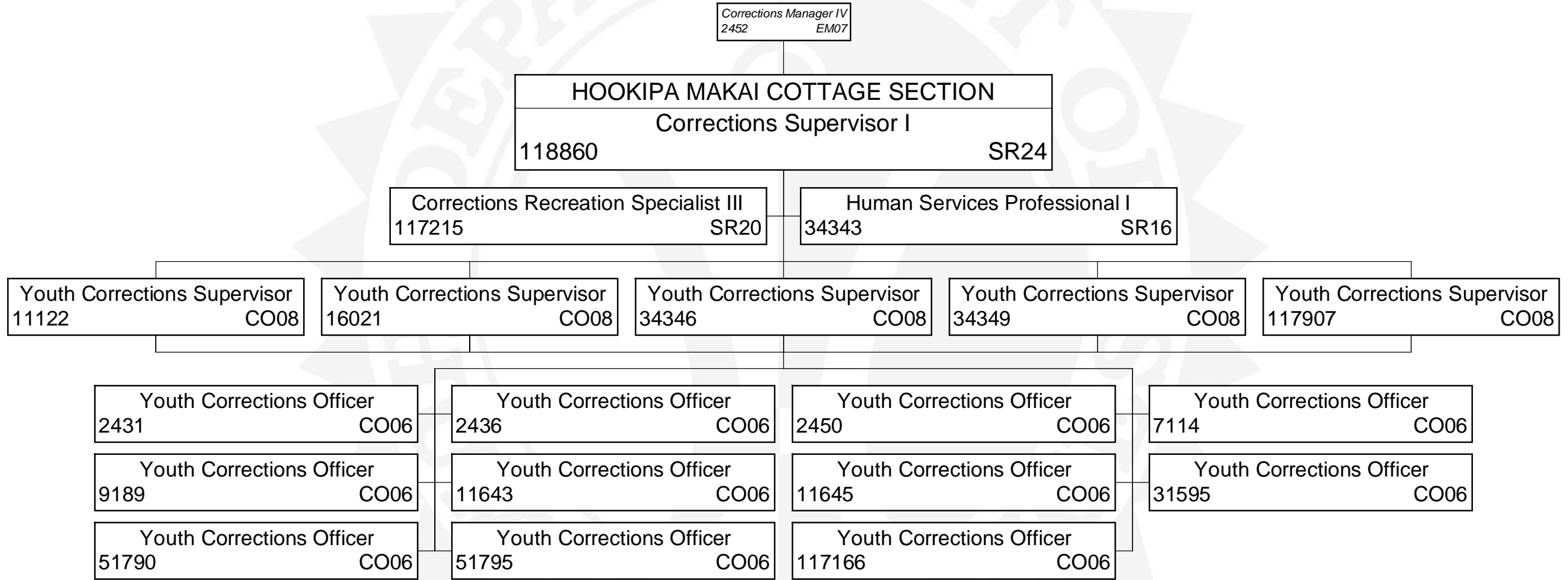
STATE OF HAWAII
 DEPARTMENT OF HUMAN SERVICES
 OFFICE OF YOUTH SERVICES
 (Administratively Attached Agency)
 HAWAII YOUTH CORRECTIONAL FACILITY BRANCH
 OPERATING SERVICES SECTION

POSITION ORGANIZATION CHART
 JUNE 30, 2015



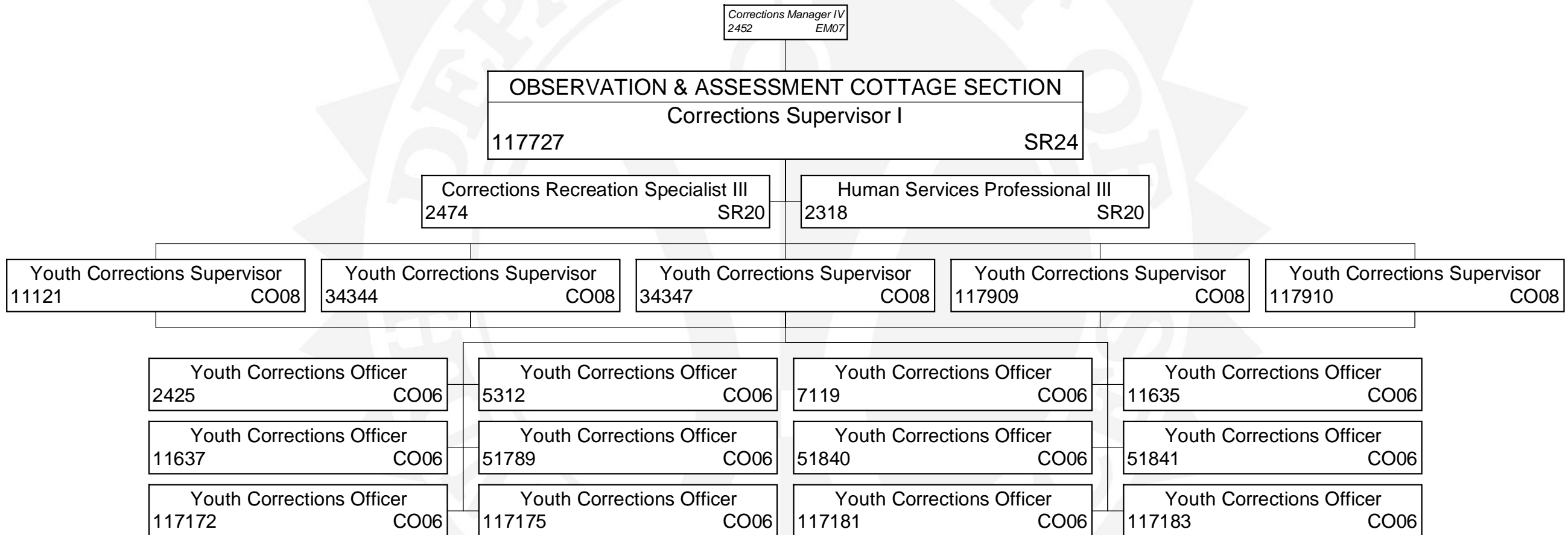
STATE OF HAWAII
 DEPARTMENT OF HUMAN SERVICES
 OFFICE OF YOUTH SERVICES
 (Administratively Attached Agency)
 HAWAII YOUTH CORRECTIONAL FACILITY BRANCH
 HOOKIPA MAKAI COTTAGE SECTION

POSITION ORGANIZATION CHART
 JUNE 30, 2015



STATE OF HAWAII
 DEPARTMENT OF HUMAN SERVICES
 OFFICE OF YOUTH SERVICES
 (Administratively Attached Agency)
 HAWAII YOUTH CORRECTIONAL FACILITY BRANCH
 OBSERVATION & ASSESSMENT COTTAGE SECTION

POSITION ORGANIZATION CHART
 JUNE 30, 2015



Corrections Manager IV
2452 EM07

SECURED CARE FACILITY COTTAGE SECTION
Corrections Supervisor I
13163 SR24

Social Worker IV
2418 SR22

Corrections Recreation Specialist III
2472 SR20

Social Worker III
12549 SR20

Human Services Professional IV
39411 SR22

Youth Corrections Supervisor 7159 CO08	Youth Corrections Supervisor 11123 CO08	Youth Corrections Supervisor 34345 CO08	Youth Corrections Supervisor 34348 CO08	Youth Corrections Supervisor 117908 CO08
---	--	--	--	---

Youth Corrections Officer
2423 CO06

Youth Corrections Officer
2435 CO06

Youth Corrections Officer
2438 CO06

Youth Corrections Officer
2440 CO06

Youth Corrections Officer
3979 CO06

Youth Corrections Officer
3980 CO06

Youth Corrections Officer
7229 CO06

Youth Corrections Officer
8146 CO06

Youth Corrections Officer
11104 CO06

Youth Corrections Officer
11636 CO06

Youth Corrections Officer
11638 CO06

Youth Corrections Officer
11639 CO06

Youth Corrections Officer
11640 CO06

Youth Corrections Officer
11642 CO06

Youth Corrections Officer
31594 CO06

Youth Corrections Officer
31596 CO06

Youth Corrections Officer
31599 CO06

Youth Corrections Officer
51791 CO06

Youth Corrections Officer
51792 CO06

Youth Corrections Officer
51793 CO06

Youth Corrections Officer
51794 CO06

Youth Corrections Officer
51839 CO06

Youth Corrections Officer
117167 CO06

Youth Corrections Officer
117168 CO06

Youth Corrections Officer
117169 CO06

Youth Corrections Officer
117170 CO06

Youth Corrections Officer
117171 CO06

Youth Corrections Officer
117173 CO06

Youth Corrections Officer
117174 CO06

Youth Corrections Officer
117176 CO06

Youth Corrections Officer
117179 CO06

Youth Corrections Officer
117180 CO06

Youth Corrections Officer
117182 CO06

Youth Corrections Officer
117184 CO06

Youth Corrections Officer
117185 CO06

Youth Corrections Officer
117186 CO06

Youth Corrections Officer
119126 CO06

Youth Corrections Officer
119127 CO06

HAWAII PUBLIC HOUSING AUTHORITY

HPHA BOARD OF DIRECTORS

The nine (9) member HPHA Board of Directors:

1. Establishes policies and executive direction for the HPHA.
2. Approves programs and actions to be undertaken by the HPHA; approves staff recommendations to enter into contracts and other instruments necessary to exercise the powers granted to the HPHA.
3. Approves for adoption and/or revision administrative rules and procedures for the various programs of the HPHA.
4. Monitors the status of projects receiving assistance from the HPHA.

OFFICE OF THE EXECUTIVE DIRECTOR

Under the policy and executive direction of the Board of Directors, the Office of the Executive Director is the focal point for the execution of the statutory provisions relating to housing management services and the delivery of housing and housing services to the State of Hawaii. The Executive Director is responsible for the uniform application of policies, procedures and practices as they relate to the responsibility of the Hawaii State Government and the Hawaii Public Housing Authority, Department of Human Services to provide housing services to the people of the state of Hawaii. Within this capacity, the Office of the Executive Director shall be responsible for the following functions:

1. Provides for the overall administration and management of all functions and activities related to the operation of the Hawaii Public Housing Authority.
2. Implements programs to meet HPHA goals and objectives in consonance with applicable plans and guidelines.
3. Establishes policies and procedures to guide program operations.
4. Provides the central coordination to integrate delivery and staff support services to promote achievement of goals and objectives.
5. Provides the focal point for program and personnel evaluation, and program and personnel development.
6. Coordinates responses for Governor and DHS Director's referrals.

Clerical Services Staff

Provides clerical support.

COMPLIANCE OFFICE

This office performs activities to ensure the HPHA manages and operates programs in accordance with Federal and State requirements, and corporate policies and directives.

1. Reviews, monitors and investigates all programs and activities for the Executive Director (ED) and notifies the ED of any performance problems, fraud, waste, misuse of funds, mismanagement or situations with any potential for such abuse and recommends corrective action. Imposes enforcement action if corrective action is not taken on improper activities.
2. Monitors progress and ensures that corrective action is being taken to enforce compliance for all of the HPHA's various programs and activities.
3. Reviews Federal and State laws, rules and regulations to determine their impact on the HPHA's procedures, and assists program managers in determining and developing operational and procedural changes.
4. Disseminates compliance issues for all programs that impact the HPHA's procedures.
5. Performs annual and special reviews of the HPHA's programs to ensure uniform application and implementation of rules, policies and procedures and to determine the extent to which its objectives are being met.
6. Coordinates special inspections to resolve resident complaints or in response to allegations of inadequate property maintenance.

COMPLIANCE OFFICE (Cont'd)

7. Coordinates the training on Management Assessment directives. Monitors management operations and performance to ensure compliance with these directives, emphasizing prevention, detection and correction of problems prior to the U.S. Department of Housing and Urban Development (HUD) review, which could result in HUD's Enforcement Division taking legal action against housing authorities that receive a failing grade on their annual assessments. Provides support and coordination to HUD on their physical inspections and reviews of the HPHA's properties receiving HUD financial assistance.
8. Reviews and monitors relocation assistance plans developed by other State departments and county agencies involved in displacement of individuals, families, businesses and farm operations.
9. Coordinates and enforces all fair housing functions to promote and improve equal housing opportunity and access as required by law.
10. Coordinates and enforces all civil rights functions (i.e. – Section 504 of the Rehabilitation Act of 1973, Americans with Disabilities Act, Equal Employment Opportunity, etc.) to comply with the Law.

FISCAL MANAGEMENT OFFICE

The Fiscal Management Office (FMO) is responsible for providing administrative assistance and advisory services in fiscal management, budget, and accounting services for the HPHA. In addition, the FMO monitors all teacher Housing and State owned affordable housing rental contracts on behalf of the HPHA and oversees/manages the HPHA's assets, including real property. The FMO formulates policies, procedures and standards in administering central accounting, asset (inventory) management and contract monitoring activities within the HPHA; and provides consultative and technical services in budget coordination, planning development, execution and monitoring activities for all programs within the HPHA, and with budget staff at the departmental level.

Clerical Services Staff

Provides clerical support.

Accounting Staff

Maintains a central accounting system for all of the HPHA's General, Federal, Special, Bond and Capital Improvement Project funds. Monitors, coordinates and administers fiscal control of fiscal policies, regulations and procedures established by the Governor, Legislature, Federal and State fiscal agencies.

1. Develops, maintains and improves methods, procedures and forms of the HPHA's accounting systems to ensure that the HPHA's payments are made promptly and in conformance with established standards of property and legality.
2. Maintains accounts, records and reports accurately and on a timely basis, ensures that HPHA's financial transactions are legal and appropriate.
3. Prepares financial statements for submittal to appropriate offices.
4. Advises, assists and/or develops a subsidiary-accounting system and exercises general supervision in the implementation of subsystems.
5. Provides fiscal direction and assistance and coordinates fiscal activities of HPHA's various elements.
6. Assists in preparing budget estimates and projections.

Accounting Section

Responsible for accounting, recordkeeping, financial analysis, financial reporting and associated monetary transactions for the following programs and functional areas:

1. The State Low Rent programs, including the Elderly, State Low Rent and Teacher Housing programs;
2. The General Funds, including Repair and Maintenance, Security and Housing Assistance;
3. The Federal Low Rent program;
4. The Comprehensive Grant/Capital Funds;

Accounting Section (Cont'd)

5. The Section 8 programs, including Housing Choice Vouchers, Contract Administration and Family Self Sufficiency;
6. Other Federal Funds, including the Department of Justice and ROSS grants;
7. Capital Improvement Project Fund;
8. Weinberg Trust Fund;
9. General Fixed Asset Account Group.

Provides financial accounting support pertaining to the above programs, including the following:

1. Extracts financial data from various central accounts and general ledger reports and sorts and accumulates this information for program management and Federal reporting purposes.
2. Serves as a resource for fiscal related Federal and State program rules and regulations.
3. Assists branches and other offices in preparing financial reports in monitoring accounts and appropriations.

Payroll And Disbursement Section

Responsible for accounting, recordkeeping, financial analysis, financial reporting and associated monetary transactions for the following programs and functional areas:

1. The Disbursing Fund, including Petty Cash;
2. The Equipment Rental and Equipment funds;
3. The Payroll functions;
4. The Allocation Fund;
5. The Accounts Payable functions for all of the HPHA's allocated costs.

Provides financial accounting support pertaining to the above programs, including the following:

1. Extracts financial data from various central accounts and general ledger reports and sorts and accumulates this information for program management and Federal and State reporting purposes.
2. Serves as a resource for fiscal related Federal and State program rules and regulations.
3. Assists branches and other offices in preparing financial reports and in monitoring accounts and appropriations.

ASSET MANAGEMENT STAFF

Manages the property inventory and disposal program for the HPHA, including inventory of all real properties owned and/or controlled by the HPHA.

1. Develops/establishes policies, procedures, and standards for property inventory and disposal consistent with Federal and State laws, rules, regulations, policies and procedures.
2. Assists program staff in document preparation, identification and accurate reporting of acquired assets.
3. Reviews requests for property disposals and makes recommendations for approval/disapproval to the Executive Director.
4. Conducts on-site audit of property inventory records and random sampling of requests for disposal of properties.
5. Prepares quarterly, annual and/or special inventory reports on equipment, vehicles and real property under the control of the HPHA.
6. Performs an "investment analysis" by compiling and maintaining critical asset data; consolidating financial information on the performance of individual projects; planning for long range maintenance, renovation and new/replacement construction; assessing potential financing strategies and market demand; and providing strategic planning/goal setting and recommendations for the administration of all the Agency's real estate holdings.

BUDGET STAFF

Serves as the HPHA's principal staff on budget planning, execution and monitoring matters. Operates within the framework of statutory authorizations, Federal and State requirements, executive branch rules, policies and directives, and departmental policies and procedures. Advises and provides technical assistance to HPHA personnel on the preparation of program and financial plans and budget requests. Variance reports, program development, execution and monitoring activities of all programs within the HPHA.

1. Coordinates, reviews, analyzes and makes recommendations on the HPHA's multi-year program and financial plans and budget requests, variance reports and program structure.
2. Consolidates/compiles the overall budget request for the HPHA for submittal to the DHS Director.
3. Reviews, analyzes, evaluates, and monitors the expenditures of programs in order to assure conformance with the authorized fund allocations and makes recommendations relating to the allocation, reallocation or restriction of resources.
4. Reviews, analyzes, evaluates and makes recommendations on requests to fill, establish or abolish positions.
5. Monitor requests for release of funds for housing projects and insures that the requests are acted upon in a timely manner to prevent increased project costs due to delays in the release of funds.
6. Advises and provides training and technical assistance in preparation of HPHA program and financial plans and budget requests, variance reports, program structure and expenditure plans.
7. Coordinates and prepares responses to the Legislature on budget/fiscal matters via appropriate Corporate/Departmental chain of command.
8. Monitors the overall budget status of the HPHA and of each branch and office on a monthly basis, and apprises the approximate management official of issues/concerns when deemed necessary.
9. Prepares regular and special reports on the status of the budget.
10. May assist in preparing short and long-term resource estimates, requirements and/or projections for the various programs within the HPHA.
11. May coordinate preparation and submittal of budget testimonies to legislative committees.
12. May participate in budget presentations given to the Board, Legislature and/or other interested persons.

HEARINGS OFFICE

The Hearings Office conducts and coordinates hearings which involve resident disputes or evictions.

1. Represents the HPHA in eviction hearings against residents before the Hearing Board and coordinates with the Department of the Attorney General on court proceedings.
2. Prepares necessary documents for the eviction hearing process.
3. Maintains records and files on all Oahu hearings. Maintains records and files on neighbor island hearings from 1993.
4. Reviews, interprets, and advises the Executive Director and staff on rules and regulations as they relate to various branch programs with regard to hearings.
5. Establishes operational procedures and performs related administrative activities pertaining to hearings, grievances and contested cases.
6. Prepares program plans and budgets.
7. Oversees the preparation and maintenance of administrative documents and files relating to hearings which contain restricted information for potential presentation to the courts in cases of final appeal.

HEARINGS OFFICE (Cont'd)

8. Performs a variety of clerical functions including typing, duplicating, filing, requisitioning office supplies, preparing, processing personnel forms and reposts, answering phone calls and routing to appropriate parties.

HOUSING INFORMATION OFFICE

This office provides for regular communication among the HPHA, other government and private entities, tenants of public housing, and the general public regarding the HPHA's programs, services, actions, plans and policies. Establishes and maintains an effective communications program in the support of public information and advocacy requirements under State law.

1. Acts as the media liaison. Responds to the media's information needs regarding State housing activity. Prepares and Disseminates information that increases public awareness of the HPHA's programs, services, projects and accomplishments.
2. Provides crisis communications, responding rapidly to unforeseen crisis through issue research, policy input, and dissemination of appropriate responses. Anticipates negative reaction or misunderstanding of the HPHA's function, and prepares appropriate spokespersons/responses.
3. Receives, researches and responds to queries and complaints from the public, private and non-profit sectors. Monitors referrals to ensure expeditious response/resolution.
4. Assists other branches and offices of the HPHA with advocacy efforts to inform selected regional targets about the advantages/impacts of housing projects, programs and services in their area.
5. Develops cost-effective communication tools, such as printed products including the HPHA's annual report, brochures and newsletters; audio/visual materials, special events and presentations, public services announcements, and consumer services. Assists the management with employee/internal communications.
6. Conducts strategic communications planning to achieve understanding and support among selected target audiences. Develops, implements, evaluates and updates the communications program to insure integration with the HPHA's plans, policies and objectives.

INFORMATION TECHNOLOGY OFFICE

The Information Technology Office (ITO) is responsible for the overall administration, planning, direction, management, development, implementation and maintenance of all information technology (IT) systems and processing for the HPHA including support and management in business application development and maintenance, project planning and implementation, telecommunication and network operations, systems software/hardware, and technical training for the HPHA. Desired goal is to achieve/implement a fully integrated financial/property-asset management/compliance application system for the HPHA.

Directs and coordinates all IT matters within and between the HPHA and other State and county agencies, the Federal government, and commercial hardware and software organizations including private consultants.

1. Develops, implements, and maintains short and long range information technology strategy plans that address key issues such as legacy systems, end-user training, a comprehensive hardware replacement schedule, leveraging the internet, etc.
2. Conducts analyses of existing hardware and software components and recommends maintenance or upgrades based upon current or future processing requirements. Ensure that appropriate hardware and software are acquired and/or upgraded to support the various entities of the HPHA.
3. Plans, coordinates, develops, evaluates, monitors and assists in bid, proposals and contract processing procedures/activities in acquisition of IT hardware, software, and services.

INFORMATION TECHNOLOGY OFFICE (Cont'd)

4. Provides overall project management expertise and assistance in project management for all systems development projects; works with various divisional offices and administrators to implement automation initiatives; assists in the development of the advance planning document for the systems development and implementation project plans; provides systems analysis and design services, and computer programming services to the end user community; and provides daily operational support and maintenance in all aspects of data processing requirements for the end user community.
5. Performs system analysis and design functions in the development of new system requirements definition; or enhances existing system requirements.
6. Modifies/develops applications to computer programs and performs unit tests; develops data processing documentation in accordance with established documentation standards. Provides computer programming functions for the various programs within the HPHA.
7. Plans, coordinates and directs systems software support and control programming; database management and operational support installation and maintenance service for centralized computing systems; development, implementation and maintenance of specialized systems software used in support of applications and controls systems.
8. Determines efficiency/capacity and recommends improvements to the computer system and guidance in the effective and efficient use of systems software.
9. Defines, develops, and administers all divisional security procedures and processes; manages access to the division's automated systems; conducts system security studies for conformance to laws, policies and procedures relating to the security guidelines and policies; works with various local, State, Federal and Private sector agencies on all system security issues; and conducts security reviews.
10. Plans, directs and oversees the implementation and support of network components; the evaluation of efficient and cost-effective deployment and usage of transmission media; and the development of policies, standards and procedure and long-range plans and goals for the HPHA's telecommunications infrastructure. Ensures that the plans are consistent with the State's long-range telecommunication's infrastructure to allow connectivity with other agencies.
11. Manages, plans and directs office automation usage and development of customized office automation applications and databases. Provides technical expertise in the support of client applications and WEB development.
12. Oversees and manages the activities of the HPHA's computer network. Enables and maintains network software parameters, configures and optimizes network components including servers and firewalls, routers, switches and hubs.
13. Prepares and maintains production schedules and documentation for new and on going application systems; submits job requests; reviews jobs for quality assurance.
14. Oversees the computer network system and all peripherals located at the School Street locations of the HPHA.
15. Provide technical support to all users within the HPHA; develop and implement training sessions for internal users; plan and implement re-training efforts at the basic, intermediate and management levels.
16. Develops and implements the HPHA's system recovery plan.
17. Participates in Informational Systems technical user and/or Project Committees.
18. Develops and/or updates automated system user guides to reflect current processes and procedures.
19. Prepares status reports and convey concerns regarding the quality and progress of IT systems/projects.
20. Assists in research of office and staff productivity technologies.

PERSONNEL OFFICE

The Personnel Office is responsible for providing personnel staff support and advisory services to the Executive Director, managers and employees of the HPHA. Manages various personnel programs and activities for the HPHA including recruitment, examination and placement, position description, labor relations, civil rights, employee relations and safety, employee training and development, and personnel transactions and records maintenance. Collaborate and coordinate with the DHS Personnel Office in providing/addressing the personnel program needs of the HPHA.

1. Manages the HPHA's personnel programs and activities in accordance with a broad range of standards and requirements, including Federal and State statutes and guidelines, personnel rules, regulations, policies and procedures, and collective bargaining contract provisions.
2. Provides advisory services to management personnel, supervisors, and employees. Interprets civil service regulations, departmental policies and procedures, Federal and State rules and regulations, collective bargaining contractual agreements, etc.
3. Advises management on labor relations issues, such as just cause for discipline, handling of grievances, etc. Conducts grievance investigations, reports findings and makes recommendations for appropriate actions.
4. Meet with employee/employer representatives to discuss problems and negotiate mutual agreements with respect to terms and conditions of employment unique to the HPHA in an attempt to resolve grievances, if necessary.
5. Provides advice and assistance to managers and supervisors in preparing action requests for establishing positions, reallocations, exemptions, etc.
6. Reviews position descriptions prepared by supervisory personnel to insure that all DHRD/DHS requirements are met and that classification recommendations are appropriate before processing the action for appropriate attention.
7. May conduct job audits and perform other job analysis functions in order to advise management on position utilization matters including preventing duplication of effort, overlapping of responsibilities, developing career ladders, etc.
8. Provides advice and assistance to managers and supervisors in planning and conducting recruitment, examination, selection and placement activities for filling of position vacancies; and coordinates with the departmental (DHS) or central (DHRD) recruitment entities, as appropriate, to fill position vacancies with appropriate qualified applicants.
9. Assists managers and supervisors in identifying employee training needs; develops and implements employee training programs and/or obtains/coordinates appropriate resource(s) for in-service training.
10. Ensures that out-service training requests are properly justified and processed on a timely basis.
11. Establishes and maintains appropriate programs to effectively address/monitor employee safety and workers' compensation concerns; and develops and maintains a Loss Control Program.
12. Maintains all status records on employees and positions for the HPHA.
13. Coordinates with managers/supervisors when processing notification of personnel action forms; and collaborates/coordinates with departmental personnel office to ensure timely processing, appropriate control/recording, etc., of such actions.
14. Prepares personnel related reports, projections, etc., as necessary.
15. Keeps managers, supervisors and employees informed on personnel matters and concerns; obtains clarification on personnel issues as necessary and provides advice and guidance in the application of policies, procedures, etc.
16. Maintains the HPHA's authorization documents and reviews proposed reorganizations in order to advise HPHA management of position classification implications and effective staff usage.
17. Identifies problems such as absenteeism, turnover, discriminatory practices, etc., and conducts appropriate research and analysis in order to develop recommendations and proposals for corrective action(s).

PERSONNEL OFFICE (Cont'd)

18. Coordinates and/or monitors various personnel management programs with the departmental personnel office including drug free, civil rights, employee service awards, etc.
19. Maintain close working relationship with other State agencies concerning the Office's areas of responsibility.
20. Reviews and coordinates the HPHA's safety program compliance with Occupational Safety and Health Standards (OSHA) and Hawaii Occupational Safety and Health (HIOSH) requirements.

PLANNING AND EVALUATION OFFICE

This office performs overall planning, evaluation and research activities for programs administered by the HPHA, and coordinates legislative activities for the HPHA.

1. Formulates and assists in developing long and short-range/functional plans to meet the HPHA's program objectives. Updates internally formulated plan documents as required.
2. Compiles, reviews and analyzes statistical, demographic and market data to identify specific levels and types of housing needs within the State; works with the Branches in determining how these needs may best be met; assesses tenant population and potential tenant population; works with other Government agencies, developer and advocacy groups and others to assess needs and identify strategies; incorporates all of this information into the HPHA's long and short-range/functional plans.
3. Reviews and evaluates the HPHA's objectives, policies, procedures and programs; as necessary, submits recommendations for the development of new and/or modifications to existing objectives, policies, procedures and programs for the HPHA.
4. Assists, produces or causes to be produced housing studies and reports.
5. Develops legislative proposals and reports in support of the HPHA's plans and programs; assists in the development of the HPHA's position with respect to legislative, congressional or county council requests and proposals; produces testimony on housing-related legislation and issues; and coordinates all of the HPHA's legislative responses.
6. Develops and maintains communication with congressional delegation, State legislators and county councils on housing-related matters.
7. Develops administrative rule-making procedures of the HPHA; coordinates and assists in the development of revisions of the rules and bylaws as necessary.
8. Assists in maintaining and updating internal and internet websites of housing information and electronic mail system.
9. Develops, compiles, retrieves and reports housing data and statistics for use by the HPHA and other agencies and organizations, and prepares maps, visual aids, and reports for presentation purposes.
10. Conducts market research, needs assessments, and housing studies to assist management in decision making on prospective programs and projects; reviews development proposals to determine whether they will address identified housing needs.
11. Reviews, coordinates and formulates responses to petitions for State land use district boundary amendments, environmental impact Statements; and county development/community plans in conjunction with the Branches.
12. Coordinates applications for grants or other resources to fund projects or programs to meet the housing or supportive services needs of residents assisted by the HPHA.

PROCUREMENT OFFICE

This office provides central procurement, storekeeping, scope of services and inventory and inventory control services for all HPHA programs in accordance with State, Federal and HPHA requirements.

1. Developing clear policies for accountability for Agency-wide procurement management.
2. Process receipts and issues all Agency-wide purchased goods.
3. Coordinate annual physical inventory and assist in the disposal of obsolete equipment.

PROCUREMENT OFFICE (Cont'd)

4. Reviews for proposal (RFP), Invitation for Bids (IFB), Request for Qualifications (RFQ), and any other solicitation for consultant or personal services to ensure compliance with applicable Federal and State laws, rules, regulations, policies and procedures.
5. Insure fiscal and program compliance with all terms and conditions of the contracts through interaction with program staff.
6. Develop and revise purchasing procedures and update Agency manuals.
7. Reviews contractor and consultant contracts.
8. Maintains appropriate records on all purchases and inventory items and prepares reports on these activities as needed.
9. Updates and reviews purchasing manual, re-order points and qualities, and inventory composition.
10. Draws up specifications, advertising and bids as needed.
11. Provide work direction and training to all employees who have purchasing authority to ensure compliance with all purchasing procedures.
12. Maintains appropriate level and composition of inventory for HPHA needs.
13. Distributes items or purchases to users in an efficient and expeditious manner.

CONSTRUCTION MANAGEMENT BRANCH

This Branch provides overall administration for construction administration and technical assistance projects which are assisted by the HPHA to increase housing opportunities for low income households, elderly and special needs groups. Architectural and engineering review and inspection services are provided to contractors for the modernization, capital improvement, and repair and maintenance of existing facilities.

Construction Management Section

This Section develops, implements and coordinates the modernization, capital improvements and extraordinary repairs and maintenance programs for the HPHA's existing facilities. The Section provides architectural and engineering support for the HPHA's projects. In addition, provides construction administration and inspection services for the programs.

Provides clerical support.

Construction Management Units 1 And 2

1. Coordinates and conducts periodic physical needs assessments of existing facilities and, with the assistance of other branches and offices of the HPHA, develops short and long term plans for modernization, capital improvement and extraordinary repairs and maintenance of the facilities.
2. Pursuers and coordinates with Federal, State and county agencies for funding to address the physical needs of the HPHA's existing facilities.
3. Coordinates all phases of the project for modernization, capital improvements, and repairs and maintenance, including but not limited to, government approvals, procurement and preparation of design and construction contracts, construction, project fund management and inspection services.
4. Administers construction contracts for projects assigned to this Section to ascertain that all work complies with the intent of the plans and specifications; in consultation with other sections, reviews design and construction modification requests and makes decision on request; inspects and certifies work completed for payment to contractors; and accepts completed projects.
5. Analyzes the cash flow of assigned projects and prepares reports regarding the projects' funds; validate the source and availability of funds and exercise control over the disbursement of appropriated funds.
6. Coordinates with and assists other branches of the HPHA on the reconstruction of existing facilities.
7. Prepares work scope and specifications for small contracts and coordinates procurement of services.

Construction Management Units 1 And 2 (Cont'd)

8. Monitors project and contract compliance with applicable laws, ordinances, rules and standards including applicable Federal, State determinations and program requirements as it relates to construction.
9. Develops inspection plans and performs inspections on all units/projects during construction for quality control and conformance with plans and specifications, compliance with applicable laws, ordinances, rules and standards.
10. Reviews requested construction modifications (i.e. Change Orders/Change Proposals) during the construction period to ascertain suitability, practicality, and conformity with previously issued construction documents during the construction period and reports all construction related issues.
11. Assists other branches and offices of the HPHA and verifies that all necessary actions required to correct construction, equipment, material, appliance, and other deficiencies under homeowners/construction warranty policies are taken.
12. Investigates complaints which are construction related or concerning vacant land parcels.
13. Conducts special inspections to resolve resident complaints or in response to allegations of inadequate property maintenance.
14. Assists with the procurement process for the repair and maintenance of units to be purchased, sold or rented, relating to the maintenance of vacant parcels, or to address complaints.

Development Support Section

This section provides assistance with quality control, hazardous materials (i.e. Lead-Base Paint (LBP), asbestos Containing Materials (ACM), etc., and accessibility requirements for the HPHA's new projects, modernization, repair, and maintenance of existing rental projects, and for projects assisted by the HPHA. In addition, this section will also assist with the conformance with plans and specifications, compliance with applicable laws, ordinances, rules and standards, coordinates with the appropriate branch/section or office of the HPHA and monitors compliance with Federal Labor Standards Provisions and applicable Federal and State wage determinations, Section 3, and other Federal and State program requirements as it relates to construction.

Provides clerical support services for the Development Support Section.

1. Reviews and provides recommendations on constructions plans, specifications, products, proposals, bid submissions, contracts, change orders, and other related proposals through all stages of planning, development, construction and warranty.
2. Review plans and specifications for the HPHA compliance with applicable laws, ordinances, rules and standards, and maintains the HPHA's plans and specifications as part of a proposed Automated Work Management System (AWMS).
3. Reviews, assists or prepares cost estimates for construction, repair and maintenance of projects beyond the capability of the Section.
4. Conducts site analysis and infrastructure investigation and develop concepts for potential development.
5. Assists other branches and sections of the HPHA with the preparation, implementation or administration of design guidelines, and declaration of covenants, conditions and restrictions (CC&R's), U.S. Dept. of Housing and Urban Development (HUD) Total Development Cost (TDC) calculations/assessment, U.S. Environmental Protection Agency (EPA) compliance, etc.
6. Establish standards for design and construction for the HPHA's projects or projects assisted by the HPHA; and provides design support to the HPHA.
7. Assists other branches and offices of the HPHA with the administration of construction contracts for all new development, maintenance, repair, rehabilitation, replacement and hazardous materials projects to ascertain that all work generally complies with the intent of the plans and specifications and applicable laws, ordinances, rules and standards; reviews and evaluates change orders for conformance to contract requirements.

Development Support Section (Cont'd)

8. Develops operations and maintenance standards (i.e. Maintenance Policies and Procedures Manual) for the HPHA and develops specifications for contractual services for major building systems.
9. Conducts or causes to be conducted, research on housing materials, designs, and technology and develops the means for applying the findings of such investigation to the HPHA's designated projects.
10. Monitors compliance with Federal Labor Standards Provisions and applicable Federal and State wage determinations, and other Federal and State program requirements as it relates to construction.
11. Monitors compliance with HUD's Section 3 Provisions to provide the opportunity to secure employment through training opportunities, job matching and referral services with include outreach and recruitment, case management, basic skills and leadership development, construction vocational training per applicable Federal, State, and other program requirements.
12. Assists other branches and offices of the HPHA with the collection of and management of construction documentation.
13. Provides support to the Construction Management Section of detailed planning of selected housing sites and parcels of land, including but not limited to, infrastructure development and community redevelopment.

PROPERTY MANAGEMENT AND MAINTENANCE SERVICES BRANCH

Performs management and maintenance of assigned housing, vacant land and equipment owned or managed by the HPHA; and works directly with residents in identifying their needs in order to assist in coordinating services and programs to meet those needs.

1. Coordinates the application and management functions of public housing rental programs administered by the HPHA.
2. Initiates the development and coordinates the implementation of rules and regulations to be in compliance with Federal and State requirements.
3. Assesses the adequacy and effectiveness of management, maintenance and resident services programs of the Branch and revises them as needed in concert with the HPHA's plans.
4. Develops and establishes management and maintenance plans to reflect the HPHA's goals; monitors performance against established performance standards, criteria, goals, and guidelines to achieve optimal performance; provides assistance as needed to implement the plans to meet performance objectives; develops policies and procedures on matters relating to management, maintenance, applications for and occupancy of housing facilities and programs.
5. Maintains communication between the Branch and Federal, State, and local agencies to facilitate the operations of the Branch and keeps all sections informed on activities and actions.
6. Collaborates in the review and approval of Management and Maintenance budget requests in coordination with the Fiscal Management Office.
7. Assesses training requirements for the Branch and directs participation in training programs to achieve optimal performance.
8. Facilitates investigations of and resolutions to complaints, problems and program inefficiencies.

PROPERTY MANAGEMENT AND MAINTENANCE SERVICES
BRANCH (Cont'd)

9. Performs work order call center functions; Provides specialized central support services for assigned housing facilities of the HPHA owned and managed by the HPHA to include but not limited to:
 - a. Receiving phone calls from development residents or area management offices about needed repairs for interior and/or exterior property, owned by the HPHA.
 - b. Prepares for input of work order details into a work order call system or a tabulated order form.
 - c. Review completed work orders for completeness to insure correctness of details required for job completion.
 - d. Forwarding the data to the respective area management office for work to be assigned to the maintenance staff.
 - e. Tabulating of completed work orders at the call center based on the input of data collection from each area management office to determine work performance and resident satisfaction.
10. Coordinates maintenance support functions of the HPHA.
11. Evaluates, develops and revises maintenance support functions of the HPHA.
12. Maintains maintenance call center workload database for the HPHA and acts as the information resource for the HPHA's and area planning and budget activities.

Central Maintenance Services Section

1. Provides specialized central support services for the HPHA. Centralized support services to include grounds maintenance, plumbing, electrical, welding, carpentry, painting, refrigeration, air conditioning, concrete/masonry, auto mechanic, heavy equipment and dump truck operation.
2. Coordinates, schedules, and provides specialized power equipment and vehicle maintenance support for assigned areas Statewide.
3. Coordinates maintenance support functions of the HPHA.
4. Provides centralized maintenance support services for assigned housing facilities, vacant land and parcels owned or managed by the HPHA.
5. Plans, schedules, and performs major maintenance, repair and alteration work which are beyond the normal capabilities of the Management Units maintenance staff.
6. Assesses facility maintenance needs for assigned properties and develops plans and schedules to address those needs.
7. Evaluates, develops and revises maintenance standards and procedures in conjunction with the Construction Management Branch for housing programs under the jurisdiction of the Property Management and Maintenance Services Branch.
8. Maintains maintenance workload database for the HPHA and acts as the information resource for the HPHA's and area planning and budget activities.
9. Coordinates preparation of and updates the maintenance modernization and operating plans for public housing developments.
10. Administers the HPHA's Preventive Maintenance Program and the major systems inspection program.
11. Plans and coordinates landscape maintenance services for assigned properties and facilities owned or managed by the HPHA.
12. Coordinates after hour and weekend emergency maintenance services.
13. Maintains and updates maintenance policy and procedural manuals.

Management Section

Oversees assigned Federal and State housing programs. Coordinates application intake, screening, and eligibility determination functions for public housing rental programs. Provides overall management and coordination of day to day services for public housing developments assigned to the Section. Tracks the Section's performance against established performance standards of assigned programs to achieve optimal results.

Applications Services Unit

1. Receives applications for assigned HPHA owned and/or managed rental housing units and rent subsidy programs under Federal and State programs and reviews and determines eligibility of applicants for placement based on applicable State and Federal regulations and guidelines into housing facilities and rent subsidy programs on Oahu.
2. Maintains records and files on all applications for assigned programs.
3. Implements approved policies, rules, and regulations relating to rental and occupancy matters.
4. Identifies applicants who may be in need of additional supportive services and refers them to appropriate Counseling entities.
5. Coordinates closely with the Management and Rent Subsidy units on lease up to ensure the HPHA's occupancy and vacancy standards are met.
6. Assists the Management Section in providing eligibility determination for continued occupancy.

Management Units 1-5, 7-9

1. Provides day-to-day management, maintenance, and resident services for public housing developments assigned to the Management Unit.
2. Repairs and maintains facilities and grounds within the capabilities of assigned Management Unit Maintenance staff.
3. Enforces lease provisions and makes recommendations for corrective action to ensure proper use and occupancy of rental units.
4. Evaluates the needs of resident families regarding social, health, education, recreation, employment and family relations and provides assistance in securing services and programs to need their needs.
5. Recommends revisions to and assists in developing policies, procedures, rules and regulations on matters pertaining to the management, maintenance, and resident services in public housing.
6. Fosters and establishes working relationships with community groups and other agencies for the benefit of the residents and the HPHA.
7. Coordinates with the Applications Unit on unit lease up to ensure that the HPHA's occupancy and vacancy standards are met.
8. Develops and implements management unit budget and maintenance work plan.
9. Prepares reports and maintains demographic records and statistics for assigned housing programs.
10. Represents the HPHA on the neighbor islands.
11. Interviews residents for re-determination of continued eligibility for unit occupancy and income received to establish share of rent.
12. Receives applications for assigned programs and determines eligibility and support needs of applicants for placement.
13. Investigates complaints and counsels residents on lease violations.
14. Implements approved policies, procedures, rules and regulations on matters relating to assigned housing programs.
15. Coordinates requests for the Maintenance Section services.
16. Responds to after hour calls for emergency repairs.

Management Units 1-5, 7-9 (Cont'd)

17. Conducts various inspections to assess and ensure safety, cleanliness and/or needed repairs.
18. Provides clerical support for the management unit.
19. Maintains files, records, manuals and correspondence under the jurisdiction of the management unit.
20. Provides fiscal and physical accounting support for the management unit.

Private Management Contracts Section

Responsible for administering and overseeing the operations of privately managed, Federal and State funded developments owned by the HPHA to ensure all terms of agreements are properly implemented and accomplished by private sector agencies; and adhere to applicable rules, policies and procedures.

1. Analyzes all proposals with regards to planning, development and management of all rental properties and prepares feasibility analysis in the area of property management for the HPHA.
2. Coordinates the development, establishment and implementation of criteria for incorporating into guidelines for various facets of private sector management of HPHA owned rental properties.
3. Prepares, processes and evaluates competitive bids for property management services.
4. Initiates, assembles, and implements all governing documents, agreements, contracts and leases for all assigned rental properties.
5. Prepares annual operating budgets for assigned rental properties.
6. Facilitates annual financial audit of HPHA owned rental properties.
7. Coordinates and/or conducts special inspections as necessary to resolve complaints or in response to allegation of poor/inadequate property management/maintenance of HPHA owned rental properties.
8. Provides management information on current trends and recommends policies for operating lease and rental properties for all corporate programs.
9. Maintains liaison with non-dweller space and facilities (e.g., commercial areas, community centers, etc.) of the HPHA.
10. Administers and manages non-dwelling space and facilities (e.g., commercial areas, community centers, etc.) of the HPHA.

Resident Services Section

The Resident Services Section is responsible for the development and monitoring of housing supportive services programs for housing project residents, and those with special housing needs primarily through the grant application process and the administration, coordination, and evaluation of the HPHA's resident services. The Section also provides technical support to public and private service agencies in the establishment and operation of supportive housing programs.

1. Collects, analyzes, and disseminates information on services and other programs provided by other housing authorities across the nation to support residents in improving their environment and efforts towards economic independence.
2. Researches Federal and private funding sources; prepares and coordinates grant applications for those funds; and conducts ongoing needs assessments of the residents with private and public agencies involved with resident services and self-sufficiency programs.
3. Develops plans and procedures in coordination with private and public agencies for the introduction of new programs and the modification of existing resident services programs, as well as the administration of grants for resident services.
4. Coordinates with State, county, and other public and private agencies to develop programs and establishes referral systems to service those with special housing needs and serves as liaison for the HPHA with other agencies and community groups in developing strategies for resident related self-sufficiency programs.

Resident Services Section (Cont'd)

5. Assists and coordinates with the Planning and Evaluation Office in compiling statistical and demographic data on all needs assessment for the resident services.
6. Develops, coordinates, administers and evaluates new and existing resident services program contracts; and coordinates resident services activities with the Property Management and Maintenance Services Branch and private and public agencies.
7. Coordinates the submission of all progress reports for the HPHA's resident services programs and contracts.
8. Develops, coordinates, and conducts resident services related training and workshops and provides technical assistance on the new and existing resident services programs for personnel servicing the residents of individual housing projects and private and public agencies.
9. Provides assistance to and coordinates activities for resident advisory councils, works with residents and resident advisory councils to develop and implement programs operated by residents to improve their environment and efforts towards economic independence and budgeting and expenditure of resident participation funds and operation and maintenance of resident council offices.
10. Develops, implements and evaluates compliance with service standards developed by HPHA for use by contractors, organizations providing on-site services, occupying HPHA facilities or desiring to enter into collaborative partnerships with HPHA.
11. Participates on ad-hoc planning committees for renovations, remodelizations, or construction of public housing units or on-site facilities to provide technical assistance and insight facilities to provide technical assistance and insight related to supportive services and/or resident needs.

Clerical Services Staff

Provides clerical support.

SECTION 8 SUBSIDY PROGRAMS BRANCH

Coordinates application and rental assistance functions for rent subsidy programs administered by the HPHA. Provides initial determination of the need for support services and makes referrals to appropriate public and private service providers as needed. Reviews and monitors relocation assistance plans submitted to the HPHA.

Inspection Section

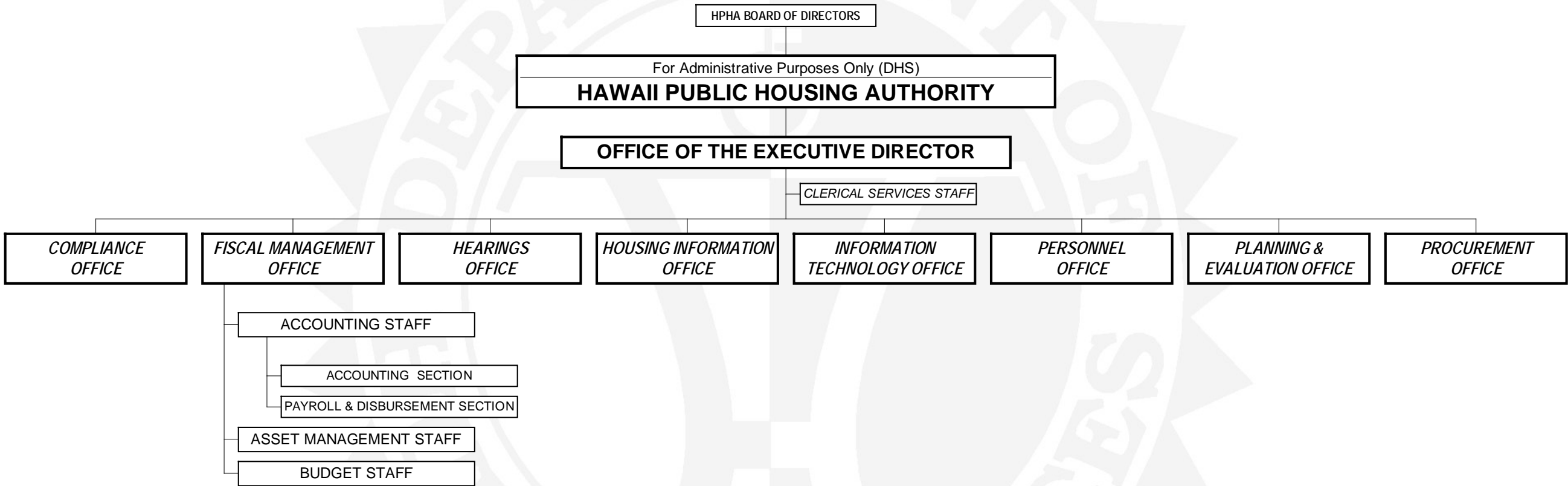
1. Schedules and conducts on-site inspections of initial and existing rental units in the private sector throughout Oahu.
2. Documents and maintains the Housing Quality Standard (HQS) fail report and enforcement of the HQS.
3. Records the condition of the rental unit on the inspection form that is prescribed by the Department of Housing and Urban Development (HUD) and/or by the Hawaii Public Housing Authority (HPHA).
4. Judges the grading of a unit condition using general accepted principal and standards to ensure that the unit is safe, decent and sanitary.
5. Gathers housing rental information, analyzes and compiles data on rents throughout the community to determine whether rents currently being charged are reasonable for comparable units.
6. Maintains an updated listing of comparables by type, size, location, amenities, age, services, census tract, etc.
7. Determines documentation and certification for approval or disapproval.
8. Determines liabilities on vacant units that are damaged.
9. Performs a variety of clerical functions including typing, duplicating, filing, requisitioning office supplies, preparing/processing personnel forms and reports, answering phone calls and routing to appropriate parties.

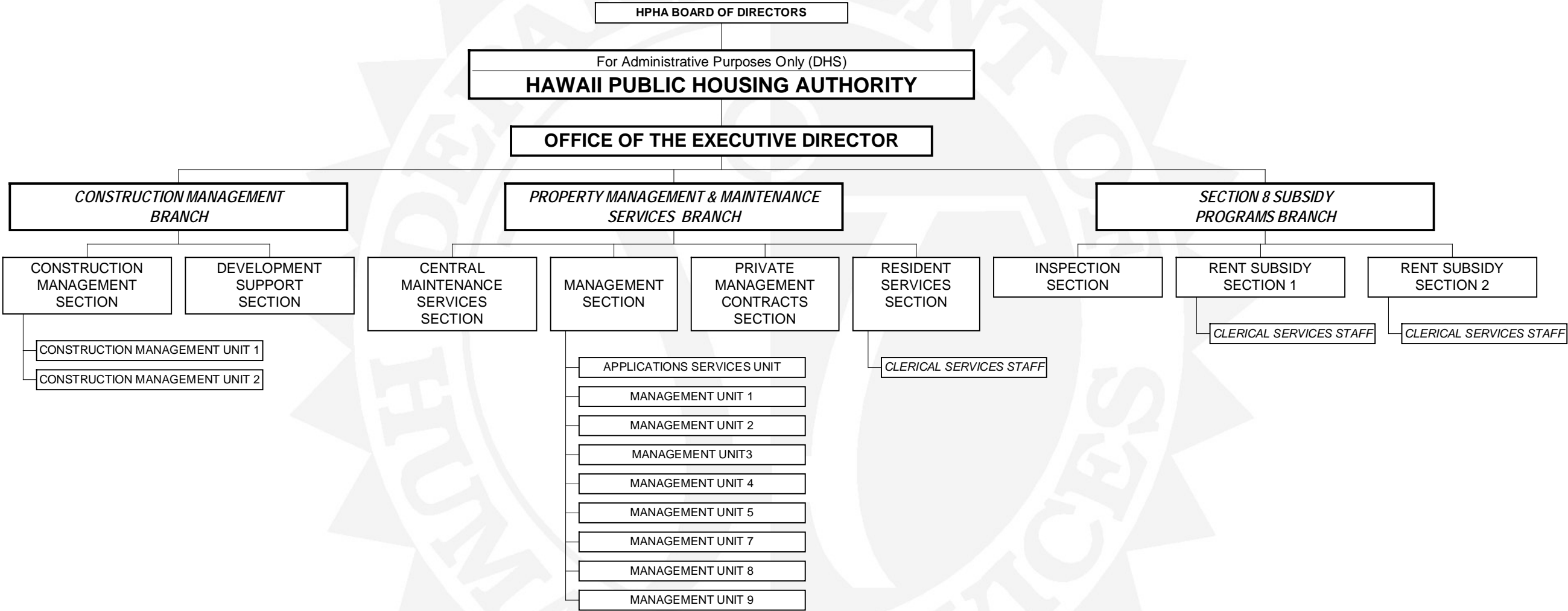
Rent Subsidy Sections 1 And 2

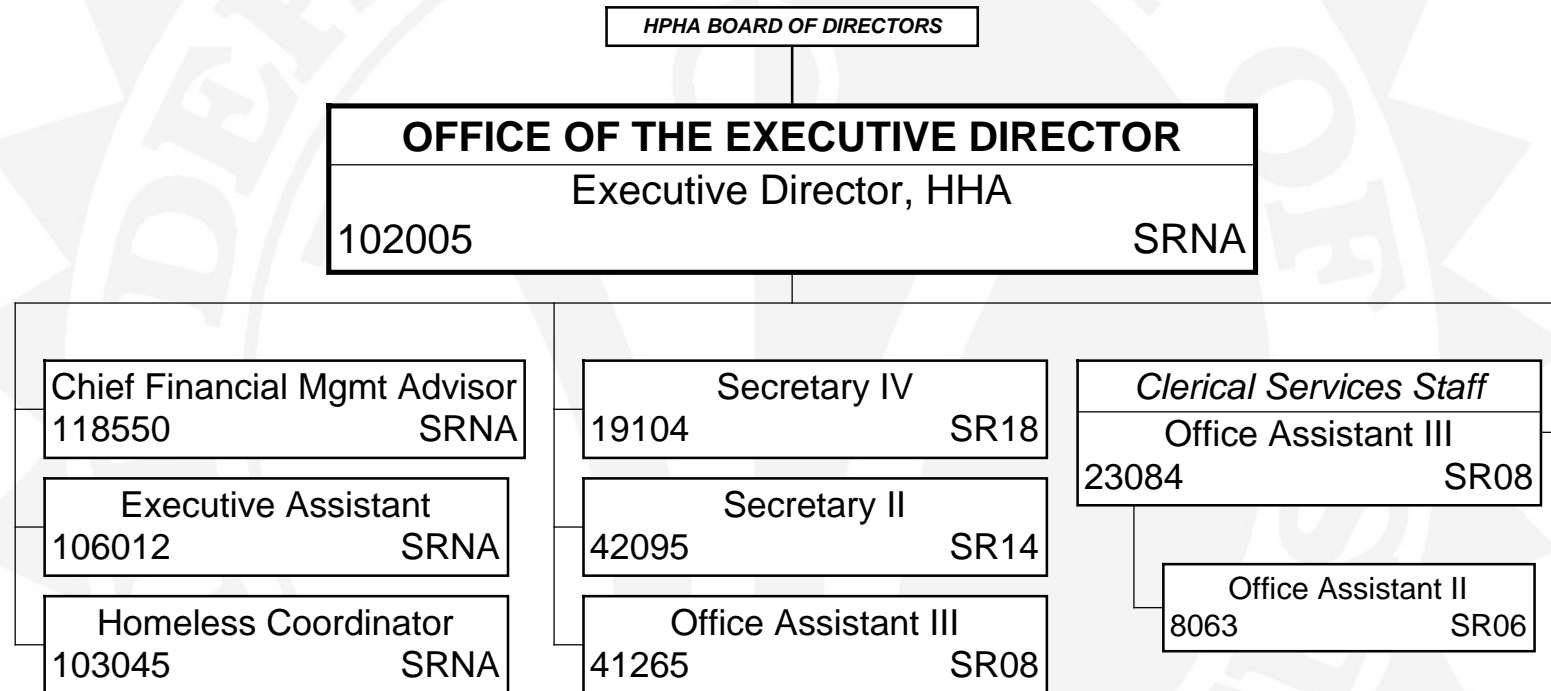
1. Coordinates the implementation of rules and regulations to be in compliance with Federal and State rent subsidy program requirements.
2. Assesses the adequacy and effectiveness of assigned programs and revises them as needed in consort with the HPHA's plans.
3. Initiates policies and procedures on matters relating to applications for and occupancy of housing facilities and programs.
4. Monitors performance against established subsidy programs performance standards, criteria, goals, and guidelines to achieve optimal performance; provides assistance as needed to implement the program to the Section.
5. Facilitates investigations of and resolutions to complaints, problems and program inefficiencies for assigned program to the Section.
6. Provides listing and referral services to applicants seeking to rent homes to include those with special housing needs.
7. Interviews participants for re-determination of continued eligibility and to establish share or rent.
8. Develops counseling programs for residents on matters such as financial management and budgeting, basic housekeeping, communicating effectively and getting along with others, and other matters which may be considered desirable or necessary.
9. Maintains non housing programs and other supportive services for low and moderate-income families administered in the State by the public or private sector including those for individuals with special housing needs.
10. Provides information about available housing programs and provides applicants with referrals to appropriate agencies or programs for services based on individual needs and qualifications.
11. Prepares and executes contracts with owners, landlords, managing agents and program units; prepares applications to the U.S. Department of Housing and Urban Development (HUD) for program expansion as additional funding becomes available for rent subsidy programs.
12. Provides outreach to families and landlords to promote rent subsidy programs and to assist in locating units to rent; fosters and establishes working relationships with real estate management staff, the community and other agencies for the benefit of the rent subsidy programs.
13. Evaluates and approves claims by landlords against the HPHA's security deposit guarantee.
14. Identifies participants who may be in need of additional assistance and refers them to housing opportunity outreach counseling services.
15. Ensure that the HPHA meets the Section 8 Management Assessment Program standards (SEMAP).
16. Implements approved policies, procedures, rules and regulations relating to the rent subsidy programs. Recommends revisions to assists in developing the same.
17. Develops and implements unit budget; develops and prepares reports and maintains records and statistics on rent subsidy matters for Federal, State, and the HPHA's purpose.
18. Assists the Management Section in providing eligibility determination for continued occupancy.

Clerical Services Staff

Provides clerical support.







HPHA BOARD OF DIRECTORS

OFFICE OF THE EXECUTIVE DIRECTOR

Executive Director, HHA

102005

SRNA

COMPLIANCE OFFICE

Chief Compliance Officer

103020

SRNA

FISCAL MANAGEMENT OFFICE

Fiscal Officer I

41041

SR26

HEARINGS OFFICE

Housing Hearings Ofcr

103012

SRNA

HOUSING INFORMATION OFFICE

Housing Information Officer

102041

SRNA

INFORMATION TECHNOLOGY OFFICE

HCDCH Data Procsng Sysys Anal V

102037

SRNA

PERSONNEL OFFICE

Special Assistant

107933

SRNA

PLANNING & EVALUATION OFFICE

Housing Planner (Spvr)

102034

SRNA

PROCUREMENT OFFICE

Contracts and Procurement Ofcr

100882

SRNA

**CONSTRUCTION
MANAGEMENT BRANCH**

State Housing Development Administrator

25649

EM07

**PROPERTY MANAGEMENT &
MAINTENANCE SERVICES BRANCH**

Public Housing Manager

101072

SRNA

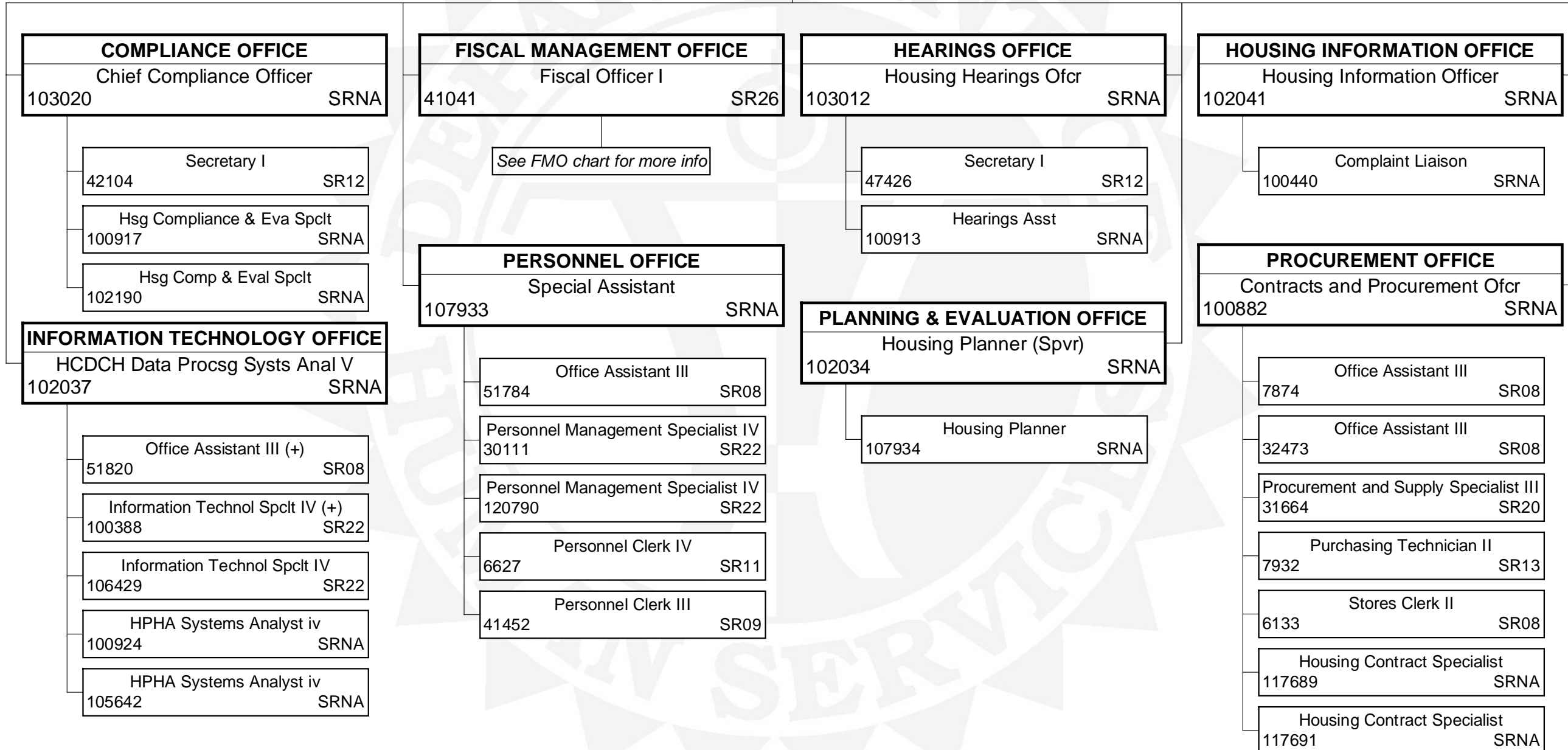
**SECTION 8 SUBSIDY
PROGRAMS BRANCH**

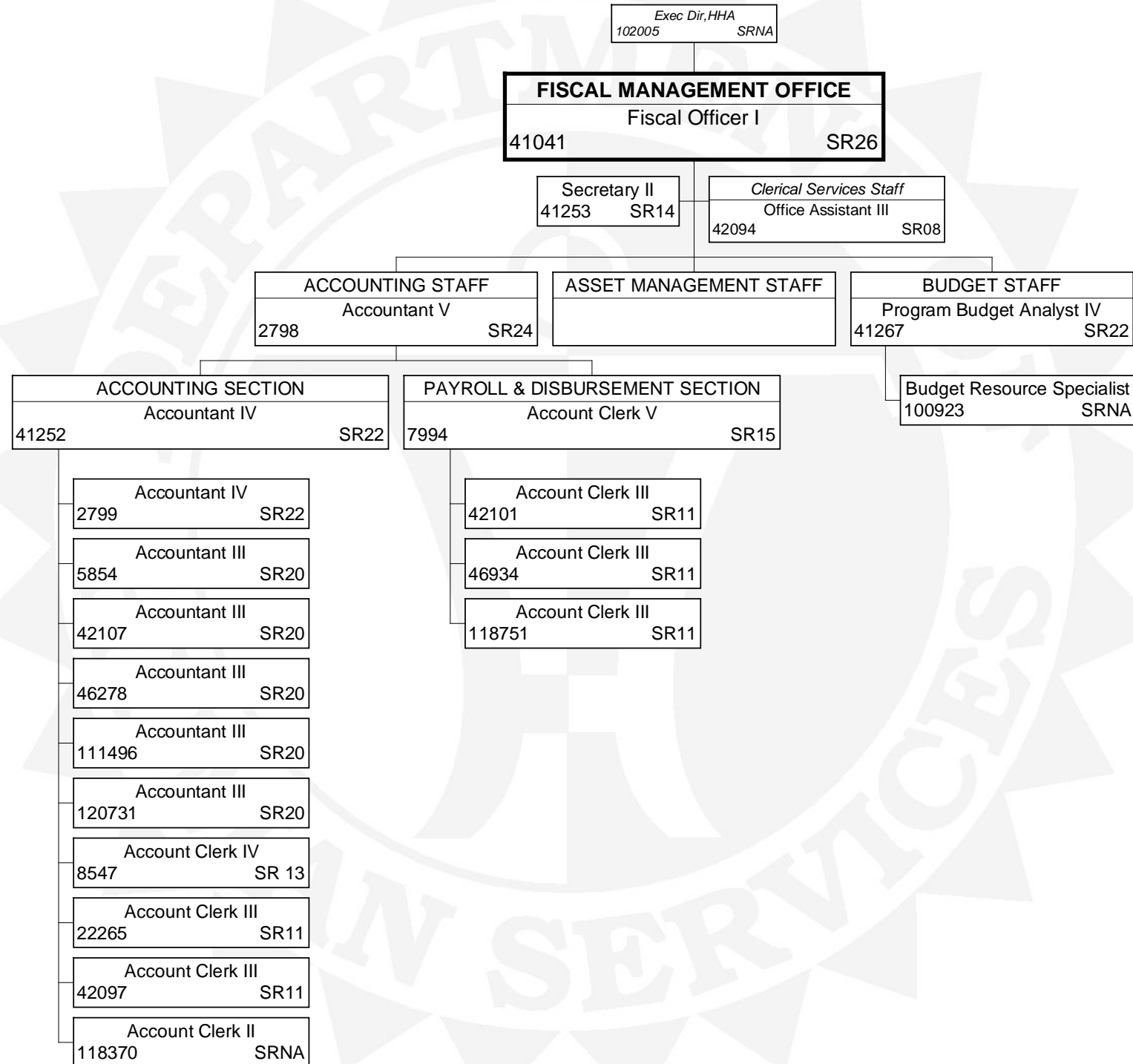
Public Housing Supervisor V

41280

SR24

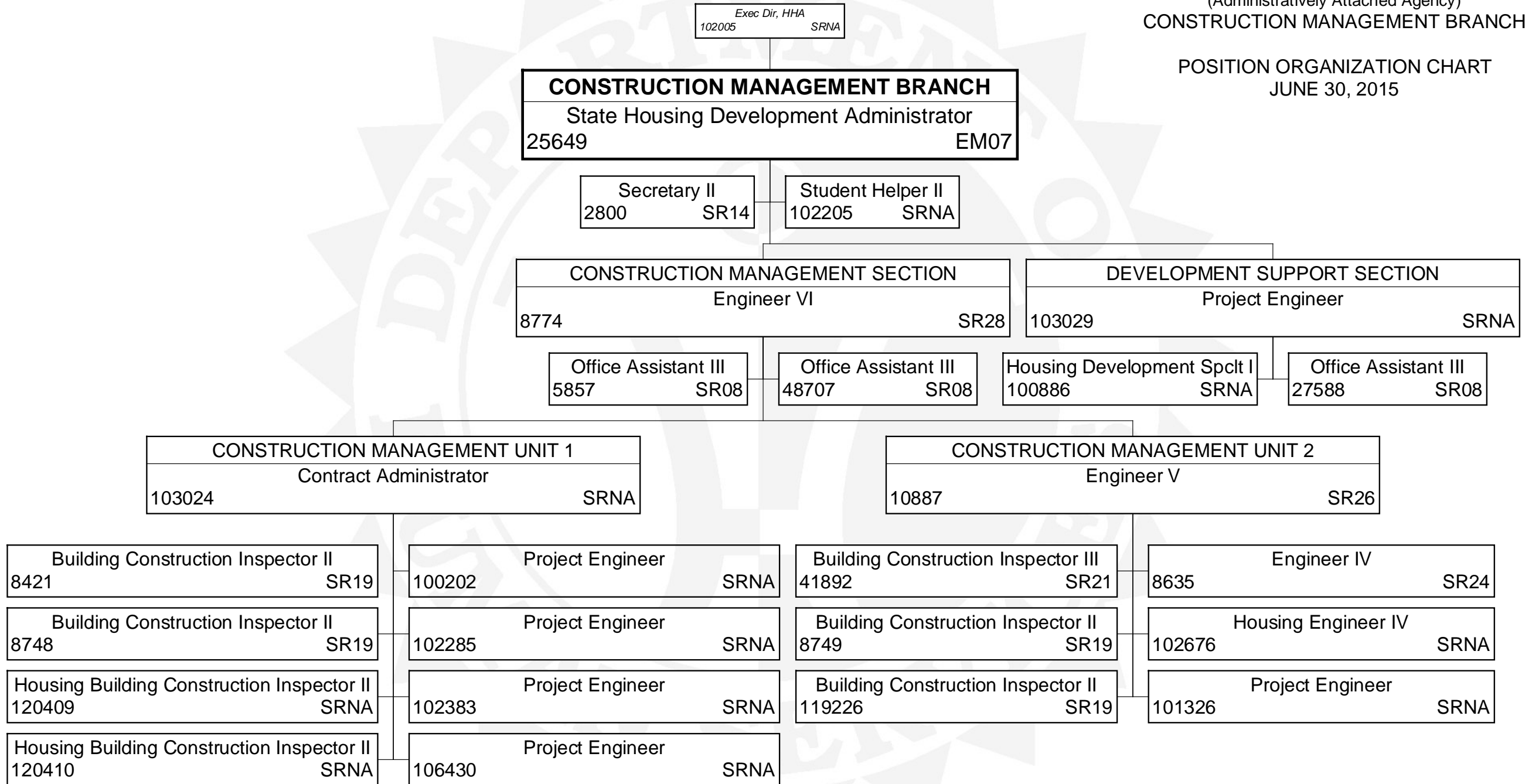
Exec Dir, HHA
 102005 SRNA

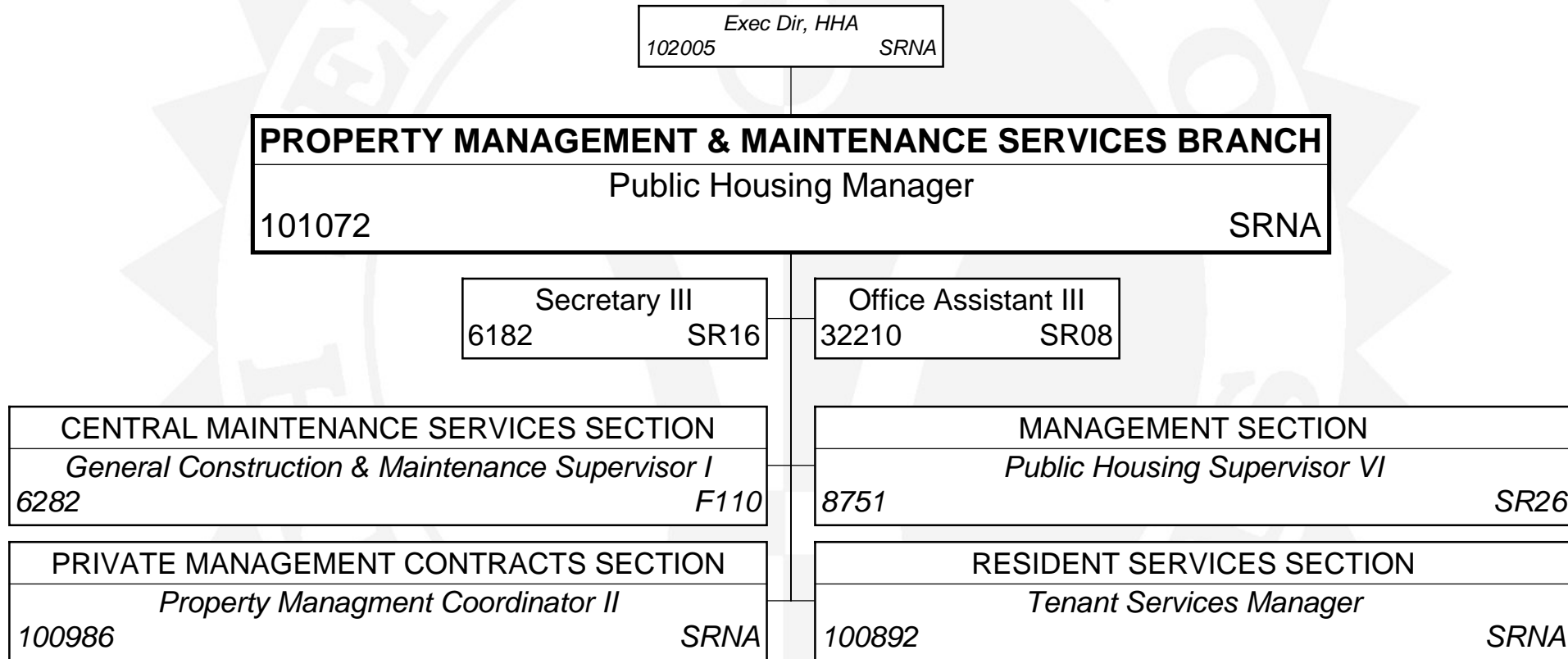




STATE OF HAWAII
 DEPARTMENT OF HUMAN SERVICES
 HAWAII PUBLIC HOUSING AUTHORITY
 (Administratively Attached Agency)
 CONSTRUCTION MANAGEMENT BRANCH

POSITION ORGANIZATION CHART
 JUNE 30, 2015





STATE OF HAWAII
 DEPARTMENT OF HUMAN SERVICES
 HAWAII PUBLIC HOUSING AUTHORITY
 (Administratively Attached Agency)
 PROPERTY MANAGEMENT & MAINTENANCE SERVICES BRANCH
 CENTRAL MAINTENANCE SERVICES SECTION

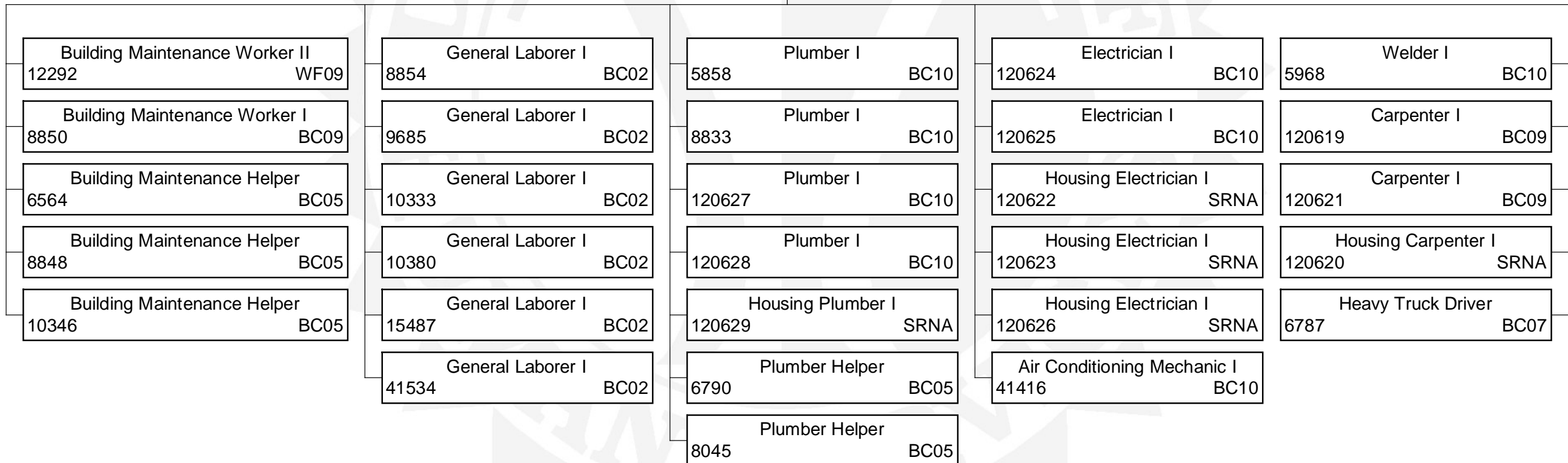
POSITION ORGANIZATION CHART
 JUNE 30, 2015

Public Housing Manager
 101072 SRNA

CENTRAL MAINTENANCE SERVICES SECTION
 General Construction & Maintenance Supervisor I
 6282 F110

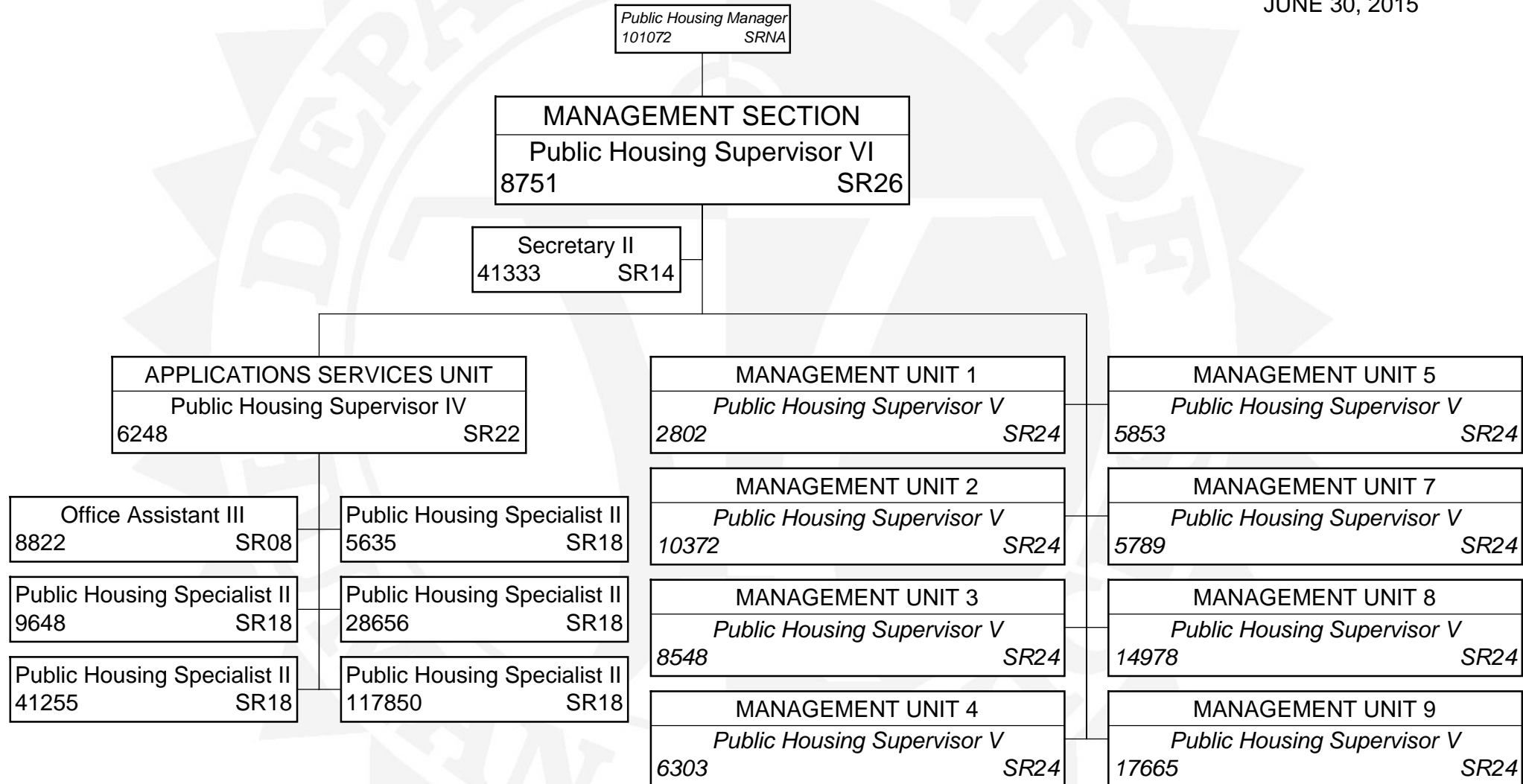
Clerk I
 105751 SRNA

Office Assistant III
 28374 SR08



STATE OF HAWAII
 DEPARTMENT OF HUMAN SERVICES
 HAWAII PUBLIC HOUSING AUTHORITY
 (Administratively Attached Agency)
 PROPERTY MANAGEMENT & MAINTENANCE SERVICES BRANCH
 MANAGEMENT SECTION

POSITION ORGANIZATION CHART
 JUNE 30, 2015

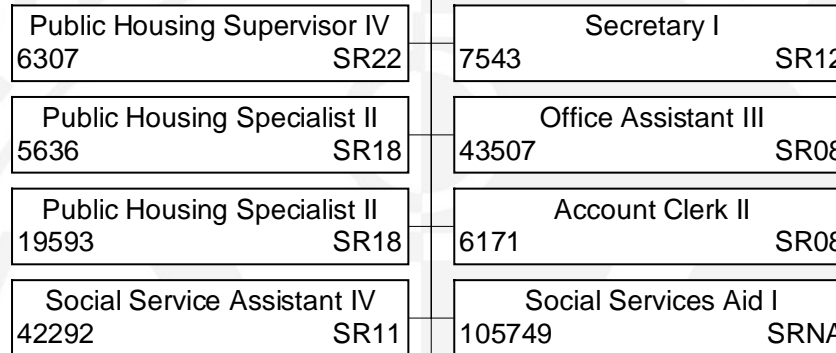


STATE OF HAWAII
 DEPARTMENT OF HUMAN SERVICES
 HAWAII PUBLIC HOUSING AUTHORITY
 (Administratively Attached Agency)
 PROPERTY MANAGEMENT & MAINTENANCE SERVICES BRANCH
 MANAGEMENT SECTION
 MANAGEMENT UNIT 1

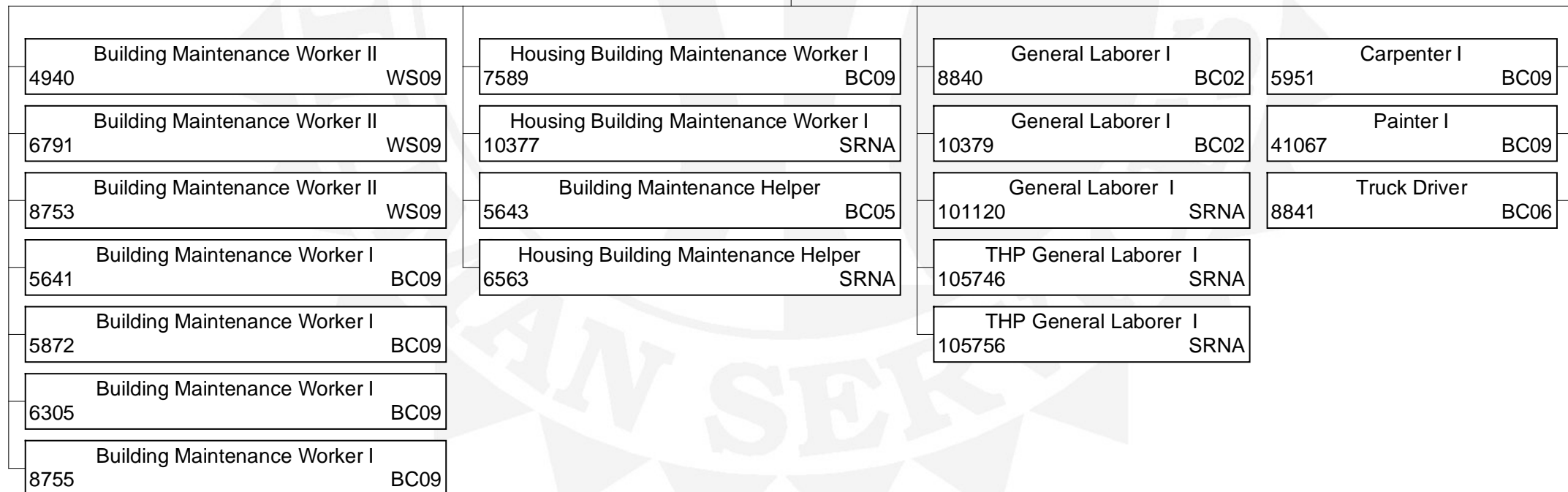
POSITION ORGANIZATION CHART
 JUNE 30, 2015

Public Housing Supervisor VI
8751 SR26

MANAGEMENT UNIT 1
 Public Housing Supervisor V
2802 SR24




General Construction & Maintenance Supervisor I
8640 F110



STATE OF HAWAII
 DEPARTMENT OF HUMAN SERVICES
 HAWAII PUBLIC HOUSING AUTHORITY
 (Administratively Attached Agency)
 PROPERTY MANAGEMENT & MAINTENANCE SERVICES BRANCH
 MANAGEMENT SECTION
 MANAGEMENT UNIT 2

POSITION ORGANIZATION CHART
 JUNE 30, 2015

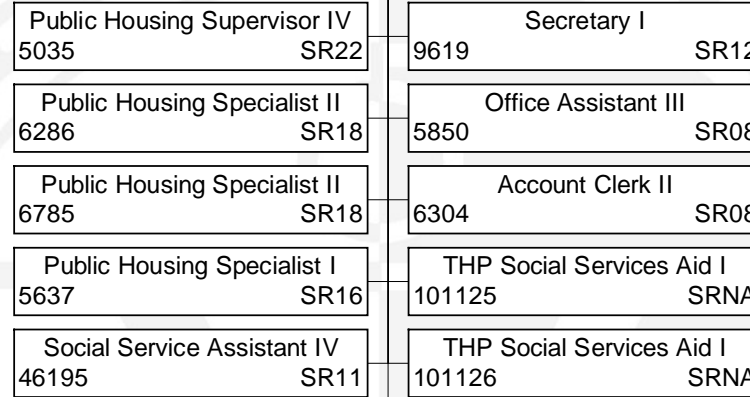


STATE OF HAWAII
DEPARTMENT OF HUMAN SERVICES
HAWAII PUBLIC HOUSING AUTHORITY
(Administratively Attached Agency)
PROPERTY MANAGEMENT & MAINTENANCE SERVICES BRANCH
MANAGEMENT SECTION
MANAGEMENT UNIT 3

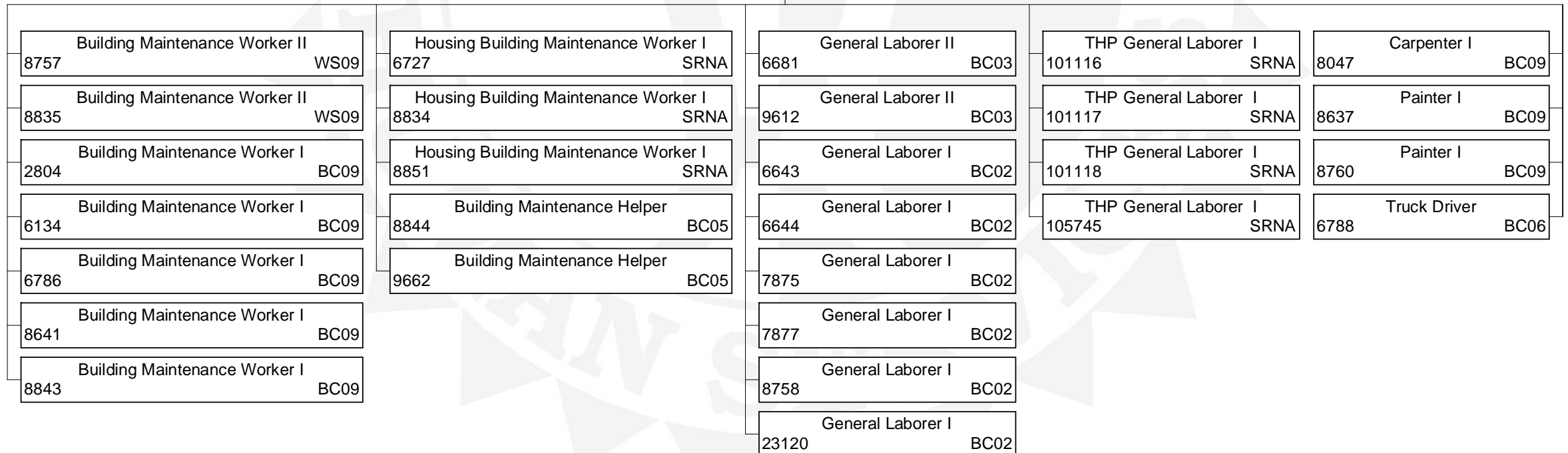
POSITION ORGANIZATION CHART
JUNE 30, 2015

Public Housing Supervisor VI
8751 SR26

MANAGEMENT UNIT 3
Public Housing Supervisor V
8548 SR24

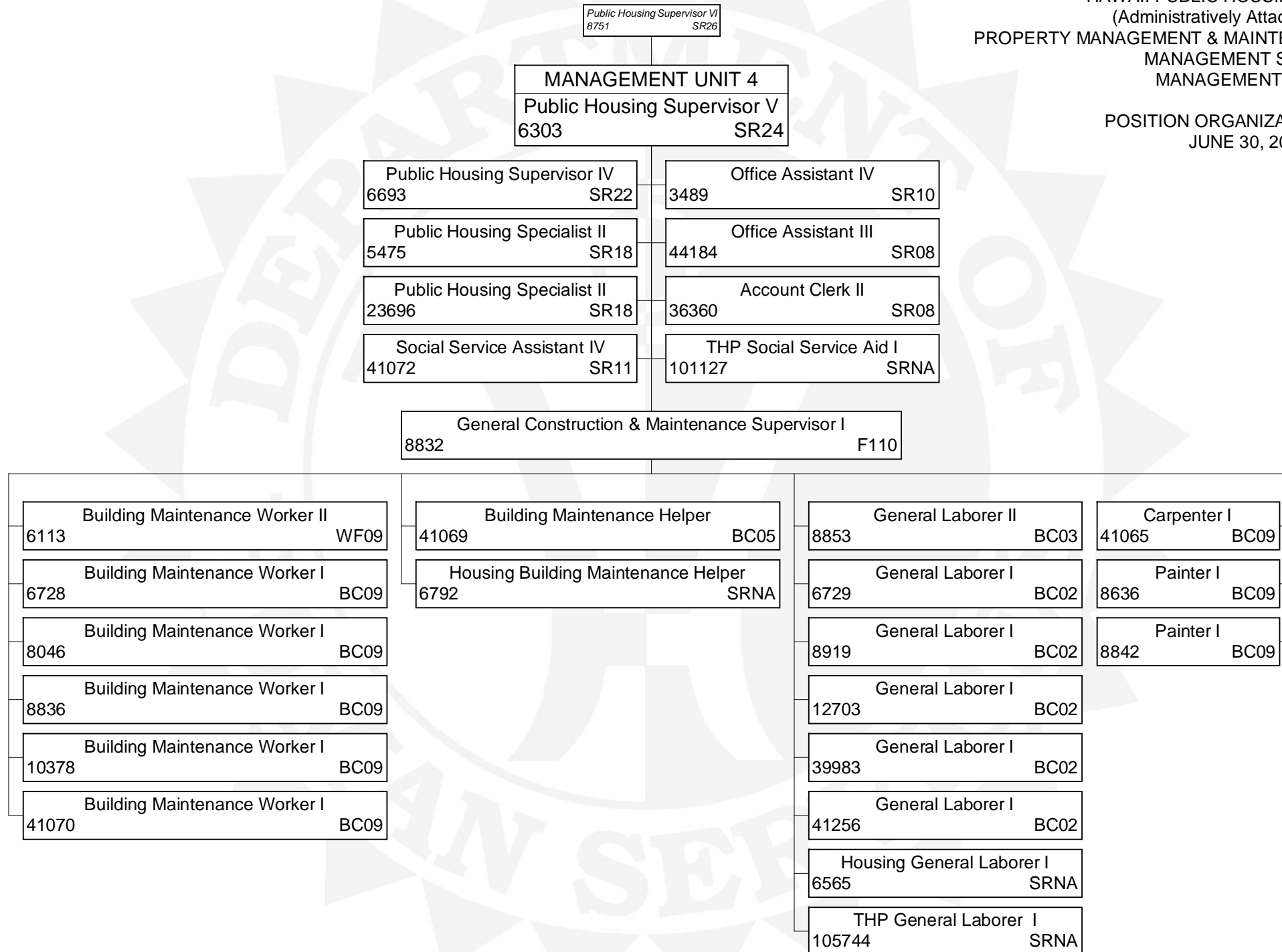


General Construction and Maintenance Supervisor I
6281 F110



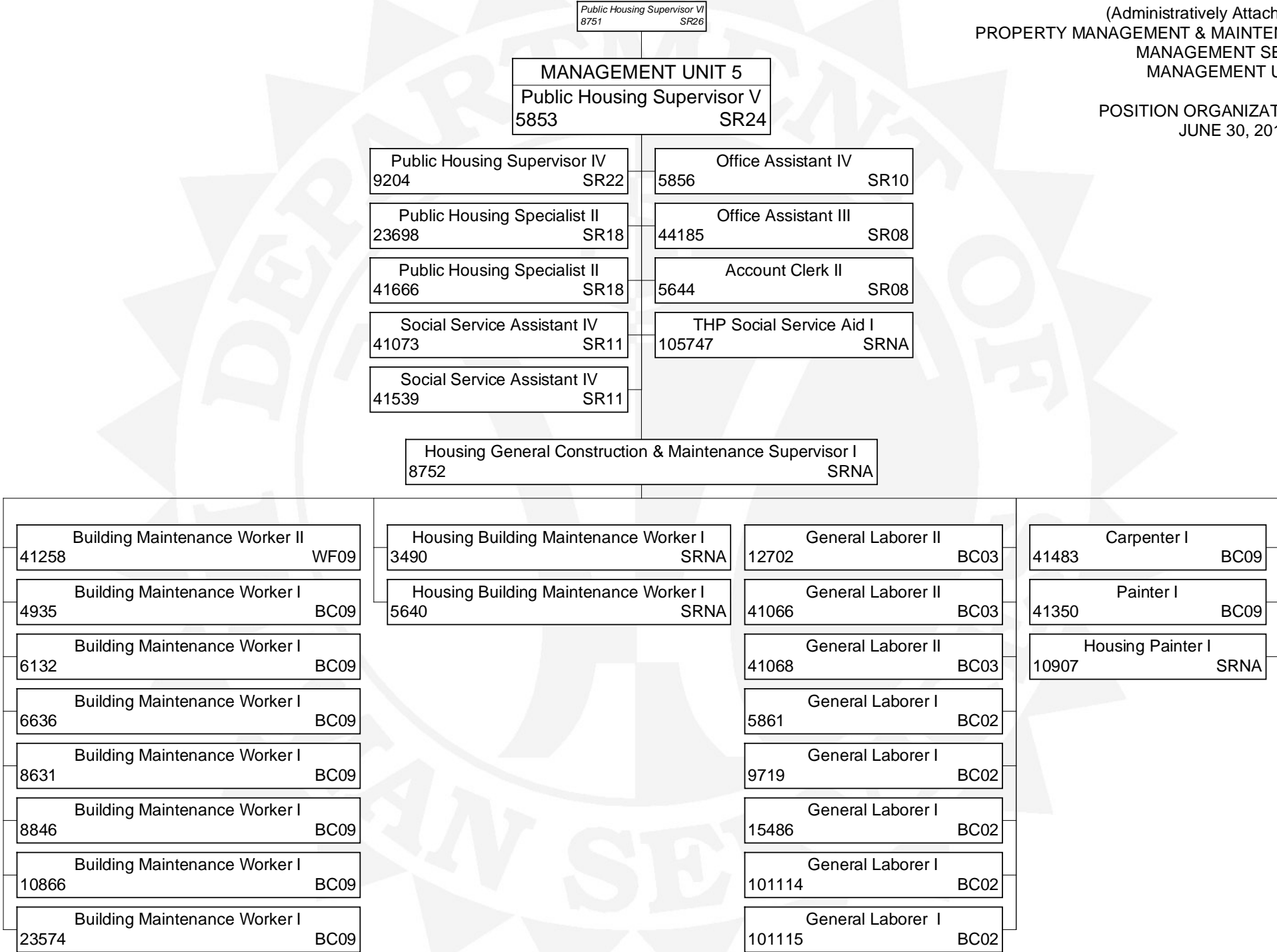
STATE OF HAWAII
 DEPARTMENT OF HUMAN SERVICES
 HAWAII PUBLIC HOUSING AUTHORITY
 (Administratively Attached Agency)
 PROPERTY MANAGEMENT & MAINTENANCE SERVICES BRANCH
 MANAGEMENT SECTION
 MANAGEMENT UNIT 4

POSITION ORGANIZATION CHART
 JUNE 30, 2015



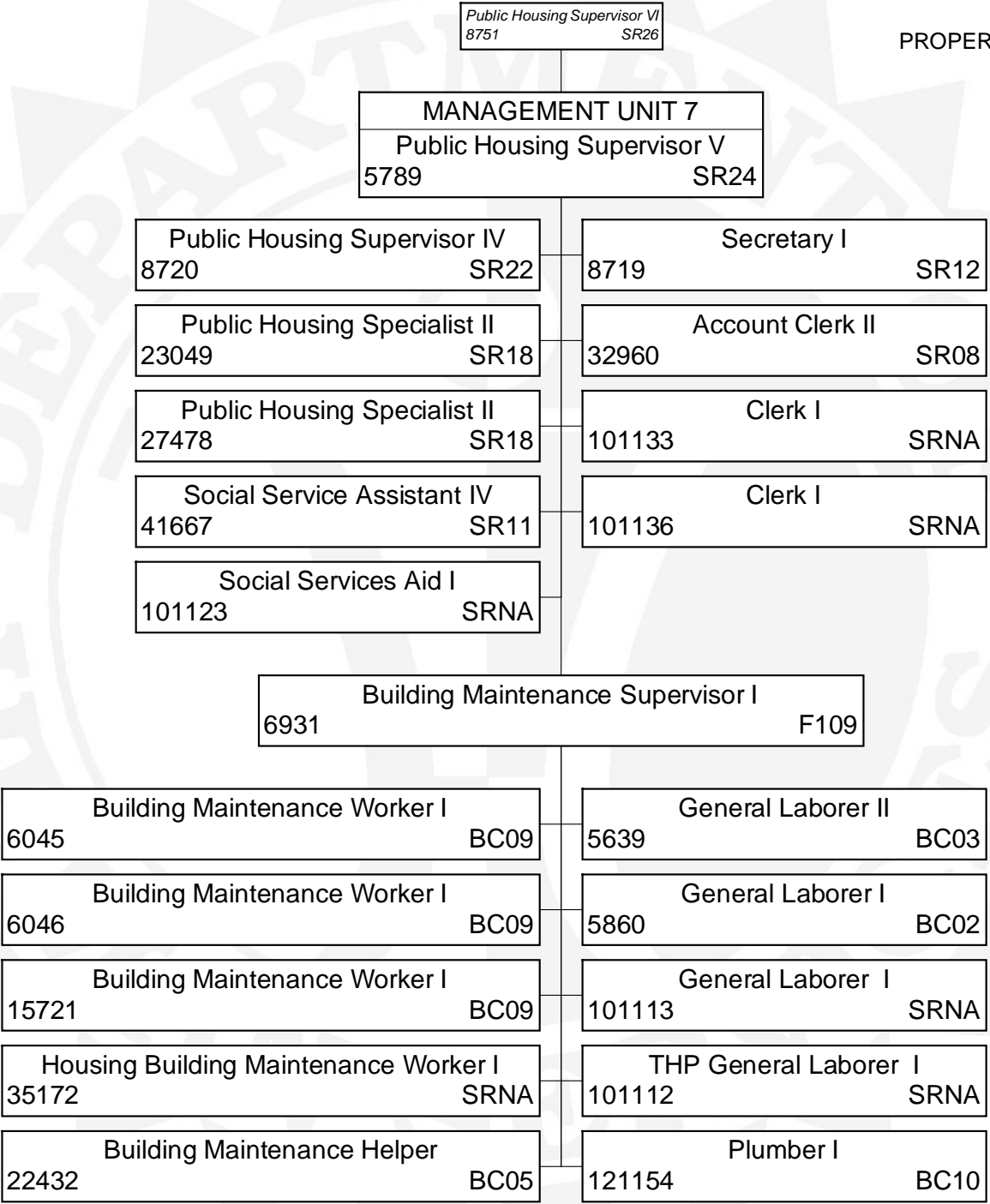
STATE OF HAWAII
DEPARTMENT OF HUMAN SERVICES
HAWAII PUBLIC HOUSING AUTHORITY
(Administratively Attached Agency)
PROPERTY MANAGEMENT & MAINTENANCE SERVICES BRANCH
MANAGEMENT SECTION
MANAGEMENT UNIT 5

POSITION ORGANIZATION CHART
JUNE 30, 2015



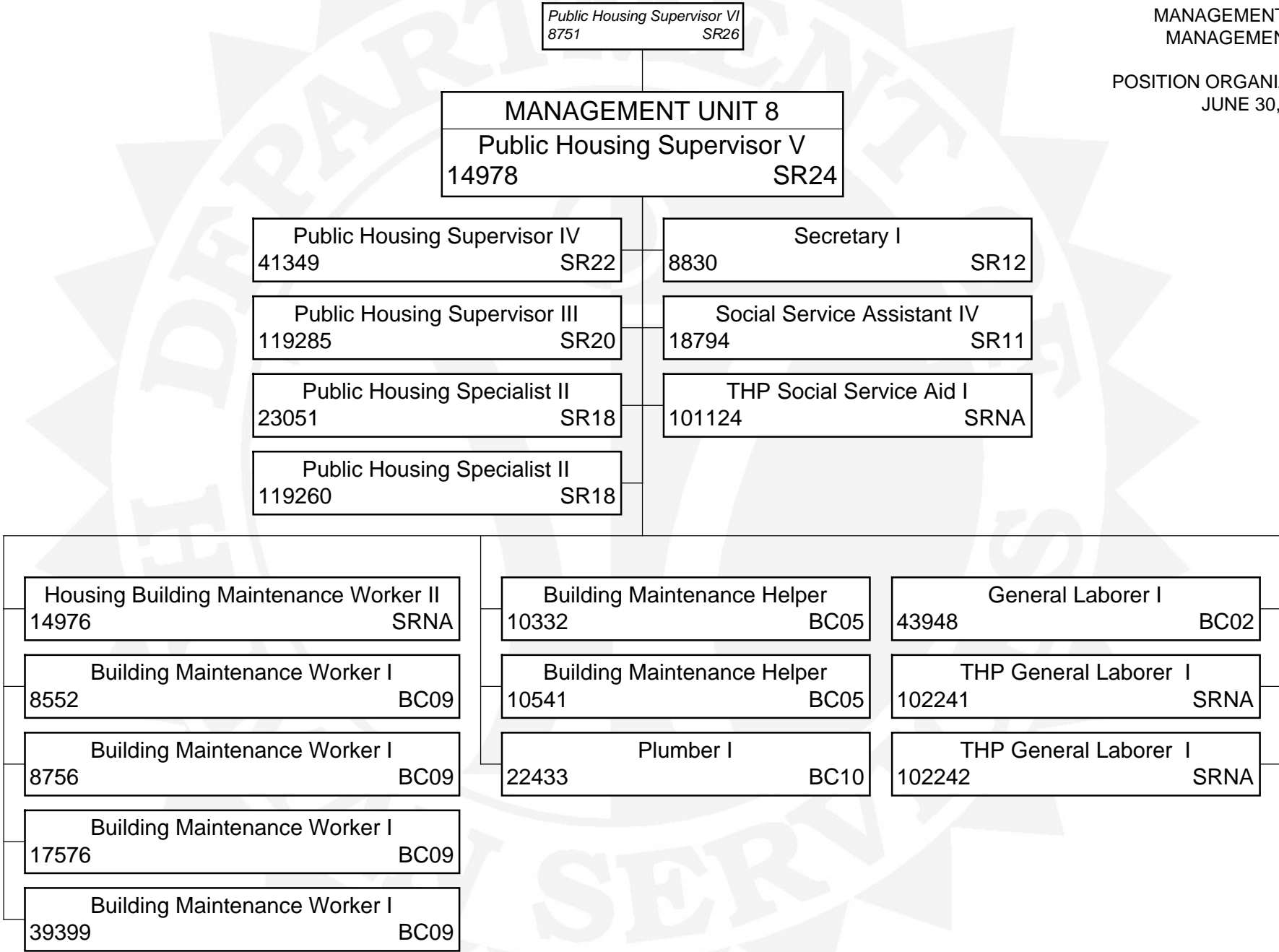
STATE OF HAWAII
 DEPARTMENT OF HUMAN SERVICES
 HAWAII PUBLIC HOUSING AUTHORITY
 (Administratively Attached Agency)
 PROPERTY MANAGEMENT & MAINTENANCE SERVICES BRANCH
 MANAGEMENT SECTION
 MANAGEMENT UNIT 7

POSITION ORGANIZATION CHART
 JUNE 30, 2015



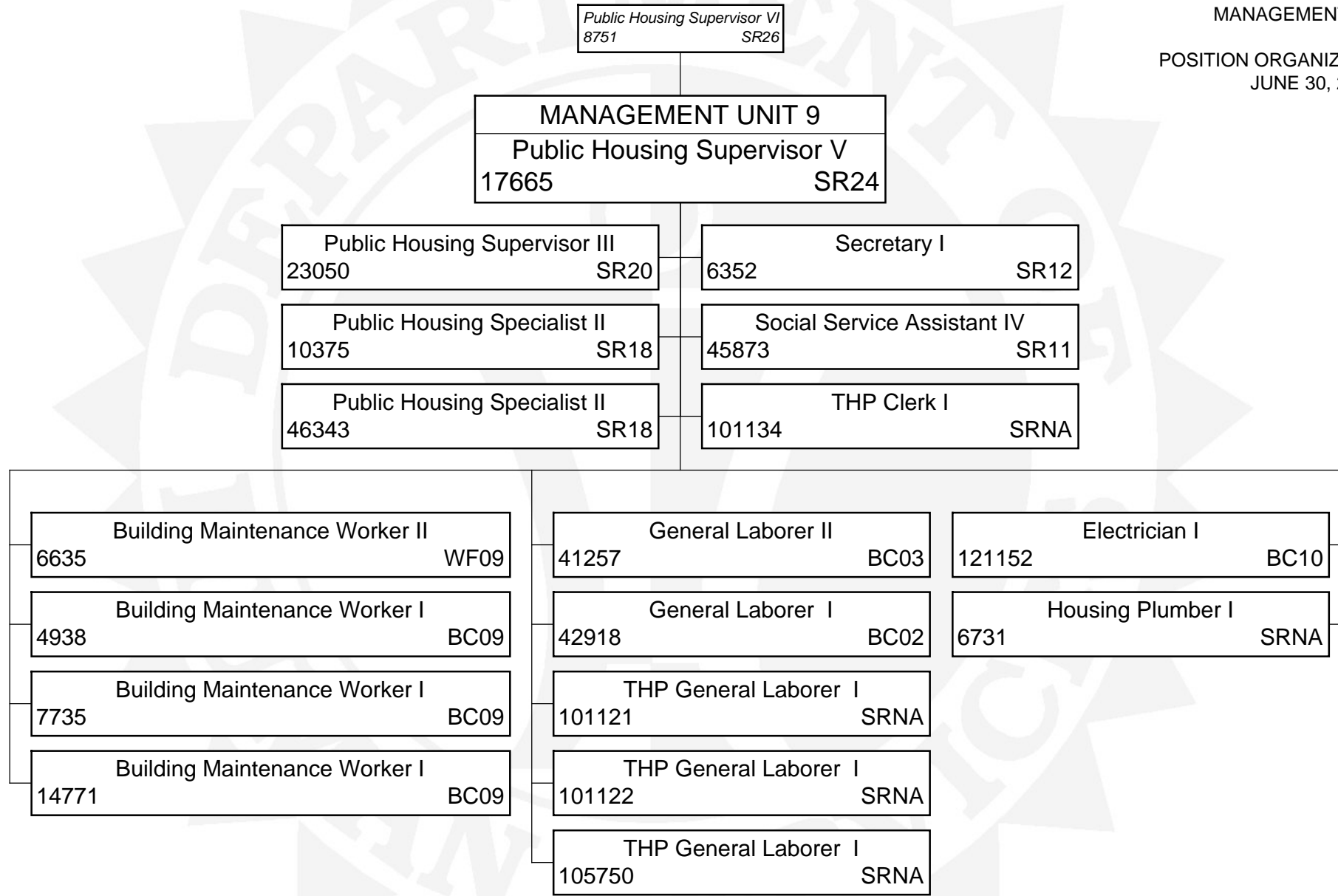
STATE OF HAWAII
 DEPARTMENT OF HUMAN SERVICES
 HAWAII PUBLIC HOUSING AUTHORITY
 (Administratively Attached Agency)
 PROPERTY MANAGEMENT & MAINTENANCE SERVICES BRANCH
 MANAGEMENT SECTION
 MANAGEMENT UNIT 8

POSITION ORGANIZATION CHART
 JUNE 30, 2015



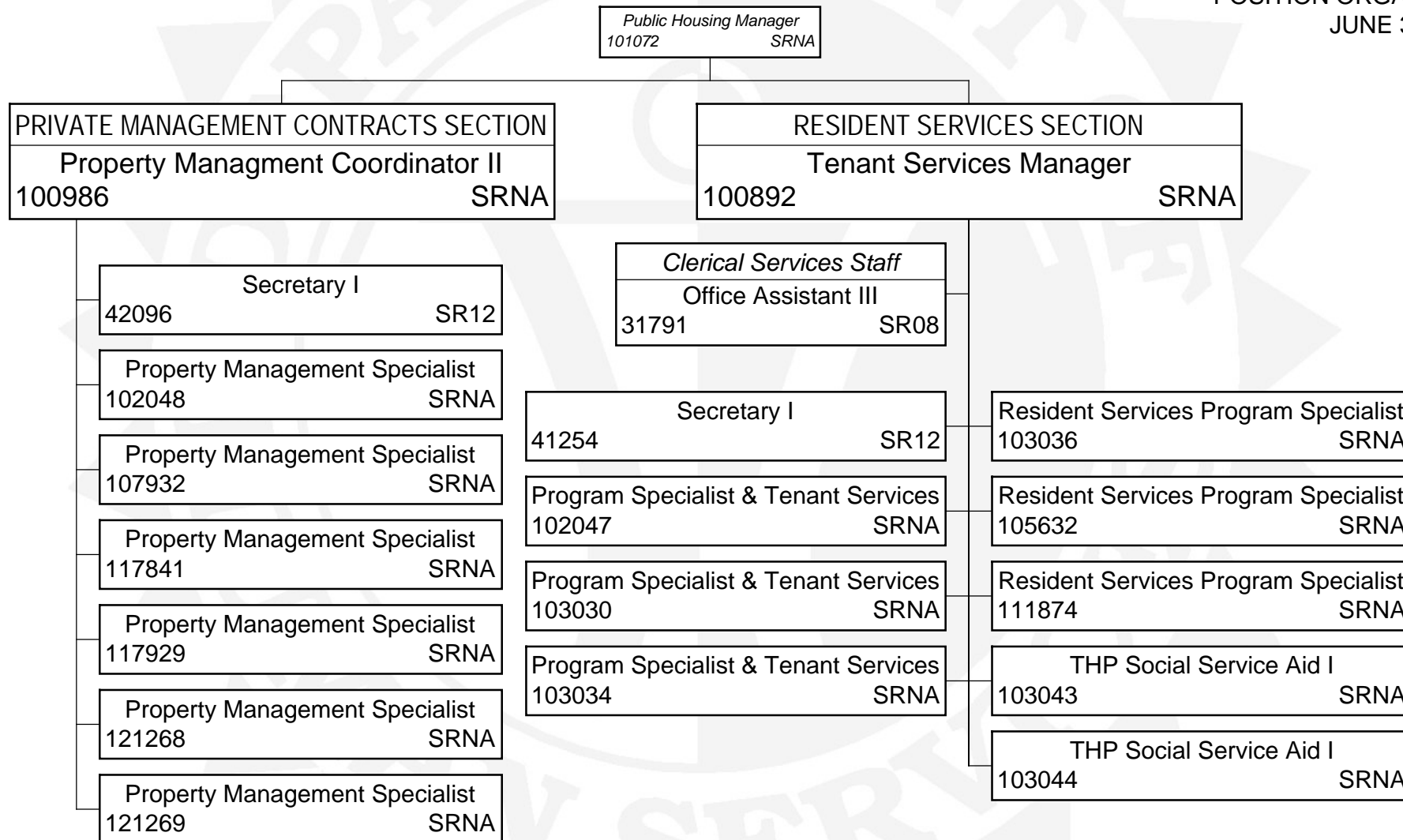
STATE OF HAWAII
 DEPARTMENT OF HUMAN SERVICES
 HAWAII PUBLIC HOUSING AUTHORITY
 (Administratively Attached Agency)
 PROPERTY MANAGEMENT & MAINTENANCE SERVICES BRANCH
 MANAGEMENT SECTION
 MANAGEMENT UNIT 9

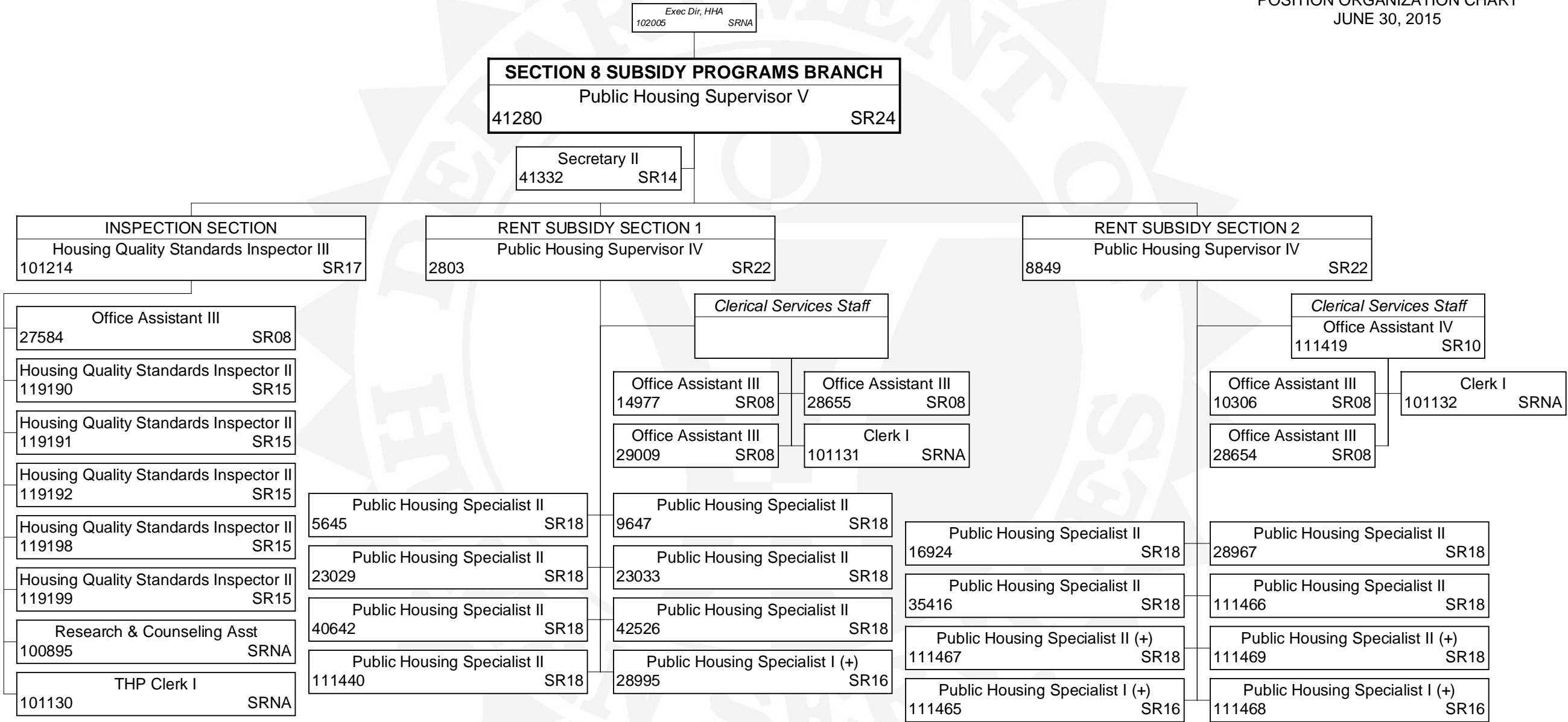
POSITION ORGANIZATION CHART
 JUNE 30, 2015



STATE OF HAWAII
 DEPARTMENT OF HUMAN SERVICES
 HAWAII PUBLIC HOUSING AUTHORITY
 (Administratively Attached Agency)
 PROPERTY MANAGEMENT & MAINTENANCE SERVICES
 PRIVATE MANAGEMENT CONTRACTS SECTION
 RESIDENT SERVICES SECTION

POSITION ORGANIZATION CHART
 JUNE 30, 2015






HAWAII STATE COMMISSION ON THE STATUS OF WOMEN

Pursuant to HRS Chapter 367 (1970), the function of the Hawaii State Commission on the Status of Women (HSCSW) is to ensure equality for women and girls in the State of Hawaii by acting as a catalyst for change through advocacy, education, collaboration and program development. The Commission has a unique role that allows it to function as a consultant, communications liaison, coordinating body, and information resource for both public and private organizations as well as the broader community. These roles include functioning as a consultant to state departments and the legislature on public policy matters and the development of long-range planning and related initiatives. It is the only statewide entity of its kind providing these critical services for the people of Hawaii.

The HSCSW is the focal point for the execution of the statutory provisions relating to women's issues and effective public and private partnerships and its networking among a variety of community boards, diverse coalitions and professional organizations. The HSCSW is responsible for the uniform application of policies, procedures and practices as they relate to addressing a wide range of issues impacting women and girls including but not limited to education, employment, economics and health care. The HSCSW shall be responsible for the following functions:

1. The agency is a strong advocate, dedicated to promoting community leadership and mobilization. Provides for the overall administration and management of all functions and activities related to the operation of the Hawaii State Commission on the Status of Women.
2. Implements programs to meet Commission-wide goals and objectives in consonance with applicable plans and guidelines.
3. Establishes policies and procedures to guide program operations.
4. Provides the central coordination to integrate delivery and staff support services to promote achievement of goals and objectives.
5. Provides the focal point for program and personnel evaluation, and program and personnel development.
6. Coordinates responses for Governor and DHS Director's referrals.

Furthermore, **HRS 367 §367-2 State commission on status of women: membership.** (a) There is created a state commission on the status of women for a special purpose within the department of human services for administrative purposes. The attachment for administrative purposes only shall be pursuant to §HRS Section 26-35 Administrative supervision of boards and commissions.



GOVERNOR

For Administrative Purposes Only (DHS)
**HAWAII STATE COMMISSION
ON THE STATUS OF WOMEN**



GOVERNOR

For Administrative Purposes Only (DHS)
**HAWAII STATE COMMISSION ON THE
STATUS OF WOMEN**
Executive Director, Commission on the Status of Women
101624 SRNA

45432 Secretary I SR12

COMMISSION ON FATHERHOOD

Pursuant to ACT 156, Session Laws of Hawaii (2003), the Commission on Fatherhood, hereinafter referred to as the “commission” shall serve in an advisory capacity to state agencies to promote healthy family relationships between parents and children. In order to accomplish the purpose(s) of Act 156, the commission shall conform to the requirements as mandated in section 26-35, Administrative supervision of boards and commission. In addition, the commission shall:

1. Act as a central clearinghouse and coordinating body for governmental and nongovernmental activities and information relating to the promotion of healthy families;
2. Identify promising best practices that support and engage both parents in the emotional and financial support of their children;
3. Identify obstacles that impede or prevent the involvement of fathers in the lives of their children;
4. Raise public awareness of the consequences that absence of the father may cause in a child’s life;
5. Recommend policies and practices, both within and without state government that sustain and reengage fathers in the lives of their children;
6. Promote, foster, encourage, and otherwise support programs designed to educate and train young men who are both current and future fathers as to effective parenting skills, behaviors, and attitudes;
7. Promote, foster, encourage, and otherwise support programs that promote fatherhood;
8. Promote, foster, encourage, and otherwise support programs that counter poverty and low income by increasing the capacity of fathers to overcome personal challenges and become productive, independent, and financially responsible contributors to their family;
9. Do any and all things necessary to carry out its duties and the purposes of this chapter.


Additionally; the Commission on Fatherhood shall:

10. Be a strong advocate, dedicated to promoting community leadership and mobilization and provide for the overall administration and management of all functions and activities related to the operation of the Commission on Fatherhood;
11. Implement programs to meet Commission-wide goals and objectives in consonance with applicable plans and guidelines;
12. Establish policies and procedures to guide program operations;
13. Provide the central coordination to integrate delivery and staff support services to promote achievement of goals and objectives;
14. Provide the focal point for program and personnel evaluation, and program and personnel development;
15. Coordinate responses for the DHS Director’s referral to the Governor.

Furthermore, ACT 156, §6 Exemptions from administrative supervision of boards and commission states that: “Notwithstanding any law to the contrary, the commission shall be exempt from section 26-35 with the exception of section 26-35(2), (3), (7), and (8).”

STATE OF HAWAII
DEPARTMENT OF HUMAN SERVICES
(Administratively Attached Agency)
COMMISSION ON FATHERHOOD

ORGANIZATION CHART
JUNE 30, 2015



GOVERNOR

For Administrative Purposes Only (DHS)

**COMMISSION ON
FATHERHOOD**

ADMINISTRATIVE APPEALS OFFICE

As delegated by the Director, the Administrative Appeals Office (AAO) provides administrative proceedings in conformance with due process and with appropriate rules, regulations, and statutes for declaratory and contested case relief. The AAO also reviews administrative proceedings for adoption, modification or repeal of departmental rules and serves as rules coordinator for the department. Advises the Director on matters pertaining to the department's administrative rules and, where proper, petitions from the public and governmental agencies.

1. Conducts hearings, takes evidence, makes findings of fact and conclusions of law, and renders decisions in any case or controversy within the department's jurisdiction including fair hearings, Medicaid provider hearings, tax intercept hearings, licensing hearings, and administrative disqualification hearings.
2. Issues final administrative decisions on all appeals as delegated by the Director and files recommended decisions as appropriate.
3. Prepares and certifies records, transcripts and documents when ordered by the courts in litigation involving the department.
4. Maintains administrative proceedings that are impartial as required by statute and rule.
5. Nominates hearing officers, as needed and as delegated by the Director, for the department's divisions and programs including Medicaid prospective payment system hearings.
6. Compiles records and statistics and prepares reports concerning administrative proceedings. Makes records available to authorized persons and parties.
7. Maintains liaison with the Department of the Attorney General in administrative matters.
8. Reviews petitions for rule relief, petitions for administrative declaratory ruling, and requests for review of refusal to allow access to, or correction or amendment of a personal record.
9. Reviews administrative rules prescribing general guidelines and procedures for handling appeals and conducting hearings.
10. Advises the Director in matters pertaining to petitions received from individuals and organizations outside the department.
11. Provides information on rules, rule making, administrative procedures, appeals and hearings to departmental employees, applicants, recipients, state and federal agencies and general public.
12. Serves as department rules coordinator and processes requests from governmental agencies and the public for copies of the department's administrative rules.
13. Maintains a complete file of all department rules approved by the Governor and filed with the Lieutenant Governor.
14. Assists in training of department hearing officers and employees involved in preparation of administrative rules.
15. Advises the Director in matters concerning the department's administrative rules and adoption of rules.


SECRETARY/CLERICAL SERVICES

1. Maintains efficient clerical, mail, and office services. Provides stenographic, duplicating, typing, and word processing services.
2. Assists in preparing operations budget for AAO by estimating needed costs. Reviews monthly expenditure reports to avoid deficit spending. Keeps administrator abreast of problems in operating budget to ensure proper fund balances to meet office needs.
3. Prepares purchase orders. Receives items and receipts for amount and condition of goods received. Pre-audits and processes payment for invoices and checks on payments and questionable charges as needed.
4. Procures office supplies, equipment, maintenance and other services to ensure office efficiency.
5. Prepares quarterly and annual reports for inventory records of office equipment.

SECRETARY/CLERICAL SERVICES (Cont'd)

6. Coordinates scheduling dates of hearings statewide, provides timely notice of hearings and reserves hearing rooms as needed.
7. Maintains an activity calendar for AAO staff.
8. Makes travel arrangements and reservations for intra-state and out-of-state travel; prepares claims for advance payment of travel expenses and statements of travel completed.
9. Prepares and compiles statistical and narrative reports on caseload. Maintains controls on all cases by chronological/alphabetical/categorical files. Prepares and maintains index of hearing tapes.
10. Prepares records on appeal and transcripts of taped hearing proceedings upon circuit court order. Files records on appeal and transcripts with the appropriate court within time requirements.
11. Assigns and maintains a record of docket numbers for every appeal request or petition.
12. Responds to general telephone inquiries concerning administrative proceedings.





Director
100128 SRNA

ADMINISTRATIVE APPEALS OFFICE	
Public Welfare Appeals Program Officer	
26331	EM05

Secretary II
31178 SR14

AUDIT, QUALITY CONTROL, AND RESEARCH OFFICE

The primary function of the Audit, Quality Control, and Research Office (AQCRO) is to conduct audits, research studies, and reviews of the Department's internal control systems and financial operations to safeguard the Department's assets. This office serves to ensure the Department's compliance with federal laws and regulations in monitoring the use of federal funds for services and benefits to clients. The AQCRO conducts reviews of case records and financial audits of departmental programs and operations to ascertain statutory and/or compliance with stated financial goals and objectives. The AQCRO recommends courses of action to strengthen the internal control systems of the department. The AQCRO initiates financial audits and reviews and conducts research studies on its own or in response to requests from the Director's Office, Staff Officers or Division Administrators of the DHS.

FINANCIAL EVALUATION STAFF

The Financial Audit Staff (FE) is responsible for the examination of financial transactions, records, and statements of the Department and entities doing business with the Department to attest to and ensure their legality, accuracy and reliability. The FE also reviews internal control systems of the Department to ensure the proper design of systems that safeguard the Department's assets against loss from waste, fraud, error, etc.

1. The FE conducts periodic financial audits and desk reviews of federally funded subrecipients doing business with the Department, as mandated by law, and recommends corrective actions to the Director and contract administrator.
2. The FE conducts financial audits of other entities doing business with the Department such as State funded purchase of service providers on a periodic basis and recommends corrective actions to the Director and contract administrator.
3. The FE conducts periodic audit of the Departmental petty cash and imprest funds.
4. The FE compiles and evaluates the responses and corrective action plans of program and staff offices to audit report findings for submission to the Director and other state and federal agencies.
5. The FE monitors the progress of program and staff offices in implementing corrective actions to resolve audit findings and provides the Director with periodic status reports.
6. The FE serves on evaluation team(s) consisting of staffs from various organizational components for reviewing/evaluating departmental programs and operations to assess efficiency, effectiveness, compliance concerns, etc.

QUALITY CONTROL STAFF

The Quality Control Staff (QC) continuously implements the quality control review systems for the Medicaid under Title XIX, as required by the federal Department of Health and Human Services (including a claims processing assessment system) and the Supplemental Nutrition Assistance Program (SNAP) under the U.S. Department of Agriculture, Food and Nutrition Service.

1. The QC evaluates Medicaid and Supplemental Nutrition Assistance Program activities (including program and financial policies and procedures) by developing and implementing (in keeping with Federal guidelines) a system of quality control.
2. The QC evaluates findings generated by analytical studies and quality control reviews of sampled SNAP, Medicaid, and paid medical claims control reviews and recommends alternative corrective measures, including recommendations for training and works closely with all state and federal program managers to assist in developing corrective actions.
3. The QC develops and maintains a system of cumulative data collections to ascertain performance levels of line personnel in the Money Payments and Supplemental Nutrition Assistance eligibility determination activity and relates it to federally established Supplemental Nutrition Assistance tolerance levels.
4. The QC prepares required semi-annual and annual reports on quality control reviews and claims processing for the federal offices and program managers.
5. The QC operates and maintains the Supplemental Nutrition Assistance QC Data Processing System mandated by the federal government.
6. The QC serves on evaluation team(s) consisting of staffs from various organizational components for reviewing/evaluating departmental programs and operations to assess efficiency, effectiveness, compliance concerns, etc.

Quality Control Sections 1 and 2

The Quality Control Sections 1 and 2 (QCS1 and QCS2) implements the quality control review systems for federal and state programs as stated above. In addition, the QCS1 and QCS2:

1. Conduct case record reviews.
2. Accomplish full-field investigations for all sampled cases drawn from statewide universe.
3. Conduct full verification and documentation of facts to establish eligibility and benefit payment status of recipients in the Medicaid and Supplemental Nutrition Assistance Program.
4. Make comparative analyses of findings on each sample case.
5. Prepare Quality Control Findings Reports for each error case that includes the identification of the specific errors and recommendations for corrective action and reports its findings as deemed appropriate.
6. Continuously examines changes in the quality control process in the Medicaid and Supplemental Nutrition Assistance Program.
7. Transmit data for the Supplemental Nutrition Assistance Program Quality Control Systems mandated by the federal government since September 1984 for Federal Supplemental Nutrition Assistance Program and reports its findings as deemed appropriate.
8. Conduct quality control and related analysis, as assigned for programs administered by the department.
9. Serve on evaluation team(s) consisting of staffs from various organizational components for reviewing/evaluating departmental programs and operations to assess efficiency, effectiveness, compliance concerns, etc.

RESEARCH STAFF

The Research Staff is responsible for the planning, directing, conducting and coordinating of statistical reporting and social research in the Department.

1. Develops and analyzes management statistics for use by the Director, division administrators, staff officers, and other personnel in decision-making, administrative and fiscal control, program planning, budgeting, program analysis and evaluation, and statistical reporting and research.
2. Plans, directs, conducts and coordinates research projects, including reviewing and preparing input on usage, accuracy and reliability of related data sources and statistics.
3. Assists in preparing testimonies for the legislature and others regarding financial and economic conditions and trends that may affect the Department's plans and programs.
4. Develops and recommends procedures, methods, and requirements to maintain or increase integrity of data and the use of data for statistical and trend reporting.
5. Serve on evaluation team(s) consisting of staffs from various organizational components for reviewing/evaluating departmental programs and operations to assess efficiency, effectiveness, compliance concerns, etc.

Director
 100128 SRNA

AUDIT, QUALITY CONTROL, AND RESEARCH OFFICE
 Business Management Officer II
 3783 EM07

Secretary III
 1657 SR16

FINANCIAL EVALUATION STAFF
 Auditor V
 22388 SR24

QUALITY CONTROL STAFF
 Eligibility Program Specialist IV
 42082 SR22

RESEARCH STAFF
 Research Statistician V
 22763 SR24

Auditor IV
 26867 SR22

Auditor IV
 42081 SR22

Auditor IV
 120365 SR22

Secretary I
 5712 SR12

QUALITY CONTROL SECTION 1
 Eligibility Worker V
 27912 SR20

QUALITY CONTROL SECTION 2
 Eligibility Worker V
 23579 SR20

Research Statistician IV
 5864 SR22

Research Statistician IV
 14599 SR22

Research Statistician IV
 42213 SR22

Eligibility Worker IV
 1653 SR18

Eligibility Worker IV
 26377 SR18

Eligibility Worker IV
 27322 SR18

Eligibility Worker IV
 30532 SR18

Eligibility Worker IV
 25941 SR18

Eligibility Worker IV
 26379 SR18

Eligibility Worker IV
 27324 SR18

Eligibility Worker IV
 30704 SR18

Eligibility Worker IV
 23814 SR18

Eligibility Worker IV
 27321 SR18

Eligibility Worker IV
 30529 SR18

Eligibility Worker IV
 30533 SR18

Eligibility Worker IV
 26380 SR18

Eligibility Worker IV
 27323 SR18

Eligibility Worker IV
 30531 SR18

BUDGET, PLANNING, AND MANAGEMENT OFFICE

The primary function of the Budget, Planning, and Management Office (BPMO) is to strengthen the Department's overall administrative and management capabilities to provide the means necessary for the Department to make rational programmatic and management decisions with respect to planning, implementing and sustaining public programs; setting program levels; and using human resources, materials, and equipment efficiently and effectively. The BPMO conducts studies, analyses, management evaluations, and reviews of departmental programs and operations to ascertain statutory and/or regulatory compliance, appropriate budgetary levels, and achievement of stated goals and objectives. The BPMO recommends courses of action to improve and enhance the efficacy of departmental programs, and ensure delivery of quality services to program clients. The BPMO conducts program management evaluation and assessment activities in response to or by request from the Director's Office, Staff Officers or Division Administrators of the DHS.

BUDGET STAFF

The Budget Staff coordinates the overall budget planning, development, execution and monitoring activities for all programs in the DHS within the framework of statutory authorization, executive branch rules, policies and procedures and departmental policies.

The Budget Staff coordinates, reviews, evaluates, analyzes, and makes recommendations with respect to the Department's multi-year program and financial plans and budget requests, variance reports and planned program performance for consolidation and compilation of the Director's budget package submittal to the Governor.

The Budget Staff reviews, evaluates, analyzes, and makes recommendations on position action requests; and reviews, evaluates, analyzes, and monitors the expenditures of programs in order to assure conformance with the authorized fund allocations and to make recommendations relating to the allocation, reallocation or restriction of resources.

The Budget Staff advises and provides training and technical assistance with respect to the preparation of program and financial plans and budget requests, variance reports, program structure and expenditure plans and coordinates the preparation and submittal of budget testimony to the appropriate legislative committees.

The Budget Staff prepares requests for quarterly allotment of funds (A-19's) and requests to transfer funds between programs (A-21's).

The Budget Staff conducts program budget analysis and develops alternatives for resource allocations for the departmental managers and program administrators.

The Budget Staff serves on evaluation team(s) consisting of staffs from various organizational components for reviewing/evaluating departmental programs and operations to assess efficiency, effectiveness, compliance concerns, etc.

PLANNING STAFF

The Planning Staff is responsible for recommending plans and priorities to the Director and for the coordination and implementation of these plans.

The Planning Staff translates the mission or purpose of the Department into operational goals and objectives, translates the policies and strategies that will govern the acquisition, use, and disposition of resources to achieve operational goals (strategic planning) and formulates plans for the development of resources to achieve established objectives (tactical planning). The Planning Staff oversees and coordinates the development of contingency plans and strategies to meet Departmental goals and objectives and recommends priorities to the Director.

The Planning Staff assists in developing measurable statements of attainable outcome within the framework of operational goals (Division objectives). The Planning Staff periodically reviews the Department's long-range plans and makes adjustments as necessary; recommends policy and administrative changes that would provide for greater simplicity, equity, and cost-effectiveness of programs in meeting objectives.

PROGRAM AND MANAGEMENT EVALUATION STAFF

The Program and Management Evaluation Staff (PME) conducts, reviews, evaluates, analyzes, develops, advises, and promotes improvement in managerial policies, practices, methods, procedures, and organizational structure that includes in-depth analysis and evaluation of the Department's program objectives, work distribution, assignment of functions, responsibilities, and management control systems. The PME Staff provides consultation and technical management services relating to organization, procedures, work methods, and space and resource utilization to improve the efficacy and effectiveness in achieving program objectives of the organization and to accomplish economy and savings in operating costs.

The PME Staff plans, directs, conducts, develops, advises, promotes, and coordinates analytical studies in any or all areas of programs and operations administered by the Department.

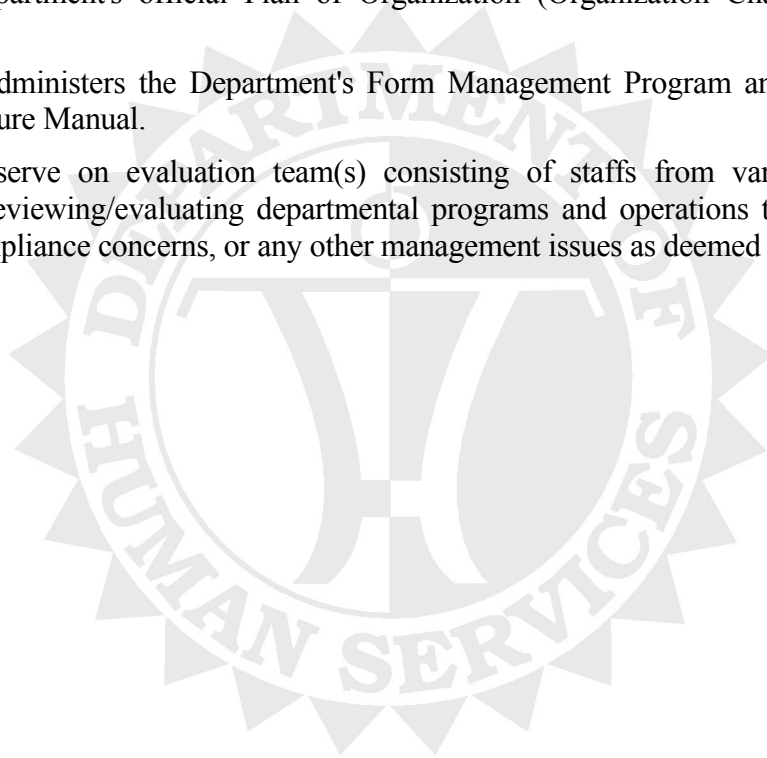
The PME Staff plans, directs, conducts, develops, and coordinates the proposals for changes to the organization's structure and functions; and management evaluations in methods and procedures for the administration and management of programs and participates in its implementation.

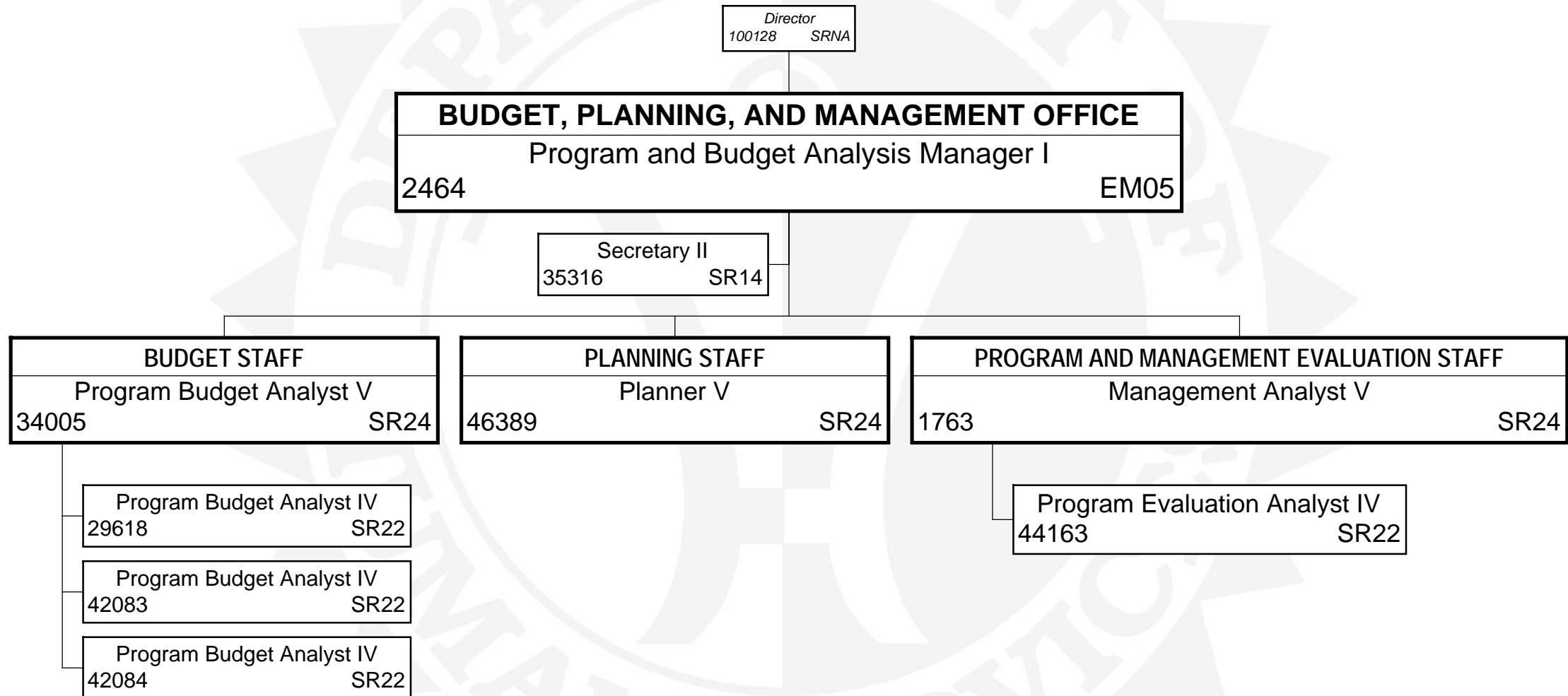
The PME Staff plans, directs, conducts, coordinates, reviews, analyzes, advises, and evaluates the Department's administrative policies and procedures and recommends improvements or corrective actions including the effective use of resources, time and space.

The PME Staff plans, conducts, coordinates, develops, reviews, analyzes, evaluates, maintains, and publishes the Department's official Plan of Organization (Organization Charts and Functional Statements).

The PME Staff administers the Department's Form Management Program and the Department's Policy and Procedure Manual.

The PME Staff serve on evaluation team(s) consisting of staffs from various organizational components for reviewing/evaluating departmental programs and operations to assess efficiency, effectiveness, compliance concerns, or any other management issues as deemed necessary.





FISCAL MANAGEMENT OFFICE

This departmental office provides staff assistance and advisory services in the administrative functions of fiscal management and housekeeping services. Formulates policies, procedures and administers central accounting, inventory management and purchasing programs within the department; provides consultative and technical services; renders duplication and reproduction services; and provides stenographic, typing and related office services to departmental office staff. Administrative Services also:

1. Administers the Department's Records Management Program.
2. Coordinates the allocation and reallocation of office space and the rental of spaces.
3. Coordinates with the Office of Information Technology and processes requests for telephone and telecommunications for offices.

ACCOUNTING STAFF

Maintain a central accounting system for departmental funds. Monitors, coordinates, and administers fiscal control of fiscal policies, regulations and procedures established by the Governor, Legislature, federal and state fiscal agencies.

1. Develops, maintains, and improves methods, procedures, and forms of the department's accounting system to ensure that the department's payments are made promptly and conform to established standard of propriety and legality.
2. Maintains accounts, records, and reports accurately and on time, the department's financial transactions.
3. Prepares financial statements for submittal to appropriate offices.
4. Advises, assists and/or develops a subsidiary- accounting system and exercises general supervision in the implementation of sub-systems.
5. Provides fiscal directions and assistance and coordinates fiscal activities of the various departmental elements.
6. Assists in preparing budget estimates and projections.

Collections And Recovery Section

This section is responsible for the recordkeeping, accounting, financial analyses, reporting, and billing for collection and/or recoupment of welfare overpayments to recipients.

1. Provides financial accounting support relative to the receiving, recording, and accounting for overpayments in the U.S. assistance programs such as Temporary Assistance to Needy Families, Medicaid, Supplemental Nutrition Assistance Program, and General Assistance.
2. Prepares billings for collection of receivables.
3. Collects on overpayments to clients.
4. Maintains collection and individual account records.
5. Monitors collection activities and balances; provides related information to program accountants and offices.

Program Accounting Section 1

The Program Accounting Section 1 is responsible for the accounting, recordkeeping, financial analyses, financial reporting, and associated monetary transactions for the following programs:

1. The income maintenance and financial assistance programs, including the Temporary Assistance to Needy Families (TANF), General Assistance (GA), Supplemental Security Income (SSI), Aid to the Aged, Blind and Disabled (AABD), Child Welfare Foster Care (CWFC), Low Income Energy Assistance (LIEA), and the Repatriation Program;
2. The Supplemental Nutrition Assistance Program;
3. The various social services programs; and
4. The Refugee Assistance program.

Provides financial accounting support pertaining to the above programs, including the following:

Program Accounting Section 1 (Cont'd)

1. Extracts financial data from various central accounts and departmental reports, and sorts and accumulates this information for program management and federal reporting purposes.
2. Serves as a resource for fiscal related federal and state program rules and regulations.
3. Assists program and staff offices in preparing financial reports and in monitoring accounts and appropriations.

Program Accounting Section 2

The Program Accounting Section 2 is responsible for the accounting, recordkeeping, financial analyses, financial reporting, and associated monetary transactions for the following programs and functional areas:

1. Departmental, Benefit, Employment, and Support Services Division and Social Services Division administration costs; program cost allocations; indirect cost rates development;
2. The Medicaid program;
3. The Vocational Rehabilitation programs and related administration costs and cost allocations.

Provides financial accounting support pertaining to the above programs, including the following:

1. Extracts financial data from various central accounts and departmental reports, and sorts and accumulates this information for program management and federal reporting purposes.
2. Serves as a resource for fiscal related federal and state program rules and regulations.
3. Assists program and staff offices in preparing financial reports and in monitoring accounts and appropriations.

MONEY PAYMENTS STAFF

The Money Payments Staff is responsible for reviewing, vouchering and processing payment requests to recipients and to vendors on behalf of recipients; the review is for validity, accuracy and compliance of payments to established laws, rules and regulations. The following types of payments are processed by this staff:

1. Recipient payments for Temporary Assistance to Needy Families (TANF), General Assistance (GA), Aid to the Aged, Blind and Disabled (AABD), Adult and Child Care payments.
2. Vendor and client payments to HMSA-Medicaid, Kaiser Premium, Individual and Family Grant Program (IFGP - disaster relief), Energy Assistance Program, First To Work Payment Program, Health Quest Program, Social Services Program, Vocational Rehabilitation Program, Class Action lawsuits, etc.

OFFICE SERVICES STAFF

Provides stenographic, typing, duplicating, clerical, mail and other support office services (e.g., conference room reservations) to the staff offices and the Director's Office.

1. Provides typing and word processing services.
2. Provides copying, collating, and stapling/binding services through the use of various office equipment.
3. Provides maintenance, technical assistance and instructions on operating procedures for the copy machines.
4. Performs all routine operational maintenance and arranges with vendors for repair services to maintain copiers and office machines in good operating condition.
5. Requisitions and maintains an inventory of duplicating supplies; allocates charges to offices for usage of copiers (rental, supplies, etc.).
6. Receives, sorts and does the daily distribution of the department's mail.
7. Maintains a system for the control and disposition of the Director's incoming and outgoing correspondence.

OFFICE SERVICES STAFF (Cont'd)

8. Maintains and updates the DHS Office Procedures Manual and accomplishes the appropriate distribution; maintains current distribution list.
9. Maintains and updates the departmental telephone directory.

PRE-AUDIT STAFF

The Pre-Audit Staff coordinates, monitors, develops, and maintains the comprehensive audit of all encumbrance, expenditure, and payroll claims for the department to assure that the department's payments are made correctly and promptly and conforms to established laws, rules, and regulations.

1. Pre-audits and processes encumbrances, vendor payments, contract payments, reimbursements, and payroll claims for the department.
2. Develops, recommends, and revises departmental policies, standards, methods, procedures, and forms pertaining to vouchering and payroll.
3. Provides technical advice, training, and assistance to departmental management and personnel on vouchering and payroll.
4. Certifies for the department all expenditure and payroll claims; maintains centralized records for these claims, and prepares and processes department payrolls; prepares payroll related reports.
5. Processes payroll encumbrances and payroll claims for the department; provides technical advice, training, and assistance to departmental management and personnel on matters relating to payroll; certifies all payroll claims for the department, maintains centralized records for these claims; and prepares and processes department payrolls and reports.

Payroll Section

The Payroll Section pre-audits and processes payroll encumbrances and payroll claims for the department. It provides technical advice, training, and assistance to departmental management and personnel on matters relating to payroll; certifies all payroll claims for the department, maintains centralized records for these claims; and prepares and processes department payrolls and reports.

1. Certifies for the department all expenditure and payroll claims; maintains centralized records for these claims, and prepares and processes department payrolls; prepares payroll related reports.
2. Processes payroll encumbrances and payroll claims for the department; provides technical advice, training, and assistance to departmental management and personnel on matters relating to payroll; certifies all payroll claims for the department, maintains centralized records for these claims; and prepares and processes department payrolls and reports.

PROPERTY AND PROCUREMENT STAFF

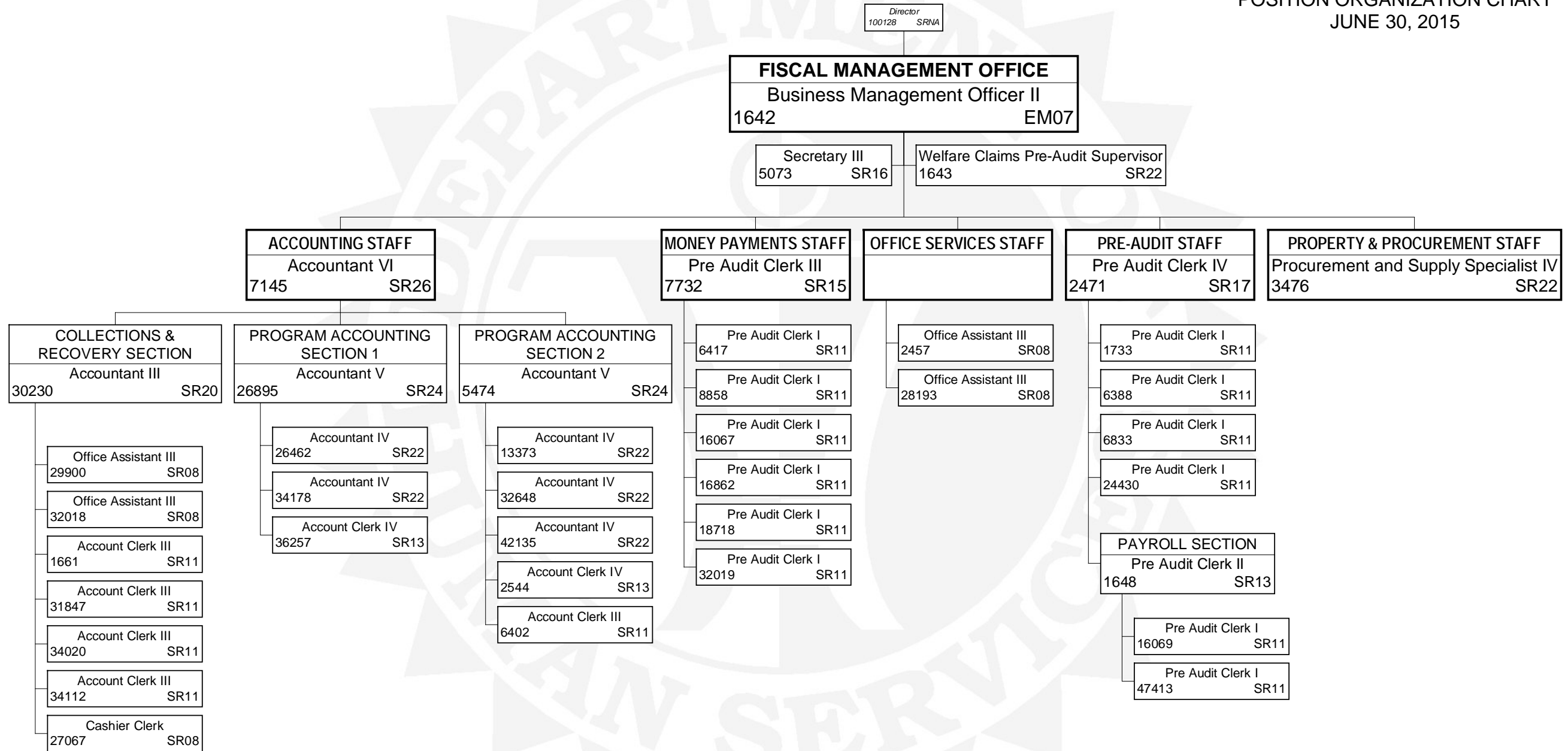
The Property and Procurement Staff provides logistical and support services related to Central Purchasing, Property Management and Inventory Control; reviews all contracts entered into by the Department for compliance with applicable policies, rules, regulations and laws and provides technical assistance to program staff in the development, management, and execution of contracts; serves as departmental liaison with the Attorney General's Office and as coordinator between the Director's Office and the various programs in matters related to contracts.

1. Coordinates the processing of department's contracts with consultants, vendors and providers (consultant contracts, personal services contracts, provider contracts, purchase of services contracts, lease agreements, rental agreements, etc.), and the proper control agency-Department of Accounting and General Services, Department of Budget and Finance, Department of Human Resources Development, Department of Land and Natural Resources, Attorney General.
2. Develops purchasing policies and procedures for the department based on the rules set by the State Procurement Office and coordinates their implementation by all units of the organization where purchasing is decentralized.
3. Reviews operational policies and procedures of departmental offices to ensure that use of existing supplies and equipment is maximized and that the most cost-effective types of supplies/equipment are used. Consolidates price lists to be used for department purchasing.

PROPERTY AND PROCUREMENT STAFF (Cont'd)

4. Manages purchases for the department where centralized purchasing will be more efficient and economical for the department.
5. Coordinates the allocation and reallocation of office spaces and the rental of spaces.
6. Coordinates and processes the advertising of bids, issuances of request for proposals and invitation of bids, bid openings and awards, bid proposal evaluations, processing of bid and performance bonds, and related contract documentation and fiscal processes.





OFFICE OF INFORMATION TECHNOLOGY

The Office of Information Technology (OIT) is responsible for the overall administration, planning, direction, management, development, implementation and maintenance of all information technology (IT) systems and processing for the department statewide. The OIT provides business application development and maintenance, project planning and management, systems software and hardware management, telecommunications and network management and support, technical training, operations of the Department of Human Services (DHS) computing facility including data control and technical help desk functions.

The OIT oversees the administration of the DHS Mainframe system complex and all peripherals located at the Department of Accounting and General Services (DAGS) Information and Communication Services Division (ICSD) separate from the state's mainframe system.

The OIT also directs and coordinates all IT matters within and between the DHS and other state and county agencies, the federal government, and commercial hardware and software organizations including private consultants.

PROJECT MANAGEMENT AND PLANNING STAFF

Provides planning, managing, and administrative services assistance to the OIT administrator and Staff; in the area of strategic and tactical planning to achieve OIT's goals and objectives, and work requests and prepares status reports and conveys concerns regarding the quality and progress of systems/projects; assists in the finalizing of the office's budget and expenditure plan; acts on behalf of the OIT administrator in managing the office in his/her absence.

Plans, coordinates, develops, evaluates, monitors and assists in bid, proposal and contract processing in the acquisition of IT hardware, software, and services; assist in research of office and staff productivity technologies.

Provides IT Project Management Support for departmental and divisional IT projects; selects, acquires, and disseminates project productivity aids for the Applications Development and Maintenance Staff (ADMS) and user project managers; assists in the coordination of specialized project management for users and IS training for OIT; participates in DHS Information Systems (IS) technical, user and/or Project Committees; liaison to the Project Management Office of the ICSD of the Department of Accounting and General Services.

Provides clerical and other office support; finalizes budget plan and tracks expenditures; processes purchase order payments; conducts and maintains office inventory.

These objectives are provided by (individually or in combination of) the Project Management and Planning and the Office Support Services Sections.

Office Support Services Section

The Office Support Services Section provides document processing, copying, filing; updates and maintains staff time sheets; maintains office supplies inventory; prepares and processes purchase orders; assists in the finalizing of the OIT budget plan and tracking OIT expenditures to budget; coordinates, maintains and prepares the office inventory for submission to DAGS; assists in processing contracts and in the consolidation of user agencies PVA into the department's DIPIRM.

Project Support Section

The Project Support Section develops, implements, and maintains the contracts; assists in the evaluation and selection of technical products and project productivity aids for the ADMS and user project managers; provides technical and project expertise and monitors the progress of the assigned departmental and divisional IT projects; compiles information for federal cost allocations; purchases mainframe, mini- and micro- computer supplies; and coordinates user agencies in the preparation of Project Valuation Assessments (PVA) to consolidate into the department's Distributed Information Processing and Information Resource Management Plan (DIPIRM).

APPLICATIONS DEVELOPMENT AND MAINTENANCE STAFF

Administers, plans, coordinates, and directs all Application Systems Design, Development, Implementation and Maintenance for departmental business applications computer systems. Provides analyses, construction and programming for all Information Processing (IP) computer systems for the various Federal and State programs for the Divisions and the various Staff Offices of the DHS.

Provides overall project management expertise and assistance in project management for all systems development projects; works with various department offices and division administrators to implement automation initiatives; assists in the development of the advance planning document or the systems development and implementation project plans; provides all systems analysis and design services, and computer programming services to the end user community; and provides daily operational support and maintenance in all aspects of data processing requirements for the end user community.

Computer Programming Section

Modifies/develops applications computer programs and performs unit test. Develops data processing documentation in accordance with the established documentation standards. Provides computer programming functions for the various Federal and State programs for the Benefit and Employment Support Services Division and the Med-QUEST Division

Systems Analysis And Design Sections 1 And 2

Performs system analysis and design functions in the development of new system requirements definition or enhances exiting system requirements. Produces data processing documentation, such as, System Requirements Definition (SRD), System Design Alternatives (SDA), System External Specifications (SES), Testing plan, Conversion plan, and Implementation plan. Conducts system tests, assists the users in the systems acceptance test, assists in the development of the user manual, and conducts user training in the technical aspects of the system.

Section 1 performs the above functions for the various child welfare programs, adult services programs, financial management, and personnel systems for the Social Services Division, Vocational Rehabilitation and Services for the Blind Division, and Staff Offices of the DHS.

In addition, Section 1 performs computer programming functions, which include modifying/developing applications computer programs, performing unit test, developing data processing documentation in accordance with the established documentation standards for the child welfare programs and adult services programs, financial management and personnel system for the Divisions and Staff Offices of the DHS.

Section 2 performs the above functions for the various Federal and State programs for the Benefit and Employment Support Services Division and the Med-QUEST Division.

COMPUTER OPERATIONS STAFF

Plans, directs, and organizes the activities of the DHS computer facility; coordinates operations of the DHS mainframe at the ICSD facility. Manages and operates computer equipment in the DHS computer facility; establishes facility procedures and policies; provides technical help desk services and LAN/WAN services for the DHS, statewide. Prepares and maintains production schedules, and documentation for new and on going application systems; submits job requests; reviews jobs for quality assurance; liaison to the ICSD Computer Operations Branch for the coordination of computer and telecommunication problems.

Data Control Section

Prepares schedules and controls production for computer processing; inputs parameter data for job submission at the ICSD computer center; assembles, prepares, and distributes computer reports to the appropriate DHS units; monitors the status of production jobs for the DHS application systems and maintains the inventory of computing forms and supplies.

Operations Section

Provides Teleprocessing Network services, LAN/WAN services, Technical Help Desk services, computer services, server backup services, including Interactive Voice Response (IVR) services for the DHS statewide. Coordinates mainframe operations with ICSD.

SYSTEMS SOFTWARE MANAGEMENT STAFF

Administers, plans, coordinates and directs the mainframe systems software support and control programming; database management and operational support; installation and maintenance services for centralized computing systems; development, implementation, and maintenance of specialized systems software used in support of applications and control systems; determines efficiency/capacity of, and recommends improvements to the computer systems; and guidance in the effective and efficient use of systems software.

Plans, coordinates and directs information security and management of user privileges; develops plans and methods for improving the efficiency of mainframe systems and securing them from unauthorized access; develops plans and procedures to recover from disaster; and participates in the planning, acquisition, and installation of new equipment and program packages.

Develops and evaluates computer-related bid specifications; assists in the review of development plans and procurement requests for hardware and software for the mainframe complex. Provides technical and operational expertise in the planning, implementation, daily management, and maintenance of databases and database management systems.

Systems Management Section

Manages and coordinates all mainframe system complex hardware and system software installation activities and maintenance projects performed by OIT, ICSD or consultant personnel. Conducts general and detailed systems analyses for the DHS Mainframe System Complex and database design analyses and develops file plans and file structures required to implement system projects. Conducts capacity analyses of existing hardware components and performance analyses of existing software components and recommends maintenance or upgrades based upon current or future processing requirements. Conducts ongoing evaluations in regards to Central Processing Unit (CPU) utilization and processing.

Systems Security Section

Defines, develops, and administers all departmental security procedures and processes; manages access to the department's automated systems; conducts system security studies for conformance to laws, policies and procedures relating to the security of confidential information, develops and provides security guidelines and policies; works with various local, state, federal and private sector agencies on all system security issues; conducts security reviews on departmental system users for policy adherence and measures effectiveness of programs in place.

TELECOMMUNICATIONS AND SYSTEM NETWORK STAFF

Plans, directs and oversees the implementation and support of various network components; the evaluation of efficient and cost-effective deployment and usage of transmission media; and the development of policies, standards and procedures long-range plans and goals for the telecommunications infrastructure. Ensures that the Department's plans are consistent with the State's long-range telecommunications infrastructure to allow connectivity with other agencies.

Plans, coordinates and manages activities involving voice, data and video communications. Directs the network architecture design and determines network system software. Oversees the development of policies, standards and procedures, long-range plans and goals for network access within the DHS.

Manages, plans and directs office automation usage and the development of customized office automation applications and databases. Provides technical expertise in the support of client applications and Web development.

Network Planning And Management Section

Oversees and manages the activities of the DHS computer networks including LANs, WANs and Internet systems. Plans, analyzes, designs and develops the physical network architecture. Establishes and maintains network software parameters, configures and optimizes network components including servers and firewalls, routers, switches and hubs. Implements and maintains network management processes to identify, diagnose and resolve network operational problems. Tracks performance capacity and analyzes network workload; plans, and schedules and implements hardware and software modifications.

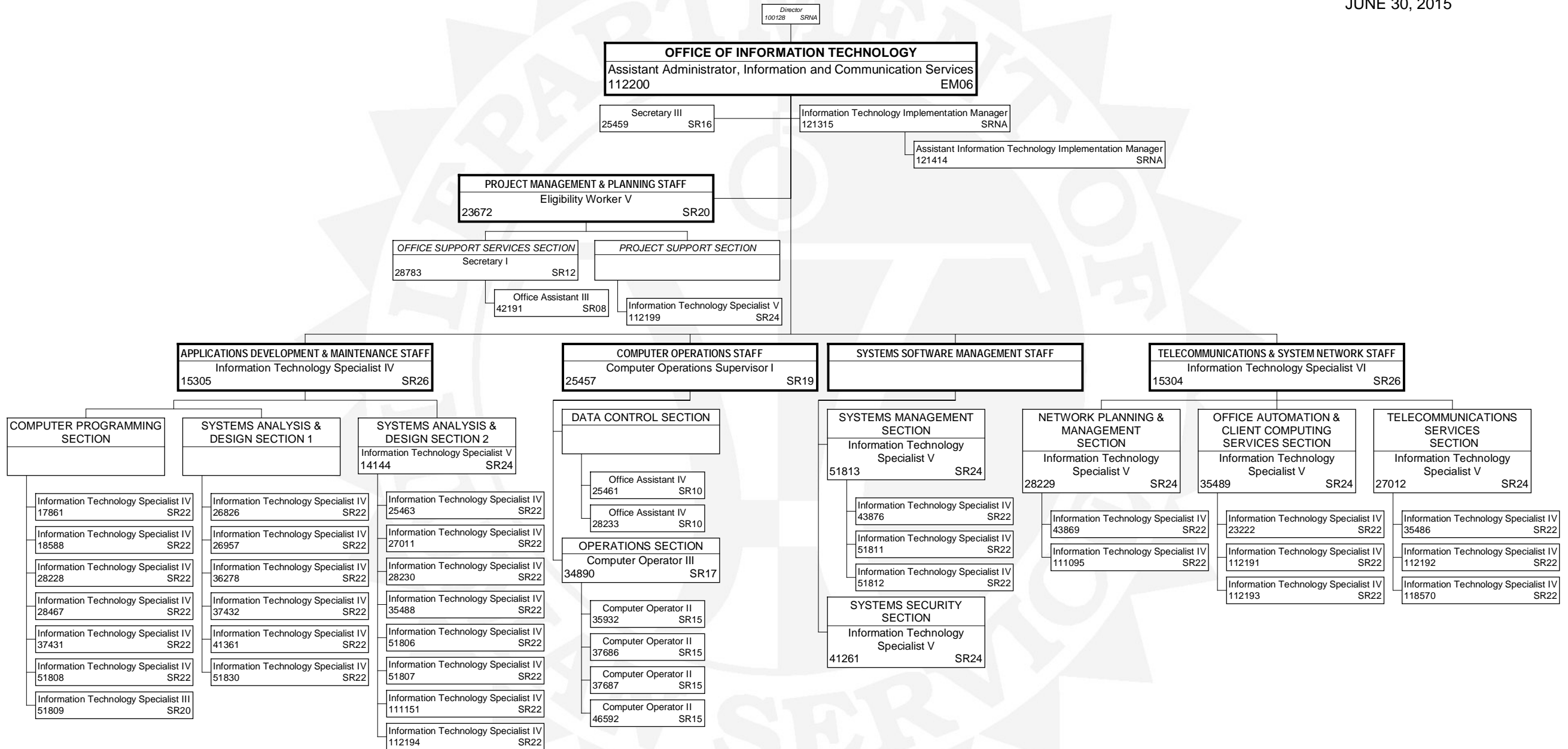
Office Automation And Client Computing Services Section

Provides technical expertise in planning, designing, developing, implementing and utilizing Office Automation systems. Conducts capacity analyses of existing hardware used for Office Automation systems. Plans for and coordinates the implementation of upgrades to Office Automation software or hardware. Analyzes, designs develops and implements customized Office Automation applications and databases to meet user requirements. Provides user support for Web services.

Telecommunications Services Section

Manages the design and deployment of hardware, software and transmission media to enable mainframe connectivity and connectivity to the Departmental minicomputer and Local Area Network/Wide Area Network (LAN/WAN). Provides technical expertise in planning, designing, developing, implementing and evaluating voice, data and video communication systems in the Department. Analyzes network traffic and available communications capacity; plans and implements improvements, reconfiguration or upgrades of communication devices and transmission media as necessary to provide sufficient transmission speed and bandwidth.





PERSONNEL OFFICE

The Personnel Office manages the personnel programs of the department including recruitment, examination and placement, position description, classification and pricing analysis, labor relations, civil rights, employee relations and safety, employee training and development, personnel transaction and maintenance of records.

CIVIL RIGHTS COMPLIANCE STAFF

Provides the department with technical assistance and advisory services in complying with various federal and state civil rights requirements relating to equal employment opportunity (EEO), equal opportunity in the delivery of services, and affirmative action. Ensures that program operations are implemented in a non-discriminatory manner and comply with Titles VI and VII of the Civil Rights Act of 1964, as amended, and any other Federal and State laws and regulations.

1. Provides technical and advisory staff services to all organizational units in the department concerning the various standards and requirements of civil rights laws, rules, and regulations.
2. Develops, conducts, and/or coordinates orientation and training programs for supervisors and other departmental personnel in the area of civil rights, such as affirmative action; equal treatment of employees; legal requirements; cultural, handicap, and age awareness; double standards in conduct as related to the sexes; racial differences; etc.
3. Develops, implements, monitors, and maintains administrative procedures for receiving and processing discrimination complaints. Represents the Director in investigating complaints and/or negotiating settlements for such complaints.
4. Develops, implements, monitors, and maintains the Departmental Affirmative Action Plan and any other Corrective Action Plan which covers employee and employer concerns as well as concerns relative to the delivery of services to clients.
5. Serves as departmental liaison for all civil rights related matters. Works in consonance with representatives of Federal and State agencies, employee organizations, and public advocacy groups.
6. Prepares various EEO and civil rights related reports, to the extent that regulatory changes dictate the need for such reports.

EMPLOYEE RELATIONS AND SAFETY STAFF

Initiates, plans, and implements employee relations programs. Develops and coordinates the department's occupational health and safety program to assure compliance with occupational health and safety laws and regulations.

1. Conducts employee service and incentive awards programs verifying compliance with departmental and State policies and procedures.
2. Reviews and accepts or denies liability for accidents and illnesses reported as being eligible for Accidental Injury Leaves and/or Workers' Compensation disability. Monitors on-going disability medical reports and rehabilitation efforts for appropriateness and conformity to Workers' Compensation and civil service laws as well as departmental and staff personnel rules and regulations, and applicable bargaining unit agreements.
3. Prepares and presents testimony at Workers' Compensation hearings. Coordinates with the Attorney General's Office in terminating or settling compensation claims.
4. Monitors and coordinates compliance with occupational health and safety requirements through educational inspections, as well as corrective action follow-ups on Division of Occupational Safety and Health citations.
5. Evaluates and coordinates departmental response to environmental impact statements in response to the Office of Environmental Quality Control.
6. Monitors the implementation of the drug free workplace law for the Department. Assures that the Department meets the Federal and State reporting requirements.

LABOR RELATIONS STAFF

Provides labor-management staff and advisory services to all organizational components of the department. Represents the department in collective bargaining negotiation sessions. Responsible for ensuring the proper implementation of negotiated collective bargaining contract terms.

1. Develops departmental standards, policies, procedures, and guidelines for the implementation of the State's collective bargaining statutes and administrative personnel policies, procedures, and regulations.
2. Serves as departmental representative for collective bargaining negotiations. Apprises management of the status of ongoing negotiations. Analyzes negotiation proposals for departmental impact and participates in the review and discussion of all proposals and counter-proposals.
3. Advises management on strike planning and preparation, including consulting programs on essential workers' petitions and other critical pre-strike activities.
4. Advises management and employees of various aspects of collective bargaining, disseminating information verbally and in writing, including interpreting contract provisions and applicable chapters of the State of Hawaii Personnel Rules.
5. Advises management on labor relations issues, such as just cause for discipline, handling of grievances, etc. Meets with employee/employer representatives to discuss problems and negotiate mutual agreements with respect to terms and conditions of employment unique to the department in an attempt to resolve grievances, if necessary. Also, researches, investigates, and provides staff work for grievances at the Director's level. Assists the Department of Personnel Services in advocating the Department's position at arbitration hearings.
6. Provides training in labor relations for supervisors.

POSITION MANAGEMENT SERVICES STAFF

Reviews position actions and job descriptions to recommend appropriate classification or other disposition; conducts classification studies, position surveys, and advises management on position utilization, classification, and related matters.

1. Reviews position action requests for exempt and civil service positions to determine adequacy of submittal and proper disposition.
2. Evaluates job descriptions, conducts desk audits, makes classification and bargaining unit assignment recommendations and takes classification action on classes delegated by the Department of Personnel Services.
3. Conducts classification studies and makes recommendations and proposals for new or amended class specifications and minimum qualification requirements.
4. Develops, reviews, and makes recommendations on selective certification requirements for positions requiring specialized experience or skills.
5. Conducts surveys of departmental positions to insure that job descriptions are current and accurate.
6. Advises program managers on utilization of positions, staffing, classification implications of reorganization proposals, and related matters; provides assistance in the assignment of duties and preparation of position descriptions.
7. Prepares Civil Service Commission appeals, pricing appeals, administrative review requests and represents the department in such proceedings.
8. Provides specialized clerical support in the processing of position action requests, including checking documents for completeness, accuracy and compliance with rules and procedures and routing documents in accordance with procedures. Maintains position records for the department.
9. Screens employee qualifications for reallocation and processes related transactions to effect reallocation.
10. Provides training in classification to departmental staff.

RECORDS AND SUPPORT SERVICES STAFF

Establishes and maintains a centralized system of recording and reporting personnel transactions.

1. Initiates all Notification of Personnel Action (SF-5s) processing transactions.
2. Maintains all status records on employees and positions for the department.
3. Maintains a system for the periodic reporting of employee evaluations.
4. Audits Notification of Temporary Assignment (SF-ls), in accordance with bargaining unit contracts and/or State Administrative Rules.
5. Compiles and consolidates data for, and prepares, various personnel reports.
6. Advises departmental staff on handling personnel problems and procedures involved in reporting or requesting approval to take personnel actions.
7. Provides selected and authorized information on employees to outside agencies and appropriate departmental personnel.
8. Provides back-up administrative and clerical support services as needed.
9. Maintains close working relationship with other state agencies concerning the unit's areas of responsibility.
10. Determines eligibility for the Temporary Disability Benefits Plan for bargaining unit employees.

RECRUITMENT AND EXAMINATION STAFF

Conducts internal and open-competitive recruitment and examination activities; advises managers on recruitment and staffing concerns; coordinates employee benefit enrollment activities.

1. Develops departmental policies and procedures for recruitment, examination and placement functions and insures compliance with applicable laws, personnel regulations, and collective bargaining contract provisions.
2. Conducts and coordinates internal recruitment, including announcing vacancies, screening applicants, referring qualified candidates, reviewing selection recommendations, and processing approved appointments.
3. Maintains controls on vacancies and temporary appointments, prepares status reports, and processes various types of appointment transactions.
4. Identifies recruitment problems and develops and carries out strategies and plans relating to job restructuring, training programs, compensation adjustments, and advertising programs in order to improve recruitment and retention of staff.
5. Advises program managers on recruitment, retention, and placement problems, selection criteria, and other matters pertaining to filling vacancies and provides appropriate assistance.
6. Conducts open-competitive recruitment for classes and functions delegated by the Department of Personnel Services, including advertising, screening of applications, making suitability determinations, conducting examinations, certifying and maintaining eligible lists and responding to applicant complaints and appeals.
7. Coordinates the referral of applicants from eligible lists for selection interview, reviews selection recommendations, checks applicant suitability, and processes new appointments.
8. Coordinates the enrollment of benefits for new employees through orientation sessions and advises departmental staff on employment benefits, e.g., medical, dental, and life insurance.
9. Conducts job search and reduction-in-force proceedings and coordinates other employee placement functions.

TRAINING STAFF

Formulates and develops an overall training strategy for the department and coordinates the preparation of the department's training plan. Monitors the plan and segments of the plan to assure their proper execution and implementation.

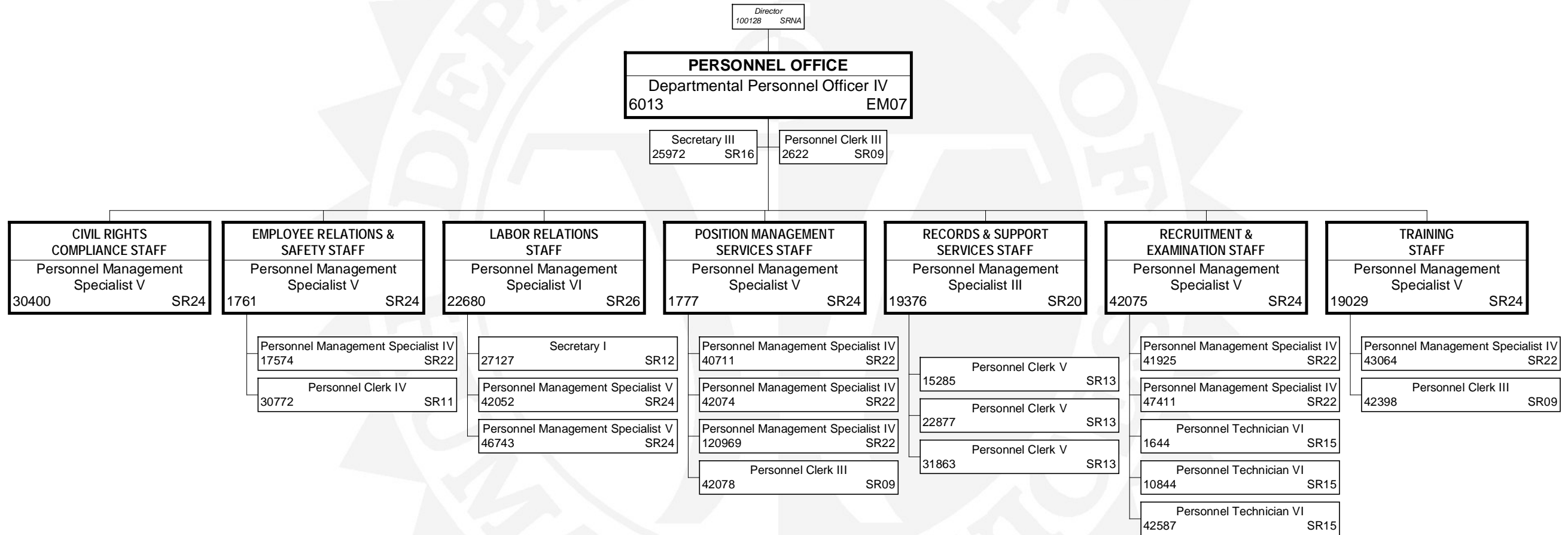
Reviews and approves, coordinates, monitors, and evaluates specialized training plans and programs within the Department.

Plans, develops, conducts, and/or coordinates generic and specialized staff development and training programs of the Department of Human Services. Staff development and training programs are in consonance with existing state statutes, Department of Personnel Services' rules and regulations and Department of Human Services' policies and procedures.

1. Assesses training needs of employees and locates resources to meet the needs; monitors training to see that needs are met.
2. Plans and conducts orientation sessions for new employees.
3. Plans, develops, conducts, and/or coordinates generic training and, as appropriate, specialized development programs.
4. Provides other training opportunities to employees by initiating in-service and out-service training sponsored by various divisions/offices of the department and public and private agencies in the community.
5. Consolidates and coordinates training requests and processes to appropriate agency/office.
6. Reviews and suggests modifications and applications for out-service and in-service training applications to comply with Department of Personnel Services rules and regulations.
7. Evaluates results of all departmental training programs and makes changes as appropriate.
8. Reviews and approves, monitors/evaluates results of divisional staff-development and training programs and recommends changes as appropriate.
9. Advises departmental personnel on relevant training and development matters.
10. Provides consultation to supervisory, administrative and divisional training staff on matters pertaining to development and conduct of training programs.
11. Serves as clearinghouse for training information and disseminates that which is relevant to line employees/management.
12. Evaluates requests for development (educational) leaves, stipends, etc.
13. Conducts research and locates/develops training materials and resources including films, literature and speakers.

STATE OF HAWAII
DEPARTMENT OF HUMAN SERVICES
PERSONNEL OFFICE

POSITION ORGANIZATION CHART
JUNE 30, 2015



BENEFIT, EMPLOYMENT, AND SUPPORT SERVICES DIVISION

Under the general direction of the Director of Human Services, the Benefit, Employment, and Support Services Division (BESSD) provides employment related services, child care services, homeless services and economic assistance to eligible families and individuals.

Basic authority and responsibility for the administration of the BESSD will be vested in the Division Administrator who:

1. Provides administrative direction in the planning, development, and implementation of comprehensive statewide employment related, child care, and income maintenance programs that include:
 - a. job placement services and opportunities, education, skill building, job training, volunteer work experience, and counseling.
 - b. childcare subsidies, licensing and registration of child care providers, counseling, resource development, and referral services.
 - c. financial assistance.
 - d. supplemental nutrition assistance.
 - e. homeless services.
2. Directs the development, implementation, and maintenance of federal-state plans for federal funds.
3. Determines priorities and allocation of resources, coordinates and reviews division's multi-year programs and financial plans, and prepares division's budget for submission to Director.
4. Prescribes and provides direction in the development of such goals, objectives, policies, standards, criteria, procedures, and rules and regulations as may be necessary or appropriate to perform functions.
5. Provides direction in the planning and development of a full range of supporting services including administrative management, planning, system supports, staff development, and automation.
6. Proposes need for and reviews or analyzes proposed legislation and recommends appropriate action to Director. Prepares legislative testimonies and assists in hearings.
7. Administers, under policy and direction of the United States Department of Agriculture, the Supplemental Nutrition Assistance Program and Employment and Training Program; the United States Housing and Urban Development-Homeless Programs, and under the direction of the United States Department of Health and Human Services, Temporary Assistance to Needy Families Block Grant, Child Care Development Block Grant, and Low Income Home Energy Assistance Block Grant.
8. Provides channels of coordination and communication among DHS divisions, staff offices, branches, and other public and private organizations with welfare related concerns.
9. Awards grants or contracts for appropriate education, employment training, supportive services, homeless oriented programs or to improve the availability and quality of early childhood development and care.
10. Coordinates divisional activities with private and public agencies and develops inter-agency relationships and agreements.
11. Provides advisory and consultative technical program management assistance.
12. Resolves major conflicts among operating or staff units of the division.
13. Provides direction in the development and implementation of a fraud investigation and payment recovery services.
14. Provides oversight to line units in the preparation of reports for administrative hearings and in the preparation of facts at the hearings.

ADMINISTRATIVE MANAGEMENT SERVICES OFFICE

Under the general direction of the division administration, the Administrative Management Services Office (AMSO) is responsible for providing logistical and support services related to central purchasing, property and equipment (lease/purchase) management, inventory control, coordinates the division budget, assists the financial, supplemental nutrition assistance, employment and training; and the child care program in processing client payments in the development, execution, and management of contracts to ensure compliance with policies, rules, regulations and laws, and manages the division's safety and natural disaster policies and procedures. The AMSO is also responsible to process payments for state programs, to oversee the general business activities for the division and to arrange for studies of operations and organization. In addition, the office provides management oversight to the line units with regard to budget preparation and expenditure of funds.

Electronic Benefit Transfer Staff

The Electronic Benefit Transfer Staff (EBT) is responsible to develop, implement, and monitor the electronic benefit transfer processes; coordinates the activities among the state programs, retailers, financial institutions, and the contractor who processes the payments and releases funds to clients; resolves problems related to client's account which may be caused by sources outside the Division's automated systems.

Systems Operations and Requirements Staff

The Systems Operations and Requirements Staff (SORS) is responsible to perform a support function by assisting the division in accomplishing program integration and single access for clients at the user/service delivery level through the use of electronic data processing (EDP) systems and office automation. Additionally, the SORS is the central focal point for coordinating and facilitating communication between users and the Department's Office of Information and Technology, and other staff regarding systems operational or functional problems.

Support Services Staff

Under the overall direction and control of the AMSO Administrator, the Support Services Staff (SSS) plans, initiates, implements, directs, evaluates, controls, and maintains all administrative and business management functions for Division.

The SSS is responsible for preparing the budget and expenditures plan and assure that the units operate within the Department of Accounting and General Services requirements. The SSS maintains a centralized staffing control system and closed files system. The SSS evaluates clerical and administrative procedures on a continuing basis, provides appropriate training to staff subordinates to insure that work performance standards are met, and recommends changes to improve operations among units.

CHILD CARE PROGRAM OFFICE

Under the general direction of the division administration, the Child Care Program Office provides policy and administrative direction in the development and implementation of childcare and programs that include the At Risk Child Care, Transitional Child Care, Child Care Development Block Grant, Child Care Licensing, Pre-Plus Program, and the Preschool Open Doors programs.

1. Establishes and prioritizes program goals and objectives and plans, initiates, promotes, facilitates, directs, and evaluates the statewide implementation of these programs.
2. Develops state and federal plans in conformance to state regulatory requirements and federal law.
3. Develops, implements, and maintains department rules which are based on federal and state laws and regulations as well as evaluates the effectiveness of the rules, procedures, and standards.
4. Maintains a continuing federal-state relationship with the Department of Health and Human Services, Administration for Children and Families on matters pertaining to the Child Care and Development Block Grant.

CHILD CARE PROGRAM OFFICE (Cont'd)

5. Prepares legislative bills, testimonies and reports and attends hearings to provide information as requested by the division administrator.
6. Prepares annual program plans, program budgets, narrative justifications, expenditure plans, and variance reports on program expenditures and accomplishments.
7. Coordinates the preparation of reports and data collection to analyze/assess programs' accomplishments, effectiveness, and efficiency.
8. Drafts and executes agreements and contracts with public and private agencies in order to purchase a needed or complementary service.
9. Plans, develops, and evaluates a statewide program of child care services, including establishment and implementation of licensing standards and requirements, development and management of the child care licensing resource file, and monitoring and tracking of care.
10. Develops and renews program grant application for federal funds.
11. Coordinates services of other public and private agencies with varying types of programs servicing the same target population.
12. Gives talks to public and private agencies, non-profit organizations, and elsewhere, as requested.
13. Facilitates discussion and collaboration with other federally-funded entities in the area of available resources and best practices as it relates to services to low-income families and early childhood education services.
14. Assists staff in defending department's decision when the department's decision to reduce or terminate assistance is appealed to the department's administrative appeals office.

EMPLOYMENT AND TRAINING PROGRAM OFFICE

Under the general direction of the division administration, the Employment and Training Program Office provides policy and administrative direction in the development and implementation of employment and training programs which include the First to Work and Up-Front Universal Engagement programs.

1. Establishes and prioritizes program goals and objectives and plans, initiates, promotes, facilitates, directs, and evaluates the statewide implementation of these programs.
2. Develops state and federal plans in conformance to state regulatory requirements and federal law.
3. Develops, implements, and maintains department rules which are based on federal and state laws and regulations as well as evaluates the effectiveness of the rules, procedures, and standards.
4. Maintains a continuing federal-state relationship with the Department of Health and Human Services, Administration for Children and Families in matters pertaining to the Temporary Assistance for Needy Families Block Grant.
5. Prepares legislative bills, testimonies and reports and attends hearings to provide information as requested by the division administrator.
6. Prepares annual program plans, program budgets, narrative justifications, expenditure plans, and variance reports on program expenditures and accomplishments.
7. Coordinates the preparation of reports and data collection to analyze/assess programs' accomplishments, effectiveness, and efficiency.
8. Drafts and executes agreements and contracts with public and private agencies in order to purchase a needed or complementary service.
9. Develops and renews program grant application for federal funds.

EMPLOYMENT AND TRAINING PROGRAM OFFICE (Cont'd)

10. Coordinates services of other public and private agencies with varying types of programs servicing the same target population.
11. Gives talks to public and private agencies, non-profit organizations, and elsewhere, as requested.
12. Assists staff in defending department's decision when the department's decision to reduce or terminate assistance is appealed to the department's administrative appeals office.

FINANCIAL ASSISTANCE PROGRAM OFFICE

Under the general direction of the division administration, the Financial Assistance Program Office is responsible for providing policy and administrative direction in the development and implementation of the financial assistance programs:

1. Develops statewide program objectives, indicators of planned activity, measurements of effectiveness for the financial assistance programs, and formulates policies and procedures to implement program objectives.
2. Plans, develops, implements, and maintains Department rules which are based on federal and state laws and regulations.
3. Monitors and evaluates the financial assistance programs by reviewing progress reports, statistical reports, and conducting field studies or management evaluations.
4. Monitors program operations for conformance with program plans, policies, and standards, directs the evaluation of the accomplishments and effectiveness of Department rules and procedures against resources expended, and develops standards for controls or conducting program analyses and special studies to assess adequacy of plans.
5. Maintains a continuing federal-state relationship with the Department of Health and Human Services in the administration of the Temporary Assistance for Needy Families Block Grant, the Refugee Assistance program, the Repatriation Program, and the Low Income Home Energy Assistance Program and the Social Security Administration in the administration of the State Supplemental Security Income program.
6. Prepares annual program plans, biennial program budgets, and supplemental budgets; prepares narrative justification, expenditure plan and variance reports on program expenditures and accomplishments; determines priorities and allocation of resources; and coordinates and reviews the multi-year program and financial plans.
7. Prepares testimonies and reports for submittal to the legislature, reviews and analyzes proposed legislation (federal and state), attends legislative hearings for the purpose of providing supplemental information as requested, and recommends appropriate action to the divisional administration.
8. Drafts and executes statewide agreements and contracts with key public and private agencies to bring complementary services to clients served by the financial assistance programs.
9. Prepares reports, statistics, and evaluations on the accomplishments of the financial assistance programs.
10. Coordinates the activities of the Income Maintenance Committee on Payment Projections to include planning and facilitating the meetings.
11. Receives direct complaints from the public, recipient groups, and agencies and takes appropriate action.
12. Gives public talks at health and social welfare conferences and to interested organizations both private and public to maintain public awareness of governmental programs; maintains liaison with recipient advocate groups; prepares or directs preparation of press releases.
13. Coordinates financial assistance program activities with other offices and divisions within the department, public and private agencies, consumer groups, advocate groups, and community agencies.

FINANCIAL ASSISTANCE PROGRAM OFFICE (Cont'd)

14. Maintains contacts with the Attorney General's Office concerning litigation against the financial assistance programs, prepares interrogatories, and testifies in depositions and in court hearings.
15. Provides overall direction to determine the computer requirements for the financial assistance programs to meet the program requirements for timely payments, management information data, electronic interfaces with other agencies or programs, and new programs and provides assistance in developing system requirements.
16. Administers the forms management program for the financial assistance programs.
17. Coordinates the preparation, development, and implementation of a wide range of informational materials to inform clients about the various programs, clients' rights and responsibilities, services provided by the department, and available community resources.
18. Coordinates with the Med-QUEST Division on program activities for the Medicaid and Health QUEST programs.
19. Reviews branch reports for administrative hearings, assists the line staff at administrative hearings, and reviews hearing officer's decision. Also, completes research and branch reports for tax intercept hearings and attends the hearing as the department's representative.

HOMELESS PROGRAMS OFFICE

Under the general direction of the Division Administration, the Homeless Programs Office serves as the focal point for the needs assessment, development, grant application, and administration of supportive services for homeless programs statewide with the goal of bringing about self-sufficiency and economic independence. The Homeless Programs Office provides homeless related technical support and assistance to personnel of private and public agencies. The Homeless Programs Office also serves as a liaison for the Department with other agencies and community groups in developing strategies for resident and statewide homeless related services and self-sufficiency programs.

1. Develops, coordinates, and monitors homeless shelter programs, and other homeless activities relating to the State's and each County's homeless continuum of care systems.
2. Develops state and federal plans in conformance to state regulatory requirements and federal law.
3. Develops, implements, and maintains department rules which are based on federal and state laws and regulations as well as evaluates the effectiveness of the rules, procedures, and standards.
4. Maintains a continuing federal-state relationship with the United States Department of Housing and Urban Development (HUD), including implementing various HUD-funded programs that target the needs of Hawaii's homeless and homeless-at-risk.
5. Prepares legislative bills, testimonies and reports and attends hearings to provide information as requested by the division administrator.
6. Prepares annual program plans, program budgets, narrative justifications, expenditure plans, and variance reports on program expenditures and accomplishments.
7. Coordinates the preparation of reports and data collection to analyze/assess programs' accomplishments, effectiveness and efficiency.
8. Drafts and executes agreements and contracts with public and private agencies in order to purchase a needed or complementary service.
9. Researches public and private funding sources; prepare and coordinate grant applications for those funds; conducts ongoing needs assessments with private and public agencies involved with the homeless; and assists in the coordination of such resources.
10. Develops, coordinates, assists in the planning; conducts homeless program workshops, training sessions, and development activities; and provides technical assistance on new and existing homeless programs for private and public agencies.

HOMELESS PROGRAMS OFFICE(Cont'd)

11. Serves as liaison for the Department in collaborating with other agencies and community groups in developing strategies for homeless related service and self-sufficiency programs.
12. Coordinates with the Fiscal Management Office for auditor services and works with the private auditors contracted to perform annual audits of provider agencies.
13. Administers the savings account program for the homeless families residing in homeless shelters.
14. Coordinates for the inspection of the Department's homeless facilities and for the inspection of donated lands, structures, and materials for use by the homeless with other branches and offices of the Department.
15. Coordinates with the provider and other agencies for the management of the Department's homeless facilities.

INVESTIGATIONS OFFICE

Provides overall management for implementation of the Department's plans, policies, rules and procedures designed to prevent, detect, investigate, report and prosecute fraud and other crimes in the programs of the Department.

Provides investigative services in support of the Department's efforts to prevent, detect, report and prosecute crimes in the programs administered by the Department; recover moneys due to the Department as a result of overpayments or overissuances in the various programs; and locate persons (other than absent parents for purposes of Title IV-D of the Social Security Act) for the various programs of the Department. Conducts internal investigations within the Department.

Provides typing, duplicating, filing and other clerical duties for the Investigations Office. Assists in preparing the operations budget; reviews monthly expenditure reports; processes purchase orders and travel arrangements; and maintains inventory records.

Administrative Disqualification Staff

Establishes and operates a system to investigate suspected fraud cases which are considered appropriate for referral to an Administrative Disqualification Hearing (ADH). Inputs and monitors disqualification penalties sent to the HAWI computer system; reports administrative disqualification activities to the appropriate Federal agencies.

Case Control Staff

Establishes and maintains a case intake, screening assignment, and monitoring system. Receives and logs complaints and allegations of fraud, investigative referrals, and overpayment reports; and requests and referrals received from out-of-state, Federal and other State agencies.

Analyzes complaints and referrals; reviews the results of preliminary investigations and public assistance case records of all cases investigated; revises incorrect overpayment computations; and coordinates all investigative cases involving inter-county action.

Maintains public assistance case records and statistical information; monitors the progress of cases referred for prosecution or administrative disqualification hearing; appears in grand jury sessions.

Restitution Control Staff

Controls and enforces restitution due as a result of overpayments and overissuances in the various assistance programs administered by the Department. Receives and reviews overpayment claim reports generated by line units; conducts local investigations.

Hawaii Staff, Kauai Staff, Maui Staff, and Oahu Staff

The Hawaii, Kauai, Maui, and Oahu Staffs investigate referrals and assigned cases of allegations and complaints of suspected crimes concerning the public assistance programs and participates in the investigations conducted jointly by Federal, State, and/or County law enforcement agencies. The Hawaii, Kauai, Maui and Oahu Staffs conduct the initial investigation of complaints and allegations; conduct follow-up investigations; prepare and submit reports of investigation for immediate transmission to appropriate public assistance officials.

The Hawaii, Kauai, Maui, and Oahu Staffs investigate the loss, theft, or forgery of payment warrants, Electronic Benefit Transfer payment cards, supplemental nutrition assistance, and medical identification cards with the Federal, State, County, and Municipal law enforcement agencies.

The Hawaii, Kauai, Maui, and Oahu Staffs prepare and submit reports of investigative findings; appear at proceedings to present investigative/evidentiary findings; monitor the progress of cases, and notify the Case Control Staff of the outcome or disposition.

The Hawaii, Kauai, Maui, and Oahu Staff maintain records of investigative activities.

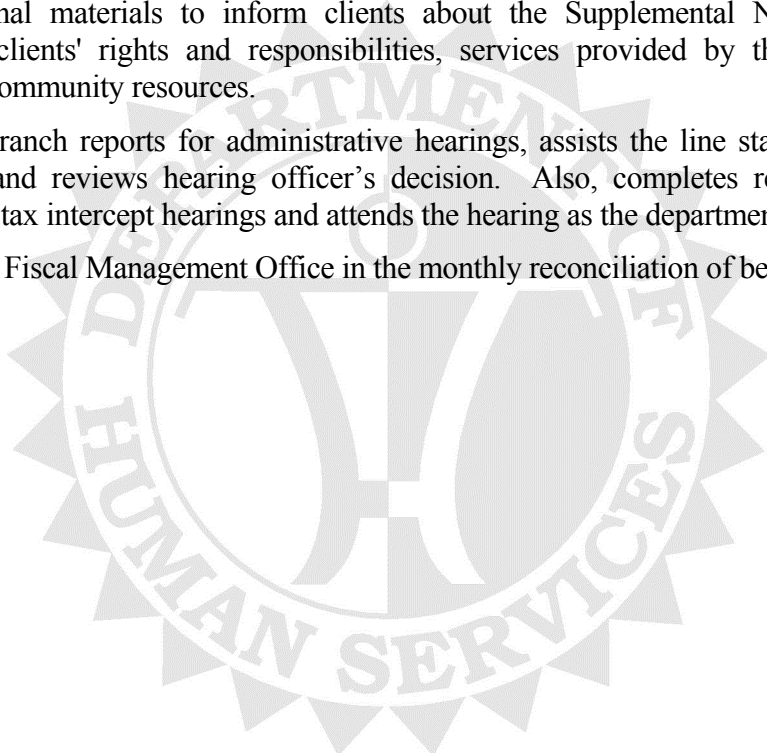
SUPPLEMENTAL NUTRITION ASSISTANCE PROGRAM OFFICE

Under the general direction of the division administration, the Supplemental Nutrition Assistance Program Office:

1. Develops statewide program objectives, indicators of planned activity, measurements of effectiveness for the Supplemental Nutrition Assistance Program, and formulates policies and procedures to implement program objectives.
2. Plans, develops, implements, and maintains Department rules which are based on federal and state laws and regulations.
3. Monitors and evaluates the Supplemental Nutrition Assistance Program by reviewing progress reports, statistical reports, and conducting field studies or management evaluations.
4. Monitors program operations for conformance with program plans, policies, and standards, directs the evaluation of the accomplishments and effectiveness of Department rules and procedures against resources expended, and develops standards for controls or conducting program analyses and special studies to assess adequacy of plans.
5. Maintains a continuing federal-state relationship with the United States Department of Agriculture, Food and Consumer Services in the administration of the Supplemental Nutrition Assistance Program.
6. Prepares annual program plans, biennial program budgets, and supplemental budgets; prepares narrative justification, expenditure plan and variance reports on program expenditures and accomplishments; determines priorities and allocation of resources; and coordinates and reviews the multi-year program and financial plans.
7. Prepares testimonies and reports for submittal to the legislature, reviews and analyzes proposed legislation (federal and state), attends legislative hearings for the purpose of providing supplemental information as requested, and recommends appropriate action to the division administration.
8. Drafts and executes statewide agreements and contracts with key public and private agencies to bring complementary services to clients served by the Supplemental Nutrition Assistance Program.
9. Prepares reports, statistics, and evaluations on the accomplishments of the Supplemental Nutrition Assistance Program.
10. Develops corrective action plans based on findings revealed by quality control, field audits, federal audits, and special studies, implements corrective action plans, and monitors completion of plans.
11. Receives direct complaints from the public, recipient groups, and agencies and takes appropriate action.

SUPPLEMENTAL NUTRITION ASSISTANCE PROGRAM OFFICE (Cont'd)

12. Gives public talks at health and social welfare conferences and to interested organizations both private and public to maintain public awareness of governmental programs; maintains liaison with recipient advocate groups; prepares or directs preparation of press releases.
13. Coordinates Supplemental Nutrition Assistance Program activities with other offices and divisions within the department, public and private agencies, consumer groups, advocate groups, and community agencies.
14. Maintains contacts with the Attorney General's Office concerning litigation against the Supplemental Nutrition Assistance Program, prepares interrogatories, and testifies in depositions and in court hearings.
15. Provides overall direction to determine the computer requirements for the Supplemental Nutrition Assistance Program to meet the program requirements for timely payments, management information data, electronic interfaces with other agencies or programs, and new programs and provides assistance in developing system requirements.
16. Administers the forms management program for the Supplemental Nutrition Assistance Program.
17. Coordinates the preparation, development, and implementation of a wide range of informational materials to inform clients about the Supplemental Nutrition Assistance Program, clients' rights and responsibilities, services provided by the department, and available community resources.
18. Reviews branch reports for administrative hearings, assists the line staff at administrative hearings, and reviews hearing officer's decision. Also, completes research and branch reports for tax intercept hearings and attends the hearing as the department's representative.
19. Assists the Fiscal Management Office in the monthly reconciliation of benefits issued.



STATEWIDE BRANCH

Under the general direction of the Division Administrator, the Statewide Branch provides overall management and implements the Division's employment, childcare, financial assistance, and supplemental nutrition assistance programs statewide. The Statewide Branch plans, organizes, directs, coordinates, evaluate, trains, recommends changes, and maintains an organization that facilitates the efficient and effective accomplishment of the objectives of the Division. The Statewide Branch maintains good relationships with the community.

Staff Development Office

Under the general direction of the Statewide Branch Administrator, the Staff Development Office is responsible to plan, develop, conduct, contract, and/or coordinate staff development and training programs for the division's employees, including support staff, in consonance with existing State statutes, Department of Human Resources Development regulations and DHS policies and procedures.

1. Assess training needs of employees to provide training opportunities.
2. Plans and conducts orientation sessions for new employees.
3. Plans, develops, conducts, contracts, and/or coordinates specialized training and development programs for division personnel.
4. Provides other training opportunities to employees by initiating in-service and out-service training sponsored by other divisions of the department and public and private agencies in the community.
5. Consolidates and coordinates training requests and processes to the department's Personnel Office.
6. Evaluates results of all training programs and makes changes as appropriate.
7. Advises division personnel on relevant training and development matters.
8. Provides consultation to supervisory and administrative staff on development and conduct of training programs.
9. Serves as division's clearinghouse for training information and disseminates that which is relevant to division employees.
10. Evaluates requests for development (educational) leaves for the division administrator.
11. Acts as the division's liaison with institutions of higher learning in coordinating training grant proposals for division's staff.

East Hawaii, West Hawaii, Kauai, Maui, and Oahu 1, 2, 3, and 4 Sections

The East Hawaii, West Hawaii, Kauai, Maui and Oahu Sections 1, 2, 3, and 4 provides the operational direction, management, and oversight toward the implementation and execution of the Department's and BESSD plans, policies, procedures, regulations, and program objectives of the employment related, childcare services, income maintenance, and supplemental nutrition assistance programs. The East Hawaii, West Hawaii, Kauai, Maui and Oahu Sections 1, 2, 3, and 4 provides, directs, coordinates, reviews, and evaluates the operations and service delivery of the subordinate processing centers and units.

The East Hawaii, West Hawaii, Kauai, Maui and Oahu Sections 1, 2, 3, and 4 formulate objectives based on defined goals with the funding and resources afforded; studies, and continually appraises operations, recommends and implements changes in operational policies and/or procedures toward resolving conflicts among and between operating entities. The East Hawaii, West Hawaii, Kauai, Maui and Oahu Sections 1, 2, 3, and 4 provides guidance and direction to subordinate staff in preserving, maintaining, and sustaining reasonable performance standards. The East Hawaii, West Hawaii, Kauai, Maui and Oahu Sections 1, 2, 3, and 4 exercises fiscal control of funds allocated; and supervises, develops, and provides direction to subordinate staff and develops and maintains a system for management control.

The East Hawaii, West Hawaii, Kauai, Maui and Oahu Sections 1, 2, 3, and 4 implements State policies, procedures and directives for budget planning, preparation, and execution of generally acceptable accounting procedures and requirements; and maintains a centralized staffing control system. The East Hawaii, West Hawaii, Kauai, Maui and Oahu Sections 1, 2, 3, and 4 maintains the Sections Closed Files System and evaluates Section administrative or clerical procedures; implements changes to improve operations.

North Hilo Processing Center Unit, South Hilo Processing Center Unit, Kamuela-Hamakua Unit, Kohala Sub-Unit, North Kona 1 Unit, South Kona Unit, Kau Sub-Unit, East Unit, West Unit, Maui Public Assistance Unit, Molokai Unit, Lanai Sub-Unit, KPT Processing Center Unit, OR&L Processing Center Unit, Kapolei Processing Center Unit, Waianae Processing Center Unit, Wahiawa Processing Center Unit, Waipahu Processing Center Unit, Koolau Processing Center Unit, and the Pohulani Processing Center Unit

Under the direction of their respective Section Administration, these processing centers and units determine initial and continuing eligibility for the financial, supplemental nutrition assistance and medical programs to eligible applicants and recipients, and issue benefits to all who are eligible. These units maintains the electronic and hard copy case files, conducts reviews to determine continued eligibility, provides the general public information on the Division's Programs, takes action on complaints received, initiates adverse actions as appropriate, closes ineligible cases, and coordinates the linkage of mothers and newborns with Med-QUEST to ensure enrollment of newborns.

Central Hilo Unit, North Kona 2 Unit, South Unit, and Maui Central Unit

Under the direction of their respective Section Administration, these units provide a range of services to individuals applying for benefits through the Temporary Assistance for Needy Families (TANF) program, and to recipients of TANF benefits who are required to meet work activity requirements to receive benefits. These units recommend, evaluate, assess, and direct client participation in employment or educational programs and engages in job development activities to maximize client participation opportunities. In addition, the participant will receive counseling, barrier services, and support services to assist clients towards achieving the goal of economic self-sufficiency. These units also provide support services, including childcare reimbursement, transportation reimbursement and work expense to eligible applicants and recipients.

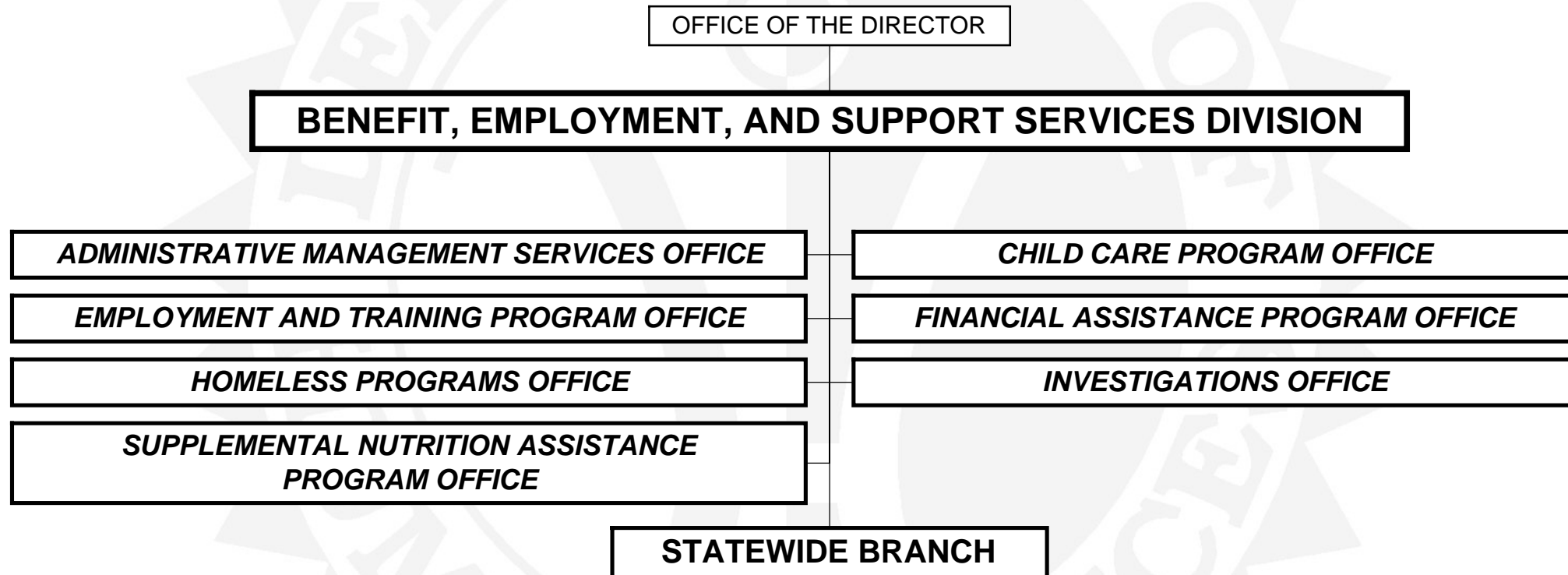
Under the direction of their respective Section Administration, these units provide regulatory oversight of childcare facilities and homes to ensure conformance to regulatory standards and safety to children. The Central Hilo Unit, North Kona 2 Unit, South Unit, and Maui Central units provide the following services: receive and process applications; conduct licensing studies; conduct assessments; monitor compliance; provide technical assistance; provide resource and referral activities; conduct investigations of complaints received by the public and take appropriate action when deemed necessary against licensed, license-exempt, and unregulated child care centers and homes; initiate legal action against the provider who is in violation of related Hawaii Revised Statutes and Hawaii Administrative Rules; and conduct background checks on all applicants, licensed and registered providers to determine the applicant's, the employee's, or the household member's risk with respect to children in care.

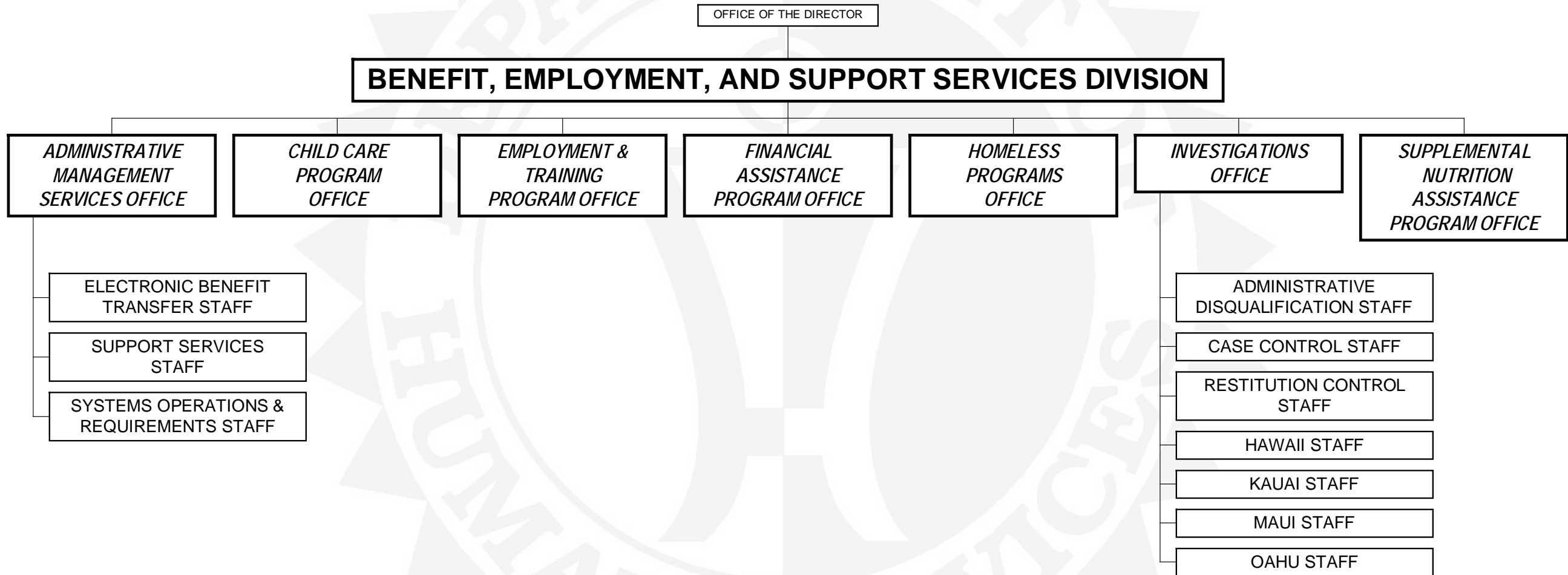
Downtown First-To-Work Unit 1, Downtown First-To-Work Unit 2, Waianae First-To-Work Unit, Waipahu First-To-Work Unit, Kailua First To Work Unit, and Wahiawa First To-Work

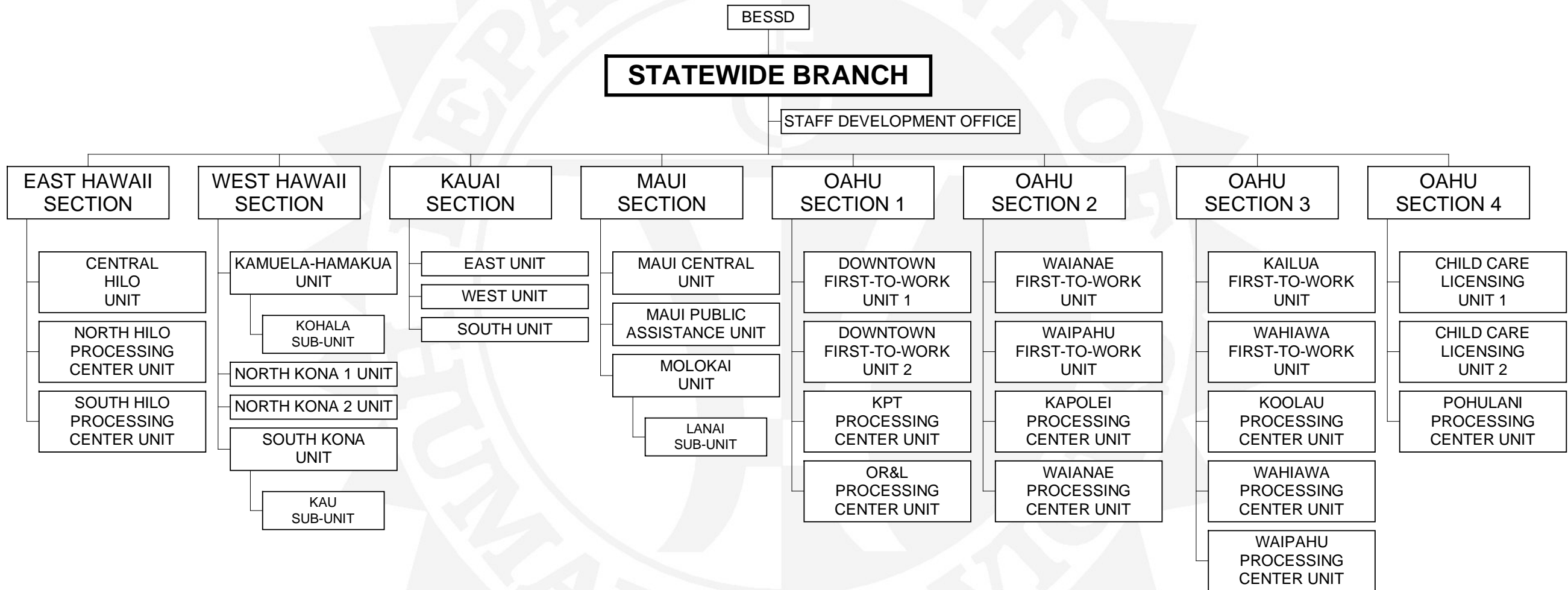
Under the direction of their respective Section Administration, these units provide a range of services to individuals applying for benefits through the Temporary Assistance for Needy Families (TANF) program, and to recipients of TANF benefits who are required to meet work activity requirements to receive benefits. These units recommend, evaluate, assess, and direct client participation in employment or educational programs and engages in job development activities to maximize client participation opportunities. In addition, the participant will receive counseling, barrier services, and support services to assist clients towards achieving the goal of economic self-sufficiency. These units also provide support services, including childcare reimbursement, transportation reimbursement and work expense to eligible applicants and recipients.

Child Care Licensing Unit 1 and Child Care Licensing Unit 2.

Under the direction of their respective Section Administration, these units provide regulatory oversight of childcare facilities and homes to ensure conformance to regulatory standards and safety to children. These units provide the following services: receive and process applications; conduct licensing studies; conduct assessments; monitor compliance; provide technical assistance; provide resource and referral activities; conduct investigations of complaints received by the public and take appropriate action when deemed necessary against licensed, license-exempt, and unregulated child care centers and homes; initiate legal action against the provider who is in violation of related Hawaii Revised Statutes and Hawaii Administrative Rules; and conduct background checks on all applicants, licensed and registered providers to determine the applicant's, the employee's, or the household member's risk with respect to children in care.







Director
 100128 SRNA

BENEFIT, EMPLOYMENT, AND SUPPORT SERVICES DIVISION		
Self-Sufficiency and Support Services Administrator		
6179		EM08
Self-Sufficiency and Support Services Assistant Administrator		
22160		EM07

Secretary IV
 14137 SR18

Secretary III
 45454 SR16

Eligibility System Project Manager
 121063 SRNA

Eligibility Sysytem Business Analyst
 121177 SRNA

ADMINISTRATIVE MANAGEMENT SERVICES OFFICE		
Program and Budget Analysis Manager I		
1637		EM05

CHILD CARE PROGRAM OFFICE		
Human Services Professional VI		
23706		SR26

EMPLOYMENT AND TRAINING PROGRAM OFFICE		
Self-Sufficiency and Support Services Supervisor III		
46870		SR26

FINANCIAL ASSISTANCE PROGRAM OFFICE		
Eligibility Program Specialist VI		
31915		SR26

HOMELESS PROGRAMS OFFICE		
Homeless Programs Branch Administrator		
103218		SRNA

INVESTIGATIONS OFFICE		
Investigator VI		
29836		SR26

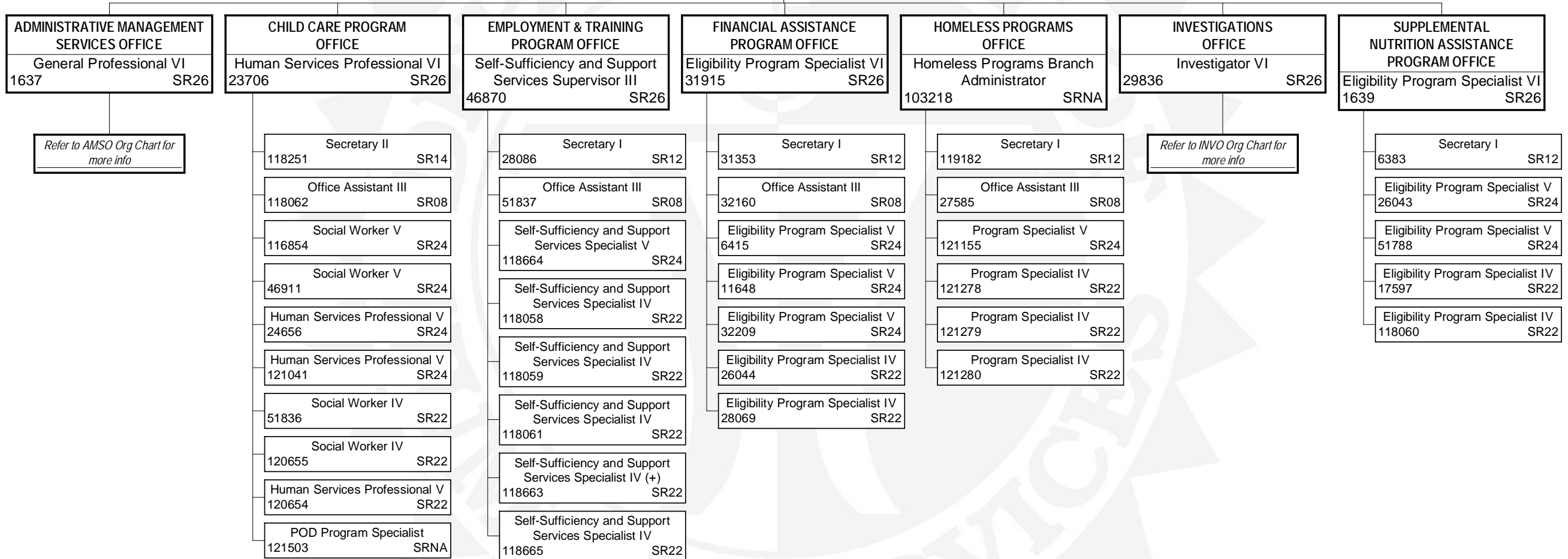
SUPPLEMENTAL NUTRITION ASSISTANCE PROGRAM OFFICE		
Eligibility Program Specialist VI		
1639		SR26

STATEWIDE BRANCH		
Self-Sufficiency and Support Services Manager		
46867		EM05
Self-Sufficiency and Support Services Manager		
28052		EM05

STATE OF HAWAII
 DEPARTMENT OF HUMAN SERVICES
 BENEFIT, EMPLOYMENT, AND SUPPORT SERVICES DIVISION
 PROGRAM OFFICES

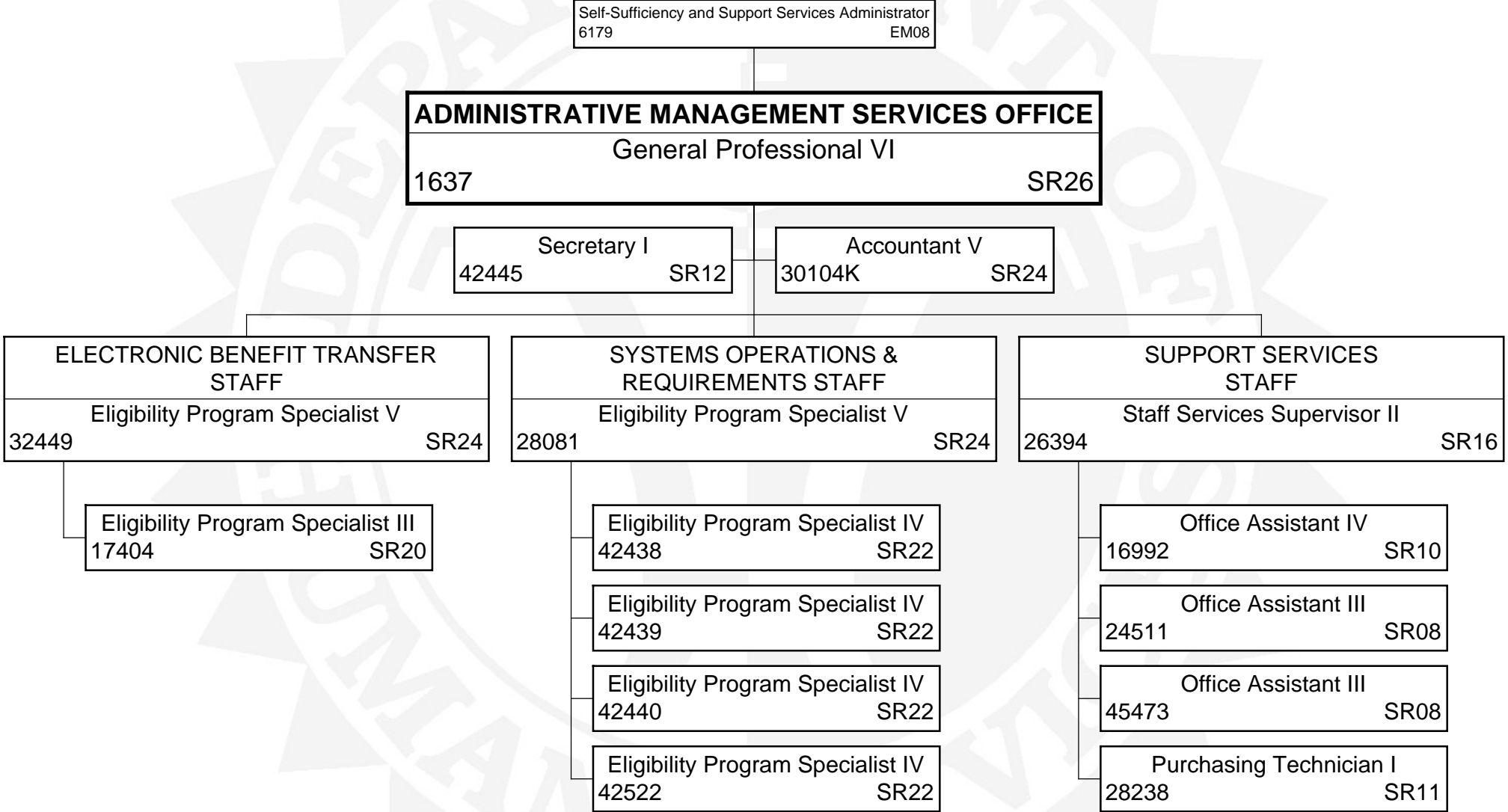
POSITION ORGANIZATION CHART
 JUNE 30, 2015

Self-Sufficiency and Support Services Administrator
 6179 EM08



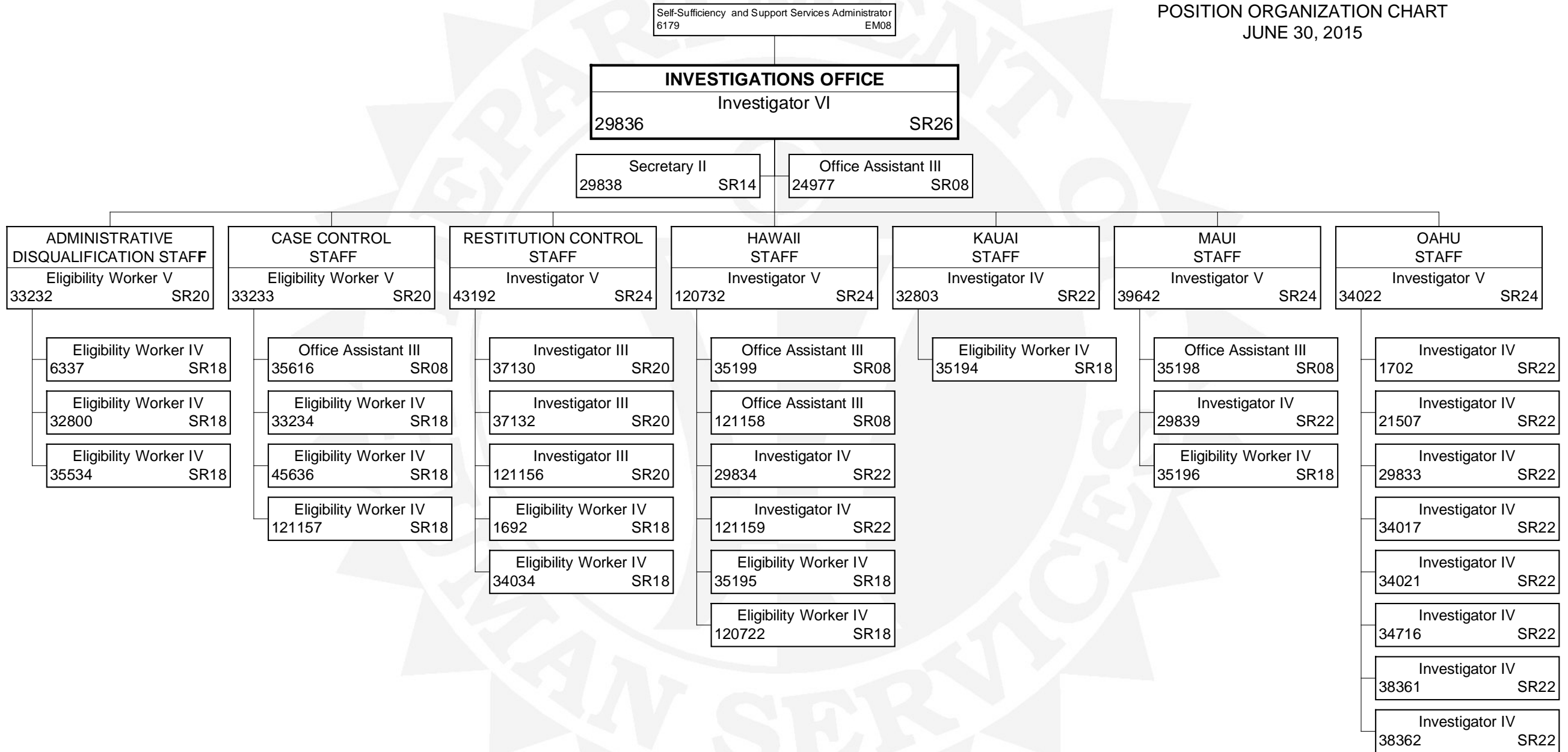
STATE OF HAWAII
 DEPARTMENT OF HUMAN SERVICES
 BENEFIT, EMPLOYMENT, AND SUPPORT SERVICES DIVISION
 ADMINISTRATIVE MANAGEMENT SERVICES OFFICE

POSITION ORGANIZATION CHART
 JUNE 30, 2015



STATE OF HAWAII
 DEPARTMENT OF HUMAN SERVICES
 BENEFIT, EMPLOYMENT, AND SUPPORT SERVICES DIVISION
 INVESTIGATIONS OFFICE

POSITION ORGANIZATION CHART
 JUNE 30, 2015



STATE OF HAWAII
 DEPARTMENT OF HUMAN SERVICES
 BENEFIT, EMPLOYMENT, AND SUPPORT SERVICES DIVISION
 STATEWIDE BRANCH

POSITION ORGANIZATION CHART
 JUNE 30, 2015

Self-Sufficiency and Support Services Administrator
 6179 EM08

STATEWIDE BRANCH
 Self-Sufficiency and Support Services Manager
 46867 EM05
 Self-Sufficiency and Support Services Manager
 28052 EM05

Secretary III
 1771 SR16

Office Assistant III
 27624 SR08

Secretary III
 45474 SR16

STAFF DEVELOPMENT OFFICE
 Social Worker V
 45307 SR24

Eligibility Program Specialist IV
 32640 SR22

Eligibility Program Specialist IV
 42968 SR22

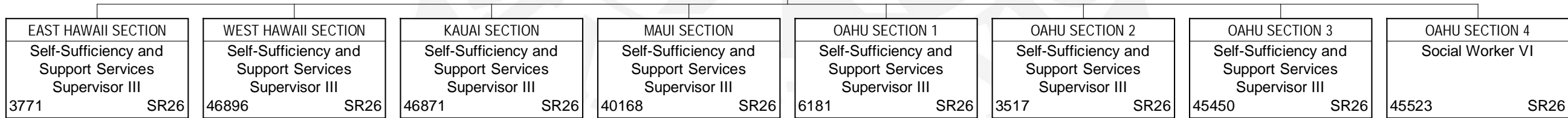
Eligibility Program Specialist IV
 42983 SR22

Eligibility Program Specialist IV
 120755 SR22

Self-Sufficiency and Support
 Services Specialist IV
 120757 SR22

Eligibility Program Specialist IV
 120756 SR22

Self-Sufficiency and Support
 Services Specialist IV
 46901 SR22



STATE OF HAWAII
 DEPARTMENT OF HUMAN SERVICES
 BENEFIT, EMPLOYMENT, AND SUPPORT SERVICES DIVISION
 STATEWIDE BRANCH
 EAST HAWAII SECTION

POSITION ORGANIZATION CHART
 JUNE 30, 2015

Self-Sufficiency and Support Services Manager
 46867 EM05

EAST HAWAII SECTION
 Self-Sufficiency and Support Services Supervisor III
 3771 SR26

Secretary II
 6258 SR14

Office Assistant III
 42672 SR08

CENTRAL HILO UNIT
 Self-Sufficiency and Support Services Supervisor II
 46877 SR24

NORTH HILO
 PROCESSING CENTER
 UNIT
 Eligibility Worker V
 6400 SR20

NORTH HILO
 PROCESSING CENTER
 UNIT
 Eligibility Worker V
 28307 SR20

NORTH HILO
 PROCESSING CENTER
 UNIT
 Eligibility Worker V
 34899 SR20

SOUTH HILO
 PROCESSING CENTER
 UNIT
 Eligibility Worker V
 28101 SR20

SOUTH HILO
 PROCESSING CENTER
 UNIT
 Eligibility Worker V
 28236 SR20

SOUTH HILO
 PROCESSING CENTER
 UNIT
 Eligibility Worker V
 44128 SR20

Secretary I
 46890 SR12

Office Assistant III
 46894 SR08

Self-Sufficiency and Support
 Services Specialist III
 24970 SR20

Self-Sufficiency and Support
 Services Specialist III
 46879 SR20

Self-Sufficiency and Support
 Services Specialist III
 46880 SR20

Self-Sufficiency and Support
 Services Specialist III
 46881 SR20

Self-Sufficiency and Support
 Services Specialist III
 46882 SR20

Self-Sufficiency and Support
 Services Specialist III
 46883 SR20

Self-Sufficiency and Support
 Services Specialist III
 46900 SR20

Self-Sufficiency and Support
 Services Specialist III
 46902 SR20

Social Worker III
 7711 SR20

Social Worker III
 23711 SR20

Social Worker III
 36936 SR20

Human Services Professional III
 42902 SR20

Social Service Assistant IV
 118662 SR11

Secretary I
 13155 SR12

Secretary I
 28102 SR12

Office Assistant III
 33907 SR08

Eligibility Worker III
 4539 SR16

Eligibility Worker III
 6390 SR16

Eligibility Worker III
 22520 SR16

Eligibility Worker III
 24968 SR16

Eligibility Worker III
 24983 SR16

Eligibility Worker III
 28218 SR16

Eligibility Worker III
 30371 SR16

Eligibility Worker III
 31112 SR16

Eligibility Worker III
 31189 SR16

Eligibility Worker III
 36863 SR16

Eligibility Worker III
 48706 SR16

Secretary I
 24971 SR12

Office Assistant III
 32352 SR08

Eligibility Worker IV
 34740 SR18

Eligibility Worker III
 4541 SR16

Eligibility Worker III
 15711 SR16

Eligibility Worker III
 24967 SR16

Eligibility Worker III
 24969 SR16

Eligibility Worker III
 28058 SR16

Eligibility Worker III
 28223 SR16

Eligibility Worker III
 31098 SR16

Eligibility Worker III
 31114 SR16

Eligibility Worker III
 32973 SR16

Eligibility Worker III
 36869 SR16

Secretary I
 1735 SR12

Secretary I
 44186 SR12

Office Assistant III
 34902 SR08

Eligibility Worker III
 14134 SR14

Eligibility Worker III
 24775 SR16

Eligibility Worker III
 25728 SR16

Eligibility Worker III
 31096 SR16

Eligibility Worker III
 32346 SR16

Eligibility Worker III
 36864 SR16

Eligibility Worker III
 36866 SR16

Eligibility Worker III
 36868 SR16

Eligibility Worker III
 41088 SR16

Eligibility Worker III
 41090 SR16

Eligibility Worker III
 42962 SR16

Secretary I
 28103 SR12

Office Assistant III
 31446 SR08

Eligibility Worker III
 1693 SR16

Eligibility Worker III
 22881 SR16

Eligibility Worker III
 24981 SR16

Eligibility Worker III
 28220 SR16

Eligibility Worker III
 31113 SR16

Eligibility Worker III
 32351 SR16

Eligibility Worker III
 36865 SR16

Eligibility Worker III
 36867 SR16

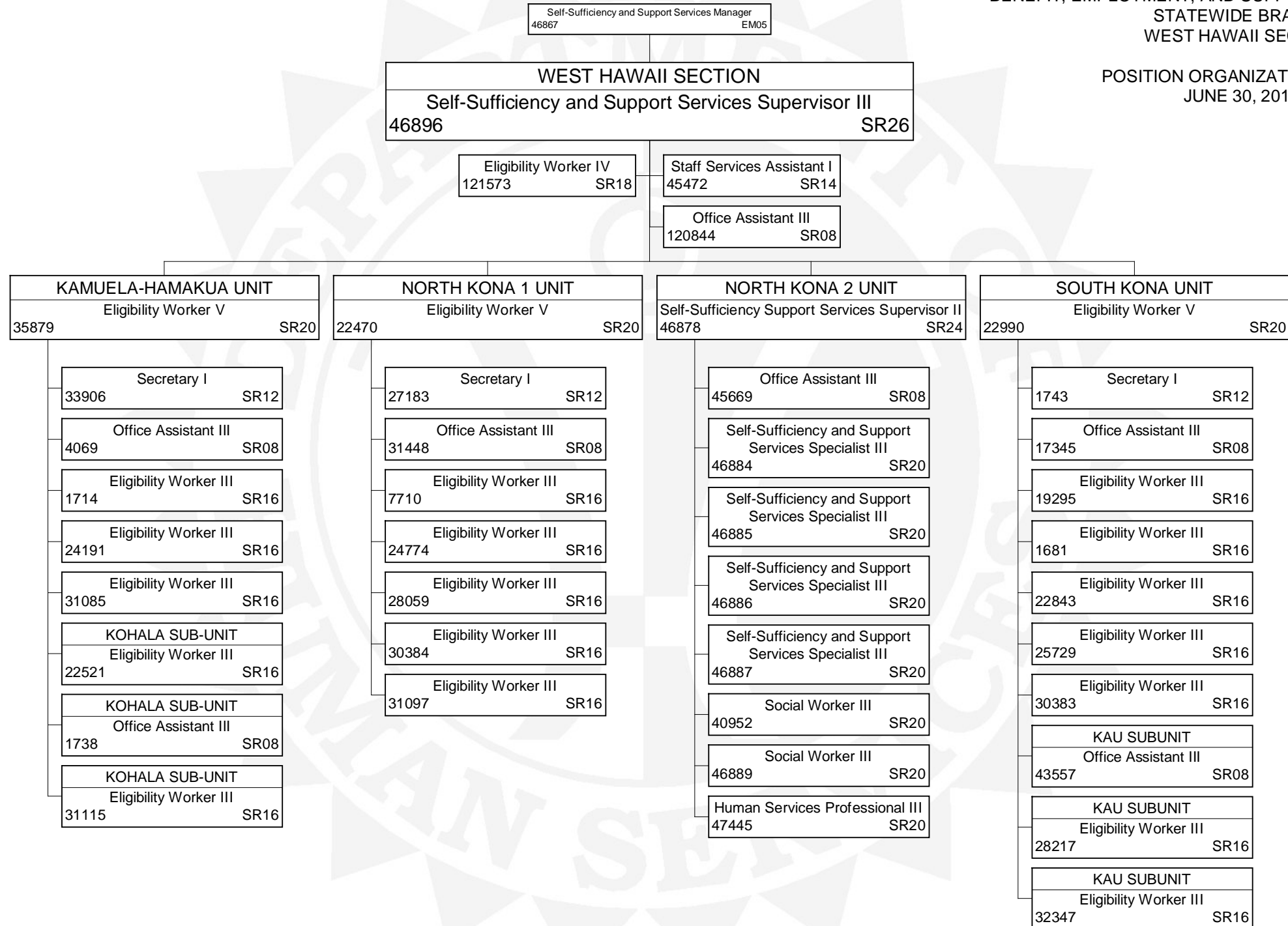
Eligibility Worker III
 37413 SR16

Eligibility Worker III
 41089 SR16

Eligibility Worker III
 42961 SR16

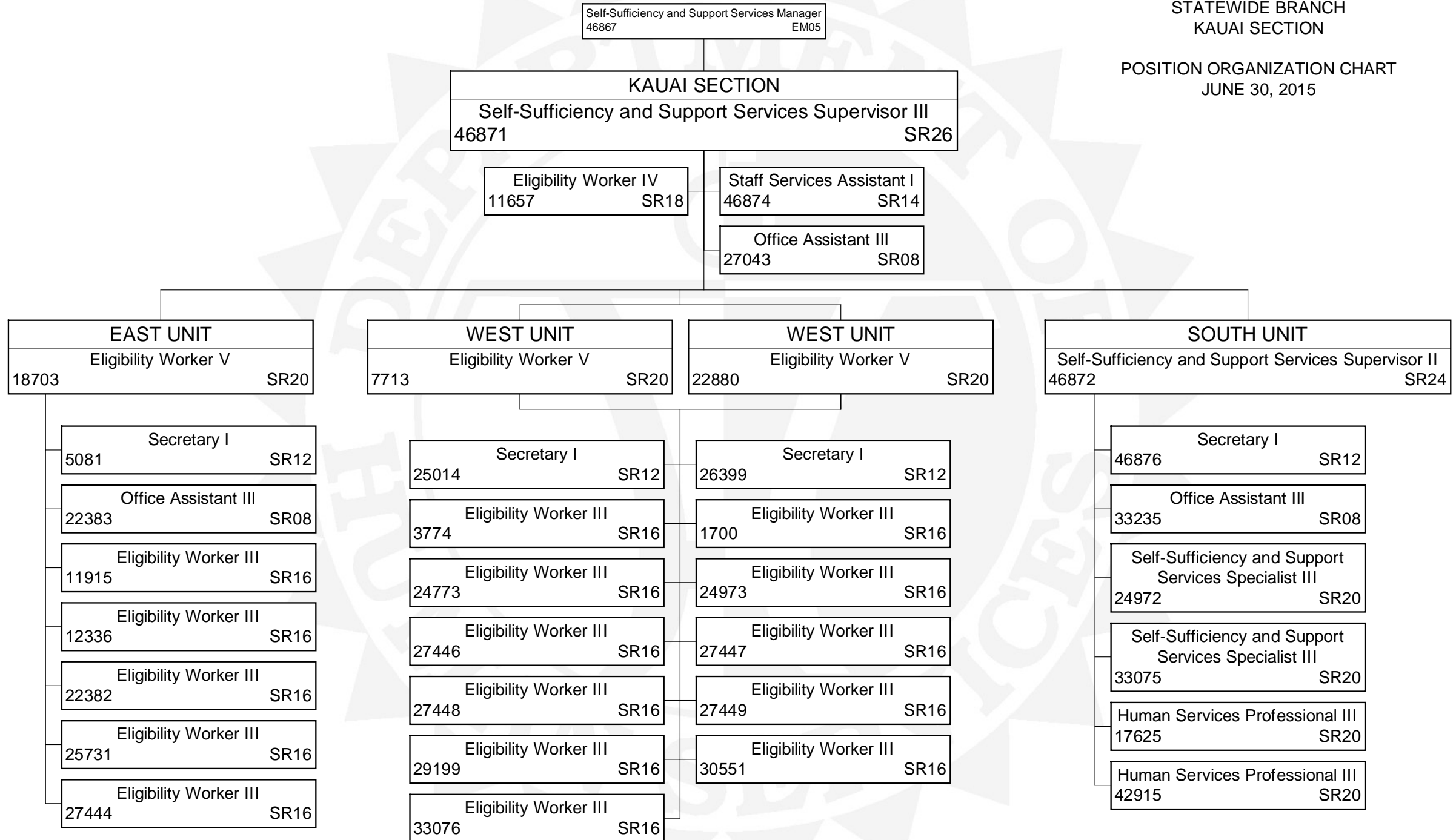
STATE OF HAWAII
DEPARTMENT OF HUMAN SERVICES
BENEFIT, EMPLOYMENT, AND SUPPORT SERVICES DIVISION
STATEWIDE BRANCH
WEST HAWAII SECTION

POSITION ORGANIZATION CHART
JUNE 30, 2015



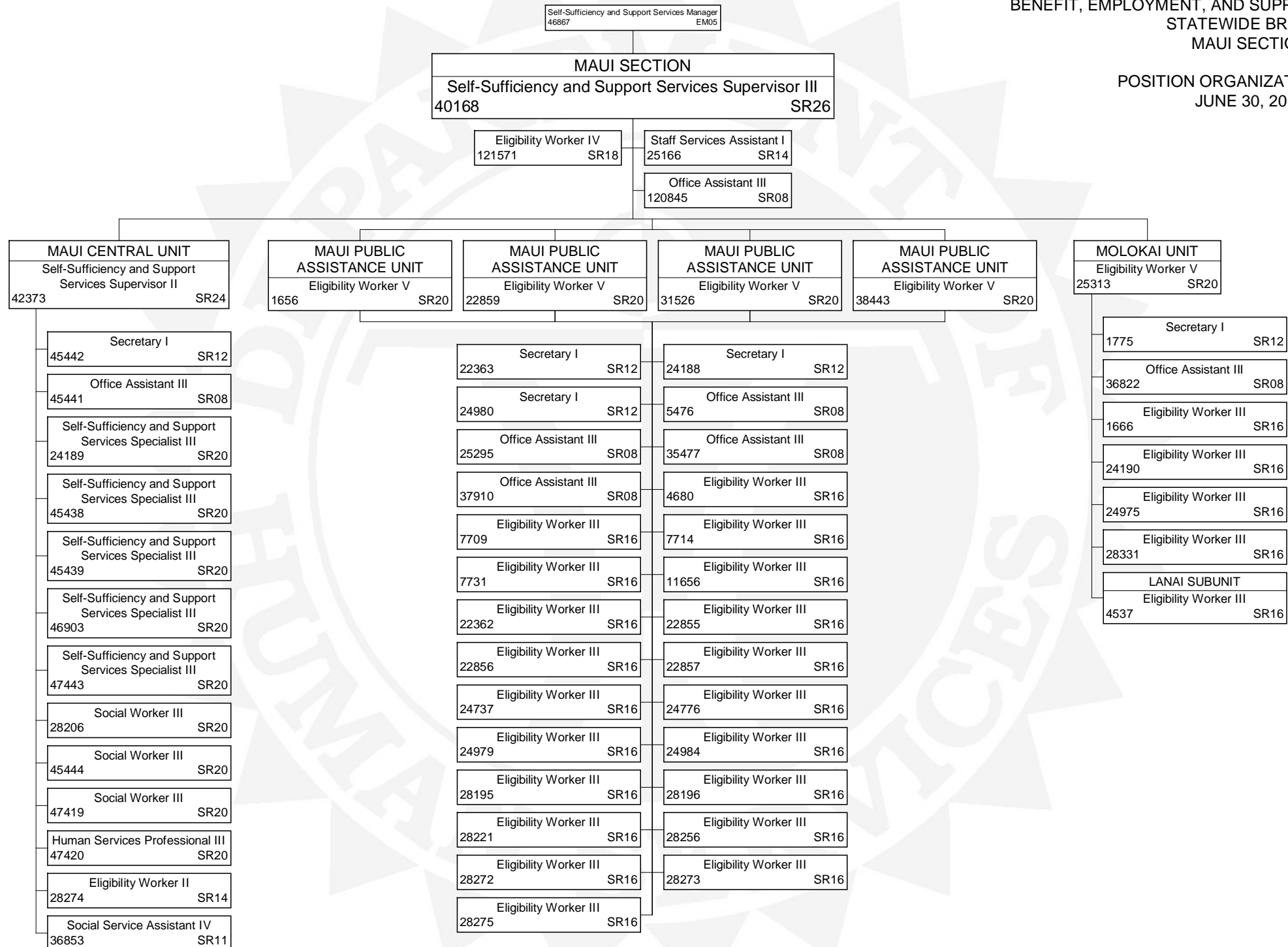
STATE OF HAWAII
DEPARTMENT OF HUMAN SERVICES
BENEFIT, EMPLOYMENT, AND SUPPORT SERVICES DIVISION
STATEWIDE BRANCH
KAUAI SECTION

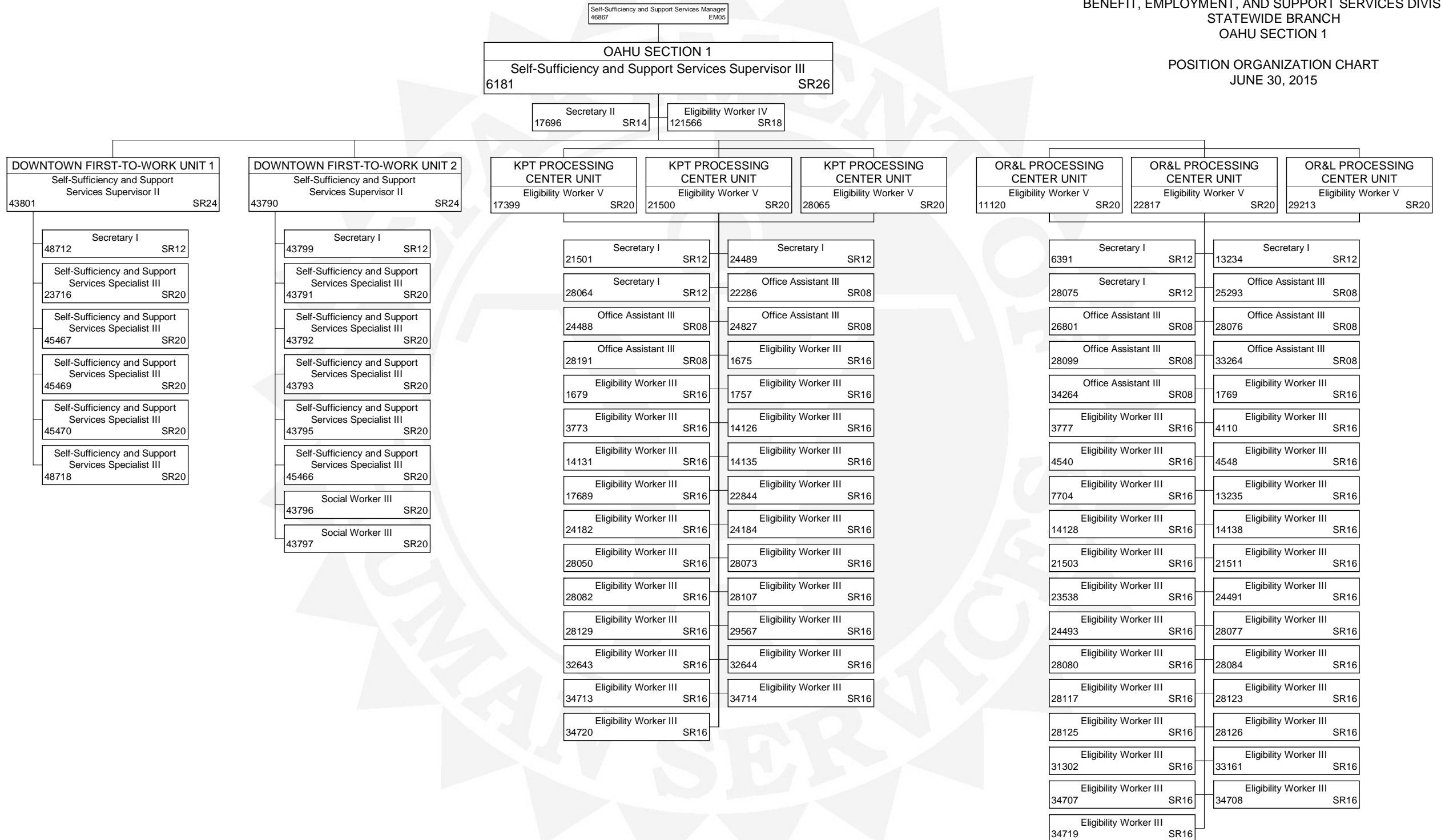
POSITION ORGANIZATION CHART
JUNE 30, 2015



STATE OF HAWAII
 DEPARTMENT OF HUMAN SERVICES
 BENEFIT, EMPLOYMENT, AND SUPPORT SERVICES DIVISION
 STATEWIDE BRANCH
 MAUI SECTION

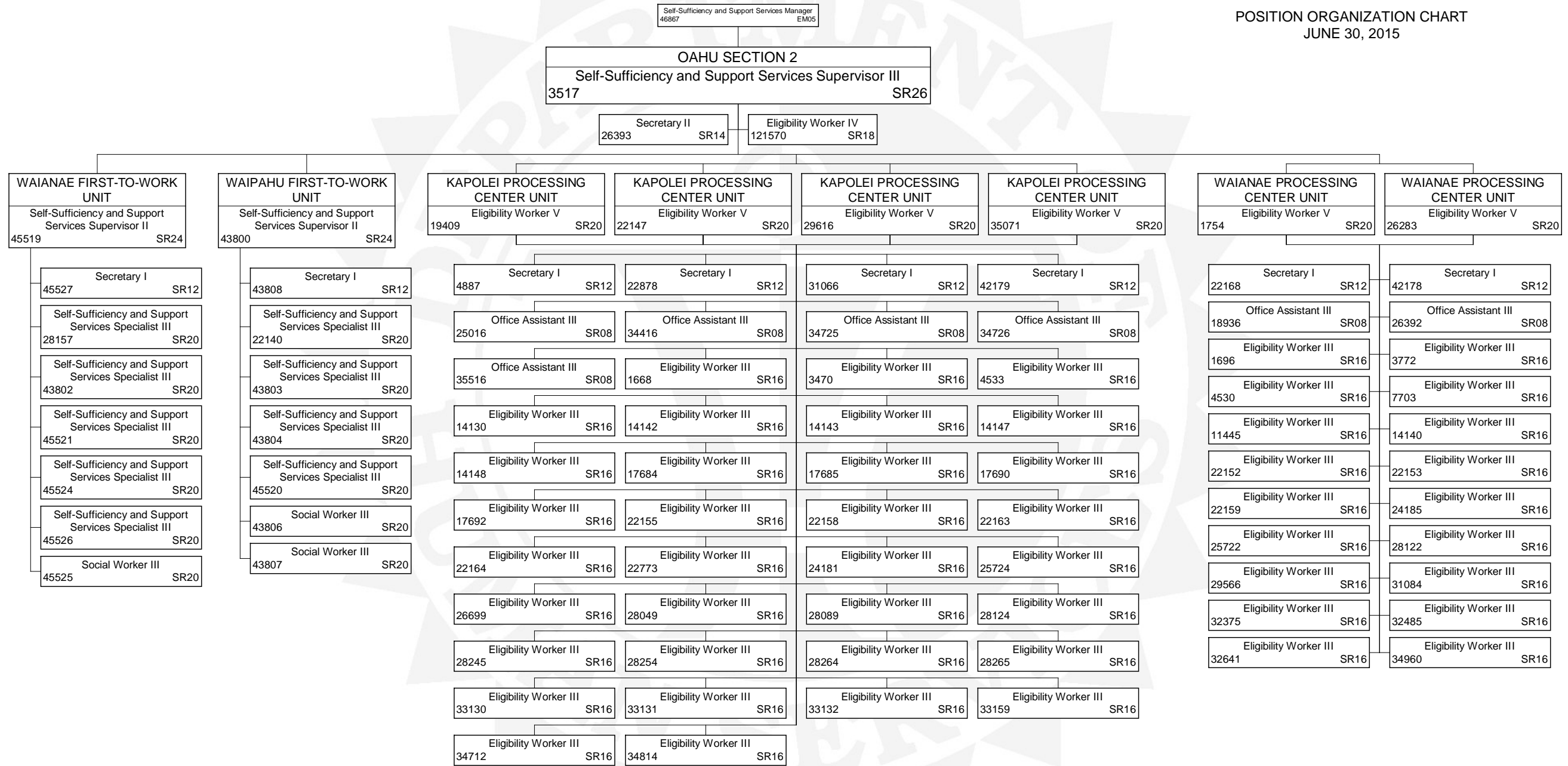
POSITION ORGANIZATION CHART
 JUNE 30, 2015






STATE OF HAWAII
DEPARTMENT OF HUMAN SERVICES
BENEFIT, EMPLOYMENT, AND SUPPORT SERVICES DIVISION
STATEWIDE BRANCH
OAHU SECTION 2

POSITION ORGANIZATION CHART
JUNE 30, 2015




STATE OF HAWAII
 DEPARTMENT OF HUMAN SERVICES
 BENEFIT, EMPLOYMENT, AND SUPPORT SERVICES DIVISION
 STATEWIDE BRANCH
 OAHU SECTION 3

POSITION ORGANIZATION CHART
 JUNE 30, 2015



STATE OF HAWAII
 DEPARTMENT OF HUMAN SERVICES
 BENEFIT, EMPLOYMENT, AND SUPPORT SERVICES DIVISION
 STATEWIDE BRANCH
 OAHU SECTION 4

POSITION ORGANIZATION CHART
 JUNE 30, 2015



MED-QUEST DIVISION

Under the direction of the Department Director, the Division Administrator provides overall management and development of the plans, policies, regulations, and procedures of the Department's continuum of quality health care and health insurance programs including preventive services, acute care services, primary care services and long-term care services. The Division Administrator is responsible for implementing and developing procedures to implement policy established and approved by the Department Director and providing public information, staff/clerical assistance and support services.

The Division Administrator develops and maintains working relationships with health plans, providers, Federal and State authorities, community agencies, client advocacy groups and other stakeholders.

The Division Administrator is responsible for organizing, directing, coordinating, evaluating, and maintaining an organization that will ensure accomplishment of the objectives of the Division and the Department. Other precedent authorizations include Title XIX of the Social Security Act, the State Children's Health Insurance Program (SCHIP) authorized by Title XXI of the Social Security Act, and other programs authorized and funded by the State Legislature.

CLINICAL STANDARDS OFFICE

Under the direction of the Division Administrator, the Clinical Standards Office establishes statewide clinical standards of care to support the implementation of the Department's continuum of quality health care and health insurance programs including preventive services, acute care services, primary care services and long-term care services. The Clinical Standards Office establishes Medical Standards and Protocols for all MQD programs and serves as a liaison to the Managed Care Organizations' (MCOs) Medical Directors. The Clinical Standards Office is responsible for reviewing and coordinating the work of the External Quality Review Organizations (EQRO) and Program Improvement Plans (PIPs) covering the MCO's activities. The Clinical Standards Office participates in Administrative Review Hearings and court proceedings; analyzes data, evaluates and makes recommendations to the Division Administrator on imposing sanctions and/or paying incentives to MCOs; and manages and monitors the Aid to Disabled Review Committee (ADRC) process. The Clinical Standards Office provides clerical support services.

FINANCE OFFICE

Under the direction of the Division Administrator, the Finance Office coordinates, manages and administers the Division's fiscal, procurement, financial integrity activities, payment error rate measurement (PERM) activities and budget activities for the Department's continuum of quality health care and health insurance programs including preventive services, acute care services, primary care services and long-term care services.

The Finance Office serves as the Division's principal staff resource on fiscal activities and serves as the Division's representative, liaison, and coordinator in fiscal and financial matters. The Finance Office develops, implements, and maintains standard accounting procedures in accordance with State and Federal accounting policies and procedures. The Finance Office provides clerical support services.

Contracts And Procurement Staff

The Contracts and Procurement Staff serves as the Division's principal staff resource, representative and liaison on procurement and contract development activities. The Contracts and Procurement Staff advises and provides technical assistance to Division personnel on procurement issues; coordinates the development of procurement requirements; and develops and maintains all procurement policies for the division in accordance with State, Federal and Departmental policies and requirements.

Financial Integrity Staff

The Financial Integrity Staff is responsible for reviewing records, claims data, eligibility files and other germane materials in accordance with State and Federal requirements in maintaining a robust fraud and abuse detection program covering potential/actual fraud and abuse by program populations and providers. The Financial Integrity Staff coordinates and monitors fraud and abuse activities with contracted Managed Care Organizations (MCO) and other contracted entities providing health care related services and cooperates and works with Division staff and the Medicaid Fraud and Abuse Control Unit, within the Department of the Attorney General. The activities performed by the staff include but are not limited to the Surveillance and Utilization Review Subsystem (SURS) program, following up on information or complaints from citizens, etc.

The Financial Integrity Staff develops and maintains the Third Party Liability (TPL) policies and guidelines and coordinates the TPL activities for the Department's continuum of quality health care and health insurance programs including preventive services, primary care, acute care services and long-term care services. This includes but is not limited to the coordination of benefits, cost avoidance, and recoupment and recoveries activities.

Financial Integrity Staff develops and maintains guidelines for the Property Lien Program and coordinates with the Department of the Attorney General in the collection process.

Financial Risk And Reimbursement Staff

The Financial Risk and Reimbursement Staff establishes the criteria and procedures to be used to evaluate the financial viability of MCOs and other entities submitting bids; participates in procurement and contract evaluation processes to include consulting with actuaries in developing capitation payments; defines procurement information submittal requirements; develops and maintains FFS and PPS rates; monitors the on-going financial performance of participating MCOs to include calculating incentive payments based on encounter and other relevant data. Staff also coordinates with the Eligibility Branch and monitors PERM contractors.

The Financial Risk and Reimbursement Staff coordinates with Division personnel in planning, developing and implementing internal and external cost containment measures and coordinates with the fiscal agent, and Systems Office staff to ensure reimbursement policy is implemented consistent with the State Plan, the 1115 Waiver, and Hawaii Administrative Rules. The staff coordinates with other Divisions, Branches and Offices to meet Federal and State requirements.

Fiscal Staff

The Fiscal Staff serves as the Division's principal staff resource, representative, liaison, and coordinator on fiscal activities. Fiscal Staff develops, implements, and maintains standard accounting procedures in accordance with State and Federal accounting policies and procedures.

POLICY AND PROGRAM DEVELOPMENT OFFICE

Under the direction of the Division Administrator, the Policy and Program Development Office is responsible for providing staff support and assistance to the Division in the development and maintenance of program policies as directed and decided by the Department Director and the Division Administrator and develops procedures related to the Department's continuum of quality health care and health insurance programs including preventive services, acute care services, primary care services and long-term care services including research, preparing state plan amendments, waiver development and renewal activities, administrative rule changes and policy directives. The Policy and Program Development Office coordinates the monitoring of Federal and State law changes related to health care programs and develops and implements programs authorized and funded by the Department or the State Legislature. The Policy and Program Development Office provides clerical support services.

Eligibility Staff

Under the direction of the Policy and Program Development Office Administrator, the Eligibility Policy Staff maintains and develops policies and procedures as directed and adopted by the Department Director and the Division Administrator related to eligibility requirements for the health care programs provided by the Division in accordance with State and Federal requirements. The Eligibility Policy Staff are responsible for providing technical assistance to Division personnel and other stakeholders on eligibility issues including but not limited to inquiries from the public, preparing legislative testimony, participating in public meetings, etc.

Program Staff

Under the direction of the Policy and Program Development Office Administrator, the Program Staff maintains and develops policies and procedures as directed and adopted by the Department Director and the Division Administrator related to scope and content of health care programming provided by the Department's continuum of quality health care and health insurance programs including preventive services, acute care services, primary care services and long-term care services in accordance with Federal and State statutes and regulations. Program staff provides technical assistance and prepares legislative testimony; responds to inquiries from stakeholders; and participates in presentations related to the Department's mission.

The Program Staff develops, coordinates and maintains Division forms; prepares and maintains the Medicaid State Plan; develops waivers and waiver renewals when authorized; coordinates the promulgation of new administrative rules and regulations when deemed appropriate; and works with Division personnel to coordinate with the Centers for Medicare and Medicaid Services (CMS) on compliance and development activities including Federal reporting requirements.

Research Staff

Under the direction of the Policy and Program Development Office Administrator, the Research Staff conducts statistical research and prepares reports to evaluate the effectiveness of the Division's health care programs; develops and recommends procedures, methods, and requirements to maintain or increase integrity of data and databases; and works and coordinates activities with the Systems Office.

SYSTEMS OFFICE

Under the direction of the Division Administrator, the Systems Office is responsible for managing and coordinating the Division's information systems activities related to the Department's continuum of quality health care and health insurance programs including preventive services, acute care services, primary care services and long-term care services.

Systems Office staff provides clerical support services.

Operations Staff

Under the direction of the Systems Office Administrator, the Operations Staff manages the local and wide area networks, communications equipment, hardware, and software used in the Division; coordinates computer operations; monitors production schedules; and is responsible for the Division's information systems help desk and technical issues related to data transmission.

Requirements And Monitoring Staff 1 And 2

Under the direction of the Systems Office Administrator, the Requirements and Monitoring Staff 1 and 2 serves as the Division's principal staff working on the design, development, implementation and operations of information systems supporting the Division;

The Requirements and Monitoring Staff 1 and 2 coordinate with the Finance Office and Federal agencies to obtain Federal funding for information technology projects.

The Requirements and Monitoring Staff 1 and 2 prepares and develops the Division's policy and procedure manuals regarding information systems; is responsible for planning, development and maintenance; establishes performance standards, user manuals and system related forms; operational guidelines for system enhancement or modifications; standard, management, and ad hoc reports.

Requirements And Monitoring Staff 1 And 2 (Cont'd)

The Requirements and Monitoring Staff 1 and 2 monitor the performance of all contractors working on the Division's information systems projects including monitoring Service Level Agreements.

Staff 1 will be responsible for eligibility, enrollment, and MCO subsystems; Staff 2 will be responsible for claims, encounter, provider, and reference subsystems.

TRAINING OFFICE

Under the direction of the Division Administrator, the Training Office develops and coordinates training activities and opportunities for the Division staff related to the Department's continuum of quality health care and health insurance programs including preventive services, acute care services, primary care services and long-term care services.

The Training Office provides clerical support services.

CUSTOMER SERVICES BRANCH

Under the direction of the Division Administrator, the Customer Services Branch is responsible for the enrollment, disenrollment and registering of eligible populations into the Department's health care delivery programs. The Customer Services Branch operates an Enrollment Service Section to provide detailed, confidential information on enrollment and eligibility to all authorized parties, which includes the client, provider, health care facility, other Med-Quest Division offices and the Department's Complaints Liaison. The Customer Services Branch provides general information for responses to telephone calls, email and faxes for frequently asked questions related to special or seasonal Med-Quest Division activities.

The Customer Services Branch has primary responsibility for the transmission and maintenance of data in the Hawaii Prepaid Medicaid Management Information Systems (HPMMIS). The Customer Services Branch performs daily reconciliation of client eligibility to enrollment, identifies error patterns, and recommends resolution. The Customer Services Branch monitors and initiates corrections of eligibility/enrollment errors detected in HPMMIS data; reviews and processes all necessary data into HPMMIS, Hawaii Automated Welfare Information (HAWI) Systems and TSO to complete the Medicare Buy-In for enabling qualified Medicaid recipients to buy into Federal Medicare Program Part A, Part B and Part D.

The Customer Services Branch provides outreach and education services to engage the community and covered populations. The Customer Service Branch is responsible for choice counselor functions, ombudsman functions, and outreach and education activities to support the health insurance programs operated by the Division. The Customer Services Branch coordinates and monitors activities through contracts and agreements providing choice counselor and ombudsman functions. The Customer Services Branch provides clerical support services.

Enrollment Services Section

Under the direction of the Customer Service Branch Administrator, the Enrollment Services Section (ESS) establishes enrollments, disenrollments and registrations into qualified health care plans and dental service for qualified recipients after verifying recipient's identity and eligibility and instructing them on enrollment policies and practices. The ESS provides response to enrollees, health care providers and other agencies to frequently asked questions of a general nature related to MQD activities.

Membership File Integrity Section

Under the direction of the Customer Services Branch Administrator, the Membership File Integrity Section (MFIS) is responsible for maintaining the HPMMIS data, conducting the reconciliation of client eligibility to enrollment, and identifying error patterns for resolution. Also, the MFIS monitors and initiates corrections of eligibility/enrollment errors detected in HPMMIS data.

The MFIS recommends and implements new processes for major HAWI/HPMMIS system issues, eligibility/enrollment code changes, and rejection reports and initiates and completes the Medicare Buy-In process.

The MFIS ensures client data and claims information, including Medicare Buy-In Program information remains accurate.

Membership File Integrity Section (Cont'd)

The MFIS acts as a reference (interprets data) to other DHS agencies (CSO, EB, SO, HCSB, SSD, BESSD, PPDO, FO), as well as outside agencies (MCOs, providers, and CMS).

Outreach And Education Section

Under the direction of the Customer Services Branch Administrator, the Outreach and Education Section is responsible for outreach activities to engage community and covered populations to apply for healthcare coverage and to select MCOs. This Section provides education through material dissemination, makes presentations, and sponsors events to increase the populations' knowledge of healthcare choices and opportunities provided by the Division's health care programs.

This section will coordinate and monitor both enrollment counselor and ombudsman function contracts for the aged, blind or disabled population in accordance with the State and Federal requirements.

ELIGIBILITY BRANCH

Under the direction of the Division Administrator, the Eligibility Branch is responsible for the statewide eligibility determination process related to the Department's continuum of quality health care and health insurance programs including preventive services, acute care services, primary care services and long-term care services. The Eligibility Branch provides clerical support services.

East Hawaii, West Hawaii, Kauai, Maui Sections, Molokai Unit

Under the direction of the Eligibility Branch Administrator, these sections are responsible for eligibility determination related to the Department's continuum of quality health care and health insurance programs including preventive services, acute care services and long term care services in their respective geographic areas.

Oahu Section

Under the direction of the Eligibility Branch Administrator, the Oahu Section is responsible for eligibility determination related to the Department's continuum of quality health care and health insurance programs including preventive services, acute care services and long-term care services.

Oahu Closed Files logs, stores, retrieves and maintains closed file records; and prepares older records for destruction.

Kapolei MQD Unit

The Kapolei MQD Unit receives and processes initial applications for eligibility, interviews applicants, maintains and updates medical approved cases, determines continued eligibility by completing annual eligibility review forms, resolves member problems related to medical assistance, processes fair hearing reports and participates in the hearing, processes and determines eligibility for new members and investigates and obtains facts regarding suspected fraud. Kapolei MQD Unit clerical support staff registers initial and eligibility review applications, processes incoming postal and courier mail, provides reception and telephone duties, completes necessary personnel forms for staff and types various correspondences for staff. This unit is the primary unit serving the aged, blind or disabled population.

Oahu Applications Units 1 And 2

Oahu Application Units 1 and 2 receives and processes initial eligibility applications, interviews applicants, obtains eligibility information, assists in the completion of required forms and determines medical eligibility. Also, Oahu Application Units 1 and 2 clerical support staff registers applications received, schedules appointments, processes incoming postal and courier mail, provides reception and telephone duties and completes necessary personnel forms for staff.

Oahu Ongoing Units 1, 2, And 3

Oahu Ongoing Units 1, 2, and 3 maintains and updates medical approved cases, determines continued eligibility by completing annual eligibility review forms, resolves member problems related to medical assistance, processes fair hearing reports and participates in the hearing, processes and determines eligibility for new members and investigates and obtains facts regarding suspected fraud.

Oahu Ongoing Units 1, 2, and 3 clerical support staff registers eligibility review applications and applications requesting the addition of a new member, processes incoming postal and courier mail, provides reception and telephone duties, completes necessary personnel forms for staff and types various correspondence for staff.

HEALTH CARE SERVICES BRANCH

Under the direction of the Division Administrator, the Health Care Services Branch administers and manages contracted MCOs and other contracts to deliver quality health care services. The Health Care Services Branch monitors and manages quality and compliance with applicable contracts, rules, regulations and laws impacting MCO contracts and other contracts supporting the QUEST and QExA programs. The Health Care Services Branch maintains an active role in managing member and provider relations including the fee-for-service delivery system, grievances/complaints and other germane functions in a quality health care delivery system. The Health Care Services Branch provides clerical support services.

Contract Monitoring And Compliance Section

Under the direction of the Health Care Services Branch Administrator; the Contract Monitoring and Compliance Section executes, administers, and manages all contracts and agreements related to and supporting health care delivery services. The Contract Monitoring and Compliance Section staff shall be responsible for monitoring and managing all contracts and agreements in accordance with contract/agreement terms and conditions, and applicable Federal and State laws and regulations. This includes any activities to support procurement activities including, but not limited to Request for Proposals (RFP) development, development of evaluation criteria for selection of RFP bidders, evaluation of proposals, negotiations, etc. The Contract Monitoring and Compliance Section is the primary liaison to MCO and other contractors delivering health care services for State funded and Titles XIX and XXI populations.

The Contract Monitoring and Compliance Section shall be primarily responsible for monitoring and overseeing the Department's External Quality Review Organization (EQRO). This includes but is not limited to assuring the development of annual work plans and oversight of the EQRO compliance review activities, performance improvement projects (PIP), Healthcare Effectiveness Data and Information Set (HEDIS) audits, and the Consumer Assessment of Healthcare Providers and Systems (CAHPS) and provider surveys.

Data Analysis and Provider Network Section

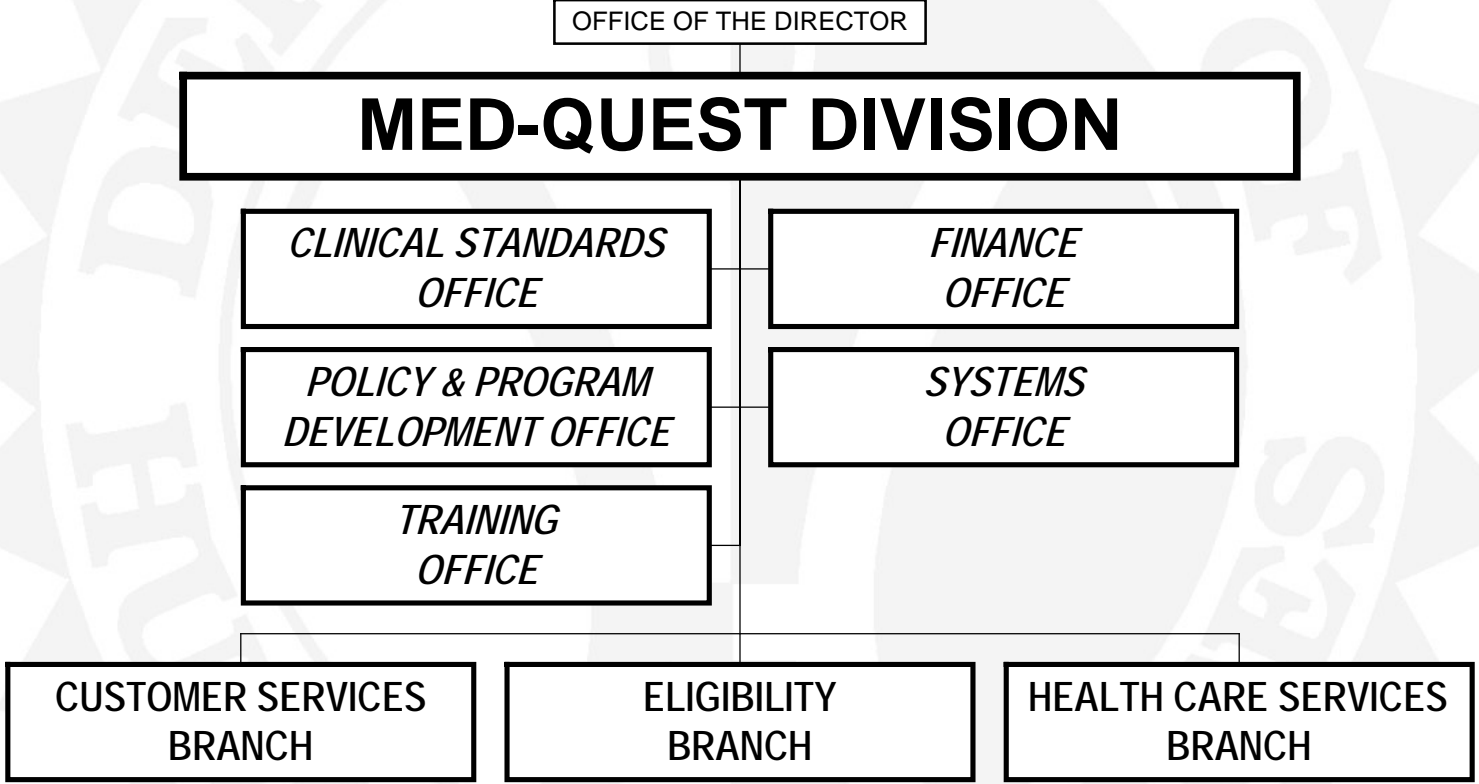
Under the direction of the Health Care Services Branch Administrator, the Data Analysis and Provider Network Section provides and performs data analysis to support managed care contracts, fee-for-service and other contracts and agreements and is responsible for monitoring and managing contract/agreements provisions impacting Medicaid populations and providers in accordance with Federal and State requirements. The Data Analysis and Provider Network Section shall be responsible for maintaining the fee-for-service provider network to assure compliance with all Federal and State requirements.

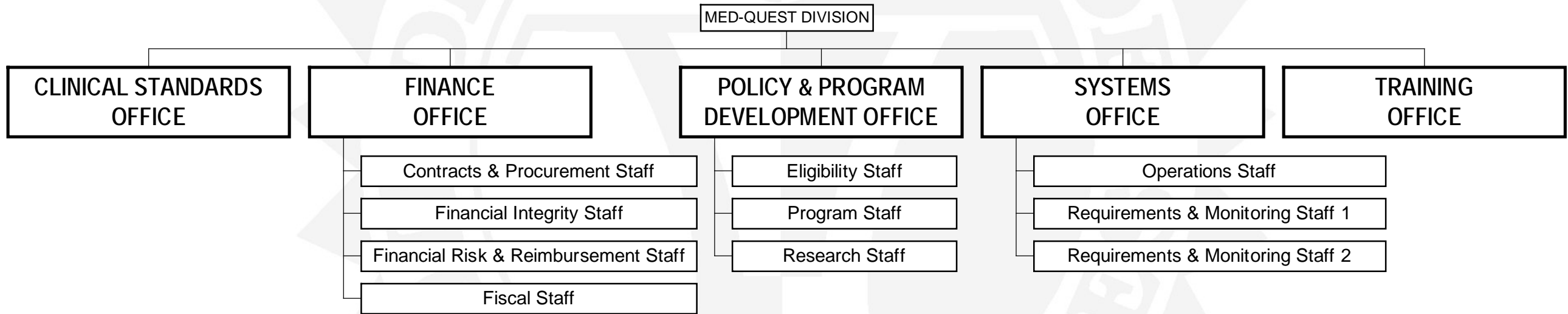
The Data Analysis and Provider Network Section shall be responsible for evaluating and analyzing health care contractor's data to assure contractors are meeting contractual requirements; compiling both State and Federal reports to include but not limited to CMS 416, State Children Health Insurance Program (SCHIP) Statistical Enrollment Data System (SEDS), and enrollment statistics; participates in procurement and contract evaluation processes; and defines procurement information submittal requirements. In addition, the Data Analysis and Provider Network Section shall be responsible for working with the EQRO on the HEDIS and the CAHPS results.

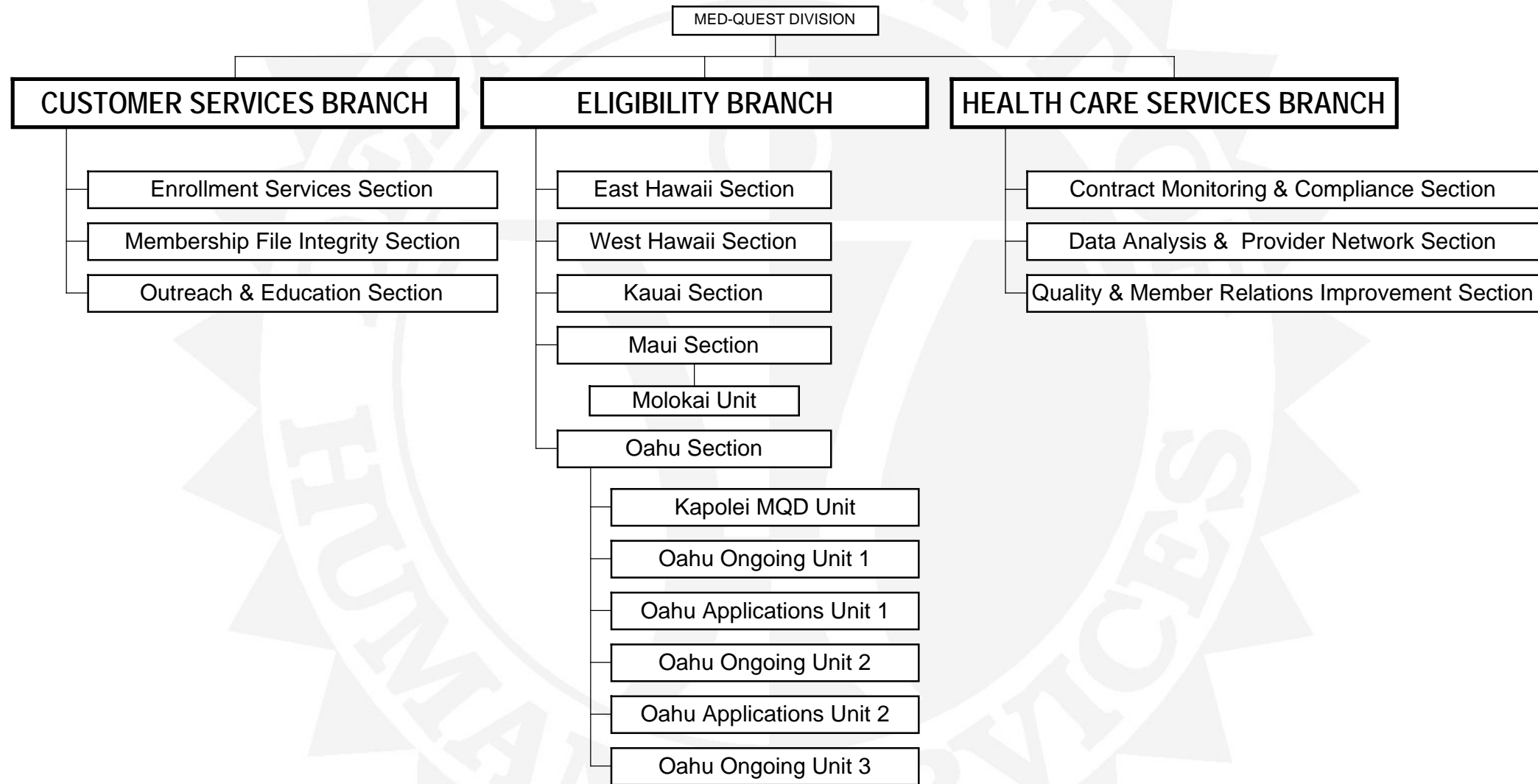
Quality And Member Relations Improvement Section

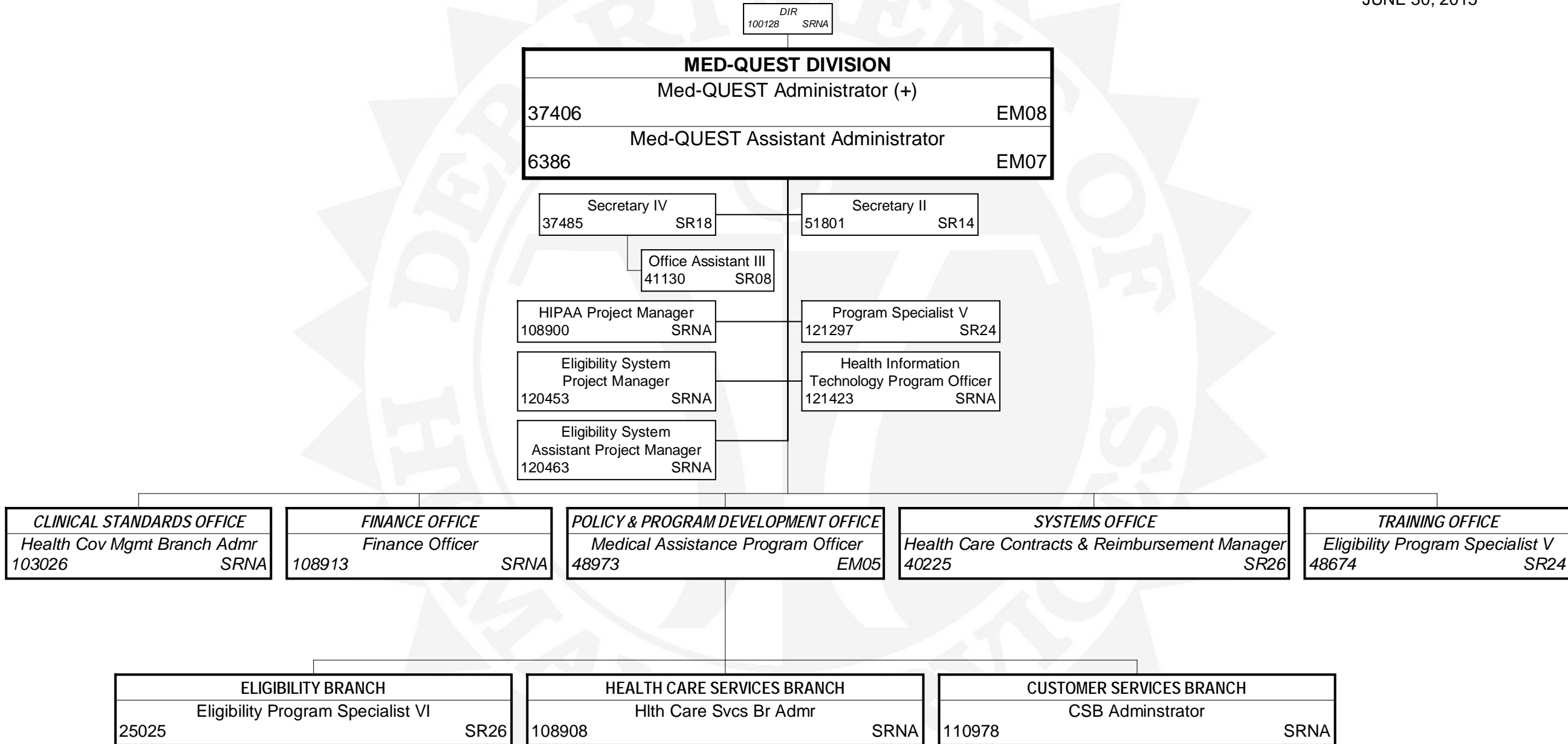
Under the direction of the Health Care Services Branch Administrator, the Quality and Member Relations Improvement Section shall be responsible for performing complex clinical evaluations and performing analysis of utilization data to promote contract accountability and compliance; quality assurance and continuous quality improvement activities supporting covered populations under the managed and non-managed care healthcare environments in accordance with Federal and State laws governing the delivery of health care services to covered populations. The Quality and Member Relations Improvement Section staff conducts and monitors quality assurance strategies and continuous program improvement activities in accordance with Federal and State requirements to maintain and improve the health status and quality of life of its Title XIX, and Title XXI Medicaid populations. The Quality and Member Relations Improvement Section manages and performs activities to ensure Medicaid populations' access to services, processes member complaints/grievances, supports the Administrative Hearing process, monitors MCO's call center activities and other areas impacting Medicaid populations in accordance with Federal and State requirements.

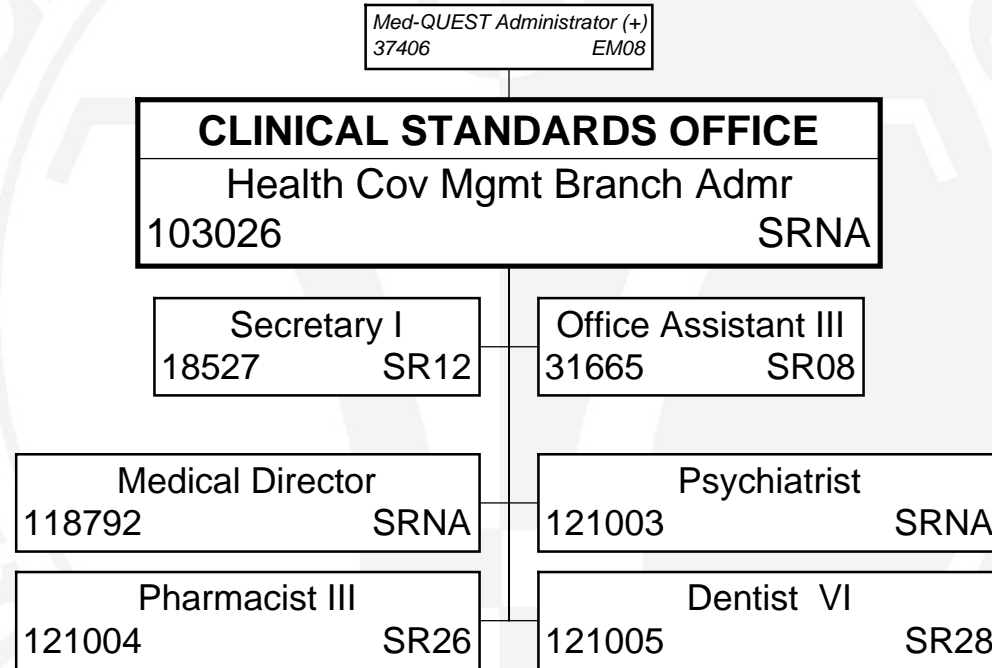












Med-QUEST Administrator (+)
 37406 EM08

FINANCE OFFICE
 Finance Officer
 108913 SRNA

Secretary I
 51852 SR12

Office Assistant III
 48686 SR08

CONTRACTS & PROCUREMENT STAFF

FINANCIAL INTEGRITY STAFF
 Health Care Financing (Third Party Liability) Program Specialist
 37164 SR24

FINANCIAL RISK & REIMBURSEMENT STAFF
 Procurement and Supply Specialist III
 121285 SR20

FISCAL STAFF
 Accountant IV
 103048 SR22

Office Assistant III
 102202 SR08

Registered Nurse V
 26330 SR24

Registered Nurse V
 39278 SR24

Investigator IV
 33135 SR22

Program Budget Analyst IV
 94574K SR22

Health Care Financing (Third Party Liability) Assistant
 40578 SR15

Health Care Financing (Third Party Liability) Assistant
 40579 SR15

Pre-Audit Clerk I
 100463 SR11

Accountant III
 100457 SR20

Accountant III
 112677 SR20

Account Clerk II
 48685 SR08

Med-QUEST Administrator (+)
 37406 EM08

POLICY & PROGRAM DEVELOPMENT OFFICE
 Medical Assistance Program Officer
 48973 EM05

Secretary I
 40967 SR12

Office Assistant III
 35690 SR08

ELIGIBILITY STAFF

PROGRAM STAFF
 Program Specialist VI
 101589 SR26

RESEARCH STAFF
 Research Officer
 103031 SRNA

Eligibility Program Specialist V
 30154 SR24

Eligibility Program Specialist V
 41304 SR24

Eligibility Program Specialist IV
 36711 SR22

Eligibility Program Specialist IV
 41303 SR22

Human Services Professional V
 100490 SR24

Program Specialist V
 36987 SR24

Program Specialist V
 44986 SR24

Program Specialist V
 120767 SR24

Health Care Program Specialist
 120766 SRNA

Med-QUEST Administrator (+)
 37406 EM08

SYSTEMS OFFICE
 Health Care Contracts & Reimbursement Manager
 40225 SR26

35846 Secretary I SR12

121603 Health Care Business Analyst SRNA

120466 Health Information Technology Analyst SRNA

121604 Health Care Business Analyst SRNA

OPERATIONS STAFF

REQUIREMENTS & MONITORING STAFF 1

REQUIREMENTS & MONITORING STAFF 2

Information Technology Specialist V
 120319 SR24

Eligibility Program Specialist IV
 51845 SR22

General Professional IV
 121294 SR22

Eligibility Program Specialist IV
 51846 SR22

General Professional IV
 121295 SR22

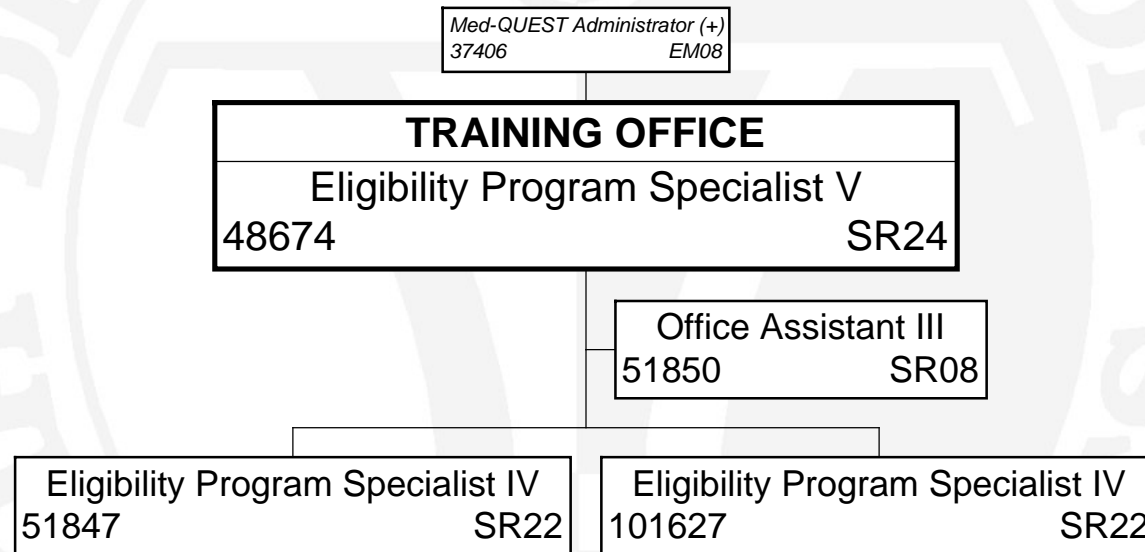
General Professional IV
 121291 SR22

Health Care Business Analyst
 120464 SRNA

General Professional IV
 121292 SR22

Health Care Business Analyst
 120465 SRNA

General Professional IV
 121296 SR22



Med-QUEST Administrator (+)
 37406 EM08

CUSTOMER SERVICES BRANCH
 CSB Administrator
 110978 SRNA

Secretary I
 111030 SR12

ENROLLMENT SERVICES SECTION
 Membership Services Supervisor (+)
 110979 SRNA

MEMBERSHIP FILE INTEGRITY SECTION
 MFIS Supervisor (+)
 110977 SRNA

OUTREACH & EDUCATION SECTION
 Contracts Specialist (Med-QUEST)
 40997 SR22

Office Assistant IV
 111376 SR10

Office Assistant III
 43368 SR08

Office Assistant III
 40951 SR08

Membership Representative
 119267 SRNA

Social Service Assistant IV
 26710 SR11

Office Assistant III
 45164 SR08

Office Assistant III
 51821 SR08

Membership Representative
 119268 SRNA

Membership Representative
 119269 SRNA

Office Assistant III
 119186 SR08

Office Assistant III
 119188 SR08

Membership Representative
 119270 SRNA

Membership Representative
 119271 SRNA

Office Assistant III
 119189 SR08

Office Assistant III
 120829 SR08

Membership Representative
 119273 SRNA

Office Assistant III
 121009 SR08

Office Assistant III
 121010 SR08

Office Assistant III
 121011 SR08

Office Assistant III
 121012 SR08

Office Assistant III
 121013 SR08

Office Assistant III
 121014 SR08

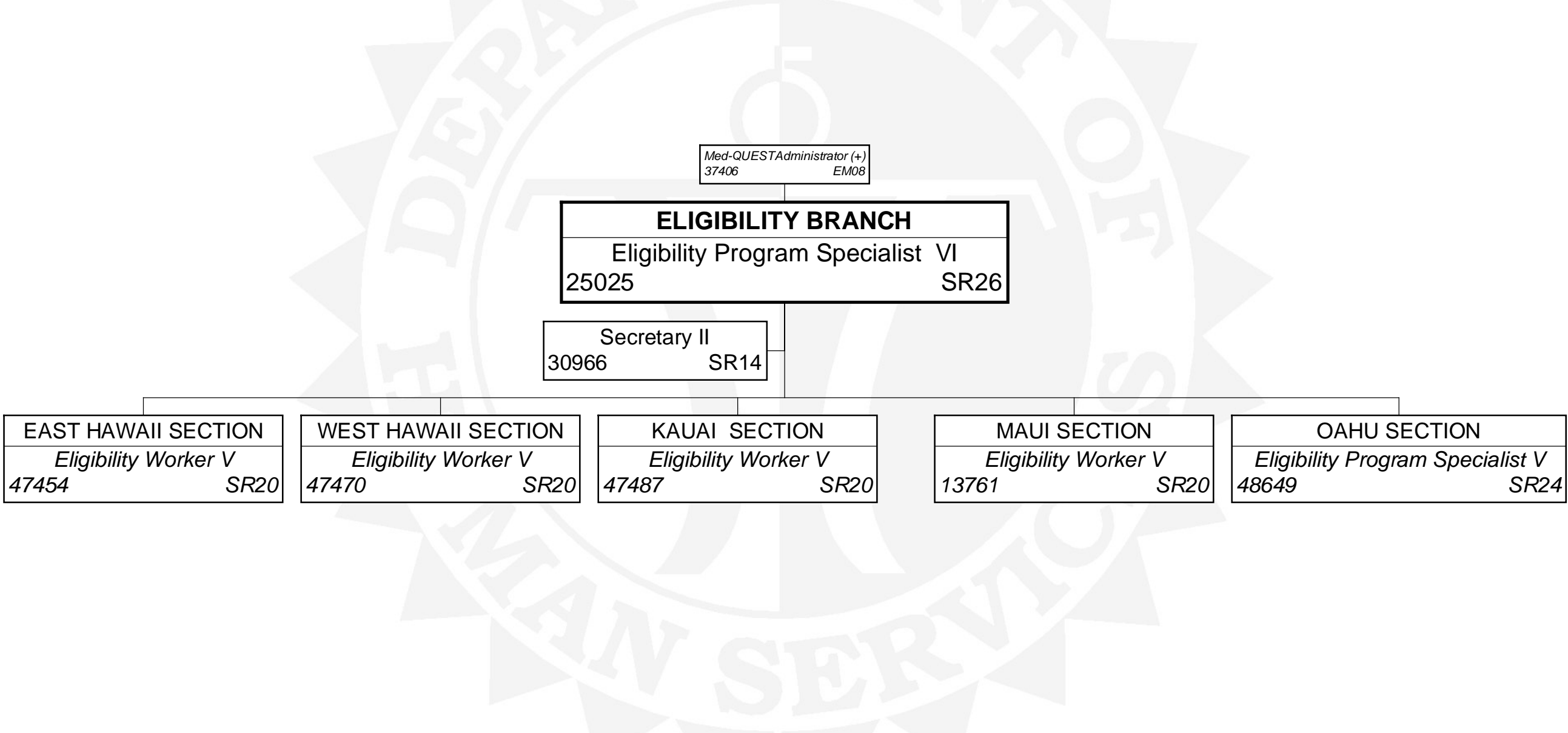
Office Assistant III
 121015 SR08

Office Assistant III
 121016 SR08

Office Assistant III
 121017 SR08

Office Assistant III
 121018 SR08

Enrollment Clerk
 119187 SR08



Med-QUEST Administrator (+)
37406 EM08

ELIGIBILITY BRANCH
Eligibility Program Specialist VI
25025 SR26

Secretary II
30966 SR14

EAST HAWAII SECTION
Eligibility Worker V
47454 SR20

WEST HAWAII SECTION
Eligibility Worker V
47470 SR20

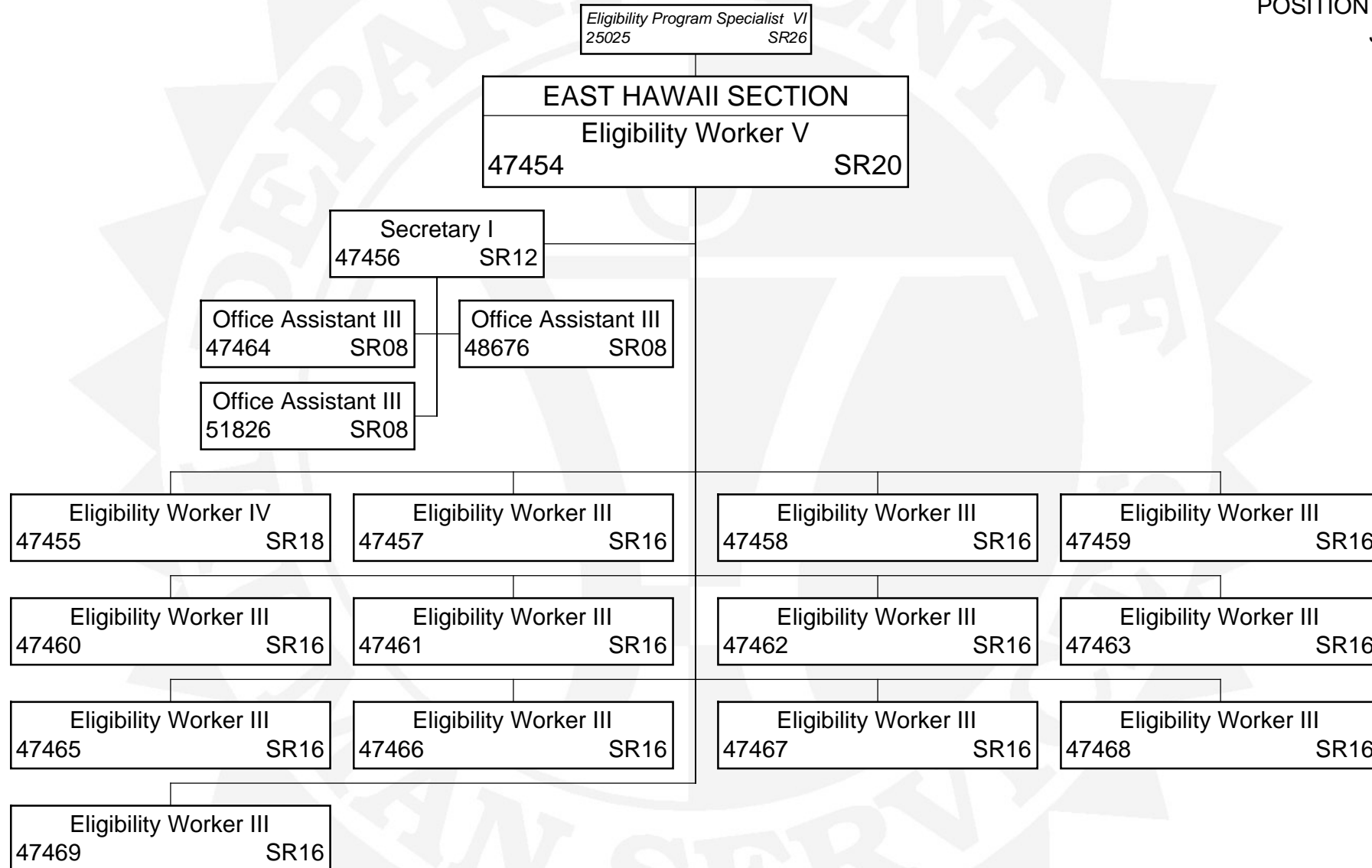
KAUAI SECTION
Eligibility Worker V
47487 SR20

MAUI SECTION
Eligibility Worker V
13761 SR20

OAHU SECTION
Eligibility Program Specialist V
48649 SR24

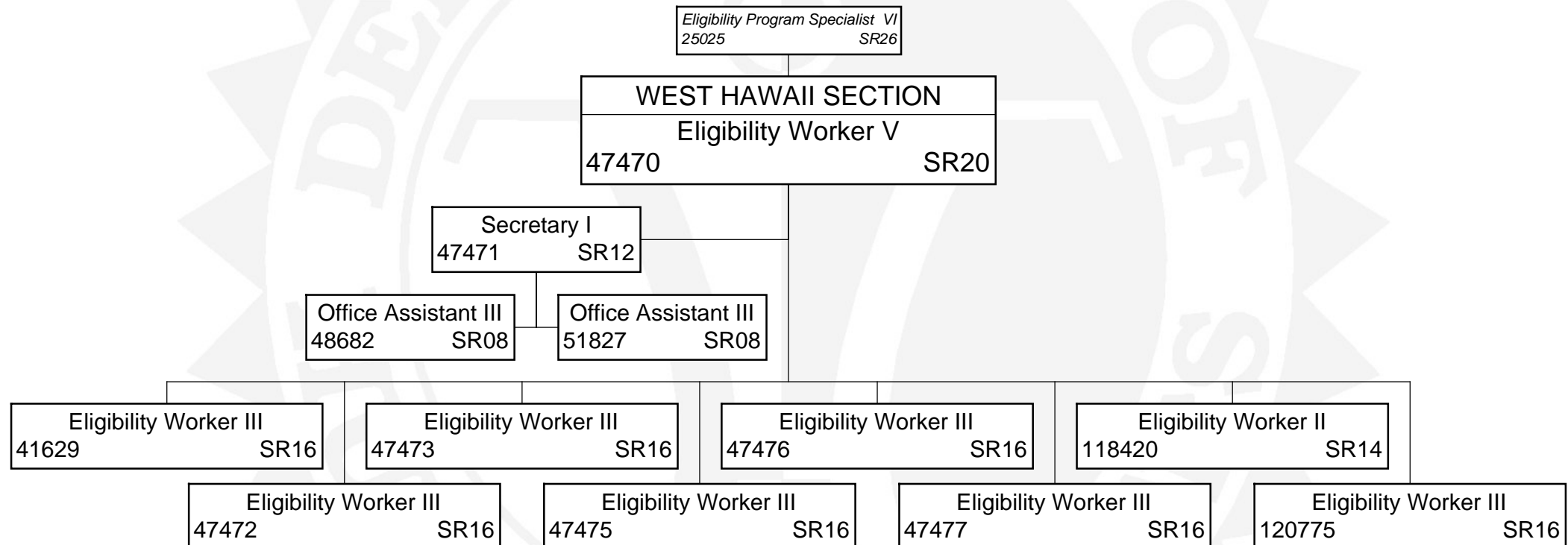
STATE OF HAWAII
DEPARTMENT OF HUMAN SERVICES
MED-QUEST DIVISION
ELIGIBILITY BRANCH
EAST HAWAII SECTION

POSITION ORGANIZATION CHART
JUNE 30, 2015



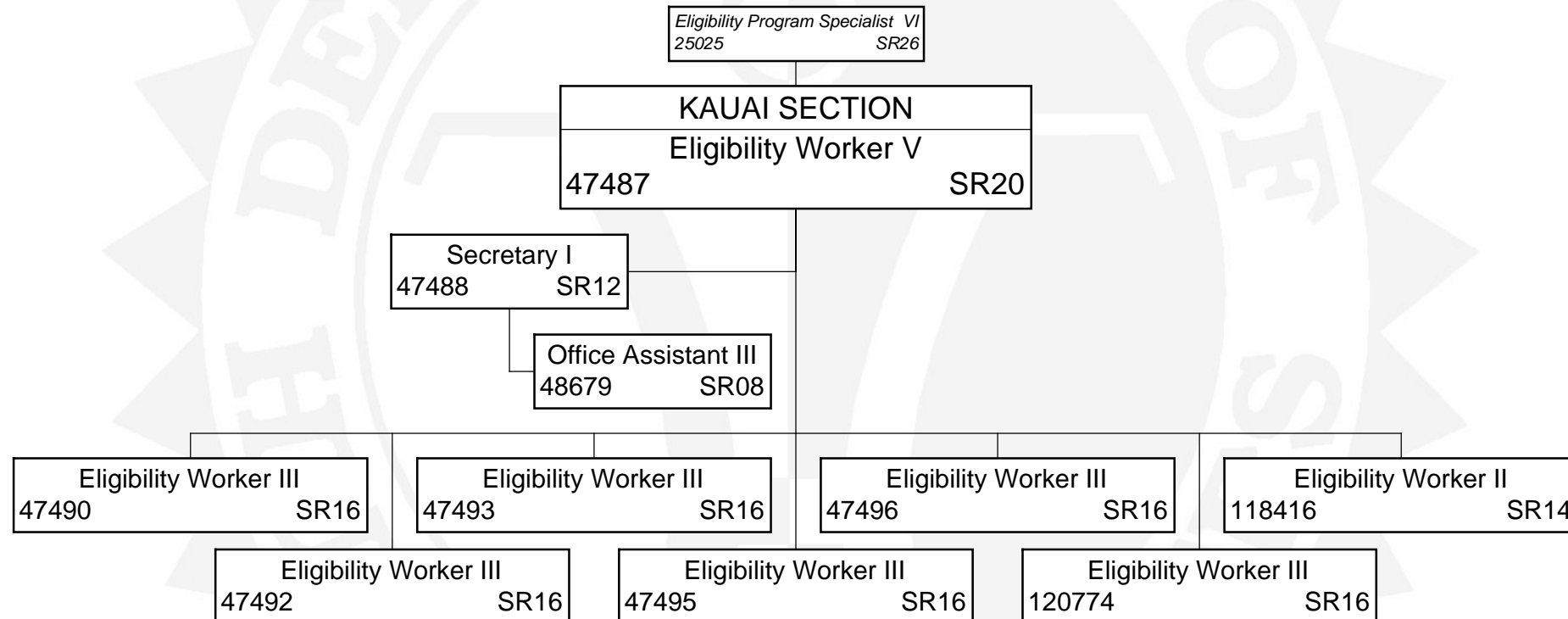
STATE OF HAWAII
DEPARTMENT OF HUMAN SERVICES
MED-QUEST DIVISION
ELIGIBILITY BRANCH
WEST HAWAII SECTION

POSITION ORGANIZATION CHART
JUNE 30, 2015



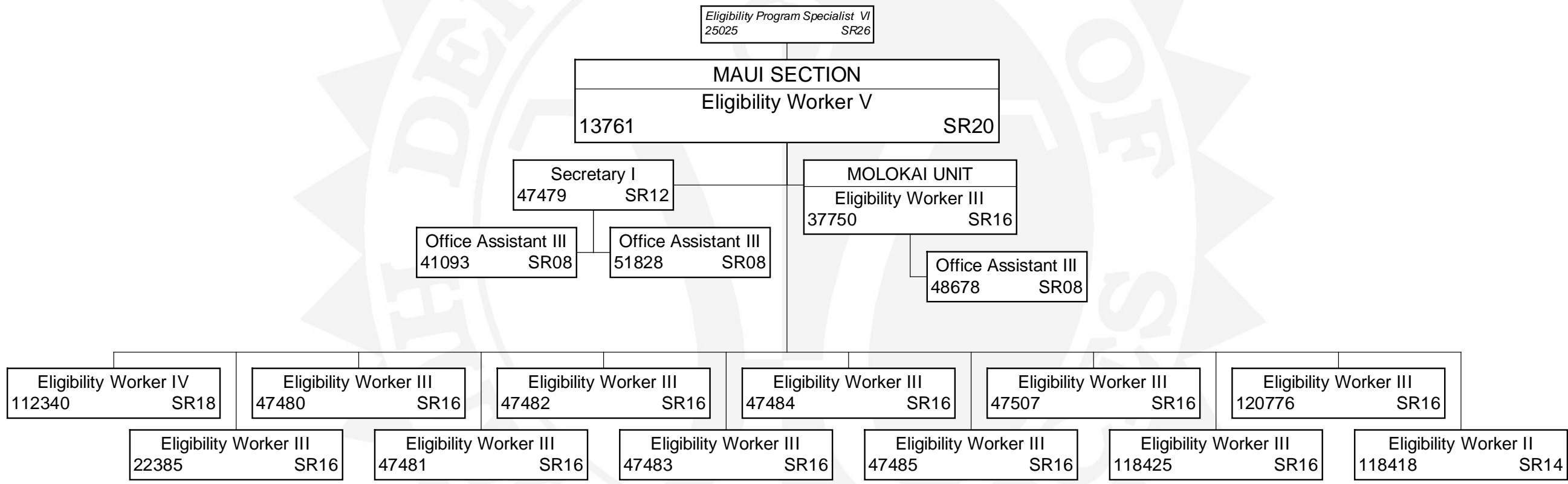
STATE OF HAWAII
DEPARTMENT OF HUMAN SERVICES
MED-QUEST DIVISION
ELIGIBILITY BRANCH
KAUAI SECTION

POSITION ORGANIZATION CHART
JUNE 30, 2015



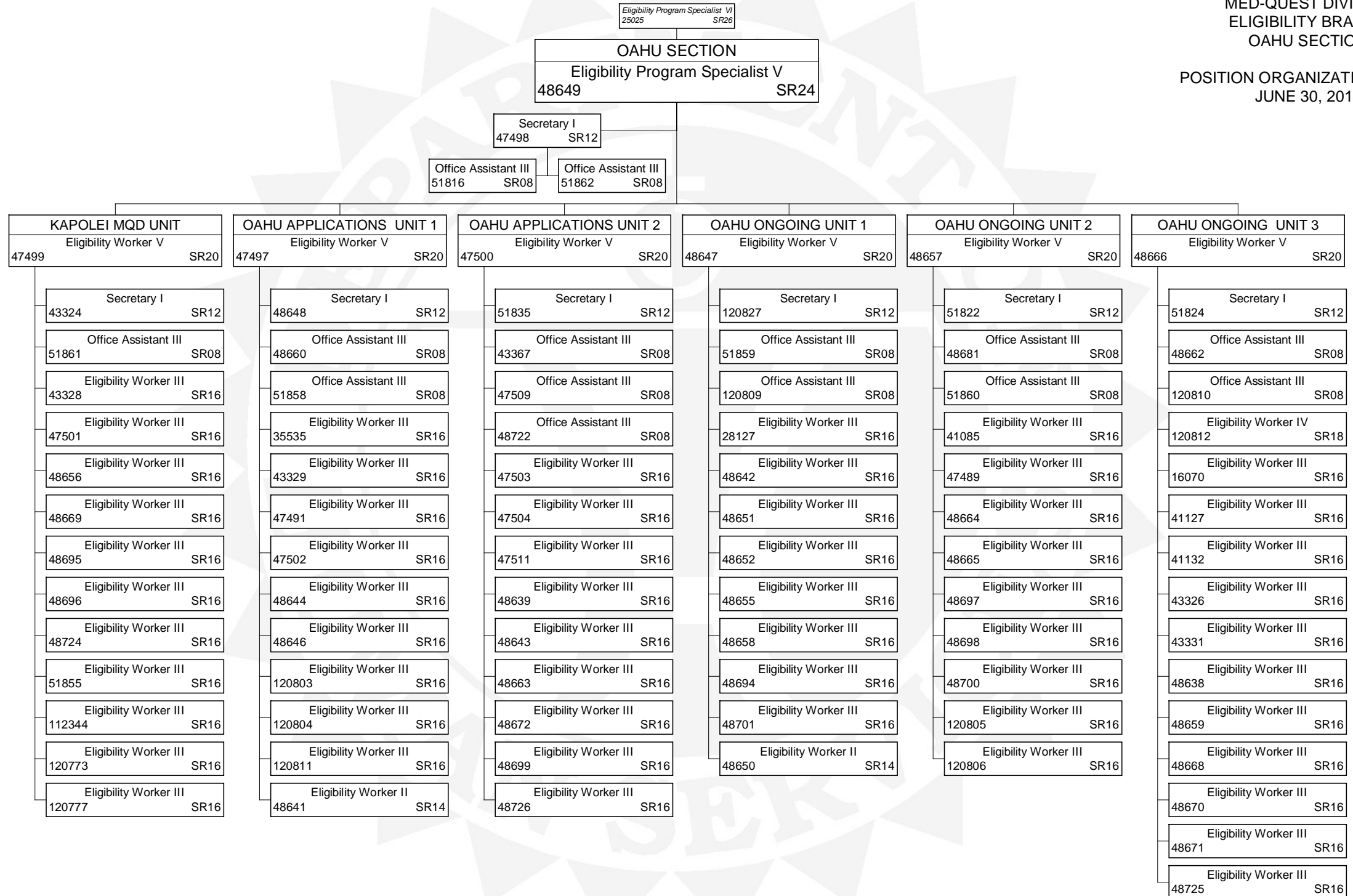
STATE OF HAWAII
DEPARTMENT OF HUMAN SERVICES
MED-QUEST DIVISION
ELIGIBILITY BRANCH
MAUI SECTION

POSITION ORGANIZATION CHART
JUNE 30, 2015



STATE OF HAWAII
DEPARTMENT OF HUMAN SERVICES
MED-QUEST DIVISION
ELIGIBILITY BRANCH
OAHU SECTION

POSITION ORGANIZATION CHART
JUNE 30, 2015



Med-QUEST Administrator (+)
37406 EMO8

HEALTH CARE SERVICES BRANCH
Health Care Services Branch Administrator
108908 SRNA

Secretary II
22690 SR14

Supervising Contracts Specialist (Med-QUEST)
110037 SR24

CONTRACT MONITORING & COMPLIANCE SECTION
Contract Monitoring and Compliance Section Administrator
111047 SRNA

DATA ANALYSIS & PROVIDER NETWORK SECTION
Supervising Contracts Specialist (Med-QUEST)
100508 SR24

QUALITY & MEMBER RELATIONS IMPROVEMENT SECTION
Registered Nurse VI
100483 SR26

Office Assistant III
36560 SR08

Office Assistant III
100525 SR08

Office Assistant III
101597 SR08

Registered Nurse V (General
Duty)
34817 SR24

Registered Nurse V
44017 SR24

Registered Nurse V
51829 SR24

Social Worker V
100407 SR24

Social Worker IV
6389 SR22

Social Worker IV
32234 SR22

Contracts Specialist
(Med-QUEST)
8492 SR22

Contracts Specialist
(Med-QUEST)
36575 SR22

Health Care Contracts Specialist
111045 SRNA

Recreational Therapist IV
31514 SR22

Secretary I
101590 SR12

Office Assistant III
35312 SR08

Auditor IV
100491 SR22

Contracts Assistant I
26589 SR13

Pre Audit Clerk I
103047 SR11

Social Service Assistant IV
100458 SR11

Encounter Data Validation
Specialist
108927 SRNA

Provider Data Technician
111068 SRNA

Secretary I
103052 SR12

Office Assistant III
26715 SR08

Office Assistant III
100502 SR08

Registered Nurse V
100418 SR24

Registered Nurse IV
100454 SR22

Registered Nurse IV
100499 SR22

Registered Nurse IV
103049 SR22

Social Worker IV
4546 SR22

Social Worker IV
101596 SR22

Home and Family Access
Program Manager
100519 SRNA

SOCIAL SERVICES DIVISION

Under the general direction of the Director of Human Services, the Social Services Division provides social services to eligible families and individuals. Basic authority and responsibility for the administration of the Social Services Division shall be vested in the Division Administrator who provides administrative direction in the planning, development, and implementation of comprehensive statewide social service programs that include child welfare services directed at protecting children who are at-risk or have been abused and/or neglected and adult and community care services directed at protecting eligible adults; collaborating with public and private agencies and with community and recipient groups to develop comprehensive and strategic plans for the division, including plans for grants, civil defense and emergency preparedness, and the physical location of offices.

SUPPORT SERVICES OFFICE

Under the general direction of the Social Services Division Administrator, the Support Services Office performs a support function to the Social Services Division by providing planning, budget and fiscal coordination and monitoring, staff training, contracting, grants management and compliance monitoring, and maintenance of the information systems and in coordinating procedures for data storage and retrieval.

Administrative and Program Support Staff

Under the direction of the Support Services Administrator, the Administrative and Program Support Staff administers social service procurement contracts and grants; monitors compliance with requirements for programs funded by the federal and state government, monitors compliance by staff, contracted providers and other state agencies with federal funding requirements; and develops methods to ensure department eligibility for federal funds. The Administrative and Program Support Staff provides technical assistance to the Division in conducting program monitoring and evaluation, and in determining appropriate record keeping practices.

The Administrative and Program Support Staff solicits, negotiates, executes, administers, and monitors purchase of service contracts, grant in aid contracts, and other service contracts; and manages federal, state, and private grants awarded for the procurement of services.

Staff Development Staff

Under the direction of the Support Services Administrator, the Staff Development Staff plans, develops, conducts, contracts, and/or coordinates staff development and training programs for Social Service Division employees, in consonance with federal regulations, state statutes, Department of Human Resource Development regulations; and Department of Human Services' policies and procedures. The Staff Development Staff also coordinates and arranges practicum experiences in the division for students, provides specialized training for selected adjunctive service providers, and acts as the division liaison with community agencies and educational institutions in training plans and programs.

Systems Operations Staff

Under the direction of the Support Services Office Administrator, the Systems Operations Staff maintains the electronic data information system for all client records and payments, coordinates all security and user standards, and coordinates the purchase of all related equipment. The Systems Operations Staff receives, assesses, resolves any hardware and software problems in the division and shall be responsible for any security and compliance issue(s) with respect to the Health Information Portability and Accountability Act (HIPAA) and any related policy and procedures pertaining to security and compliance of the electronic data information system.

ADULT PROTECTIVE AND COMMUNITY SERVICES BRANCH

Under the general direction of the Social Services Division Administrator, the Adult Protective and Community Services Branch provides overall management for the development and implementation of the plans, policies, procedures and regulations of the Social Services Division. Services offered include case management, chore services, day care and foster care, adult protective services, foster grandparent volunteers, senior companion volunteers, and respite companion employment training. The Adult Protective and Community Services Branch shall maintain a central registry of reports of vulnerable adult abuse, neglect, and financial exploitation and provide the central registry clearances statewide. The authority and responsibility for the operations of the Adult Protective and Community Services Branch shall be vested in the Branch Administrator who plans, organizes, directs, coordinates, evaluates, and maintains an organization that will facilitate the accomplishment of the adult protective and community care service objectives.

1. Prescribes overall branch operational plans; provides direction in determining priorities and allocation of resources in accordance with the rules, regulations and policies of the Department and Division.
2. Provides direction in the development of criteria to maximize and ensure the efficient use of personnel, time, space, equipment, and other allocated resources.
3. Provides direction in planning for the branch and staff development and training.
4. Exercises fiscal control of funds allocated for branch operations.
5. Develops and effects changes or recommends changes in operational policies, procedures, work site, and organizational structure to correct deficiencies and improve branch efficiency in achieving departmental, division, and branch objectives.
6. Provides channels of coordination and communication within the branch and resolves major conflicts between and among the operating entities of the branch.
7. Develops and maintains agreements and working relationships with providers, federal and state authorities, and community agencies specific to the branch.
8. Maintains public relations by providing information, serving on community task forces, handling complaints, and developing inter-agency and intra-departmental procedures to enhance the Branch's service delivery.
9. Develops and maintains reports for management control within the branch; provides general support and information to the division in matters relating to branch operations.

Program Development Office

Under the general direction of the Adult Protective and Community Services Branch Administrator, the Program Development Office provides administrative direction in planning, developing, implementing, controlling, monitoring, and evaluating adult protective and community services authorized under federal and state statutes. The Program Development Office sets program priorities, goals, objectives, and recommends the type of reporting systems/mechanisms needed to measure their attainment to determine allocation of resources and provides program information for the development of budgets.

The Program Development Office conducts the analysis of policy options and recommends appropriate action to the Branch administrator; plans and designs new programs and services based on needs established through research on Hawaii's population, staff input, local and national reports, and other data as appropriate. The Office coordinates program planning and development with other DHS programs and with federal, state, county, and private agencies including ensuring compliance with federal funding and reporting requirements.

The Program Development Office initiates the development of needed legislation, directs the review and analysis of proposed legislation, coordinates the preparation of legislative testimonies and reports, participates in legislative committee hearings, tracks key legislation, meets with individual lawmakers and their staff, and otherwise furnishes information and advice regarding the Department's position on legislation pertinent to adult protective and community services.

Program Development Office (Cont'd)

The Program Development Office establishes and maintains standards, rules, and procedures needed to ensure the proper implementation of programs that provide services including the certification of programs such as the nurse aide training, the feeding assistant training, the community care foster family homes, the licensure of case management agencies and adult day care facilities, the Foster Grandparent Program, the Senior Companion Program, and the Respite Companion Program. This Office provides expertise and technical assistance to direct service staff and other service providers in collaboration with the Division's staff assigned for the purpose of staff development to ensure knowledge of and compliance with standards, rules, and procedures. The Program Development Office monitors and evaluates services and in conjunction with the purchase of service monitors of the division's support staff, evaluates contracted services.

The Program Development Office provides staff support to the branch administrator in responding to community complaints and courts suits; performs public relation duties to inform the public and mobilize support for the programs; represents the branch on advisory boards and other inter-agency groups in the community.

Foster Grandparent Program Office

Under the general direction of the Adult Protective and Community Services Branch Administrator, the Foster Grandparent Program Office provides opportunities statewide for low-income older people to serve as mentors and tutors for children and youth with special needs in accordance with federal funding requirements.

The Foster Grandparent Program Office recruits, trains, places, monitors, and evaluates foster grandparents statewide. The Foster Grandparent Program Office also requests, negotiates, monitors, and evaluates agreements with agencies serving as "work-stations" for foster grandparents statewide. The Foster Grandparent Program Office exercises fiscal control of funds allocated for unit operations; and acts as liaison for the department with the federal funding agency, such as but not limited to the Corporation for National and Community Service.

Respite Companion Program Office

Under the general direction of the Adult Protective and Community Services Branch Administrator, the Respite Companion Program Office recruits, trains, places, monitors, and evaluates respite companions on Oahu. The Respite Companion Program Office requests, negotiates, monitors, and evaluates agreements with agencies serving as "work-stations" for respite companions and acts as liaison for the department with the state funding agency, such as but not limited to the Department of Labor and Industrial Relations.

Senior Companion Program Office

Under the general direction of the Adult Protective and Community Services Branch Administrator, the Senior Companion Program Office provides opportunities for low-income older people to serve as companions to frail elderly homebound individuals in accordance with federal funding requirements.

The Senior Companion Program Office recruits, trains, places, monitors, and evaluates senior companions statewide. The Senior Companion Program Office also requests, negotiates, monitors, and evaluates agreements with agencies serving as "work-stations" for senior companions statewide. The Senior Companion Program Office exercises fiscal control of funds allocated for operations and acts as liaison for the department with the federal funding agency, such as but not limited to the Corporation for National and Community Service.

East Hawaii Adult Protective and Community Services Section

Under the direction of the Adult Protective and Community Services Branch Administrator, the East Hawaii Adult Protective and Community Services Section provides operational direction and management to implement the division and branch plans, policies, procedures and regulations for adult protective and community services in East Hawaii. The East Hawaii Adult Protective and Community Services Section receives, assesses and processes requests for adult community services and all reports of abuse, neglect, and/or financial exploitation of vulnerable adults. The East Hawaii Adult Protective and Community Services Section investigates reports of abuse neglect and/or financial exploitation of vulnerable adults and provides crisis intervention including arranging for appropriate services to ensure the safety of the vulnerable adult.

The East Hawaii Adult Protective and Community Services Section shall be responsible for planning, directing, coordinating, and controlling section operations and activities. Its activities include but are not limited to reviewing, studying, and continually appraising section operations and unit performance and recommends changes in operational procedures, policies, deployment of staff, work site, and organizational structure to correct deficiencies and to improve efficiency in achieving division and branch objectives. The East Hawaii Adult Protective and Community Services Section is responsible for establishing workload and personnel requirements, and initiates requests for necessary person power.

The East Hawaii Adult Protective and Community Services Section shall maintain good public relations by providing information, serving on community task forces, handling complaints, and developing interagency and intra-departmental procedures to enhance service delivery. It reviews employee development and training needs; plans and conducts in-service training programs; coordinates development and training activities with the Personnel Office and the Staff Development Staff. The East Hawaii Adult Protective and Community Services Section shall coordinate the use of the electronic data processing system in accordance with established division policies and department security procedures and provide reports on section operations for programmatic, administrative, and research purposes.

The East Hawaii Adult Protective and Community Services Section shall exercise fiscal control of funds allocated for section operations and provide direction in the development and implementation of a range of supporting services such as messenger service, purchasing, repair and maintenance, and inventory management.

The East Hawaii Adult Protective and Community Services Section's primary responsibility shall be to receive reports of alleged abuse, neglect and/or financial exploitation, collect and assemble sufficient information to determine the urgency of the report and acceptance for investigation. The East Hawaii Adult Protective and Community Services Section shall conduct investigations to assess whether abuse, neglect and/or financial exploitation has occurred and to determine what interventions are necessary to ensure the vulnerable adult's safety. The East Hawaii Adult Protective and Community Services Section shall arrange for police, court, medical or other agency assistance or service collaboration as necessary and provide crisis intervention, counseling and case management services to protect the safety of the vulnerable adult.

The East Hawaii Adult Protective and Community Services Section shall receive and process applications for adult community services, determine eligibility, including the urgency of the request and the appropriate means of meeting the individual's needs including referral to other agencies. The East Hawaii Adult Protective and Community Services Section shall provide placement and case management services in adult residential care homes, and arrange other placements as needed by the clients; provide, arrange, and coordinate such home-based supportive services as chore services and adult day care. The East Hawaii Adult Protective and Community Services Section shall assess the safety of adults receiving services from the section, intervene to prevent abuse, neglect and/or financial exploitation from occurring, including petitioning for guardianship as needed, and monitor and coordinate services provided by purchase of service vendors to sustain the adult in the community.

The East Hawaii Adult Protective and Community Services Section shall license and monitor the activities of adult day care facilities and certify and monitor programs for nurse aide training feeding assistants, and other community programs as assigned. The East Hawaii Adult Protective and Community Services Section shall investigate all complaints against regulated and unregulated facilities and determine the continued use and licensing or certification of the facility for which DHS has regulatory responsibility.

East Hawaii Adult Protective and Community Services Section (Cont'd)

The East Hawaii Adult Protective and Community Services Section shall enter information into the electronic data processing system and maintain records of services and payments for services.

West Hawaii Adult Protective and Community Services Section

Under the direction of the Adult Protective and Community Services Branch Administrator, the West Hawaii Adult Protective and Community Services Section provides operational direction and management to implement the division and branch plans, policies, procedures and regulations for adult protective and community services in West Hawaii. The West Hawaii Adult Protective and Community Services Section receives, assesses and processes requests for adult community services and all reports of abuse, neglect, and/or financial exploitation of vulnerable adults. The West Hawaii Adult Protective and Community Services Section investigates reports of abuse neglect and/or financial exploitation of vulnerable adults and provides crisis intervention including arranging for appropriate services to ensure the safety of the vulnerable adult.

The West Hawaii Adult Protective and Community Services Section shall be responsible for planning, directing, coordinating, and controlling section operations and activities. Its activities include but are not limited to reviewing, studying, and continually appraising section operations and unit performance and recommends changes in operational procedures, policies, deployment of staff, work site, and organizational structure to correct deficiencies and to improve efficiency in achieving division and branch objectives. The West Hawaii Adult Protective and Community Services Section is responsible for establishing workload and personnel requirements, and initiates requests for necessary person power.

The Section shall maintain good public relations by providing information, serving on community task forces, handling complaints, and developing interagency and intra-departmental procedures to enhance service delivery. The West Hawaii Adult Protective and Community Services Section reviews employee development and training needs; plans and conducts in-service training programs; coordinates development and training activities with the Personnel Office and the Staff Development Staff. The West Hawaii Adult Protective and Community Services Section shall coordinate the use of the electronic data processing system in accordance with established division policies and department security procedures and provide reports on section operations for programmatic, administrative, and research purposes.

The West Hawaii Adult Protective and Community Services Section shall exercise fiscal control of funds allocated for section operations and provide direction in the development and implementation of a range of supporting services such as messenger service, purchasing, repair and maintenance, and inventory management.

The West Hawaii Adult Protective and Community Services Section's primary responsibility shall be to receive reports of alleged abuse, neglect and/or financial exploitation, collect and assemble sufficient information to determine the urgency of the report and acceptance for investigation. The West Hawaii Adult Protective and Community Services Section shall conduct investigations to assess whether abuse, neglect and/or financial exploitation has occurred and to determine what interventions are necessary to ensure the vulnerable adult's safety. The West Hawaii Adult Protective and Community Services Section shall arrange for police, court, medical or other agency assistance or service collaboration as necessary and provide crisis intervention, counseling and case management services to protect the safety of the vulnerable adult.

The West Hawaii Adult Protective and Community Services Section shall receive and process applications for adult community services, determine eligibility, including the urgency of the request and the appropriate means of meeting the individual's needs including referral to other agencies. The West Hawaii Adult Protective and Community Services Section shall provide placement and case management services in adult residential care homes, and arrange other placements as needed by the clients; provide, arrange, and coordinate such home-based supportive services as chore services and adult day care. The West Hawaii Adult Protective and Community Services Section shall assess the safety of adults receiving services from the West Hawaii Adult Protective and Community Services Section, intervene to prevent abuse, neglect and/or financial exploitation from occurring, including petitioning for guardianship as needed, and monitor and coordinate services provided by purchase of service vendors to sustain the adult in the community.

West Hawaii Adult Protective and Community Services Section (Cont'd)

The West Hawaii Adult Protective and Community Services Section shall license and monitor the activities of adult day care facilities and certify and monitor programs for nurse aide training feeding assistants, and other community programs as assigned. The West Hawaii Adult Protective and Community Services Section shall investigate all complaints against regulated and unregulated facilities and determine the continued use and licensing or certification of the facility for which DHS has regulatory responsibility.

The West Hawaii Adult Protective and Community Services Section shall enter information into the electronic data processing system and maintain records of services and payments for services.

Kauai Adult Protective and Community Services

Under the direction of the Adult Protective and Community Services Branch Administrator, the Kauai Adult Protective and Community Services Section provides operational direction and management to implement the division and branch plans, policies, procedures and regulations for adult protective and community services on Kauai. The Kauai Adult Protective and Community Services Section receives, assesses and processes requests for adult community services and all reports of abuse, neglect, and/or financial exploitation of vulnerable adults. The Kauai Adult Protective and Community Services Section investigates reports of abuse neglect and/or financial exploitation of vulnerable adults and provides crisis intervention including arranging for appropriate services to ensure the safety of the vulnerable adult.

The Kauai Adult Protective and Community Services Section shall be responsible for planning, directing, coordinating, and controlling section operations and activities. Its activities include but are not limited to reviewing, studying, and continually appraising section operations and unit performance and recommends changes in operational procedures, policies, deployment of staff, work site, and organizational structure to correct deficiencies and to improve efficiency in achieving division and branch objectives. The Kauai Adult Protective and Community Services Section shall be responsible for establishing workload and personnel requirements, and initiates requests for necessary person power.

The Kauai Adult Protective and Community Services Section shall maintain good public relations by providing information, serving on community task forces, handling complaints, and developing interagency and intra-departmental procedures to enhance service delivery. The Kauai Adult Protective and Community Services Section reviews employee development and training needs; plans and conducts in-service training programs; coordinates development and training activities with the Personnel Office and the Staff Development Staff. The Kauai Adult Protective and Community Services Section shall coordinate the use of the electronic data processing system in accordance with established division policies and department security procedures and provide reports on section operations for programmatic, administrative, and research purposes.

The Kauai Adult Protective and Community Services Section shall exercise fiscal control of funds allocated for section operations and provide direction in the development and implementation of a range of supporting services such as messenger service, purchasing, repair and maintenance, and inventory management.

The Kauai Adult Protective and Community Services Section's primary responsibility shall be to receive reports of alleged abuse, neglect and/or financial exploitation, collect and assemble sufficient information to determine the urgency of the report and acceptance for investigation. The Kauai Adult Protective and Community Services Section shall conduct investigations to assess whether abuse, neglect and/or financial exploitation has occurred and to determine what interventions are necessary to ensure the vulnerable adult's safety. The Kauai Adult Protective and Community Services Section shall arrange for police, court, medical or other agency assistance or service collaboration as necessary and provide crisis intervention, counseling and case management services to protect the safety of the vulnerable adult.

Kauai Adult Protective and Community Services Section (Cont'd)

The Kauai Adult Protective and Community Services Section shall receive and process applications for adult community services, determine eligibility, including the urgency of the request and the appropriate means of meeting the individual's needs including referral to other agencies. The Kauai Adult Protective and Community Services Section shall provide placement and case management services in adult residential care homes, and arrange other placements as needed by the clients; provide, arrange, and coordinate such home-based supportive services as chore services and adult day care.

The Kauai Adult Protective and Community Services Section shall assess the safety of adults receiving services from the section, intervene to prevent abuse, neglect and/or financial exploitation from occurring, including petitioning for guardianship as needed, and monitor and coordinate services provided by purchase of service vendors to sustain the adult in the community.

The Kauai Adult Protective and Community Services Section shall license and monitor the activities of adult day care facilities and certify and monitor programs for nurse aide training feeding assistants, and other community programs as assigned. The Kauai Adult Protective and Community Services Section shall investigate all complaints against regulated and unregulated facilities and determine the continued use and licensing or certification of the facility for which DHS has regulatory responsibility.

The Kauai Adult Protective and Community Services Section shall enter information into the electronic data processing system and maintain records of services and payments for services.

Maui Adult Protective and Community Services Section

Under the direction of the Adult Protective and Community Services Branch Administrator, the Maui Adult Protective and Community Services Section provides operational direction and management to implement the division and branch plans, policies, procedures and regulations for adult protective and community services on Maui, Molokai and Lanai. The Maui Adult Protective and Community Services Section receives, assesses and processes requests for adult community services and all reports of abuse, neglect, and/or financial exploitation of vulnerable adults. The Maui Adult Protective and Community Services Section investigates reports of abuse neglect and/or financial exploitation of vulnerable adults and provides crisis intervention including arranging for appropriate services to ensure the safety of the vulnerable adult.

The Maui Adult Protective and Community Services Section shall be responsible for planning, directing, coordinating, and controlling section operations and activities. Its activities include but are not limited to reviewing, studying, and continually appraising section operations and unit performance and recommends changes in operational procedures, policies, deployment of staff, work site, and organizational structure to correct deficiencies and to improve efficiency in achieving division and branch objectives. The Maui Adult Protective and Community Services Section shall be responsible for establishing workload and personnel requirements, and initiates requests for necessary person power.

The Maui Adult Protective and Community Services Section shall maintain good public relations by providing information, serving on community task forces, handling complaints, and developing interagency and intra-departmental procedures to enhance service delivery. Reviews employee development and training needs; plans and conducts in-service training programs; coordinates development and training activities with the Personnel Office and the Staff Development Staff. The Maui Adult Protective and Community Services Section shall coordinate the use of the electronic data processing system in accordance with established division policies and department security procedures and provide reports on section operations for programmatic, administrative, and research purposes.

The Maui Adult Protective and Community Services Section shall exercise fiscal control of funds allocated for section operations and provide direction in the development and implementation of a range of supporting services such as messenger service, purchasing, repair and maintenance, and inventory management.

Maui Adult Protective and Community Services Section (Cont'd)

The Maui Adult Protective and Community Services Section's primary responsibility shall be to receive reports of alleged abuse, neglect and/or financial exploitation, collect and assemble sufficient information to determine the urgency of the report and acceptance for investigation. The Maui Adult Protective and Community Services Section shall conduct investigations to assess whether abuse, neglect and/or financial exploitation has occurred and to determine what interventions are necessary to ensure the vulnerable adult's safety. The Maui Adult Protective and Community Services Section shall arrange for police, court, medical or other agency assistance or service collaboration as necessary and provide crisis intervention, counseling and case management services to protect the safety of the vulnerable adult.

The Maui Adult Protective and Community Services Section shall receive and process applications for adult community services, determine eligibility, including the urgency of the request and the appropriate means of meeting the individual's needs including referral to other agencies. The Maui Adult Protective and Community Services Section shall provide placement and case management services in adult residential care homes, and arrange other placements as needed by the clients; provide, arrange, and coordinate such home-based supportive services as chore services and adult day care. The Maui Adult Protective and Community Services Section shall assess the safety of adults receiving services from the section, intervene to prevent abuse, neglect and/or financial exploitation from occurring, including petitioning for guardianship as needed, and monitor and coordinate services provided by purchase of service vendors to sustain the adult in the community.

The Maui Adult Protective and Community Services Section shall license and monitor the activities of adult day care facilities and certify and monitor programs for nurse aide training feeding assistants, and other community programs as assigned. The Maui Adult Protective and Community Services Section shall investigate all complaints against regulated and unregulated facilities and determine the continued use and licensing or certification of the facility for which DHS has regulatory responsibility.

The Maui Adult Protective and Community Services Section shall enter information into the electronic data processing system and maintain records of services and payments for services.

Oahu Adult Protective and Community Services Section

Under the direction of the Adult Protective and Community Services Branch Administrator, The Oahu Adult Protective and Community Services Section provides operational direction and management to implement the division and branch plans, policies, procedures and regulations for adult protective and community services on Oahu. The Oahu Adult Protective and Community Services Section receives, assesses and processes requests for adult community services and all reports of abuse, neglect, and/or financial exploitation of vulnerable adults. The Oahu Adult Protective and Community Services Section investigates reports of abuse neglect and/or financial exploitation of vulnerable adults and provides crisis intervention including arranging for appropriate services to ensure the safety of the vulnerable adult.

The Oahu Adult Protective and Community Services Section shall be responsible for planning, directing, coordinating, and controlling section operations and activities. Its activities include but are not limited to reviewing, studying, and continually appraising section operations and unit performance and recommends changes in operational procedures, policies, deployment of staff, work site, and organizational structure to correct deficiencies and to improve efficiency in achieving division and branch objectives. The Oahu Adult Protective and Community Services Section are responsible for establishing workload and personnel requirements, and initiates requests for necessary person power.

Oahu Adult Protective and Community Services Section (Cont'd)

The Oahu Adult Protective and Community Services Section shall maintain good public relations by providing information, serving on community task forces, handling complaints, and developing interagency and intra-departmental procedures to enhance service delivery. The Oahu Adult Protective and Community Services Section reviews employee development and training needs; plans and conducts in-service training programs; coordinates development and training activities with the Personnel Office and the Staff Development Staff. The Oahu Adult Protective and Community Services Section shall coordinate the use of the electronic data processing system in accordance with established division policies and department security procedures and provide reports on section operations for programmatic, administrative, and research purposes.

The Oahu Adult Protective and Community Services Section shall exercise fiscal control of funds allocated for section operations and provide direction in the development and implementation of a range of supporting services such as messenger service, purchasing, repair and maintenance, and inventory management.

The Oahu Adult Protective and Community Services Section shall enter information into the electronic data processing system and maintain records of services and payments for services.

Oahu Adult Intake Unit

Under the direction of the Oahu Adult Protective and Community Services Section Administrator, the Oahu Adult Intake Unit's primary responsibility shall be to receive reports of alleged abuse, neglect and/or financial exploitation, collect and assemble sufficient information to determine the urgency of the report and acceptance for investigation. The Oahu Adult Intake Unit shall receive and process applications for adult community services, determine eligibility, including the urgency of the request and the appropriate means of meeting the individual's needs including referral to other agencies. The Oahu Adult Intake Unit receives and processes applications for licensure and certification of facilities such as but not limited to adult day care and other community programs; forwards its findings as appropriate to the assigned unit or to other community agencies for further processing.

Oahu Adult Protective and Community Services Units 1 and 2

Under the direction of the Oahu Adult Protective and Community Services Section Administrator, the Oahu Adult Protective and Community Services Units 1 and 2 conducts investigations to assess whether abuse, neglect and/or financial exploitation has occurred and to determine what interventions are necessary to ensure the vulnerable adult's safety. The Oahu Adult Protective and Community Services Units 1 and 2 shall arrange for police, court, medical or other agency assistance or service collaboration as necessary and provide crisis intervention, counseling and case management services to protect the safety of the vulnerable adult.

The Oahu Adult Protective and Community Services Units 1 and 2 shall provide placement and case management services in adult residential care homes, and arrange other placements as needed by the clients; provide, arrange, coordinate and monitor home-based supportive services such as but not limited to in-home chore services, adult day care and/or adult foster care services. The Oahu Adult Protective and Community Services Units 1 and 2 shall assess the safety of adults receiving services from the section, intervene to prevent abuse, neglect and/or financial exploitation from occurring, including petitioning for guardianship as needed, and monitor and coordinate services provided by purchase of service vendors to sustain the adult in the community.

The Oahu Adult Protective and Community Services Units 1 and 2 shall license and monitor the activities of adult day care facilities and certify and monitor programs for nurse aide training, feeding assistants, and other community programs as assigned. The Oahu Adult Protective and Community Services Units 1 and 2 shall investigate all complaints against regulated and unregulated facilities and determine the continued use and licensing or certification of the facility for which DHS has regulatory responsibility.

CHILD WELFARE SERVICES BRANCH

Under the direction of the Social Services Division Administrator, the Child Welfare Services Branch Administration provides overall management for the development and implementation of the plans, policies, procedures and regulations of the division's child welfare services. Services include child protective services, foster care, adoption services, independent living skills services, permanency, resource home recruitment and licensing, and contracted support and treatment services to prevent and remedy abuse and neglect. Basic authority and responsibility for the operations of the branch are vested in the Branch Administrator who plans, organizes, directs, coordinates, evaluates, and maintains an organization which will facilitate the accomplishment of the child welfare service objectives.

Program Development Office

Under the general direction of the Child Welfare Services Branch, the Program Development Office provides administrative direction in planning, developing, implementing, controlling, monitoring, and evaluating child welfare services authorized under federal and state statutes. The Program Development Office develops and coordinates all relevant legislation, establishes and maintains all rules, standards, and procedures, and determines the allocation of funds and other resources for child welfare services.

East Hawaii Child Welfare Services Section

Under the general direction of the Child Welfare Services Branch Administrator, the East Hawaii Child Welfare Services Section provides operational direction and management to implement the division and branch plans, policies, procedures, and regulations for child welfare services in East Hawaii. The East Hawaii Child Welfare Services Section provides child welfare services assessment, and permanency services; resource home recruitment, licensing, and training; and licensing and regulation of child-placing organizations and child-caring institutions. The East Hawaii Child Welfare Services Section provides administrative housekeeping support to the section's units, and maintains, manages and coordinates the closed case files of the East Hawaii Child Welfare Services Section. The East Hawaii Child Welfare Services Section provide casework services to youths in foster care in order to provide permanent substitute placements and to enhance independent living skills; and also provides pre-adoption, adoption, and post-adoption services to children and families. The East Hawaii Child Welfare Services Section recruits, studies, certifies, licenses, approves resource homes and adoptive homes; and licenses and regulates child placing organizations and child caring institutions. The East Hawaii Child Welfare Services Section provide support services to orient, train and retain resource homes and recommends suitable resource homes to a child's social worker. The East Hawaii Child Welfare Services Section and its constituent units participate in community education and planning efforts related to child welfare services.

East Hawaii Child Welfare Services Units 1, 2, and 3

Under the direction of the East Hawaii Child Welfare Services Section Administrator, the East Hawaii Child Welfare Services Unit 1, 2, and 3 provides both assessment and permanency services. The East Hawaii Child Welfare Services Unit 2 and 3 assess reports of child abuse and neglect; provide short-term counseling services, and work with local law enforcement and other collateral contacts to investigate the reports and initiate appropriate intervention. The East Hawaii Child Welfare Services Unit 1, 2, and 3 also provides child welfare permanency services for eligible recipients and services to prevent further abuse/neglect of children.

The East Hawaii Child Welfare Services Unit 1 recruits, studies, certifies, licenses/approves resource homes and adoptive homes; and licenses and regulates child placing organizations and child caring institutions. The East Hawaii Child Welfare Services Unit 1 provide support services to orient, train and retain resource homes and recommends suitable resource homes to a child's social worker.

West Hawaii Child Welfare Services Section

Under the general direction of the Child Welfare Services Branch Administrator, the West Hawaii Child Welfare Services Section provides operational direction and management to implement the division and branch plans, policies, procedures, and regulations for child welfare services in West Hawaii. The West Hawaii Child Welfare Services Section provides child welfare services assessment, and permanency services; resource home recruitment, licensing, and training; and licensing and regulation of child-placing organizations and child-caring institutions. The West Hawaii Child Welfare Services Section provides administrative housekeeping support to the section's units, and maintains, manages and coordinates the closed case files of the West Hawaii Child Welfare Services Section. The West Hawaii Child Welfare Services Section provide casework services to youths in foster care in order to provide permanent substitute placements and to enhance independent living skills; and also provides pre-adoption, adoption, and post-adoption services to children and families. The West Hawaii Child Welfare Services Section recruits, studies, certifies, licenses, approves resource homes and adoptive homes; and licenses and regulates child placing organizations and child caring institutions. The West Hawaii Child Welfare Services Section provides support services to orient, train and retain resource homes and recommends suitable resource homes to a child's social worker. The West Hawaii Child Welfare Services Section and its constituent units participate in community education and planning efforts related to child welfare services.

West Hawaii Child Welfare Services Unit 1 and 2

Under the direction of the West Hawaii Child Welfare Services Section Administrator, the West Hawaii Child Welfare Services Unit 1 and 2 provides both assessment and permanency services. The West Hawaii Child Welfare Services Unit 1 and 2 assesses reports of child abuse and neglect; provides short-term counseling services, and works with local law enforcement and other collateral contacts to investigate the reports and initiate appropriate intervention. The West Hawaii Child Welfare Services Unit 1 and 2 also provides child welfare permanency services for eligible recipients and services to prevent further abuse/neglect of children.

Kauai Child Welfare Services Section

Under the general direction of the Child Welfare Services Branch Administrator, the Kauai Child Welfare Services Section provides operational direction and management to implement the division and branch plans, policies, procedures, and regulations for child welfare services on Kauai. The Kauai Child Welfare Services Section provides child welfare services assessment, permanency services; resource home recruitment, licensing and training; and licensing and regulation of child-placing organizations and child-caring institutions. The Kauai Child Welfare Services Section provides administrative housekeeping support to the section's units and maintains, manages, and coordinates the closed case files of the Kauai Child Welfare Services Section. The Kauai Child Welfare Services Section provide casework services to youths in foster care in order to provide permanent substitute placements and to enhance independent living skills; and also provides pre-adoption, adoption, and post-adoption services to children and families. The Kauai Child Welfare Services Section also recruits, studies, certifies, licenses, approves resource homes and adoptive homes; and licenses and regulates child placing organizations and child caring institutions. The Kauai Child Welfare Services Section provides support services to orient, train and retain resource homes and recommends suitable resource homes to a child's social worker. The Kauai Child Welfare Services Section and its constituent units participate in community education and planning efforts related to child welfare services.

(Central, East and West) Child Welfare Services Units 1, 2, and 3

Under the direction of the Kauai Child Welfare Services Section Administrator, the Central Child Welfare Services Unit 1, the East Child Welfare Services Unit 2, and the West Child Welfare Services Unit 3 provides both child welfare services assessment and permanency services in specific geographic areas. The Central, East and West Child Welfare Services Units 1, 2, and 3 assesses reports of child abuse and neglect; provides short-term counseling services, and works with local law enforcement and other collateral contacts to investigate the reports and initiate appropriate intervention. The Central, East and West Child Welfare Services Units 1, 2, and 3 also provides child welfare permanency services for eligible recipients and services to prevent further abuse/neglect of children.

Maui Child Welfare Services Section

Under the general direction of the Child Welfare Services Branch Administrator, the Maui Child Welfare Services Section provides operational direction and management to implement the division and branch plans, policies, procedures, and regulations for child welfare services on Maui, Molokai, and Lanai. The Maui Child Welfare Services Section provides child welfare services assessment, permanency services; resource home recruitment, licensing and training; and licensing and regulation of child-placing organizations and child-caring institutions. The Maui Child Welfare Services Section provides administrative housekeeping support to the section's units, and maintains, manages, and coordinates the closed case files of the Maui Child Welfare Services Section. The Maui Child Welfare Services Section provides casework services to youths in foster care in order to provide permanent substitute placements and to enhance independent living skills; and also provides pre-adoption, adoption, and post-adoption services to children and families. The Maui Child Welfare Services Section also recruits, studies, certifies, licenses, approves resource homes and adoptive homes; and licenses and regulates child placing organizations and child caring institutions. The Maui Child Welfare Services Section provides support services to orient, train and retain resource homes and recommends suitable resource homes to a child's social worker. The Maui Child Welfare Services Section and its constituent units participate in community education and planning efforts related to child welfare services.

Maui (East and West) Child Welfare Services Unit 1 and 2

Under the direction of the Maui Child Welfare Services Section Administrator, the Maui East Child Welfare Services Unit 1 and the Maui West Child Welfare Services Unit 2 provides both child welfare services assessment and permanency services in (West, East) Maui. The Maui East Child Welfare Services Unit 1 and the Maui West Child Welfare Services Unit 2 assesses reports of child abuse and neglect, provides short-term counseling services, and works with local law enforcement and other collateral contacts to investigate the reports and initiate appropriate intervention. The Maui East Child Welfare Services Unit 1 and the Maui West Child Welfare Services Unit 2 also provides child welfare permanency services for eligible recipients and services to prevent further abuse/neglect of children.

Molokai/Lanai Child Welfare Services Unit

Under the direction of the Maui Child Welfare Services Section Administrator, the Molokai/Lanai Child Welfare Services Unit provides child welfare assessment and permanency services. The Molokai/Lanai Child Welfare Services Unit assesses reports of child abuse and neglect, provides short-term counseling services, and works with local law enforcement and other collateral contacts to investigate the reports and initiate appropriate intervention. The Molokai/Lanai Child Welfare Services Unit also provides child welfare permanency services for eligible recipients and services to prevent further abuse/neglect of children. The Molokai/Lanai Child Welfare Services Unit recruits, studies, certifies, licenses/approves resource homes and adoptive homes; and licenses and regulates child placing organizations and child caring institutions. The Molokai/Lanai Child Welfare Services Unit provides support services to orient, train and retain resource homes and recommends suitable resource homes to a child's social worker.

Lanai Sub-unit

Under the direction of the Molokai/Lanai Child Welfare Services Unit supervisor, the Lanai Sub-unit provides child welfare assessment and permanency services. The Lanai Sub-unit assesses reports of child abuse and neglect, provides short-term counseling services, and works with local law enforcement and other collateral contacts to investigate the reports and initiate appropriate intervention. The Lanai Sub-unit also provides child welfare permanency services for eligible recipients and services to prevent further abuse/neglect of children. The Lanai Sub-unit recruits, studies, certifies, licenses, approves resource homes and adoptive homes; and licenses and regulates child placing organizations and child caring institutions. The Lanai Sub-unit provides support services to orient, train and retain resource homes and recommends suitable resource homes to a child's social worker. The Lanai Sub-unit also provides social services in accordance with the Adult Protective and Community Services Branch for dependent adults and chronically disabled adults and children.

Oahu Child Welfare Services Section 1

Under the general direction of the Child Welfare Services Branch Administrator, the Oahu Child Welfare Services Section 1 provides operational direction and management to implement the division and branch plans, policies, procedures, and regulations for child welfare services on Oahu. The Oahu Child Welfare Services Section 1 provides specialized island wide services including sex abuse assessments, permanency services, and institutional abuse assessments. The Oahu Child Welfare Services Section 1 and its constituent units participate in community education and planning efforts related to child welfare services.

Oahu Child Welfare Services Units 1 and 2

Under the direction of the Oahu Child Welfare Services Section 1 Administrator, the Oahu Child Welfare Services Units 1 and 2 provide both assessment and permanency services in specific geographic areas. The Oahu Child Welfare Services Units 1 and 2 assess reports of child abuse and neglect, provide short term counseling services, and work with local law enforcement and other collateral contacts to investigate the reports and initiate appropriate intervention. The Oahu Child Welfare Services Units 1 and 2 also provide child welfare permanency services for eligible recipients and services to prevent further abuse/neglect of children.

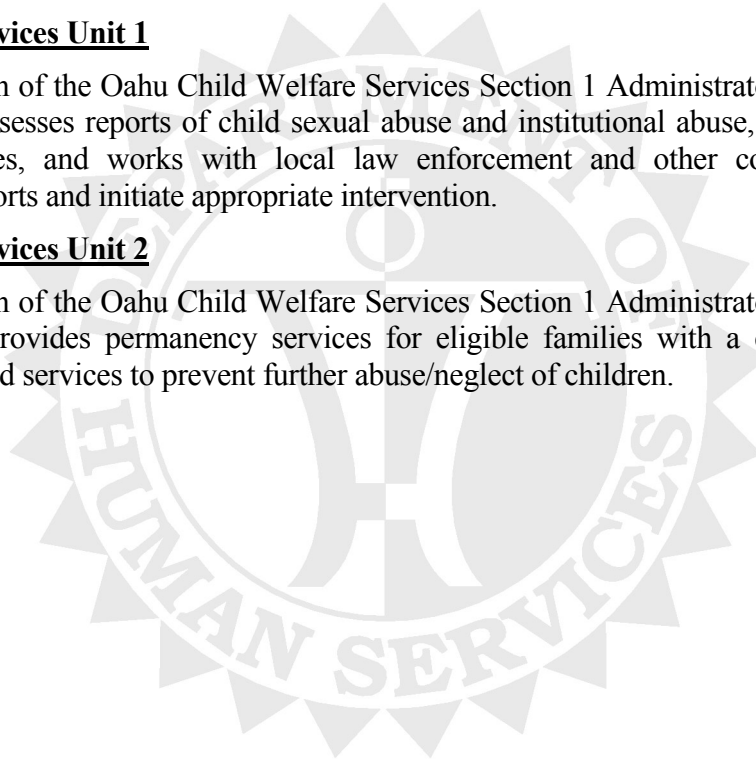
The Oahu Child Welfare Services Units 1 and 2 provide casework services to youths in foster care in order to provide permanent substitute placements and to enhance independent living skills; and also provide pre-adoption, adoption, and post-adoption services to children and families.

Oahu Special Services Unit 1

Under the direction of the Oahu Child Welfare Services Section 1 Administrator, the Oahu Special Services Unit 1 assesses reports of child sexual abuse and institutional abuse, provides short term counseling services, and works with local law enforcement and other collateral contacts to investigate the reports and initiate appropriate intervention.

Oahu Special Services Unit 2

Under the direction of the Oahu Child Welfare Services Section 1 Administrator, the Oahu Special Services Unit 2 provides permanency services for eligible families with a child who has been sexually abused and services to prevent further abuse/neglect of children.



Oahu Child Welfare Services Section 2

Under the general direction of the Child Welfare Services Branch Administrator, the Oahu Child Welfare Services Section 2 provide operational direction and management to implement the division and branch plans, policies, procedures, and regulations for child welfare services in Oahu. The Oahu Child Welfare Services Section 2 provides child welfare services assessment and permanency services in their respective Oahu areas. The Oahu Child Welfare Services Section 2 and their constituent units participate in community education and planning efforts related to child welfare services.

West Oahu Child Welfare Services Units 1, 2, 3 and 4

Under the direction of the Oahu Child Welfare Services Section 2 Administrator, the West Oahu Child Welfare Services Units 1, 2, 3, and 4 provide both assessment and permanency services in specific geographic areas. The West Oahu Child Welfare Services Units 1, 2, 3, and 4 assess reports of child abuse and neglect, provide short term counseling services, and work with local law enforcement and other collateral contacts to investigate the reports and initiate appropriate intervention. The West Oahu Child Welfare Services Units 1, 2, 3, and 4 also provide child welfare permanency services for eligible recipients and services to prevent further abuse/neglect of children.

The West Oahu Child Welfare Services Units 1, 2, 3, and 4 provide casework services to youths in foster care in order to provide permanent substitute placements and to enhance independent living skills; and also provide pre-adoption, adoption, and post-adoption services to children and families.



Oahu Child Welfare Services Section 3

Under the general direction of the Child Welfare Services Branch Administrator, the Oahu Child Welfare Services Section 3 provides operational direction and management to implement the division and branch plans, policies, procedures, and regulations for child welfare services statewide. The Oahu Child Welfare Services Section 3 provides child welfare services intake, assessment, and foster care-income maintenance services; resource home recruitment, licensing and training; and licensing and regulation of child-placing organizations and child-caring institutions. The Oahu Child Welfare Services Section 3 also provides administrative housekeeping support to Oahu Child Welfare Services Sections 1, 2, 3, and 4; and maintains, manages, and coordinates the closed files of the Oahu Child Welfare Services Sections 1, 2, 3, and 4. The Oahu Child Welfare Services Section 3 provides child abuse and neglect central registry clearance statewide. The Oahu Child Welfare Services Section 3 and its constituent units participate in community education and planning efforts related to child welfare services.

Intake Units 1 and 2

Under the direction of the Oahu Child Welfare Services Section 3 Administrator, the Intake Units 1 and 2 determine eligibility for Child Welfare Services in accordance with established departmental policies and procedures. The Intake Units 1 and 2 receives, assesses, and processes all reports of child abuse and neglect 24 hours a day, 7 days a week, and determines the need for departmental intervention or other services; provides case work services including referrals to community agencies to ensure the immediate safety of the child and to prevent unnecessary out-of-home child placement statewide.

Resource Home Licensing Unit

Under the direction of the Oahu Child Welfare Services Section 3 Administrator, the Resource Home Licensing Unit recruits, studies, certifies/licenses/approves resource homes and adoptive homes. The Resource Home Licensing Unit provides support services to orient and retain resource homes and recommend suitable resource homes to a child's social worker. The Resource Home Licensing Unit also licenses and regulates child placing organizations and child caring institutions.

Closed Files Unit

Under the direction of the Oahu Child Welfare Services Section 3 Administrator, the Closed Files Unit provides administrative support and maintains, manages and coordinates the closed case files for the Oahu Child Welfare Services Section 1, 2, 3, and 4.

Federal Payment Programs Eligibility Unit

Under the direction of the Oahu Child Welfare Services Section 3 Administrator, the Federal Payment Programs Eligibility Unit staff works in several geographic areas and determines through referrals from social services staff, the eligibility of children for IV-E, Medicaid, and other federal and state payment programs statewide. The Federal Payment Programs Eligibility Unit makes referrals to other agency payment programs as appropriate and initiates review of ongoing eligibility for child welfare federal and state benefits and payment programs.

Oahu Child Welfare Services Section 4

Under the general direction of the Child Welfare Services Branch Administrator, the Oahu Child Welfare Services Section 4 provide operational direction and management to implement the division and branch plans, policies, procedures, and regulations for child welfare services in Oahu. The Oahu Child Welfare Services Section 4 provides child welfare services assessment and permanency services in their respective Oahu areas. The Oahu Child Welfare Services Section 4 and their constituent units participate in community education and planning efforts related to child welfare services.

East Oahu Child Welfare Services Units 1, 2, 3 and 4

Under the direction of the Oahu Child Welfare Services Section 4 Administrator, the East Oahu Child Welfare Services Units 1, 2, 3, and 4 provide both assessment and permanency services in specific geographic areas. The East Oahu Child Welfare Services Units 1, 2, 3, and 4 assess reports of child abuse and neglect, provide short term counseling services, and work with local law enforcement and other collateral contacts to investigate the reports and initiate appropriate intervention. The East Oahu Child Welfare Services Units 1, 2, 3, and 4 also provide child welfare permanency services for eligible recipients and services to prevent further abuse/neglect of children.

The East Oahu Child Welfare Services Units 1, 2, 3, and 4 provide casework services to youths in foster care in order to provide permanent substitute placements and to enhance independent living skills; and also provide pre-adoption, adoption, and post-adoption services to children and families.



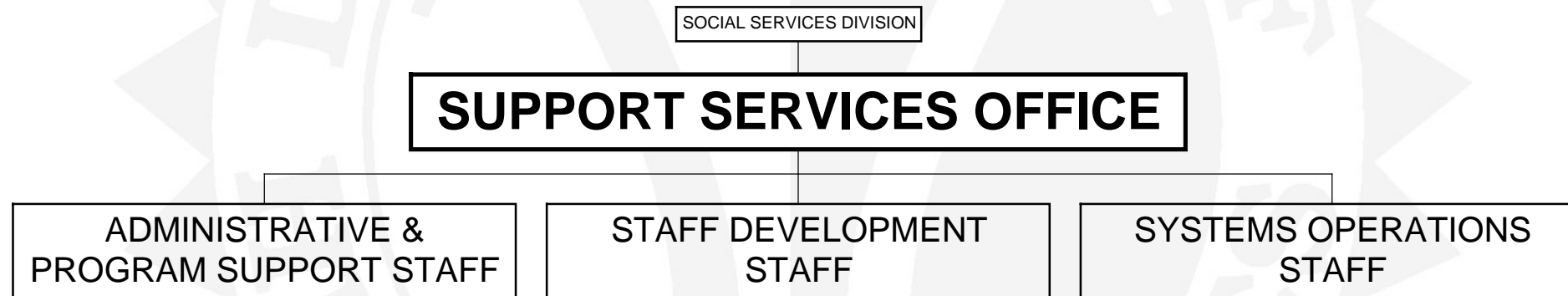
OFFICE OF THE DIRECTOR

SOCIAL SERVICES DIVISION

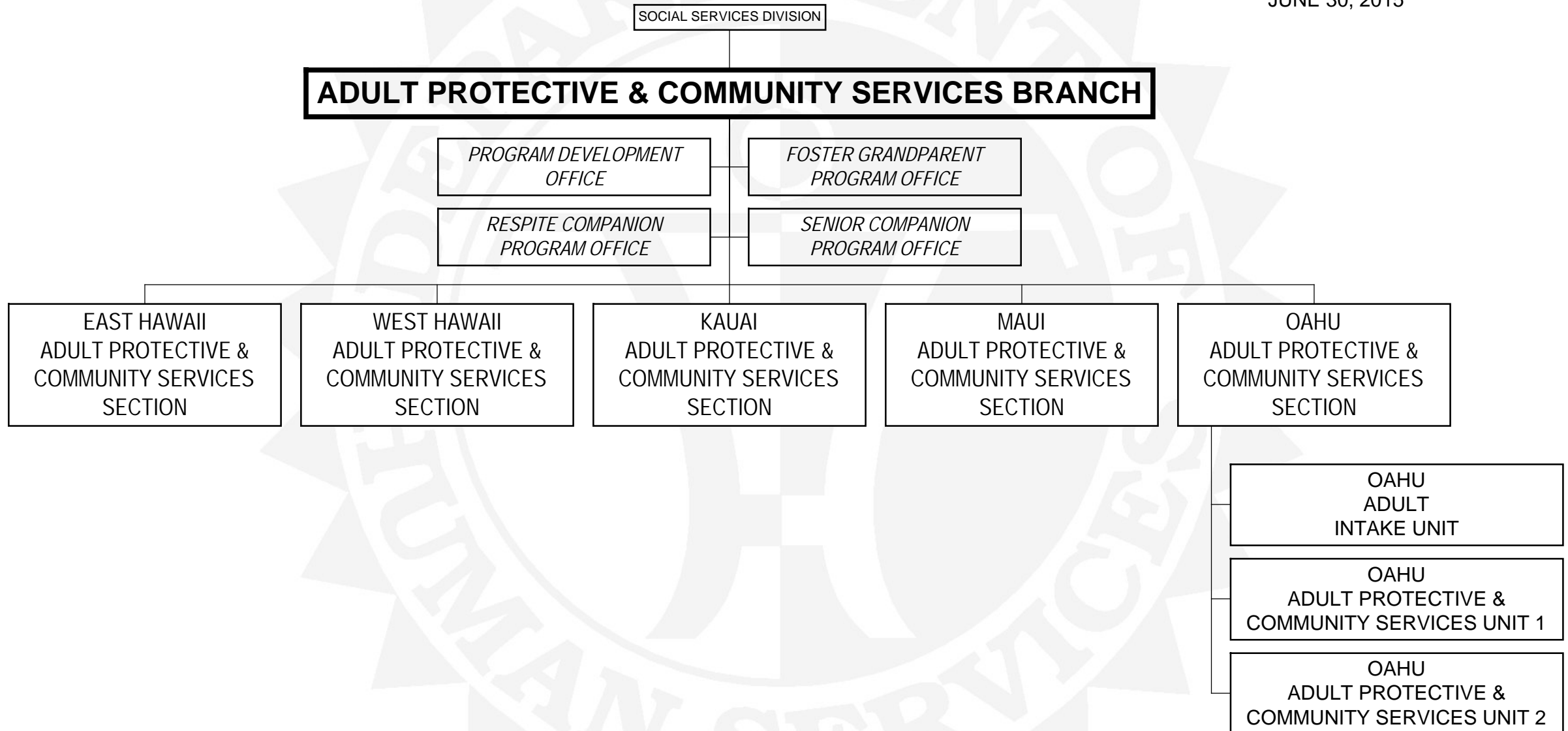
SUPPORT SERVICES OFFICE

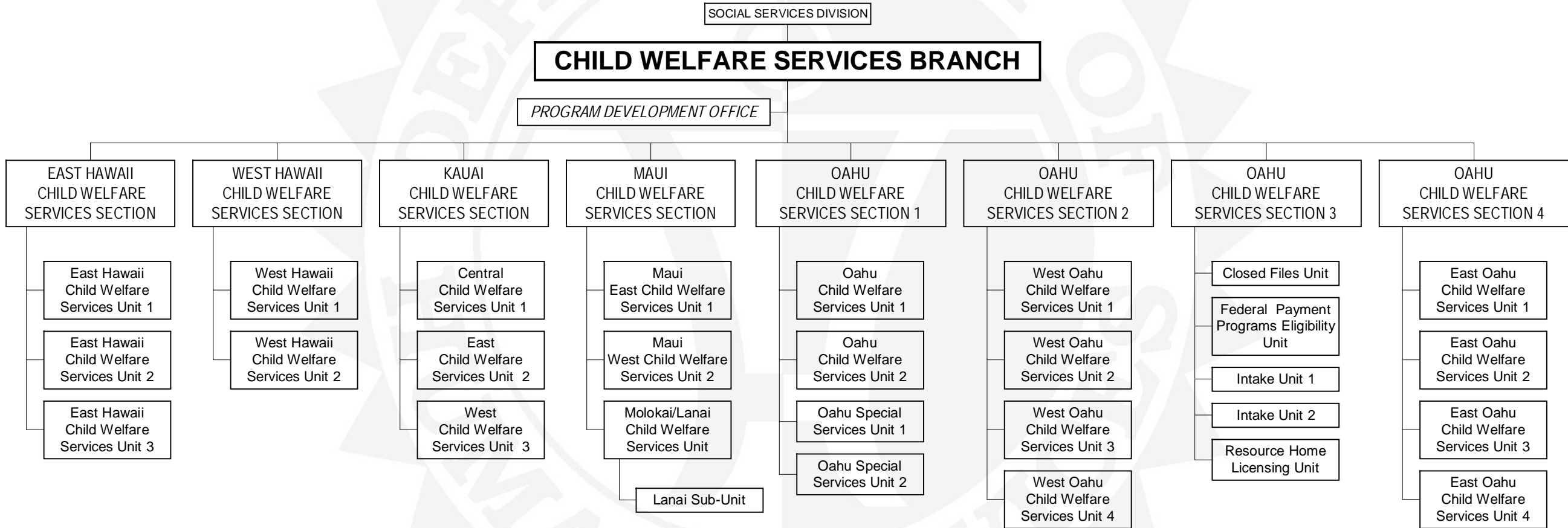
ADULT PROTECTIVE & COMMUNITY SERVICES BRANCH

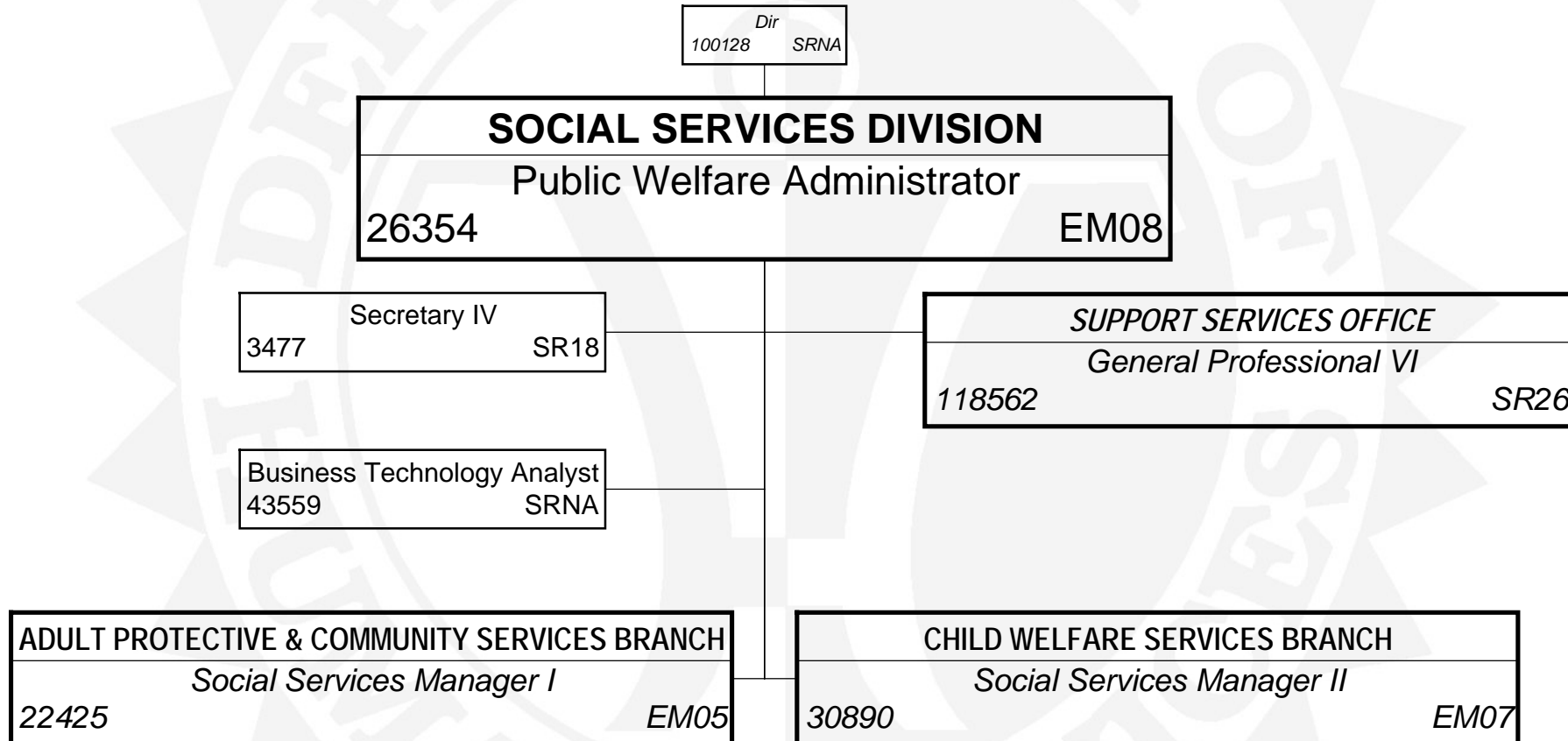
CHILD WELFARE SERVICES BRANCH

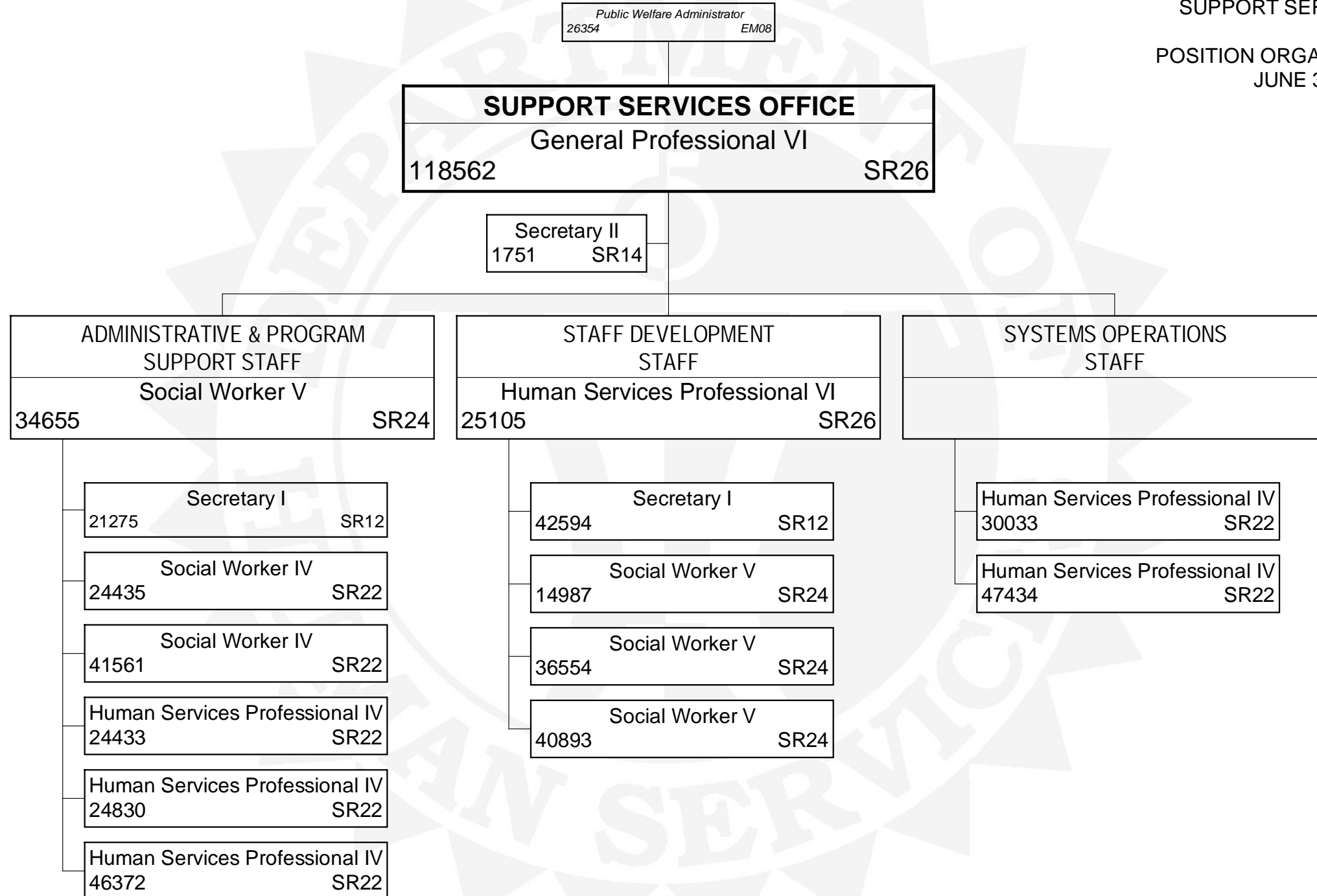


ORGANIZATION CHART
JUNE 30, 2015



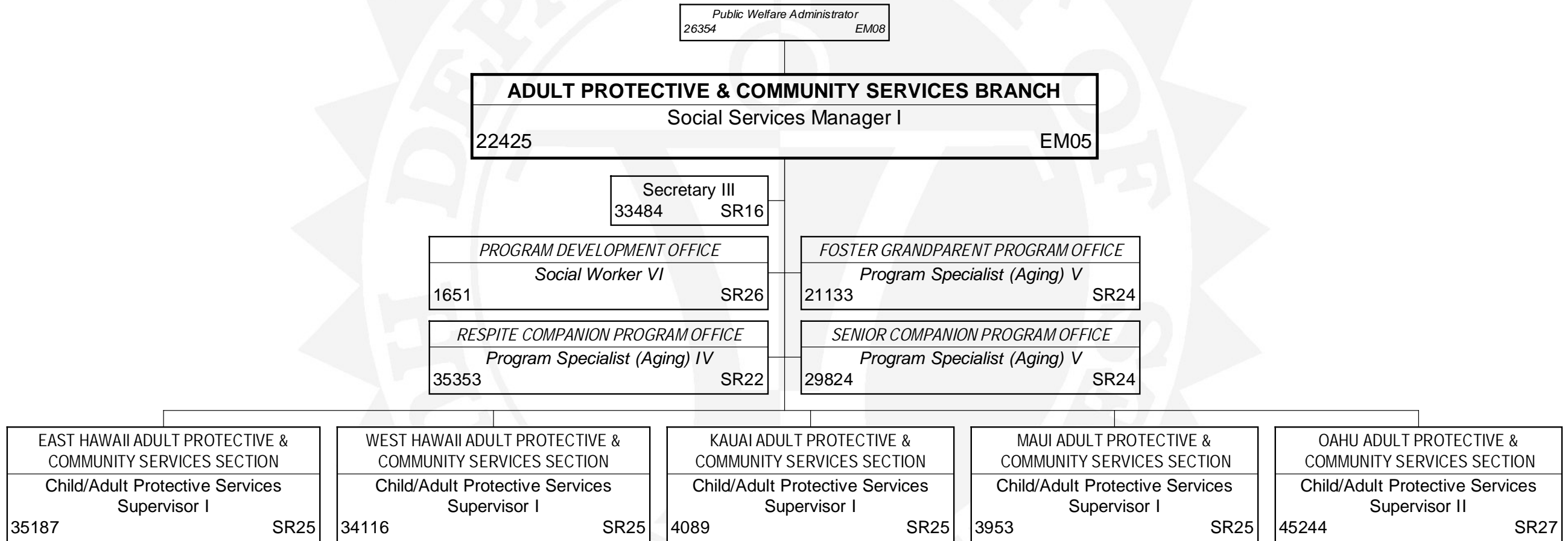






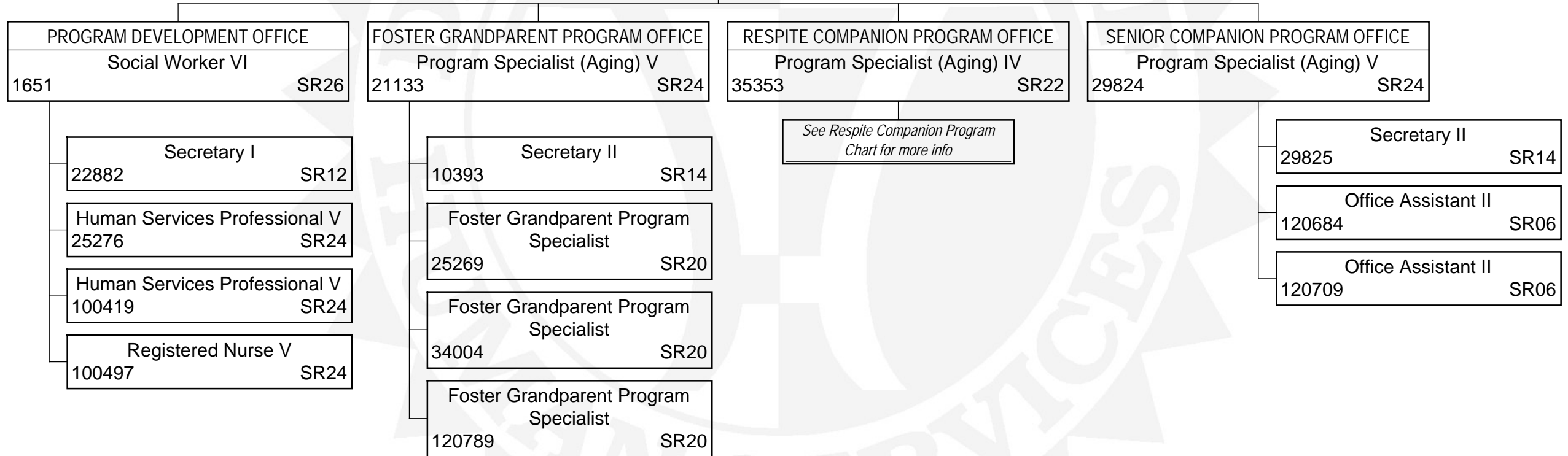
STATE OF HAWAII
 DEPARTMENT OF HUMAN SERVICES
 SOCIAL SERVICES DIVISION
 ADULT PROTECTIVE AND COMMUNITY SERVICES BRANCH

POSITION ORGANIZATION CHART
 JUNE 30, 2015



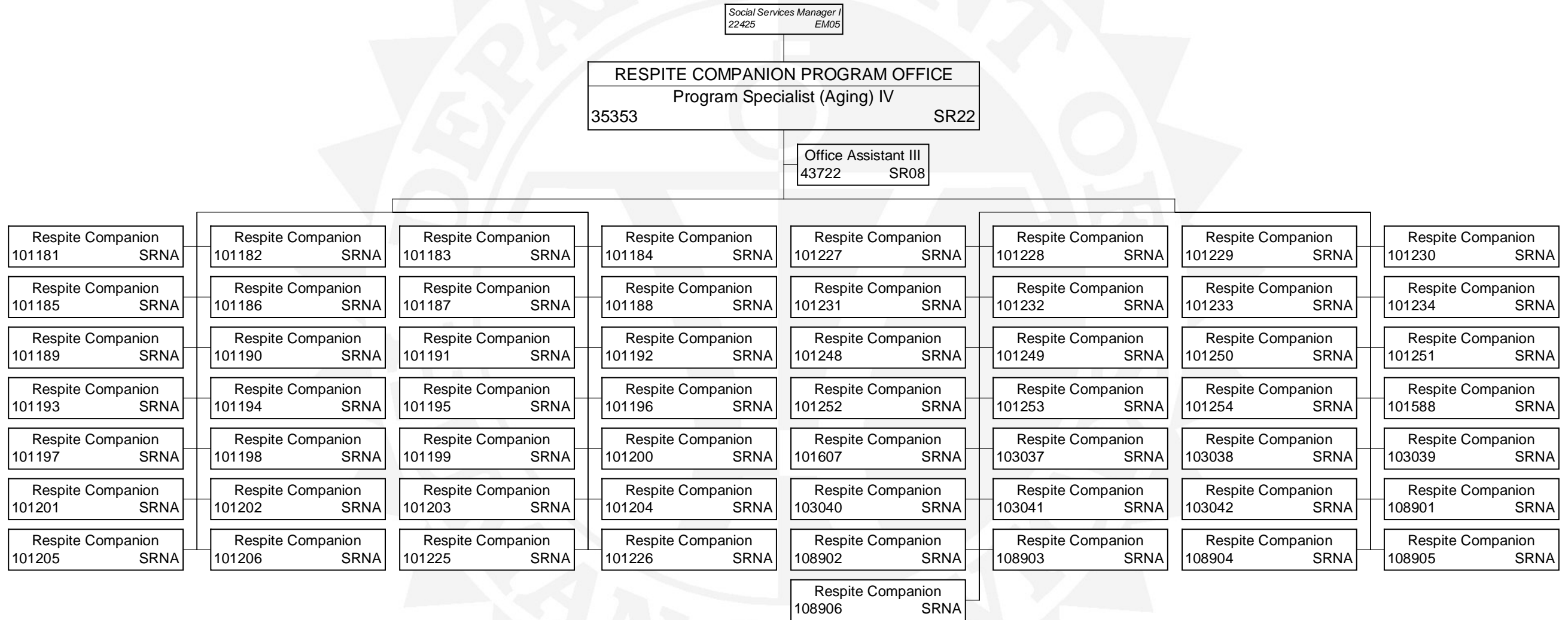
Public Welfare Administrator
 26354 EM08

ADULT PROTECTIVE & COMMUNITY SERVICES BRANCH
 Social Services Manager I
 22425 EM05



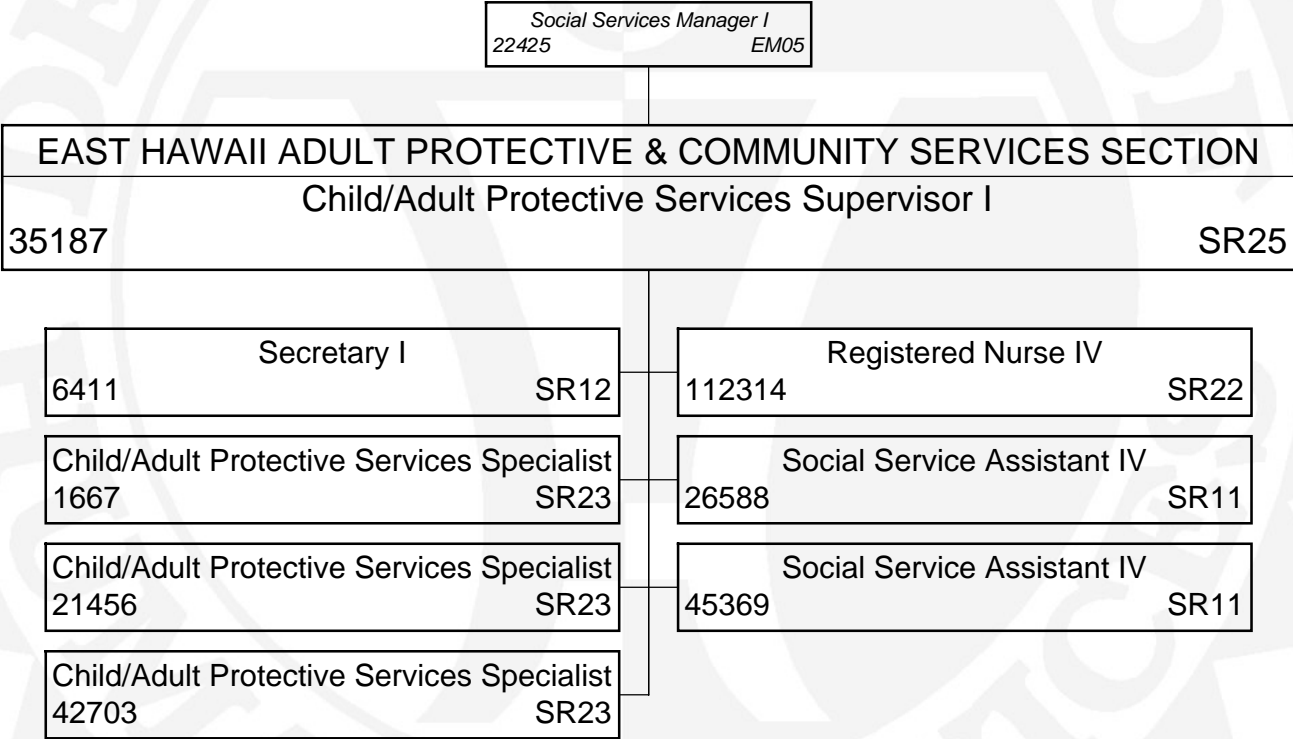
STATE OF HAWAII
 DEPARTMENT OF HUMAN SERVICES
 SOCIAL SERVICES DIVISION
 ADULT PROTECTIVE AND COMMUNITY SERVICES BRANCH
 RESPITE COMPANION PROGRAM OFFICE

POSITION ORGANIZATION CHART
 JUNE 30, 2015



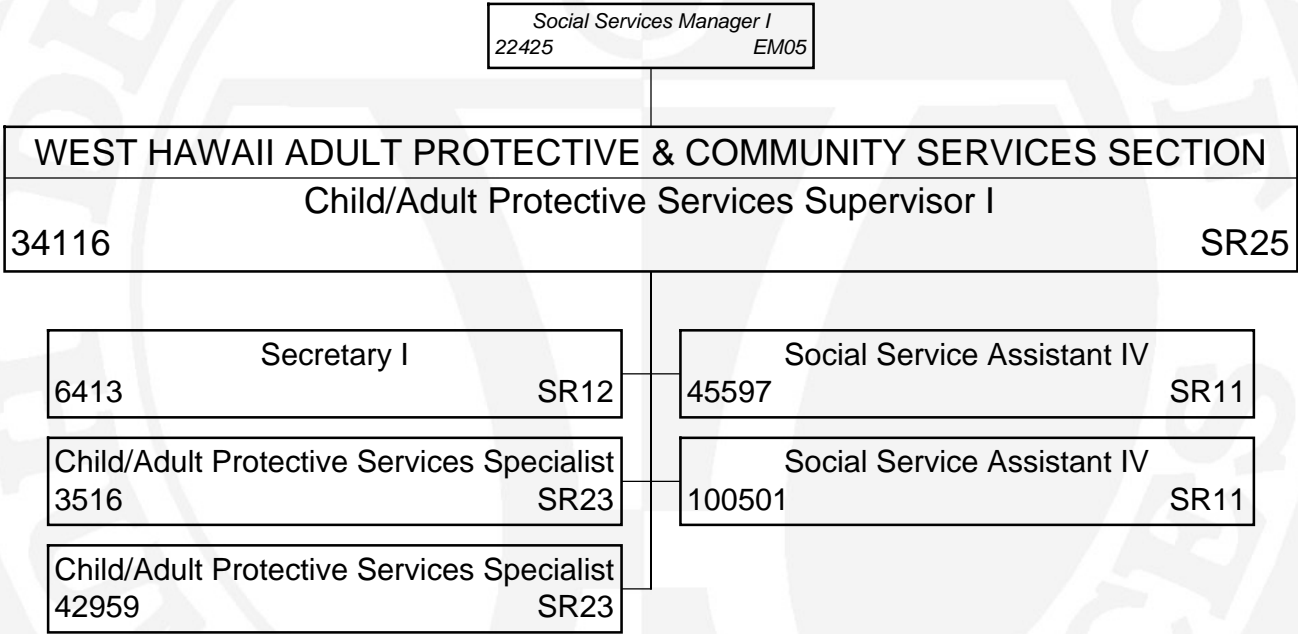
STATE OF HAWAII
DEPARTMENT OF HUMAN SERVICES
SOCIAL SERVICES DIVISION
ADULT PROTECTIVE AND COMMUNITY SERVICES BRANCH
EAST HAWAII ADULT PROTECTIVE
AND COMMUNITY SERVICES SECTION

POSITION ORGANIZATION CHART
JUNE 30, 2015



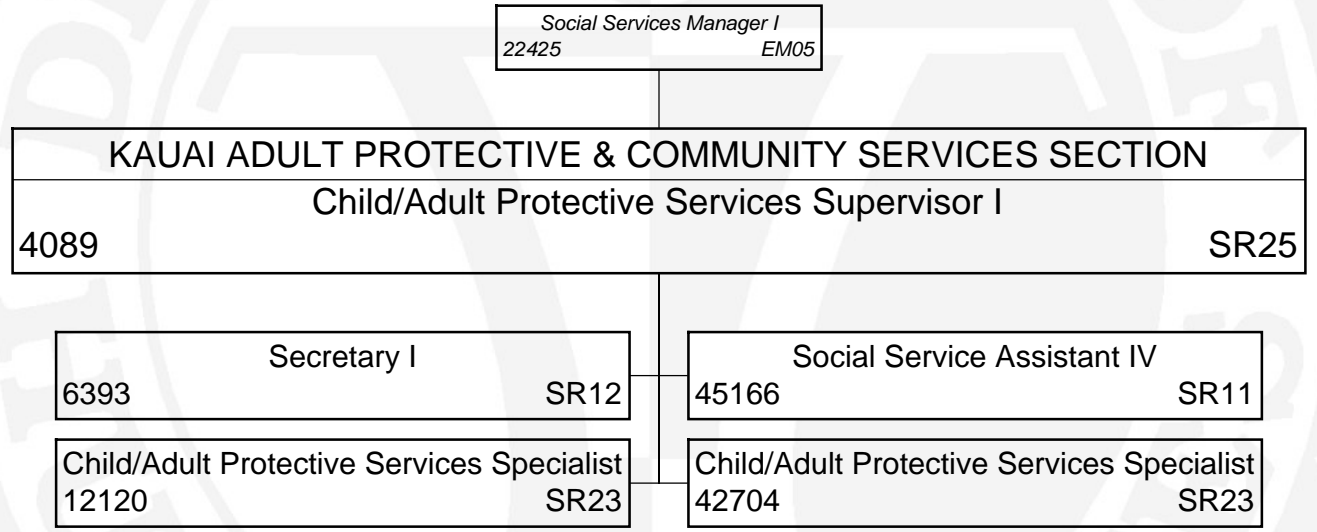
STATE OF HAWAII
DEPARTMENT OF HUMAN SERVICES
SOCIAL SERVICES DIVISION
ADULT PROTECTIVE AND COMMUNITY SERVICES BRANCH
WEST HAWAII ADULT PROTECTIVE
AND COMMUNITY SERVICES SECTION

POSITION ORGANIZATION CHART
JUNE 30, 2015



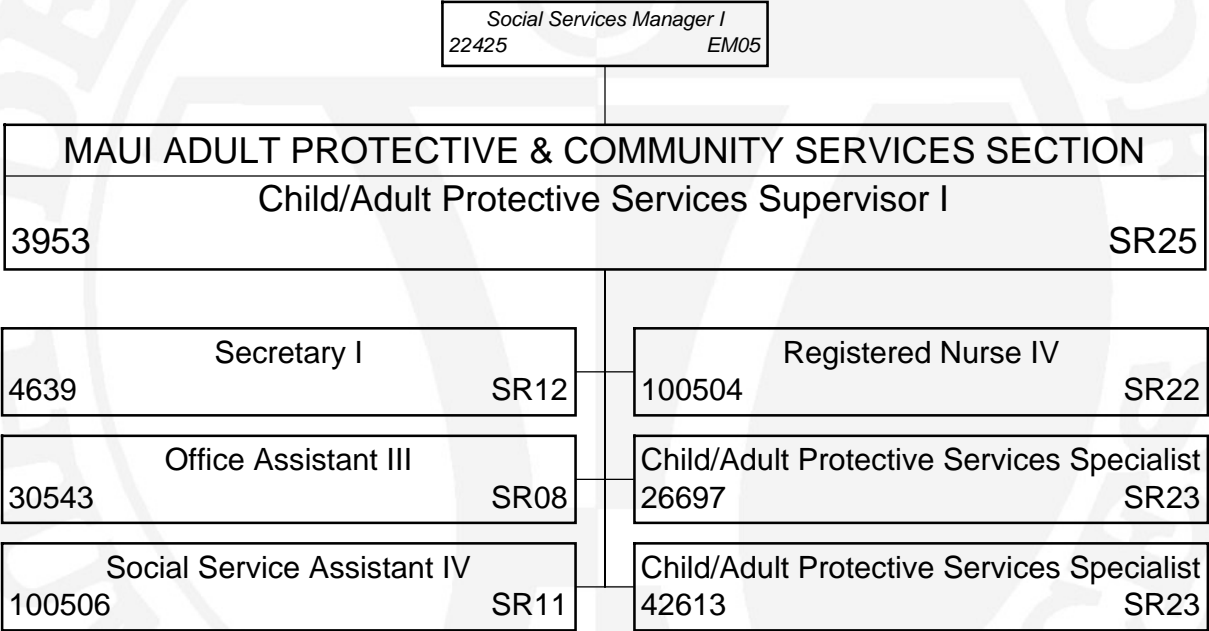
STATE OF HAWAII
DEPARTMENT OF HUMAN SERVICES
SOCIAL SERVICES DIVISION
ADULT PROTECTIVE AND COMMUNITY SERVICES BRANCH
KAUAI ADULT PROTECTIVE
AND COMMUNITY SERVICES SECTION

POSITION ORGANIZATION CHART
JUNE 30, 2015



STATE OF HAWAII
 DEPARTMENT OF HUMAN SERVICES
 SOCIAL SERVICES DIVISION
 ADULT PROTECTIVE AND COMMUNITY SERVICES BRANCH
 MAUI ADULT PROTECTIVE
 AND COMMUNITY SERVICES SECTION

POSITION ORGANIZATION CHART
 JUNE 30, 2015



Social Services Manager I
22425 EM05

OAHU ADULT PROTECTIVE & COMMUNITY SERVICES SECTION
Child/Adult Protective Services Supervisor II
45244 SR27

Office Assistant III
37876 SR08

OAHU ADULT INTAKE UNIT
Child/Adult Protective Services Supervisor I
40745 SR25

OAHU ADULT PROTECTIVE & COMMUNITY SERVICES UNIT 1
Child/Adult Protective Services Supervisor I
46753 SR25

OAHU ADULT PROTECTIVE & COMMUNITY SERVICES UNIT 2
Child/Adult Protective Services Supervisor I
6332 SR25

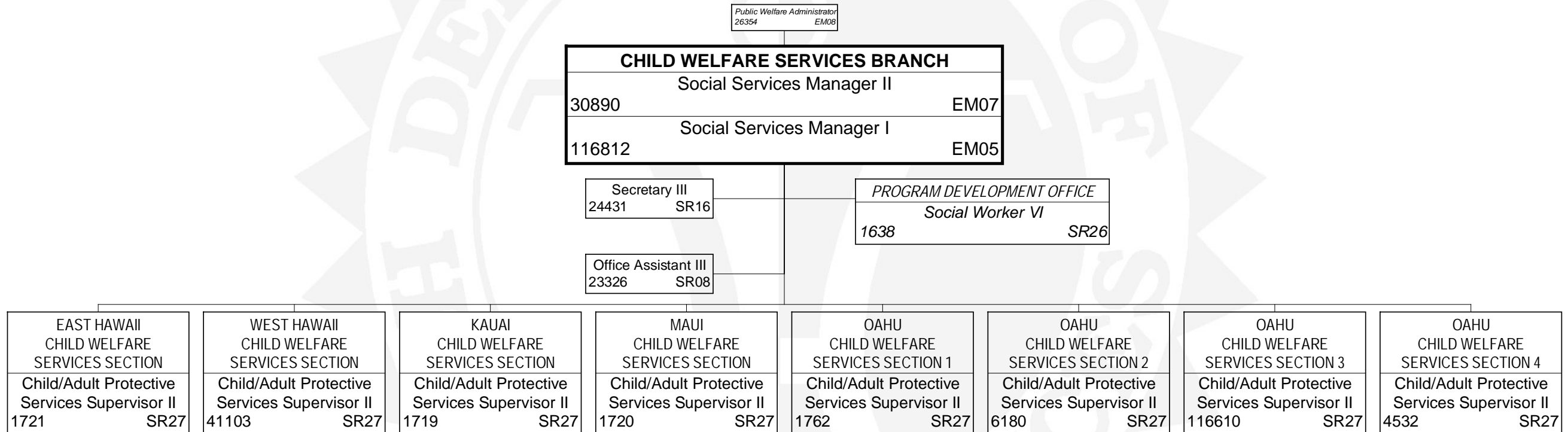
- 3779 Secretary I SR12
- 22907 Office Assistant III SR08
- Child/Adult Protective Services Specialist 1701 SR23
- Child/Adult Protective Services Specialist 17694 SR23
- Child/Adult Protective Services Specialist 100459 SR23
- Child/Adult Protective Services Specialist 100505 SR23
- Human Services Professional III 113211 SR20
- Human Services Professional III 113210 SR20
- Social Service Assistant IV 113209 SR11

- 46754 Secretary I SR12
- 45165 Office Assistant III SR08
- Child/Adult Protective Services Specialist 1687 SR23
- Child/Adult Protective Services Specialist 26711 SR23
- Child/Adult Protective Services Specialist 40708 SR23
- Child/Adult Protective Services Specialist 45168 SR23
- Child/Adult Protective Services Specialist 45169 SR23
- Registered Nurse IV 34032 SR22
- Auditor III 101628 SR20
- Social Service Assistant IV 40695 SR11
- Social Service Assistant IV 45167 SR11

- 14124 Secretary I SR12
- 28365 Office Assistant III SR08
- Child/Adult Protective Services Specialist 1654 SR23
- Child/Adult Protective Services Specialist 17391 SR23
- Child/Adult Protective Services Specialist 26713 SR23
- Registered Nurse IV 112312 SR22
- Social Worker III 26709 SR20
- Social Service Assistant IV 22287 SR11
- Social Service Assistant IV 100461 SR11

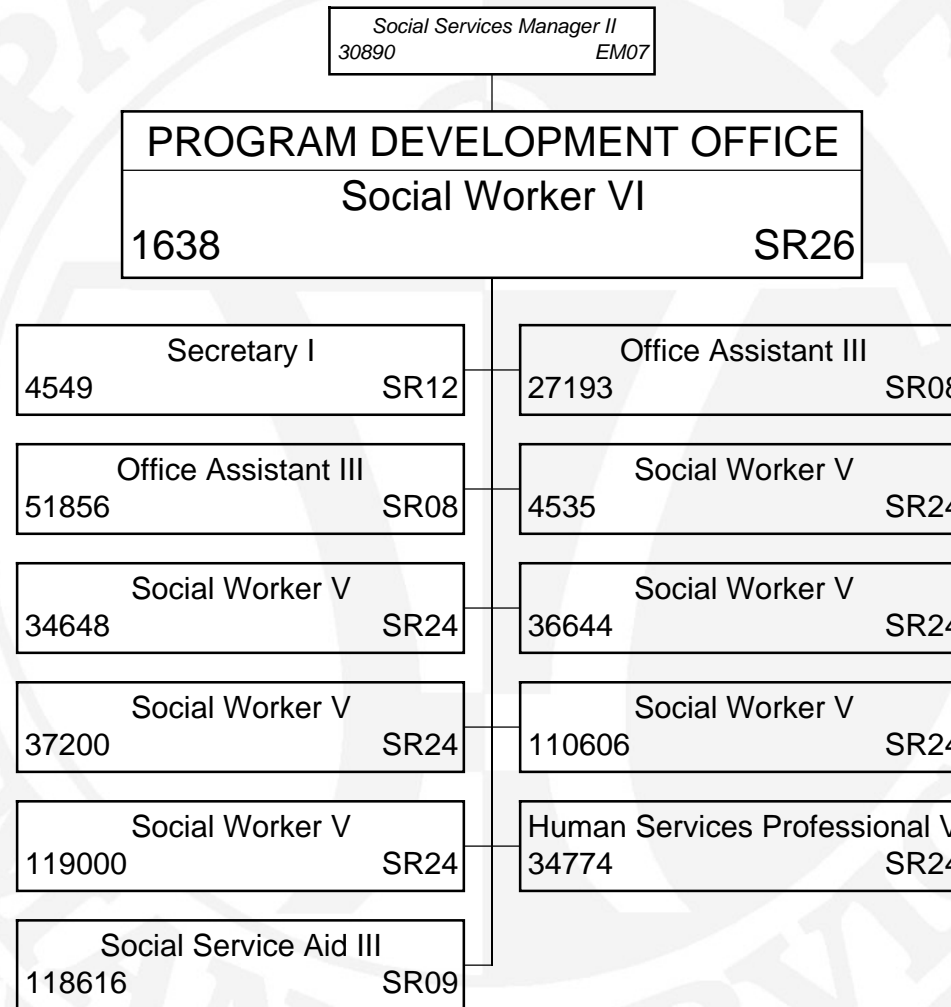
STATE OF HAWAII
 DEPARTMENT OF HUMAN SERVICES
 SOCIAL SERVICES DIVISION
 CHILD WELFARE SERVICES BRANCH

POSITION ORGANIZATION CHART
 JUNE 30, 2015



STATE OF HAWAII
DEPARTMENT OF HUMAN SERVICES
SOCIAL SERVICES DIVISION
CHILD WELFARE SERVICES BRANCH
PROGRAM DEVELOPMENT OFFICE

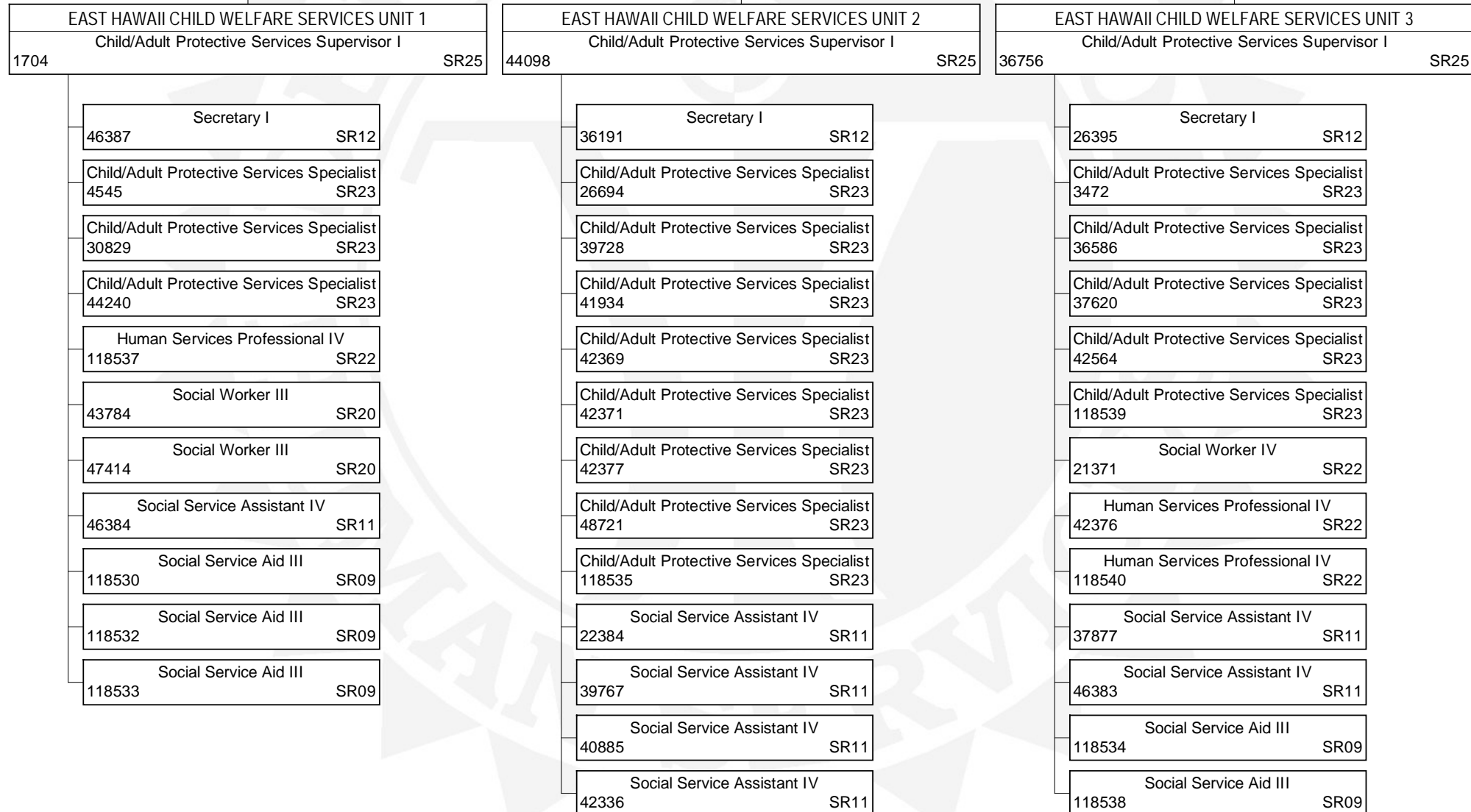
POSITION ORGANIZATION CHART
JUNE 30, 2015



Social Services Manager II
30890 EM07

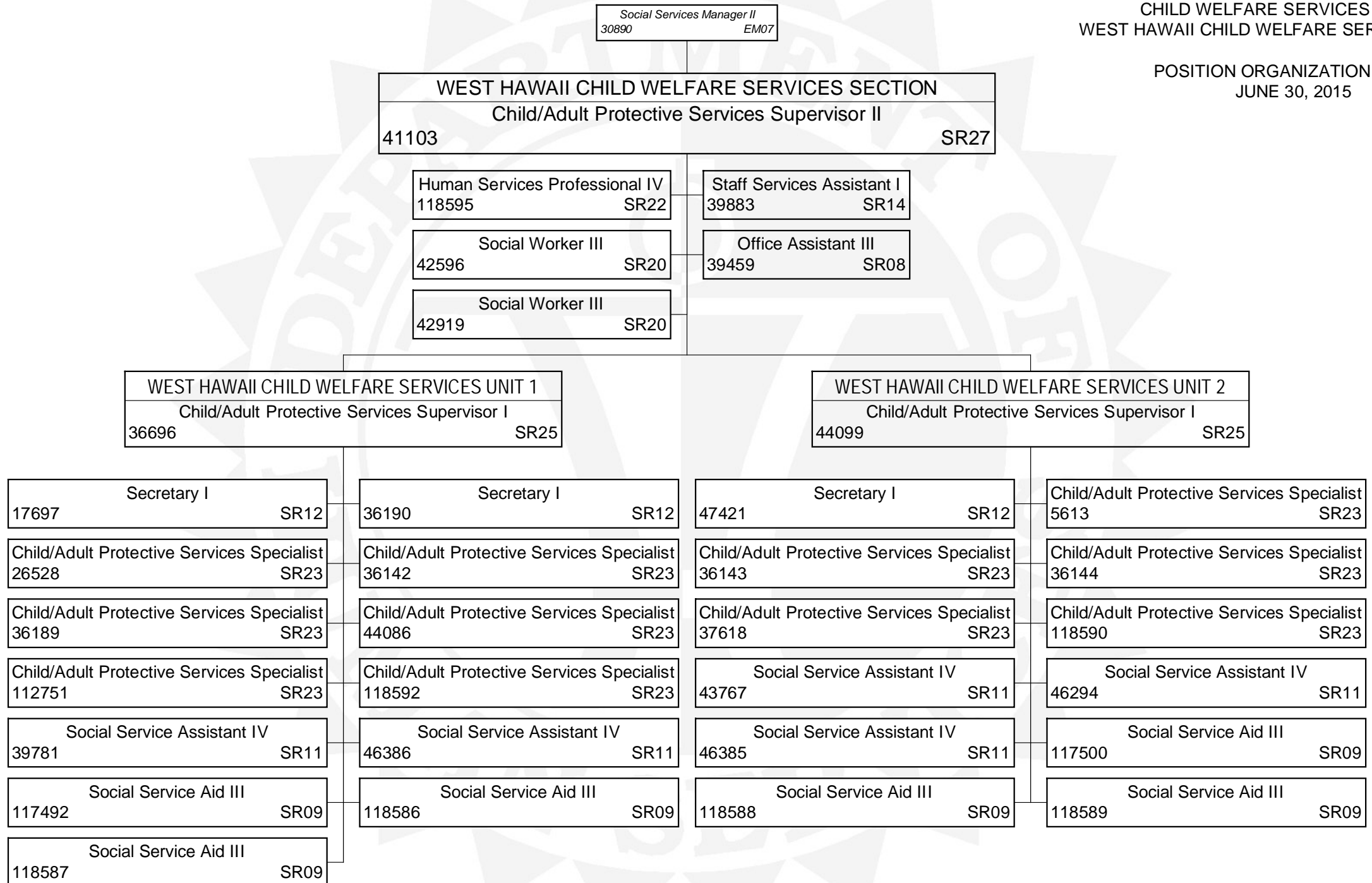
EAST HAWAII CHILD WELFARE SERVICES SECTION
Child/Adult Protective Services Supervisor II
1721 SR27

Staff Services Assistant I
46912 SR14



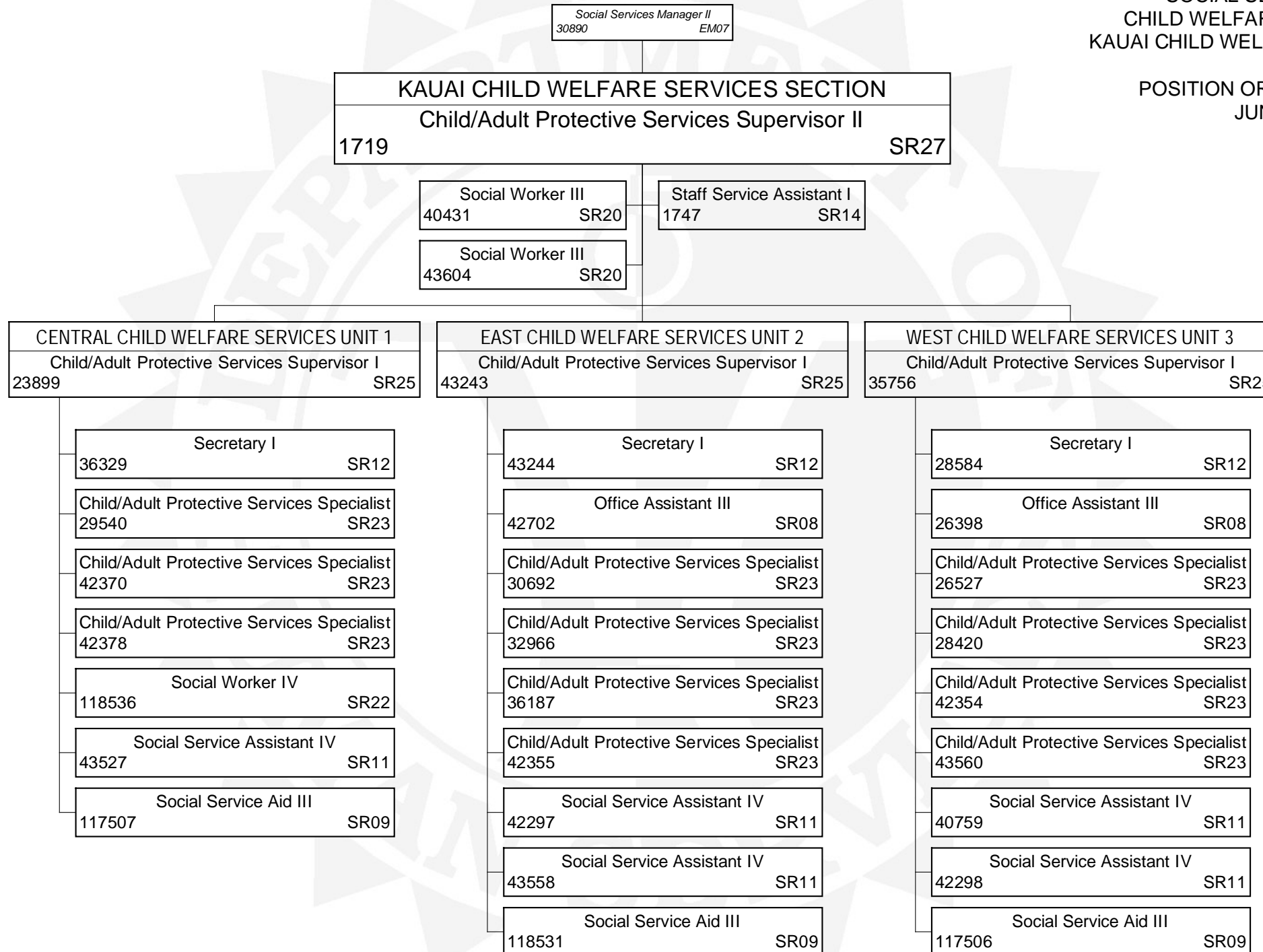
STATE OF HAWAII
 DEPARTMENT OF HUMAN SERVICES
 SOCIAL SERVICES DIVISION
 CHILD WELFARE SERVICES BRANCH
 WEST HAWAII CHILD WELFARE SERVICES SECTION

POSITION ORGANIZATION CHART
 JUNE 30, 2015



STATE OF HAWAII
DEPARTMENT OF HUMAN SERVICES
SOCIAL SERVICES DIVISION
CHILD WELFARE SERVICES BRANCH
KAUAI CHILD WELFARE SERVICES SECTION

POSITION ORGANIZATION CHART
JUNE 30, 2015



STATE OF HAWAII
 DEPARTMENT OF HUMAN SERVICES
 SOCIAL SERVICES DIVISION
 CHILD WELFARE SERVICES BRANCH
 MAUI CHILD WELFARE SERVICES SECTION

POSITION ORGANIZATION CHART
 JUNE 30, 2015

Social Services Manager II
 30890 EM07

MAUI CHILD WELFARE SERVICES SECTION
 Child/Adult Protective Services Supervisor II
 1720 SR27

Human Services Professional IV
 118543 SR22

Staff Services Assistant I
 1746 SR14

Social Worker III
 43854 SR20

Office Assistant III
 46328 SR08

Human Services Professional III
 42372 SR20

MAUI EAST CHILD WELFARE SERVICES UNIT 1
 Child/Adult Protective Services Supervisor I
 36414 SR25

MAUI WEST CHILD WELFARE SERVICES UNIT 2
 Child/Adult Protective Services Supervisor I
 36695 SR25

MOLOKAI/LANAI CHILD WELFARE SERVICES UNIT
 Child/Adult Protective Services Supervisor I
 6580 SR25

42788 Secretary I SR12

32282 Child/Adult Protective Services Specialist SR23

36415 Child/Adult Protective Services Specialist SR23

42368 Child/Adult Protective Services Specialist SR23

42599 Child/Adult Protective Services Specialist SR23

42338 Social Service Assistant IV SR11

45055 Social Service Aid III SR09

46327 Office Assistant III SR08

34398 Child/Adult Protective Services Specialist SR23

42366 Child/Adult Protective Services Specialist SR23

42375 Child/Adult Protective Services Specialist SR23

31638 Social Service Assistant IV SR11

35703 Social Service Aid III SR09

118541 Social Service Aid III SR09

36944 Secretary I SR12

35725 Office Assistant III SR08

1715 Child/Adult Protective Services Specialist SR23

26768 Child/Adult Protective Services Specialist SR23

42374 Child/Adult Protective Services Specialist SR23

42597 Social Worker IV SR22

44562 Social Service Aid III SR09

118542 Social Service Aid III SR09

46326 Secretary I SR12

39419 Office Assistant III SR08

3471 Child/Adult Protective Services Specialist SR23

35691 Child/Adult Protective Services Specialist SR23

42595 Child/Adult Protective Services Specialist SR23

40887 Social Service Assistant IV SR11

117504 Social Service Aid III SR09

35282 Secretary I SR12

40742 Social Worker IV SR22

41031 Social Service Assistant IV SR11

36354 Social Service Aid III SR09

LANAI SUB-UNIT
 7706 Child/Adult Protective Services Specialist SR23

42671 Social Service Aid III SR09

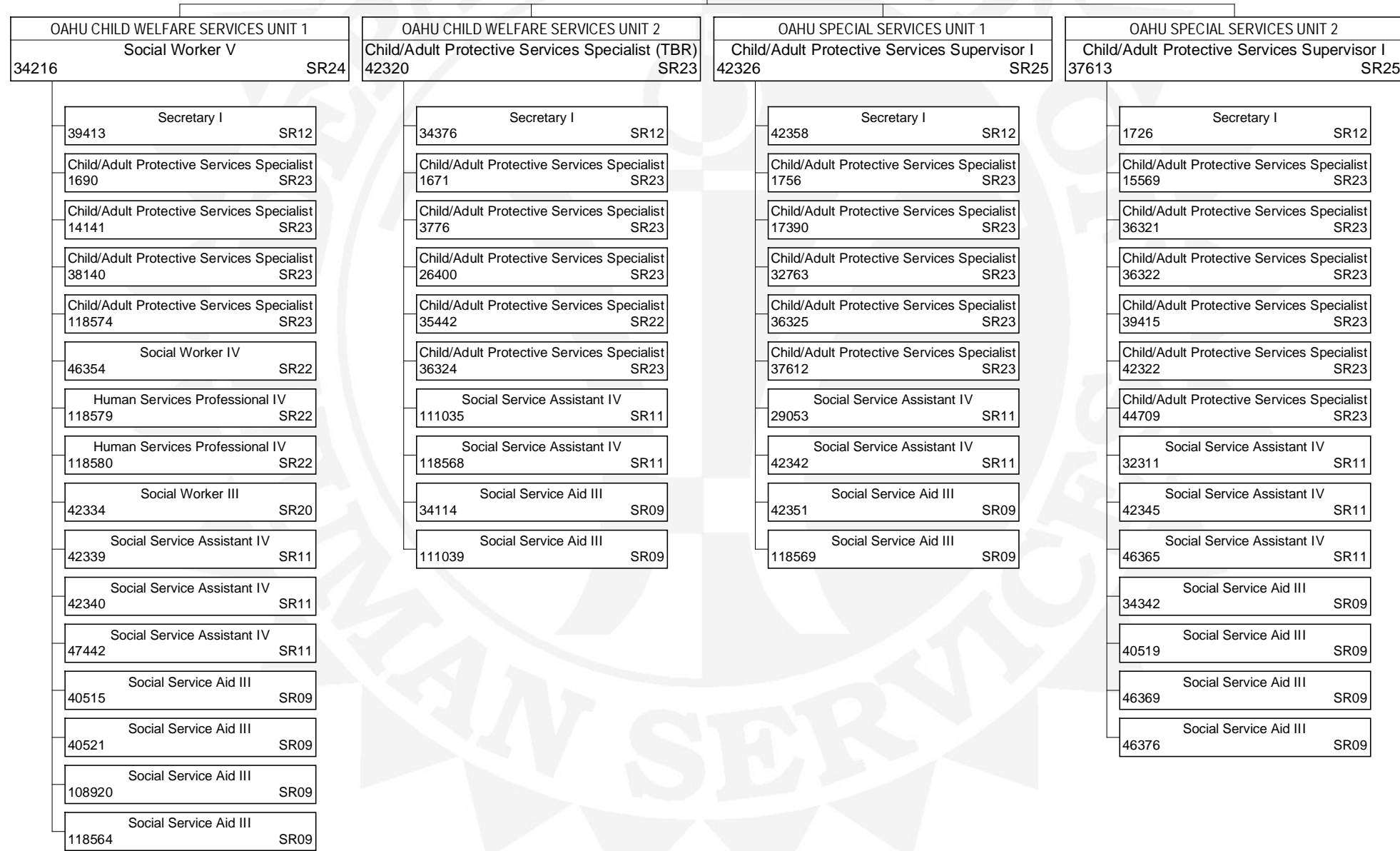
STATE OF HAWAII
 DEPARTMENT OF HUMAN SERVICES
 SOCIAL SERVICES DIVISION
 CHILD WELFARE SERVICES BRANCH
 OAHU CHILD WELFARE SERVICES SECTION 1

POSITION ORGANIZATION CHART
 JUNE 30, 2015

Social Services Manager II
 30890 EM07

OAHU CHILD WELFARE SERVICES SECTION 1
 Child/Adult Protective Services Supervisor II
 1762 SR27

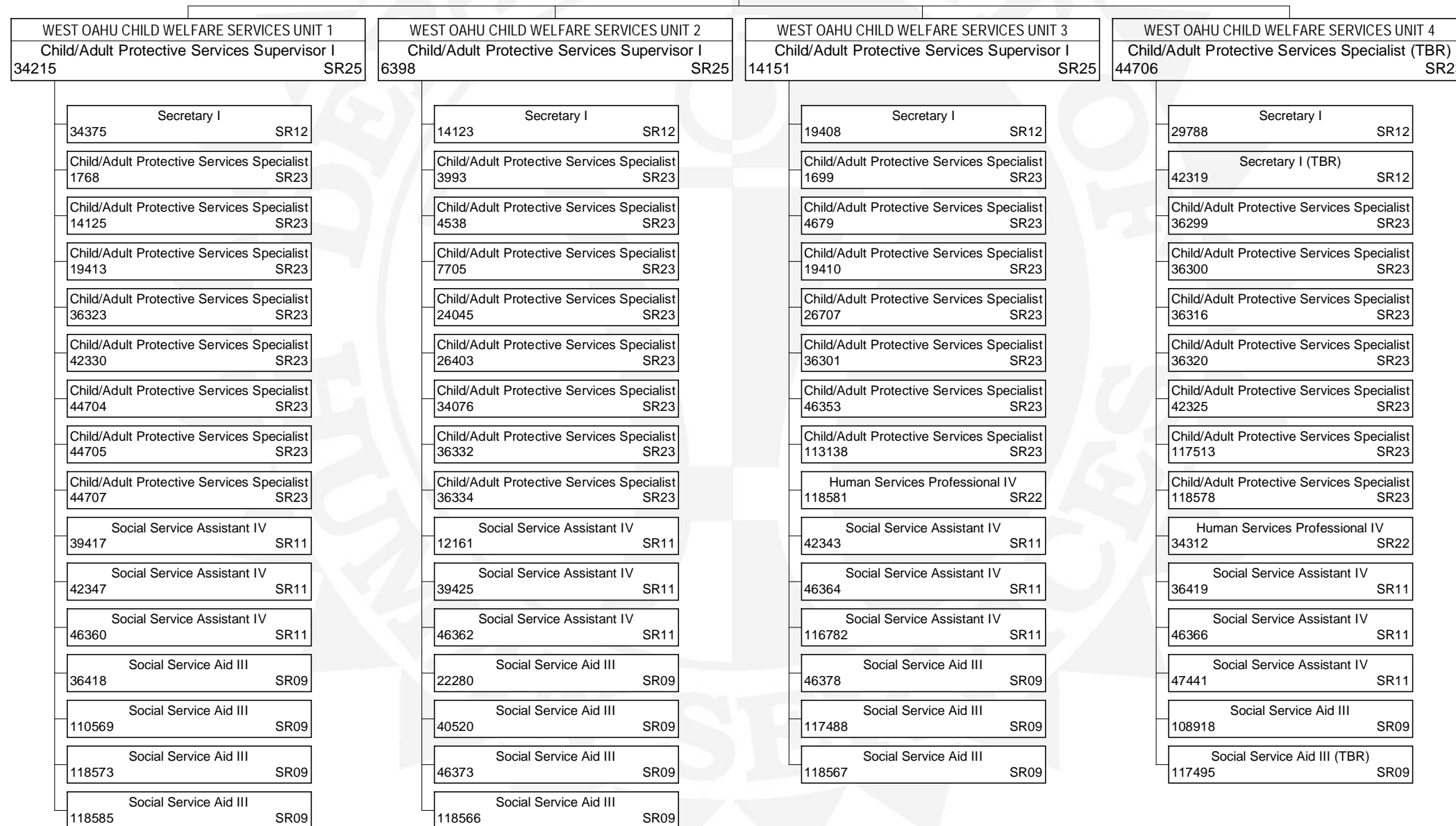
Secretary II
 1730 SR14



Social Services Manager II
30890 EM07

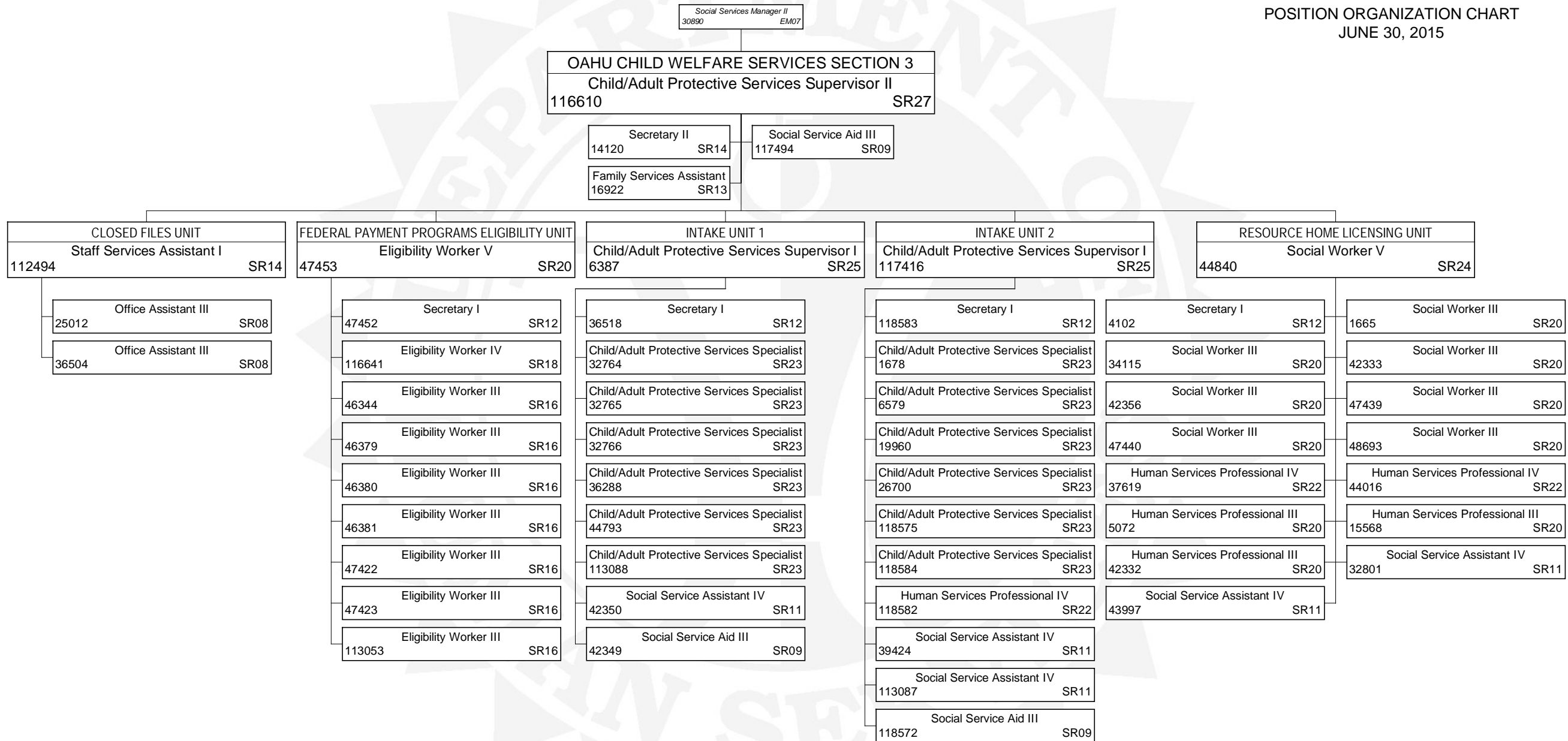
OAHU CHILD WELFARE SERVICES SECTION 2
Child/Adult Protective Services Supervisor II
6180 SR27

Secretary II
43530 SR14



STATE OF HAWAII
 DEPARTMENT OF HUMAN SERVICES
 SOCIAL SERVICES DIVISION
 CHILD WELFARE SERVICES BRANCH
 OAHU CHILD WELFARE SERVICES SECTION 3

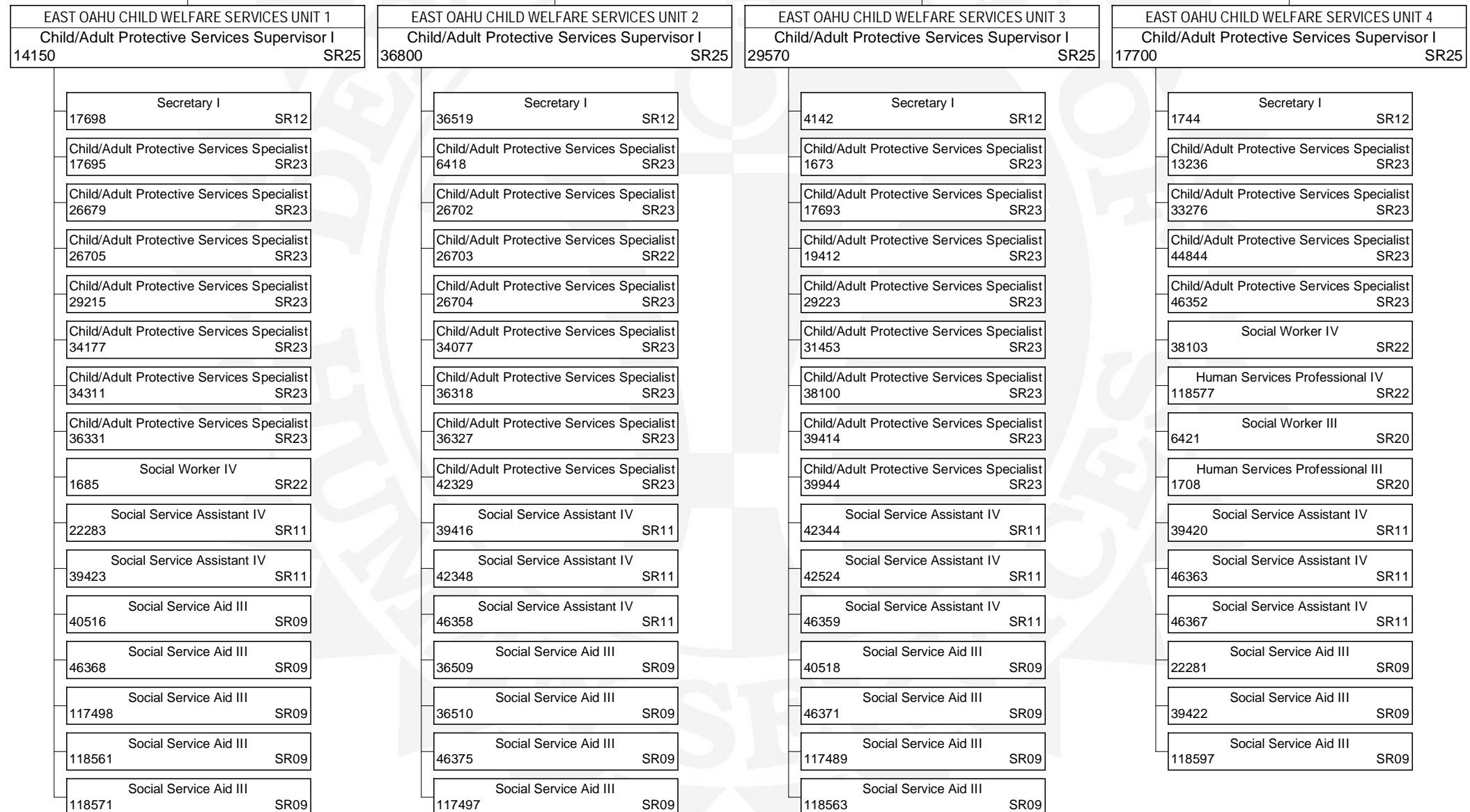
POSITION ORGANIZATION CHART
 JUNE 30, 2015



Social Services Manager II
30890 EM07

OAHU CHILD WELFARE SERVICES SECTION 4
Child/Adult Protective Services Supervisor II
4532 SR27

Secretary II
46377 SR14



DIVISION OF VOCATIONAL REHABILITATION

Responsible to the Director of Human Services for the administration of programs of vocational rehabilitation, independent living rehabilitation, services for the blind, and disability determination, as provided in federal and state statutes, regulations, policies, and agreement between the state and federal governments.

1. Plans, organizes, directs, coordinates, and controls general operations of the division, including personnel matters, fiscal management, and administrative housekeeping activities.
2. Directs the development and formulation of rules, policies, procedures and standards governing programs; conduct public hearings for their adoption.
3. Directs the development of the federal program and financial plan for vocational rehabilitation, independent living rehabilitation, and disability determination, and the biennial and supplemental state operating and capital improvement budgets and justification.
4. Directs the development of applications for or the assistance to government and community agencies to obtain available special federal projects funds; directs the monitoring of projects, and reports on results of such projects to the federal government.
5. Directs the development of legislation and justification and assists with appropriate relationships and testimonies to assure enactment.
6. Directs the development of annual expenditure and operational work plans and activities of all organizational components of the division, including standards and procedures of performances and services.
7. Develops, promotes, and maintains internal and external relationships to facilitate operations and maximize resources.
8. Directs the development and administration of contracts and agreements with state, county, and community agencies.
9. Conducts administrative reviews on consumer and employee complaints.

STAFF SERVICES OFFICE

Responsible for providing support services to the Vocational Rehabilitation Administrator.

1. Assists in the development of program planning as contained in the federal regulations and directives, and for maintaining and assisting in the implementation of the state plans for Vocational Rehabilitation (VR) and Independent Living Rehabilitation Services.
2. Assists in the development of the Federal Program and Financial Plan for Vocational Rehabilitation and Independent Living Rehabilitation and the Biennial and Supplemental State Operating and CIP budgets requests.
3. Coordinates, prepares, and maintains the division's federal and state program and financial reporting requirements.
4. Develops a comprehensive community rehabilitation program plan, setting of standards, effective utilization, contract negotiation, approval of applications for federal grants for construction programs and staffing.
5. Assists in the development and maintenance of the division's Expenditure Plan and allotment of funds to branches, and monitors expenditure of division funds.
6. Evaluates, plans, develops and implements the division's Staff Development Program.
7. Assists in the development and reviews of standards, techniques and procedures governing the quality and quantity of vocational rehabilitation, independent living rehabilitation, and other services provided persons with disabilities throughout the state.
8. Develops and maintains a system of program and financial audit and monitoring of all VR programs including special projects.
9. Assists in the development or revision of standards, techniques and procedures to increase effectiveness of operations.
10. Develops, writes, and maintains program manuals to carry out activities of the division.

STAFF SERVICES OFFICE (Cont'd)

11. Develops and updates inter-agency relationships and agreements.
12. Inputs via teleprocessing terminal all program data into computer.
13. Develops division forms and maintains a central supply of such forms for distribution as required.
14. Develops and maintains inventory control of the division's client equipment.
15. Assumes the full administrative responsibilities of the division whenever the Administrator is not available.
16. Provides technical assistance and information to the various state departments in addressing their responsibilities of reasonable accommodation.

Independent Living Program Staff

This program is responsible to the Vocational Rehabilitation Assistant Administrator for providing independent living rehabilitation services on a statewide basis to assist eligible persons with severe physical or mental disabilities in functioning more independently in the family or community.

1. Establishes and maintains cooperative relationships with individuals and organizations throughout the state to secure appropriate referrals and to develop, enhance delivery of, and advocate for services needed by clients.
2. Determines and certifies eligibility or ineligibility of disabled applicants for independent living rehabilitation services.
3. Develops individualized written rehabilitation program of services for eligible clients and provides services accordingly to assist them in functioning more independently in the family or community.
4. Manages casework and caseload responsibilities to assure accomplishment of planned work performance quality and quantity objectives.
5. Maintains and upgrades work skills through participation in staff development and training to meet job expectations and to ensure quality of services to clients.

DISABILITY DETERMINATION BRANCH

Responsible for the full development of evidence and for determining for the Social Security Administration, the medical-vocational eligibility of claimants and determining continuing eligibility of beneficiaries for Social Security Disability Insurance and Supplemental Security Income benefits, following Social Security Administration laws and regulations.

Provides overall direction, continuing appraisal and necessary revisions of branch operations in terms of policies, procedures and use of staff in order to carry out program objectives as efficiently and effectively as possible. Compiles annual federal and state budget requests. Interprets federal and state policies and procedures and establishes procedural guidelines for branch operations to carry out these policies and procedures. Coordinates the function of the Medical Consultants and other staff specialist with the functions of line staff to promote harmonious, efficient use of all staff resources in carrying out the program. Provides training for all levels of staff on a continuing basis and measures the effectiveness of staff in achieving the objectives of the program.

Delegates decision-making authority to operational personnel as is appropriate. Responds to request from SSA regarding input and data relating to possible policy and procedural changes. Participates in testing new policies and procedures at the request of Social Security Administration. Maintains on-going, active, cooperative relationships with all Social Security Administration offices in the state and with community resource personnel.

Case Control Office

Responsible for monitoring and maintaining a case information and processing system via local area network using a computer system of hardware and program software through which disability adjudications are processed and for assisting users. Performs intake, case assignment, and closure of all case files via the branch computer system and SSA computer system. Collects and inputs personnel, workload and other data for management and Social Security Administration reports. Prepares and forwards claims files to proper agency.

Quality Assurance Office

Responsible for monitoring and assisting in the full range of branch operations to achieve timely, accurate, efficient and economical disability determinations. Responsible for conducting studies and compilation of statistics for various case types and operations in the branch on a continuing and special basis to evaluate the efficiency of existing procedures in fulfilling Social Security Administration's disability program objectives, assures that determinations are made following proper procedures and policy and to recommend to the branch administrator constructive action. Responsible for communications with various components of SSA regarding policy and accuracy issues. Responsible for performing informal face-to-face evidentiary hearings at the reconsideration level of appeal where termination of disability benefits are reviewed and for providing written summary decision and rationale. Provides consultative services and analysis on complex vocational/medical issues. Coordinates staff training and professional relations activities for the branch. Responsible for maintenance and dissemination of manuals and reference materials for the branch.

Support Services Office

Responsible for providing a wide range of clerical services for the branch, including: making all arrangement for consultative examinations, testing and transportation; maintaining inventory of and ordering supplies and equipment; processing of invoices, purchase orders and appropriate documentation; maintaining fiscal records; opening, recording and distribution of mail; performance of reception and switchboard duties; performing daily follow-ups for medical evidence requests.

Disability Claims Processing Sections 1 And 2

Responsible for making the medical/vocational determination of eligibility and continuing eligibility for the Social Security Administration, following Social Security Administration laws and regulations.

Develops medical, vocational, educational, functional and social evidence in order to determine the severity and duration of the claimant/applicant's disability. Interviews certain claimants, applicants, treating physicians and others to develop evidence concerning their claims and as required by law. Consults with or refers cases to staff Medical Consultants and others as appropriate. Assesses the extent to which functional impairment prevents the individual from performing substantial gainful employment. Establishes date of onset on allowed claims, set medical review dates as appropriate and makes appropriate referrals to other agencies. Completes legal forms, selecting appropriate codes as required on completed claims. Prepares rationales and written notices to claimants.

HAWAII, KAUAI, AND MAUI BRANCHES

Administers the vocational rehabilitation program for persons with physical and mental disabilities including persons who are blind, and provides general services for persons who are blind and visually impaired, on their islands.

1. Plans, organizes, directs, coordinates and controls the branch operations including personnel matters and administrative housekeeping activities.
2. Plans, develops, and implements the annual operational work plan of the branch including standards of performance and services.
3. Plans and evaluates the provision of services based on the work plan and develops and executes corrective measures if indicated.
4. Plans, develops and monitors the annual expenditure plan of the branch.
5. Provides vocational rehabilitation services to all eligible persons with disabilities in the branch, services to persons with blindness and visual impairments, and assists the Services for the Blind Branch in administering the vending facility program in the branch.
6. Develops, promotes, and maintains external relationships with individuals, community agencies and employers, to maximize appropriate referrals of disabled persons, to enhance services to clients, and to promote employment opportunities for clients.
7. Develops and administers contracts with community agencies.
8. Develops applications for or assists government/community agencies in obtaining special project fund.

Kona And Molokai Sections

These sections are responsible to the Hawaii and Maui Branch Administrators, respectively, to provide vocational rehabilitation services to general caseload of disabled clients in Kona, Molokai, and Lanai.

1. Establishes and maintains effective relationships with individuals, community agencies and employees for case finding and referral development, for enhancing services to clients, and to promote employment opportunities for agency clients.
2. Determines and certifies eligibility or ineligibility of disabled applicants for vocational rehabilitation services.
3. Develops individualized written rehabilitation programs of services for eligible clients and provide services in accordance with the individualized program plans to assist them in achieving successful employment.
4. Manages casework skills through participation in staff development and training to meet job expectations and to ensure quality of services to clients.
5. Maintains and upgrades work skills through participation in staff development and training to meet job expectations and to ensure quality of services to clients.

OAHU BRANCH

Administers the vocational rehabilitation program on Oahu for persons with mental and physical disabilities, except the blind.

1. Plans, organizes, directs, coordinates and controls the branch operations including personnel matters and administrative housekeeping activities.
2. Plans, develops, and implements the annual operational work plan of the branch including standards of performance and services.
3. Plans and evaluates the provision of services based on the work plan and develops and executes corrective measures if indicated.
4. Plans, develops, and monitors the annual expenditure plan of the branch.
5. Coordinates the provision of vocational rehabilitation services to all eligible persons with disabilities in the branch which includes vocational evaluation, treatment training, counseling and guidance, employer relations, job development, job readiness, job placement and follow-up services.
6. Plans, develops, coordinates, and evaluates the conduct of effective working relationships with individuals, community agencies, and employers to maximize appropriate referrals of persons with disabilities, to enhance services to clients, and to promote employment opportunities for clients.
7. Develops and administers contracts with community agencies.
8. Develops and maintains a central registry of job opportunities and central registry of clients ready for employment to match job ready clients with appropriate jobs.

Central, East, Metro, Services for the Deaf, West And Windward Sections

These sections are responsible to the Oahu Branch Administrator to provide vocational rehabilitation services to general caseload of disabled clients on Oahu.

The Services for the Deaf Section is responsible to the Oahu Branch Administration to provide vocational rehabilitation services to specialized caseloads of individuals who are deaf or hard of hearing on Oahu.

1. Establishes and maintains effective relationships with individuals, community agencies and employers for case finding and referral development, for enhancing services to clients, and to promote employment opportunities for agency clients.
2. Determines and certifies eligibility or ineligibility of disabled applicants for vocational rehabilitation services.
3. Develops individualized written rehabilitation programs of services for eligible clients and provides services in accordance with the individualized program plans to assist them in achieving successful employment.
4. Manages casework skills through participation in staff development and training to meet job expectations and to ensure quality of services to clients.
5. Maintains and upgrades work skills through participation in staff development and training to meet job expectations and to ensure quality of services to clients.

SERVICES FOR THE BLIND BRANCH

Administers the vocational rehabilitation services program and a wide-range of specialized services for persons who are blind, visually impaired, or deaf-blind, to assist the maximum number of possible in preparing for, securing, retaining, or regaining employment consistent with their strengths, resources, priorities, concerns, abilities, capabilities, interests, and informed choice, and/or in functioning more independently in the home and community.

Adjustment Section

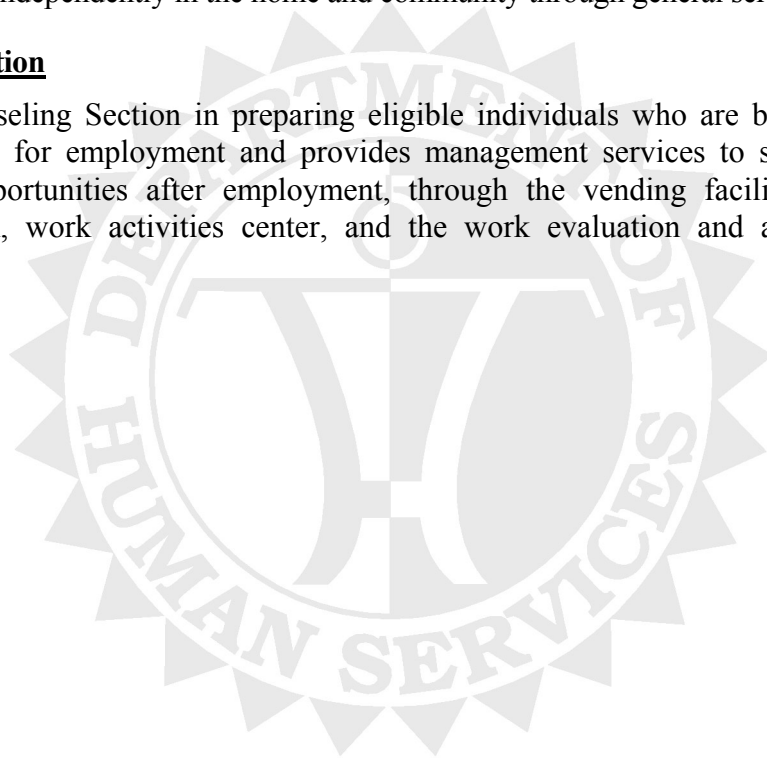
Receives referrals from the Counseling Section and provides personal-social adjustment and prevocational evaluation and training services in communication, activities of daily living, orientation and mobility, home management, personal management, manual arts, social, recreational, physical conditioning, to assist eligible individuals who are blind, deaf-blind, or visually impaired, in preparing for, securing, retaining or regaining employment, and/or in functioning more independently in the home and community.

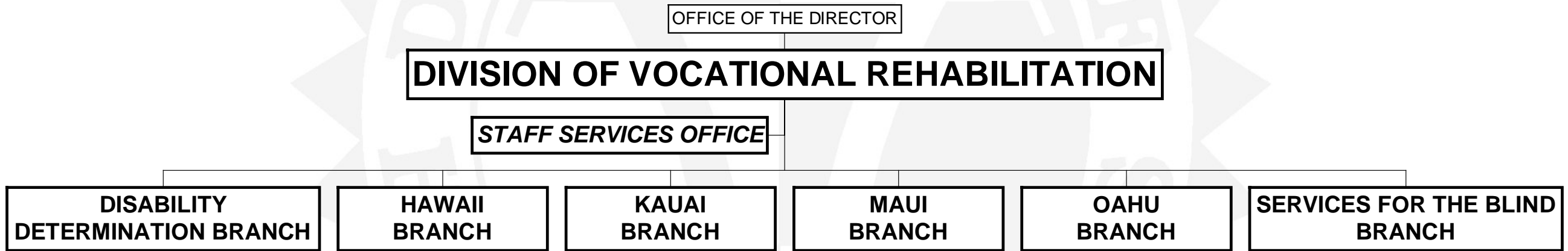
Counseling Section

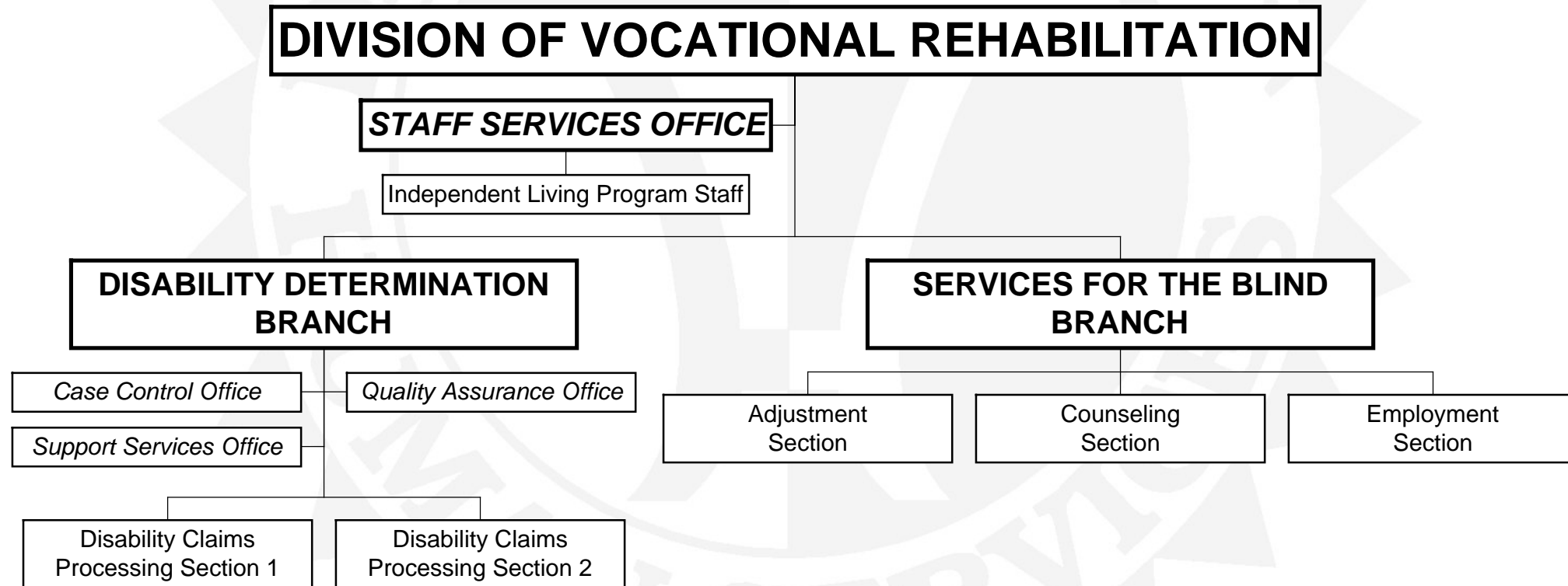
Assists eligible individuals who are blind, deaf-blind, or visually impaired in preparing for, securing, retaining, or regaining employment through the provision of vocational rehabilitation services or in functioning more independently in the home and community through general services for the blind.

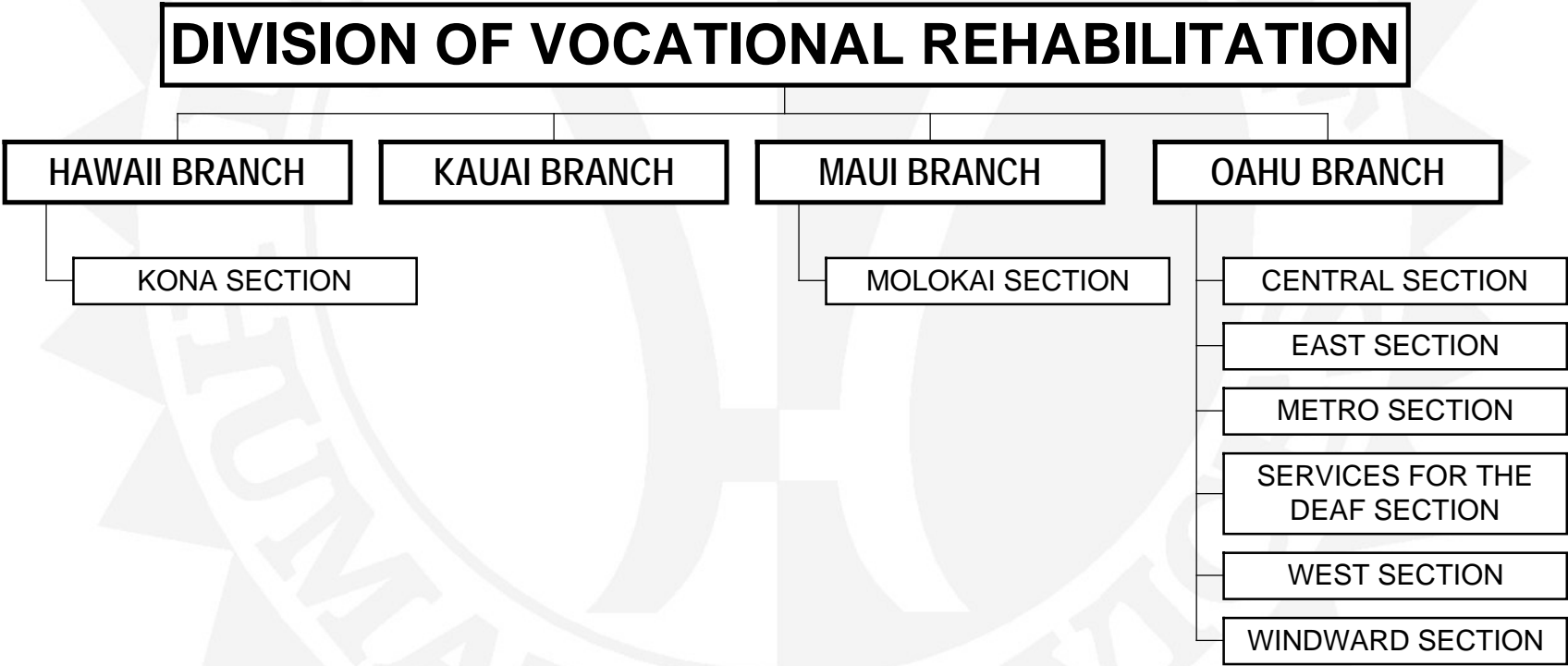
Employment Section

Assists the Counseling Section in preparing eligible individuals who are blind, deaf-blind, or visually impaired for employment and provides management services to sustain, improve or enlarge their opportunities after employment, through the vending facility program, home industry program, work activities center, and the work evaluation and adjustment training program.









Dir
100128 SRNA

DIVISION OF VOCATIONAL REHABILITATION
Vocational Rehabilitation Administrator
15665 EM08

Secretary IV
3424 SR18

STAFF SERVICES OFFICE
Vocational Rehabilitation Assistant Administrator
22667 EM05

**DISABILITY DETERMINATION
BRANCH**
Disability Claims Specialist VI
4325 SR26

HAWAII BRANCH
Vocational Rehabilitation Manager I
4326 SR24

KAUAI BRANCH
Vocational Rehabilitation Manager I
3455 SR24

MAUI BRANCH
Vocational Rehabilitation Manager I
12558 SR24

OAHU BRANCH
Vocational Rehabilitation Manager II
12557 EM03

**SERVICES FOR THE BLIND
BRANCH**
Vocational Rehabilitation Manager II
5572 EM03

Vocational Rehabilitation Administrator
15665 EM08

STAFF SERVICES OFFICE
Vocational Rehabilitation Assistant Administrator
22667 EM05

Secretary III
22668 SR16

Office Assistant III
120738 SR08

Independent Living Program Staff

Office Assistant III
14718 SR08

Vocational Rehabilitation Specialist V
15947 SR24

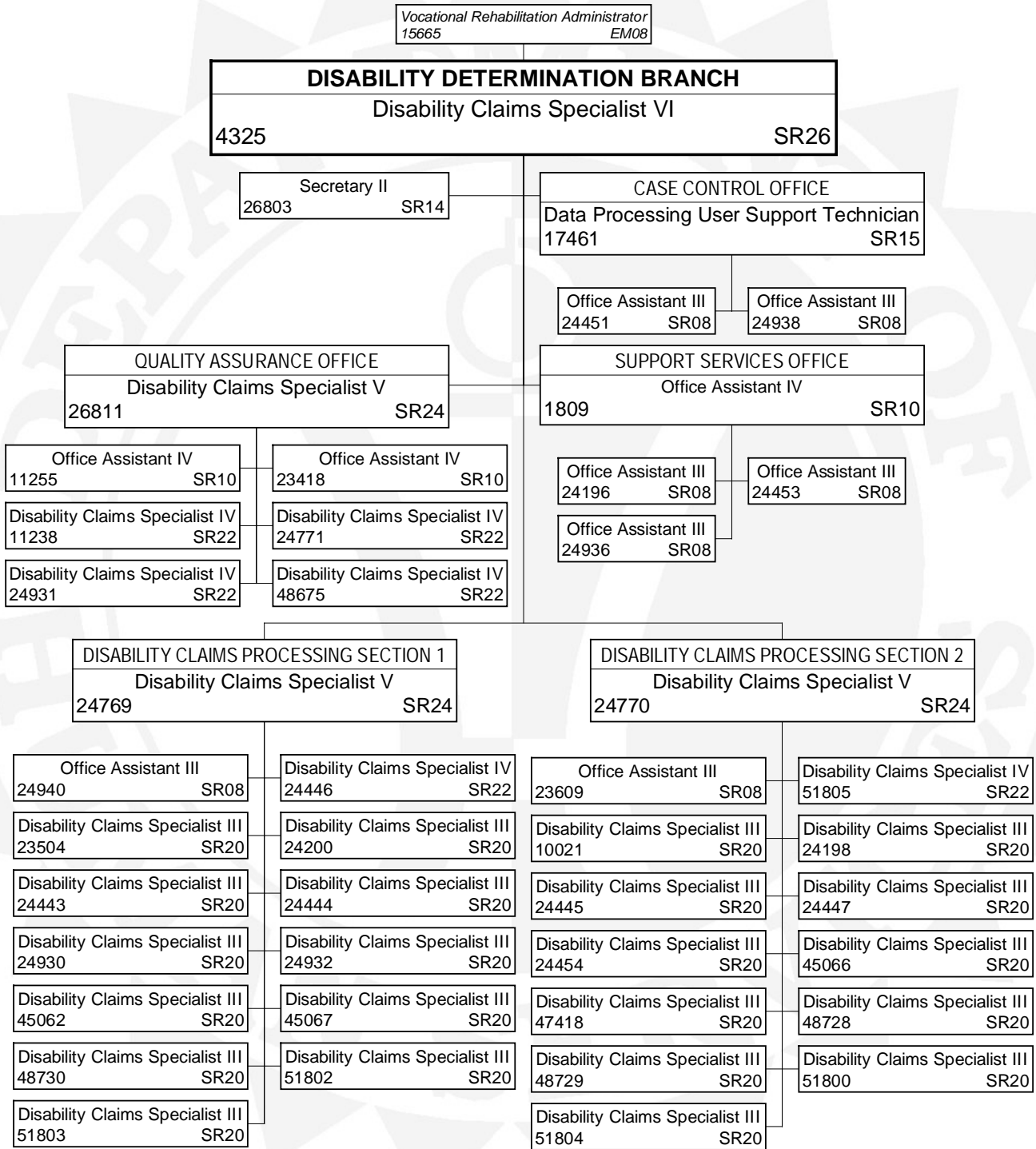
Vocational Rehabilitation Specialist V
22666 SR24

Vocational Rehabilitation Specialist V
51838 SR24

Vocational Rehabilitation Specialist V
22391 SR24

Vocational Rehabilitation Specialist V
28207 SR24

Vocational Rehabilitation Specialist IV
118947 SR22



Vocational Rehabilitation Administrator
15665 EM08

HAWAII BRANCH
Vocational Rehabilitation Manager I
4326 SR24

Secretary II
4327 SR14

Office Assistant III
120668 SR08

Vocational Rehabilitation Specialist IV
12554 SR22

Vocational Rehabilitation Specialist III
12610 SR20

Vocational Rehabilitation Specialist III
14578 SR20

Vocational Rehabilitation Specialist III
24470 SR20

KONA SECTION
Vocational Rehabilitation Specialist IV
19028 SR22

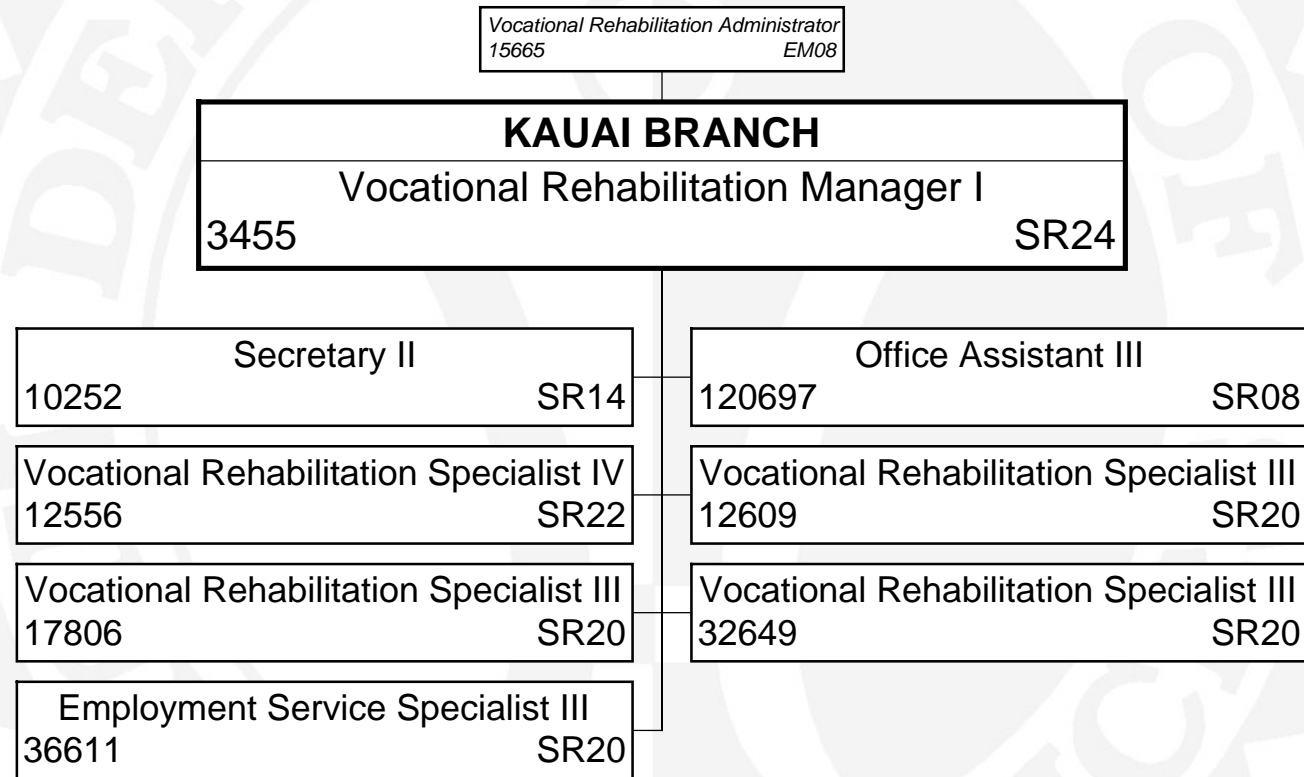
Office Assistant III
19025 SR08

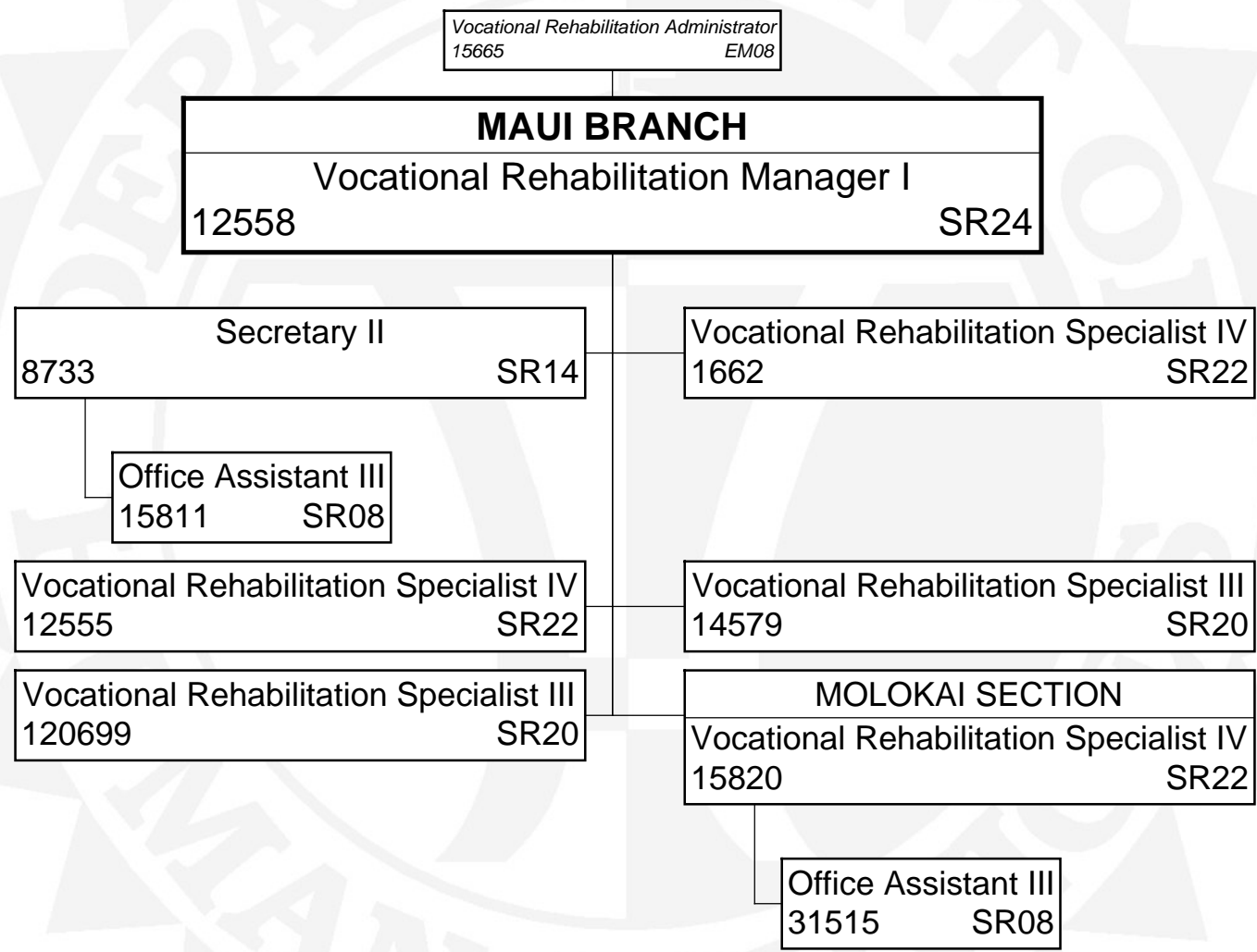
Vocational Rehabilitation Specialist III
51851 SR20

Vocational Rehabilitation Specialist III
120698 SR20

STATE OF HAWAII
DEPARTMENT OF HUMAN SERVICES
DIVISION OF VOCATIONAL REHABILITATION
KAUAI BRANCH

POSITION ORGANIZATION CHART
JUNE 30, 2015





STATE OF HAWAII
 DEPARTMENT OF HUMAN SERVICES
 DIVISION OF VOCATIONAL REHABILITATION
 OAHU BRANCH

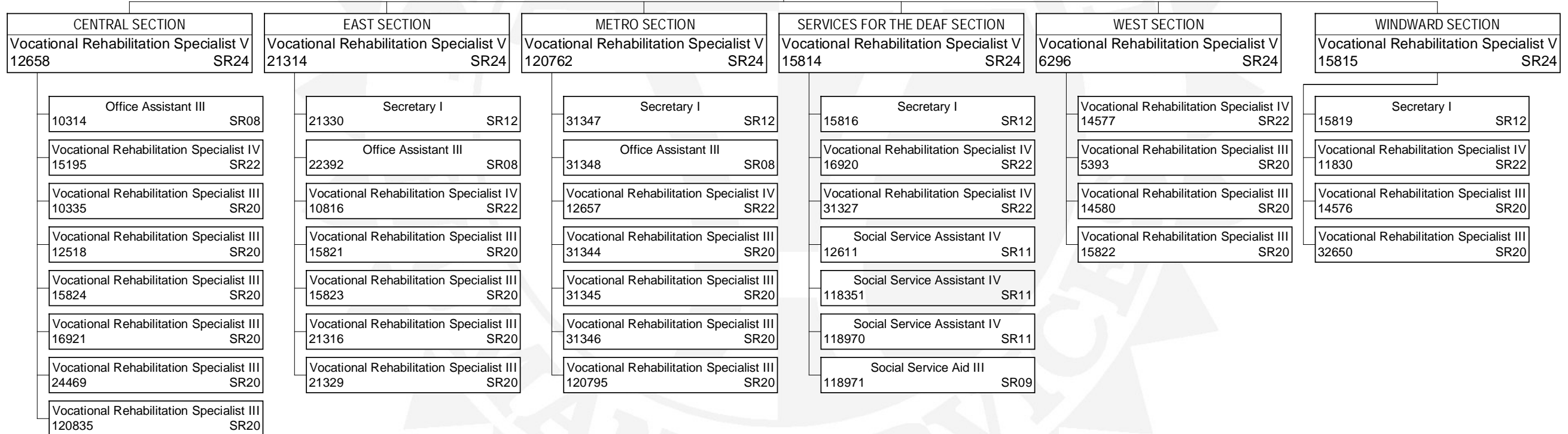
POSITION ORGANIZATION CHART
 JUNE 30, 2015

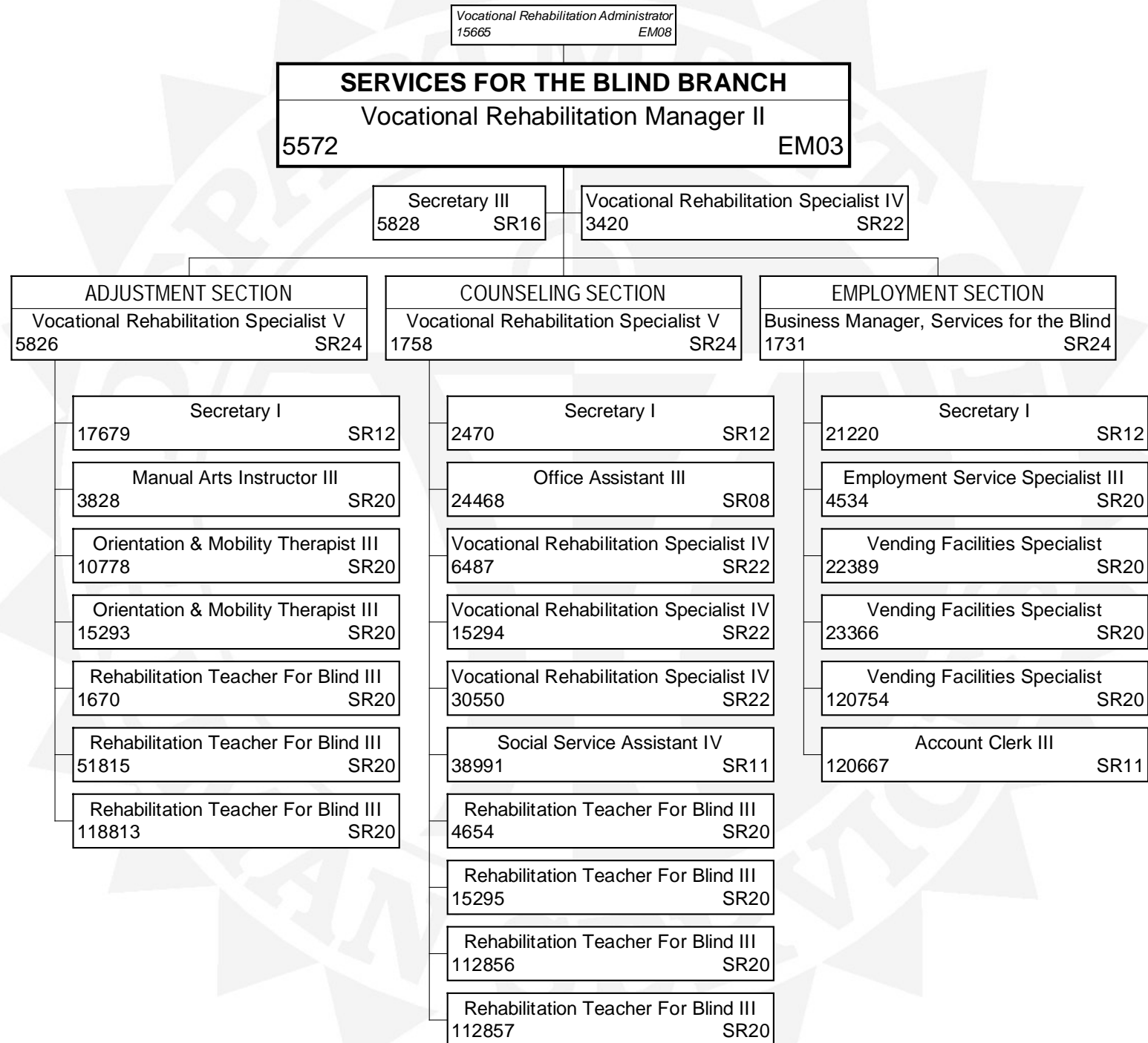
Vocational Rehabilitation Administrator
 15665 EM08

OAHU BRANCH
 Vocational Rehabilitation Manager II
 12557 EM03

Secretary II
 37041 SR14

Employment Service Specialist III
 12607 SR20





DAVID Y. IGE
GOVERNOR



HAKIM OUANSAFI
EXECUTIVE DIRECTOR

STATE OF HAWAII
DEPARTMENT OF HUMAN SERVICES
HAWAII PUBLIC HOUSING AUTHORITY
1002 NORTH SCHOOL STREET
Honolulu, Hawaii 96817

BARBARA E. ARASHIRO
EXECUTIVE ASSISTANT

Statement of
Executive Director Hakim Ouansafi
Hawaii Public Housing Authority
Before the

SENATE COMMITTEE ON WAYS AND MEANS

AND

HOUSE COMMITTEE ON FINANCE

January 13, 2016 9:00 A.M.
Auditorium, Hawaii State Capitol

In consideration of
**INFORMATIONAL BRIEFING RELATING TO
THE STATE DEPARTMENT OF HUMAN SERVICES BUDGET**

Honorable Chair Tokuda, and Honorable Chair Luke, and Members of the Senate Committee on Ways and Means and House Committee on Finance, thank you for the opportunity to provide you with comments regarding the Department of Human Services – Hawaii Public Housing Authority budget programs HMS 220, 222 and 229.

Overview

I. Mission Statement

The Hawaii Public Housing Authority (HPHA) is committed to providing adequate and affordable housing, economic opportunity and a suitable living environment free from discrimination.

II. Current State-Wide Conditions Affecting HPHA

- **Homelessness**

Because HPHA is the sole statewide public housing agency for the State of Hawaii, established by the Territory of Hawai'i in 1935 to provide safe, decent, and sanitary housing for low-income residents, the State's homeless crisis has increased pressure on the HPHA to readily provide affordable housing units to very low-income applicants. In

the last year, the HPHA has worked with homeless service providers and other state agencies to develop ways to provide housing to overcome the homeless crisis. For example, the HPHA has removed the restriction on applicants who have a prior eviction due to nonpayment of rent. This change will increase the pool of applicants for public housing by eliminating a restriction that may be considered excessive. Applicants will be required to pay back any outstanding payments to the HPHA, prior to acceptance.

- Aging Housing Inventory

The HPHA is required to maintain safe, decent and sanitary housing for our tenants which requires not only renovations of vacant units, but continued repair and maintenance of occupied units. The age of our housing inventory makes this a challenging and expensive task. This issue highlighted the need for the appropriate skilled manpower, and funding for such projects. In response to the need, the HPHA partnered with the United Public Workers (UPW) and the Hawaii Government Employees Association (HGEA) to identify and develop a pilot project, and reorganize its current operations to establish Multi Skilled teams to assist not only in expediting the availability of vacant units, but to also assist in the repair and maintenance at the properties. This pilot program took effect on 10/01/2015.

- High Cost of Construction

The Department of Business, Economic Development and Tourism (DBEDT) reported that the indicators of Hawaii's construction industry were mostly positive in the third quarter of 2015, and the value of private building authorizations, construction jobs, and government contracts increased. The report further states that in the third quarter of 2015, private building authorizations in the state increased \$102.6 million or 13.0 percent, compared with the third quarter of 2014 and the first three quarters of 2015, private building authorizations for the state increased \$675.7 million or 28.7 percent compared with the same period of 2014. Pacific Business News reported an increase in cost of 13.3% over last year and our Construction Branch experienced an increase of 8% to 11% in construction costs as compared to the independent cost estimates.

- Long Waitlists

For many of the most vulnerable population of our State, the HPHA is the last hope before homelessness. This prompted the HPHA into looking to increase our housing inventory. In addition to the ongoing negotiations at Mayor Wright Homes and Kuhio Park Terrace, among the 26 solicitations that our procurement office issued from January 1, 2015 to December 31, 2015, the HPHA issued a "Request for Qualifications" (RFQ) to pursue a public/private partnership to redevelop the HPHA North School Street administrative offices with a mixed use/mixed income model that will allow the State to increase its low-income rental housing stock. The HPHA's Board of Directors approved the selection of

Retirement Housing Foundation (RHF) as the top-ranked respondent. RHF's team qualifications included experience in affordable housing development and property management, local experience in office and retail space development and experience in utilizing a variety of funding sources including low income housing tax credits, tax-exempt bonds and HUD funding. A Development Agreement is currently being negotiated.

- Shortage of units for Families Assisted by the Housing Choice Voucher (HCV) and the Veteran Affairs Supportive Housing (VASH) programs.

The HCV (Section 8) program is the federal government's major program for assisting very low-income families, the elderly, and persons with disabilities to afford decent, safe, and sanitary housing in the private market. The HCV program currently provides rental assistance to about 2.2 million families nationwide. Based on data from HUD, of the families currently receiving HCV assistance, 76 percent are extremely low-income, with incomes at or below 30 percent of the area median income, 36 percent have a disabled head of household, and 24 percent are elderly.

The HCV program is administered by approximately 2,300 Public Housing Agencies (PHAs) nationwide. A family who is issued a housing voucher is responsible for finding a suitable housing unit of the family's choice provided the rental unit passes a Housing Quality Standards (HQS) inspection performed by the PHA. The PHA pays the housing subsidy directly to the owner of the unit on behalf of the participating family. The family is responsible for paying the difference between the gross rent of the unit and the amount subsidized by the program.

The HUD-Veterans Affairs Supportive Housing (HUD-VASH) program combines Housing Choice Voucher (HCV) rental assistance for homeless Veterans with case management and clinical services provided by the Department of Veterans Affairs (VA). VA provides these services for participating Veterans at VA medical centers (VAMCs) and community-based outreach clinics.

The HPHA played a major role in our state for these programs. Beginning in 2008 until April 2015, the HPHA was the sole administrator for the VASH program vouchers in Hawaii, with budget authority of 563 vouchers. Since then, we've served 704 veterans and we are currently housing 423 veterans. An additional 67 veterans with vouchers are currently searching for a suitable housing unit. For the HCV program, the HPHA is presently housing 1,775 families (over 5,500 individuals). In 2015 alone, the HPHA issued 447 (248 HCV 199 VASH) vouchers and housed 224 HCV families and 160 VASH. Some of the landlords' unwillingness to accept the vouchers resulted in severe delays in finding housing for the voucher holders. As of today, there are total of 149 (82 HCV 67 VASH) voucher holders that have been actively looking for a home for many months.

In addition to the above information, below are some additional HPHA highlights for 2015:

- For our public housing federal properties, the HPHA is presently housing 4,369 families and for the state public housing, the HPHA is presently housing 816 families totaling over 14,000 individuals. In 2015, we were able to provide 500 federal and 98 state public housing units for new families and transfers.
- On the construction front, the HPHA procured and awarded 12 construction and 5 design contracts in 2015 encumbering/obligating \$43,672,951. This is in addition to the on-going design and construction contracts that were awarded in previous years.
- HPHA improved statewide Real Estate Assessment Center (REAC) inspection scores from the U.S. Department of Housing and Urban Development.
- We continue to notice an increase in reasonable accommodation requests. In 2013, we received 560 requests, in 2014 we received 674 requests and in the year 2015, it went up to 775 requests. The HPHA processed, reviewed and granted between 320 and 360 per year.

Federal Funds

In Fiscal Year 2014-2015, the HPHA received federal grants and subsidies of:

- \$33.41 million for Federal Low Rent program;
- \$26.15 million for Section 8 Housing Choice Voucher program; and
- \$31.45 million for Section 8 Contract Administration program; totaling \$90.91 million from federal source.

In administering federal and state housing units, the HPHA received \$18.88 million of rental revenue, and \$8.63 million of other revenue.

Budget Request

I. HPHA Budget Process

The HPHA Chiefs of each HPHA branch meet frequently throughout the year to discuss and formulate the CIP and Operating budget request to the Executive Branch. With the HPHA's inventory averaging 50 years of age, unexpected situations occur throughout the year and change the agency's priority needs. The HPHA partners with a professional Architect/Engineering firm to determine point in time physical needs assessment of all HPHA properties to determine a plan of priority needs. The HPHA is extremely grateful for a lump sum of CIP funding that allows the Agency to meet immediate and urgent situations with flexibility. Proposals are vetted through the HPHA's Board of Directors.

II. Significant Adjustments to Budget Requests

The HPHA respectfully requests the continued support of the Legislature as we strive to provide shelter to families and individuals on the verge of homelessness.

A. Convert MOF for 29 positions to cover Section 8 administrative costs.

The Housing Choice Voucher (HCV) program serves the most economically vulnerable families in the country, including disabled families, elderly families, formerly homeless veterans, and families with children. Funding for the HCV program consists of two main cost components: (1) Housing Assistance Payments (HAP) made to owners to cover the difference between a tenant's rent contribution and the unit rent, and (2) administrative fees paid to PHAs to cover the cost of administering the program.

The HPHA is requesting one year of A funds (general funds) to cover administrative costs to directly support housing additional families in alignment with the Governor's goal to house homeless families and expand the inventory of affordable housing throughout the State. Currently, the budget authority assigned by the federal government to the HPHA is 3,000 vouchers. Due to many factors such as the high rent, the HPHA is leasing less than 2,200 leaving an additional 800 vouchers available to be funded. This appropriation will allow the HPHA to put the earned administrative fees into the program thereby increasing the amount of vouchers. The potential impact is to serve an additional 90 vouchers for one year which in turn would leverage federal funding toward Section 8 vouchers for the life of the program.

B. Add 64 positions and funding to restore the vacant positions created by the borrowed multi-skilled worker program to expedite the renovation of HPHA housing units.

In collaboration with the administration and the United Public Workers, the HPHA and the HGEA established a multi-skilled worker pilot program. HPHA needs to establish positions to maintain the multi-skilled worker program on a permanent basis to promptly address the units which become vacant on a regular basis. However, the HPHA is still required to maintain the property units as safe, decent and sanitary, which requires adequate staffing at the properties. Currently, civil service employees who volunteered for the program took their positions from the property to join the team leaving the properties short of positions. Without new positions, current positions must revert back to the project the positions came from in order to maintain the aging inventory. This has the potential of leaving behind a backlog of unit repairs that could otherwise be readied for low-income families in need of housing. The prompt turnover of vacant units to house more families is in alignment with the Governor's priorities for housing.

These positions will primarily be responsible for the repair and maintenance of low-income public housing properties, which includes carpentry, electrical and plumbing work that will generate considerable benefits for the managed properties and are W funded.

A flexible Multi-Skilled workforce will best suit the needs of the agency to maintain multiple low-income properties, and focus on the safety and livability of resident units at our low-income public housing properties.

C. Lump sum for public housing development, improvements, and renovations statewide

Due to the age of our housing inventory and unforeseen issues that often arise, the HPHA respectfully requests your consideration for a lump sum budget request (as appropriated in the past), which will provide the agency the flexibility to manage and expend capital funds in an expeditious manner. The current budget before you has \$25,000,000 lump sum CIP and \$6,000,000 R&M vacant unit repairs. These appropriations will assist to expedite the repair and maintenance and remodeling of about 200 units. The construction projects including site improvements, ADA compliance, structural repairs, re-roofing, spall repairs and painting. It will also allow us to design projects which will impact 400 public housing units.

D. Add general funds to provide support for State low-income public housing

Hawaii Revised Statutes Chapter 356D mandates that the State low-income public housing program must be self-supporting, but the rental income at the State housing facilities is insufficient. We thank you for past support and for providing us the funds last year. Without funds to supplement rental income, the agency will be forced to raise rents in both State family and State elderly housing. State elderly housing represents 576 units out of a total of 864 units or approximately 80% of the total state units. This population is particularly vulnerable and unable to bear the cost of rent increases because their incomes are generally fixed. Any rent increase for the State's elderly population could prove devastating.

The HPHA appreciates the opportunity to provide the Senate Committee on Ways and Means and the House Committee on Finance with comments regarding the Department of Human Services – Hawaii Public Housing Authority budget programs HMS 220, 222 and 229.

Hawaii Public Housing Authority
 Prioritized List of Functions

Table 1

Priority	Description of Function	Activities	Prog ID(s)	Statutory Reference
1	Federal Low Income Public Housing Program	HPHA provides rental housing to approximately 5300 extremely low income families; rents tied to income, not to exceed thirty percent adjusted gross income. Under the public housing program, the HPHA is responsible for developing new public housing projects, determining eligibility requirements and rental rates, processing applications and maintaining the rental property at an acceptable standard. Subsidized by U.S. Dep't. of Housing & Urban Development (HUD).	HMS 220; HMS 229	U.S. Housing Act of 1937; Various Federal Statutes pertaining to HUD; HUD Federal Regulations; 356D-13 HRS
1	Section 8 Housing Choice Voucher Rent Subsidy Program	HPHA provides rental vouchers to approximately 2,100 very low income families, elderly and disabled, and homeless Veterans to assist in obtaining private market rentals. Beneficiary pays an amount not to exceed thirty percent adjusted gross income with the Housing Authority making housing assistance payments to landlords to bring closer to market rent.	HMS 222; HMS 229	U.S. Housing Act of 1937; Various Federal Statutes pertaining to HUD; HUD Federal Regulations; 356D-13 HRS
1	State Low Income Public Housing Program	HPHA provides rental housing to approximately 860 extremely low income families; rents tied to income, not to exceed thirty percent adjusted gross income. No General Fund operating subsidies are provided by the State.	HMS 220; HMS 229	§356D-44, HRS
1	State Rent Supplement Program	HPHA provides rental vouchers to approximately 380 very low income families to assist in obtaining private market rentals. Beneficiary pays an amount not to exceed thirty percent adjusted gross income with the Housing Authority making housing assistance payments to landlords to bring closer to market rent.	HMS 222; HMS 229	§356D-151, HRS

Hawaii Public Housing Authority
Agency-Wide Totals

Table 2

Fiscal Year 2016				
Act 119/15 Appropriation	Restriction	Emergency Appropriations	Total FY16	MOF
\$ 8,391,341.00	\$ (836,598.00)	\$ -	\$ 7,554,743.00	A
\$ 144,804,488.00	\$ -	\$ -	\$ 144,804,488.00	N
\$ 8,753,664.00	\$ -	\$ -	\$ 8,753,664.00	W
\$ 161,949,493.00	\$ (836,598.00)	\$ -	\$ 161,112,895.00	Total
Fiscal Year 2017				
Act 119/15 Appropriation	Reductions	Additions	Total FY17	MOF
\$ 5,400,069.00	\$ -	\$ 4,125,584.00	\$ 9,525,653.00	A
\$ 145,258,247.00	\$ (1,771,095.00)	\$ -	\$ 143,487,152.00	N
\$ 8,792,813.00	\$ -	\$ 4,548,636.00	\$ 13,341,449.00	W
\$ 159,451,129.00	\$ (1,771,095.00)	\$ 8,674,220.00	\$ 166,354,254.00	Total

Hawaii Public Housing Authority
Program ID Totals

Table 3

Prog ID	Program Title	MOF	As budgeted by Act 119/15 (FY16)			Governor's Submittal (FY17)			Percent Change of \$\$\$\$
			Pos (P)	Pos (T)	\$\$\$	Pos (P)	Pos (T)	\$\$\$	
HMS220	RENTAL HOUSING SERVICES	A	-	-	\$ 7,326,917	-	-	\$ 7,892,198	0.077151277
HMS220	RENTAL HOUSING SERVICES	N	200.00	7.50	\$ 79,431,447	200.00	7.50	\$ 79,710,677	0.003515358
HMS220	RENTAL HOUSING SERVICES	W	21.00	-	\$ 4,989,947	21.00	-	\$ 5,005,456	0.003108049
HMS220	RENTAL HOUSING SERVICES	C	-	-	\$ 5,000,000	-	-	\$ 30,150,000	5.03
HMS222	RENTAL ASSISTANCE SERVICES	A	1.25	-	\$ 1,064,424	23.25	7.00	\$ 2,193,455	106.1%
HMS222	RENTAL ASSISTANCE SERVICES	N	16.75	15.00	\$ 26,286,160	0.75	2.00	\$ 24,550,654	-6.6%
HMS229	HPHA ADMINISTRATION	N	76.00	41.00	\$ 39,086,881	76.00	41.00	\$ 39,225,821	0.4%
HMS229	HPHA ADMINISTRATION	W	22.00	20.00	\$ 3,763,717	86.00	20.00	\$ 8,335,993	121.5%

Hawaii Public Housing Authority
Budget Decisions

Table 4

Prog ID	Sub-Org	Description of Request	MOF	Initial Department Request FY17			Budget & Finance Recommendation FY17			Governor's Decision FY17		
				Pos (P)	Pos (T)	\$\$\$	Pos (P)	Pos (T)	\$\$\$	Pos (P)	Pos (T)	\$\$\$
HMS220		HPHA - Transfer-out 2.0 temp positions to HMS 222 and change MOF from "N" to "A" to leverage federal funds	N		(2.00)	\$ (138,551)						
HMS220		Add funds for State Family and State Elderly Housing facilities	A									\$ 3,000,000
HMS220		Lump Sum Public Housing Improvements, and Renovations, Statewide	C			\$153,000,000			\$ 25,000,000			\$ 25,000,000
HMS220		Expedite Repair of Vacant Units	C						\$ 6,000,000			\$ 6,000,000
HMS220		Convert Project Funded Positions to "A" funds	A						\$ 560,000			\$ 560,000
HMS220		Convert Project Funded Positions to "A" funds	C						\$ (850,000)			\$ (850,000)
HMS222		HPHA - add general funds and reduce federal funds to change MOF of 29 positions from "N" to "A."	N	(16.00)	13.00	\$ (1,771,095)				(16.00)	(13.00)	\$ (1,771,095)
HMS222		HPHA - add general funds and reduce federal funds to change MOF of 29 positions from "N" to "A."	A	22.00	7.00	\$ 1,125,584				22.00	7.00	\$ 1,125,584
HMS222		HPHA - Transfer-in 2.0 temp positions from HMS 220 and change MOF from "N" to "A" to leverage federal funds	A		2.00	\$ 94,800						
HMS222		HPHA - Add 3.0 pos and funds for State rent supplement program	A	3.00		\$ 68,022						
HMS229		HPHA - Add 3.0 pos and "A" funds to reflect UPW 3rd party contracts for landscaping and mechanical repair services	A	3.00		\$ 65,176						
HMS229		HPHA - Add 64.0 positions and "W" funds to "restore" the vacant positions "borrowed" to create the multiskilled worker program to expedite the renovation of HPHA housing units.	W	64.00		\$ 4,548,636				64.00	-	\$ 4,548,636
HMS229		HPHA - Add "A" funds for training expenses of multi skilled work force.	A			\$ 51,200						
HMS229		HPHA - Add 1.0 position and "W" funds for a Development Officer	W	1.00		\$ 112,763						
HMS229		HPHA - Convert 7.0 perm and 6.0 temp federal funded positions to 13.0 perm revolving funded positions	N	(7.00)	(6.00)	\$ (1,372,324)						
HMS229		HPHA - Convert 7.0 perm and 6.0 temp federal funded positions to 13.0 perm revolving funded positions	W	13.00		\$ 1,372,324						
HMS229		HPHA - Convert 5.0 temp "W" funded positions to 5.0 perm "W" funded positions in the Construction Management Branch	W	5.00	(5.00)	\$ -						

Hawaii Public Housing Authority
Proposed Budget Reductions

Table 5

Prog ID	Sub-Org	Description of Reduction	Impact of Reduction	MOF	FY17			FY16 Restriction (Y/N)
					Pos (P)	Pos (T)	\$\$\$	
		(None)						

Hawaii Public Housing Authority
Proposed Budget Additions

Table 6

Prog ID	Sub-Org	Addition Type	ID Priority	Dept-Wide Priority	Description of Addition	Justification	MOF	FY17		
								Pos (P)	Pos (T)	\$\$\$
HMS220	RH			2	Add funds for State Family and State Elderly Housing facilities	The state family and elderly are running a deficit of approximately \$3 million per year. These funds will allow the agency to offset a portion of those losses. This in turn will provide the state facilities with the additional resources to upgrade appliances, hot water heaters, security systems and address physical deficits that are not capital in nature.	A	-	-	\$ 3,000,000
HMS220	RH			1	Lump Sum Public Housing Improvements, and Renovations, Statewide	Lump sum capital funds to address an unmet current need of approximately \$300 - 400 million in existing state and federal housing inventory; and total projected need of \$800 million	C	-	-	\$ 25,000,000
HMS220	RH			6	Expedite Repair of Vacant Units		C	-	-	\$ 6,000,000
HMS220	RH			4	Convert Project Funded Positions to "A" funds		A	-	-	\$ 560,000
HMS222	RA			5	HPHA - add general funds and reduce federal funds to convert MOF of 29 positions from 'N' to 'A' and convert 6.00 temporary positions to permanent.	The conversion of the funds and positions from federal to state will allow the HPHA to leverage additional federal funds, this in turn will allow for a greater number of housing Choice Vouchers to be issued	A	22.00	7.00	\$ 1,125,584
HMS229	HA			3	HPHA - Add 64.0 positions and "W" funds to "restore" the vacant positions "borrowed" to create the multiskilled worker program to expedite the renovation of HPHA housing units.		W	64.00	-	\$ 4,548,636

Hawaii Public Housing Authority
 FY16 Restrictions

Table 7

<u>Prog ID</u>	<u>Sub-Org</u>	<u>MOF</u>	<u>Budgeted by Dept</u>	<u>Restriction</u>	<u>Difference Between Budgeted & Restricted</u>	<u>Percent Difference</u>	<u>Impact</u>
HMS220	RH	A	7,326,917	(730,156)	6,596,761	90.03%	9.97% of budgeted security expenses will be deferred
HMS222	RA	A	1,064,424	(106,442)	957,982	90.00%	Number of State Rent Supplement Vouchers will be reduced by 10%

Hawaii Public Housing Authority
Emergency Appropriation Requests

Table 8

<u>Prog ID</u>	<u>Description of Request</u>	<u>Explanation of Request</u>	<u>MOF</u>	<u>Pos (P)</u>	<u>Pos (T)</u>	<u>\$\$\$</u>
(None)						

Hawaii Public Housing Authority
 Expenditures Exceeding Appropriation Ceilings in FY15 and FY16

Table 9

<u>Prog ID</u>	<u>MOF</u>	<u>Date</u>	<u>Appropriation</u>	<u>Amount Exceeding Appropriation</u>	<u>Percent Exceeded</u>	<u>Reason for Exceeding Ceiling</u>	<u>Legal Authority</u>	<u>Recurring (Y/N)</u>	<u>GF Impact (Y/N)</u>
				(None)					

Hawaii Public Housing Authority
 Intradepartmental Transfers in FY15 and FY16

Table 10

<u>Actual or Anticipated Date of Transfer</u>	<u>MOF</u>	<u>Pos (P)</u>	<u>Pos (T)</u>	<u>\$\$\$</u>	<u>From Prog ID</u>	<u>Percent of Program ID Appropriation Transferred From</u>	<u>To Prog ID</u>	<u>Percent of Receiving Program ID Appropriation</u>	<u>Reason for Transfer</u>	<u>Recurring (Y/N)</u>
(None)										

Hawaii Public Housing Authority
Non-General Funds

Table 12

Name of Fund	Purpose	Statutory Reference	MOF	Beginning FY16	Estimated FY16	Estimated FY16	Estimated FY16	Estimated FY16	Balance in Excess of
				Unencumbered Cash Balance	Revenues	Expenditures and Encumbrances	Net Transfers	Ending Unencumbered Cash Balance	Program Needs
HPHA ADMINISTRATION	Disburse payments or reimburse expenses for Private Housing Development and Ownership program.	356D-13	W	\$ -	\$ -	\$ -	\$ -	\$ -	\$ -
HOUSING REVOLVING FUND	Funds are expended for management, operation and maintenance of State Low Income Housing Projects	356D-45	W	\$ 710,995	\$ 2,075,530	\$ 2,342,782	\$ 1,500,000	\$ 1,943,742	\$ 1,943,742
RENTAL HSG AUGMENTATION/ASSIST REVOLVING	Funds are expended to pay dual funding (Federal and State Funds) also known as shared costs.	356D-45	W	\$ 4,412,003	\$ 21,989,946	\$ 26,866,050	\$ -	\$ (464,102)	\$ (464,102)
HPHA - VEHICLE RENTAL	Funds are expended to purchase or repair vehicles of HPHA's administrative and area offices.	SCOMM HRS	W	\$ 286,239	\$ 923	\$ 762	\$ -	\$ 286,400	\$ 286,400
HPHA - EQUIPMENTAL RENTAL	Funds are expended to purchase or repair equipment of HPHA's administrative and area offices.	SCOMM HRS	W	\$ 517,017	\$ 2,111	\$ 790	\$ -	\$ 518,338	\$ 518,338
HOUSING FOR ELDERS REVOLVING FUND	Pay expenses related to the management, operation and maintenance of the housing for elderly program.	A 67/SL 90	W	\$ 1,476,723	\$ 1,608,076	\$ 2,824,435	\$ 1,500,000	\$ 1,760,364	\$ 1,760,364

Hawaii Public Housing Authority
Vacancy Report as of November 30, 2015

Table 13

Org Description	Prog ID	Sub-Org	Date of Vacancy	Expected Fill Date	Position Number	Position Title	Exam Y/N	SR Level	BU Code	Perm Temp	FTE	MOF	Budgeted Amount	Actual Salary Last Paid	Annualized Actual Salary Paid	Annualized Actual Salary Last Paid	Authority to Hire Y/N	Occupied by 89 Day Hire Y/N	# of 89 Hire Appt	Describe if Filled by other Means	Priority #	FTE Applied to		
																						Annualized Actual	Annualized Actual	
HMS/HI PubHsAu/CntrlMncSvcsSec	220	RH	7/8/2014	03/31/16	120622	ELECTRICIAN I	N	BC10	01	P	1	N	\$ 44,544	\$ 4,560	\$ 54,720	\$ 54,720	Y	N			1			
HMS/HI PubHsAu/CntrlMncSvcsSec	220	RH	7/1/2012	03/31/16	120626	ELECTRICIAN I	N	BC10	01	P	1	N	\$ 44,544	\$ -	\$ -	\$ -	Y	N			1			
HMS/HI PubHsAu/Mgmt Ut 1	220	RH	5/29/2015	03/31/16	4940	HOUSING BUILDING MTNCE WKR II	N	WS09	01	P	1	N	\$ 50,160	\$ 4,264	\$ 51,168	\$ 51,168	Y	N			1			
HMS/HI PubHsAu/Mgmt Ut 1	220	RH	8/6/2012	03/31/16	6171	ACCOUNT CLERK II	N	SR08	03	P	1	N	\$ 24,384	\$ 2,139	\$ 25,668	\$ 25,668	Y	N			1			
HMS/HI PubHsAu/Mgmt Ut 1	220	RH	7/16/2013	03/31/16	6563	BUILDING MAINTENANCE HELPER	N	BC05	01	P	1	N	\$ 40,815	\$ 3,080	\$ 36,960	\$ 36,960	Y	N			1			
HMS/HI PubHsAu/Mgmt Ut 1	220	RH	12/31/2014	03/31/16	7589	BUILDING MAINTENANCE WORKER I	N	BC09	01	P	1	N	\$ 49,182	\$ 3,939	\$ 47,268	\$ 47,268	Y	N			1			
HMS/HI PubHsAu/Mgmt Ut 1	220	RH	12/31/2014	03/31/16	8841	TRUCK DRIVER	N	BC06	01	P	1	N	\$ 42,438	\$ 3,399	\$ 40,788	\$ 40,788	Y	N			1			
HMS/HI PubHsAu/Mgmt Ut 1	220	RH	2/1/2015	03/31/16	41067	PAINTER I	N	BC09	01	P	1	N	\$ 49,182	\$ 3,939	\$ 47,268	\$ 47,268	Y	N			1			
HMS/HI PubHsAu/Mgmt Ut 2	220	RH	7/9/2013	03/31/16	5859	GENERAL LABORER I	N	BC02	01	P	1	N	\$ 36,687	\$ 2,769	\$ 33,228	\$ 33,228	Y	N			1			
HMS/HI PubHsAu/Mgmt Ut 2	220	RH	7/1/2015	03/31/16	6642	HOUSING WELDER I	Y	BC10	01	P	1	N	\$ 49,068	\$ 4,171	\$ 50,052	\$ 50,052	Y	N			1			
HMS/HI PubHsAu/Mgmt Ut 2	220	RH	4/23/14	03/31/16	8048	CARPENTER I	N	BC09	01	P	1	N	\$ 49,182	\$ 4,098	\$ 49,176	\$ 49,176	Y	N			1			
HMS/HI PubHsAu/Mgmt Ut 2	220	RH	4/13/15	03/31/16	9611	HOUSING BUILDING MTNCE WKR I	N	BC09	01	P	1	N	\$ 44,544	\$ 3,712	\$ 44,544	\$ 44,544	Y	N			1			
HMS/HI PubHsAu/Mgmt Ut 2	220	RH	4/12/15	03/31/16	9729	GENERAL LABORER II	N	BC03	01	P	1	N	\$ 34,174	\$ 2,847	\$ 34,164	\$ 34,164	Y	N			1			
HMS/HI PubHsAu/Mgmt Ut 2	220	RH	5/18/2015	03/31/16	10372	PUBLIC HOUSING SUPERVISOR V	N	SR24	23	P	1	W	\$ 71,418	\$ 5,849	\$ 70,188	\$ 70,188	Y	N			1			
HMS/HI PubHsAu/Mgmt Ut 2	220	RH	11/5/2015	03/31/16	10909	PAINTER I	N	BC09	01	P	1	N	\$ 49,182	\$ 4,098	\$ 49,176	\$ 49,176	Y	N			1			
HMS/HI PubHsAu/Mgmt Ut 2	220	RH	5/1/2014	03/31/16	10933	BUILDING MAINTENANCE WORKER I	N	BC09	01	P	1	N	\$ 49,182	\$ 3,862	\$ 46,344	\$ 46,344	Y	N			1			
HMS/HI PubHsAu/Mgmt Ut 2	220	RH	12/31/2013	03/31/16	11626	BUILDING MAINTENANCE WORKER II	N	WS09	01	P	1	N	\$ 52,194	\$ 4,018	\$ 48,216	\$ 48,216	Y	N			1			
HMS/HI PubHsAu/Mgmt Ut 2	220	RH	10/3/2014	03/31/16	15485	GENERAL LABORER I	N	BC02	01	P	1	N	\$ 36,687	\$ 2,880	\$ 34,560	\$ 34,560	Y	N			1			
HMS/HI PubHsAu/Mgmt Ut 2	220	RH	11/1/2013	03/31/16	21546	PUBLIC HOUSING SUPERVISOR IV	N	SR22	23	P	1	W	\$ 50,172	\$ 4,109	\$ 49,308	\$ 49,308	Y	Y	1		1			
HMS/HI PubHsAu/Mgmt Ut 3	220	RH	7/1/2015	03/31/16	5035	PUBLIC HOUSING SUPERVISOR IV	N	SR22	13	P	1	N	\$ 58,728	\$ 4,810	\$ 57,720	\$ 57,720	Y	N			1			
HMS/HI PubHsAu/Mgmt Ut 3	220	RH	8/1/2015	03/31/16	6134	BUILDING MAINTENANCE WORKER I	N	BC09	01	P	1	N	\$ 49,182	\$ 4,018	\$ 48,216	\$ 48,216	Y	N			1			
HMS/HI PubHsAu/Mgmt Ut 3	220	RH	7/27/2015	03/31/16	6286	PUBLIC HOUSING SPECIALIST II	N	SR18	13	P	1	N	\$ 41,256	\$ 3,514	\$ 42,168	\$ 42,168	Y	N			1			
HMS/HI PubHsAu/Mgmt Ut 3	220	RH	1/16/2014	03/31/16	6304	ACCOUNT CLERK II	N	SR08	03	P	1	N	\$ 27,768	\$ 2,225	\$ 26,700	\$ 26,700	Y	N			1			
HMS/HI PubHsAu/Mgmt Ut 3	220	RH	7/1/2015	03/31/16	6727	HOUSING BUILDING MTNCE WKR I	N	BC09	01	P	1	N	\$ 47,268	\$ 4,018	\$ 48,216	\$ 48,216	Y	N			1			
HMS/HI PubHsAu/Mgmt Ut 3	220	RH	6/28/2014	03/31/16	6786	BUILDING MAINTENANCE WORKER I	N	BC09	01	P	1	N	\$ 49,182	\$ 3,862	\$ 46,344	\$ 46,344	Y	N			1			
HMS/HI PubHsAu/Mgmt Ut 3	220	RH	8/1/2014	03/31/16	8047	CARPENTER I	N	BC09	01	P	1	N	\$ 49,182	\$ 3,786	\$ 45,432	\$ 45,432	Y	N			1			
HMS/HI PubHsAu/Mgmt Ut 3	220	RH	11/3/2015	03/31/16	8758	GENERAL LABORER I	N	BC02	01	P	1	N	\$ 36,687	\$ 3,057	\$ 36,684	\$ 36,684	Y	N			1			
HMS/HI PubHsAu/Mgmt Ut 3	220	RH	4/26/2014	03/31/16	8834	HOUSING BUILDING MTNCE WKR I	Y	BC09	01	P	1	N	\$ 47,388	\$ 3,862	\$ 46,344	\$ 46,344	Y	N			1			
HMS/HI PubHsAu/Mgmt Ut 3	220	RH	11/13/2014	03/31/16	8843	HOUSING BUILDING MTNCE WKR I	N	BC09	01	P	1	N	\$ 47,388	\$ 3,862	\$ 46,344	\$ 46,344	Y	N			1			
HMS/HI PubHsAu/Mgmt Ut 3	220	RH	4/25/2015	03/31/16	8844	BUILDING MAINTENANCE HELPER	N	BC05	01	P	1	N	\$ 40,815	\$ 3,334	\$ 40,008	\$ 40,008	Y	N			1			
HMS/HI PubHsAu/Mgmt Ut 3	220	RH	7/1/2015	03/31/16	8851	HOUSING BUILDING MTNCE WKR I	N	BC09	01	P	1	N	\$ 47,268	\$ 4,018	\$ 48,216	\$ 48,216	Y	N			1			
HMS/HI PubHsAu/Mgmt Ut 3	220	RH	12/1/2014	03/31/16	9619	SECRETARY I	N	SR12	03	P	1	N	\$ 42,684	\$ 3,557	\$ 42,684	\$ 42,684	Y	N			1			
HMS/HI PubHsAu/Mgmt Ut 3	220	RH	8/21/2015	03/31/16	9662	HOUSING BUILDING MTNCE HLPK	N	BC05	01	P	1	N	\$ 39,228	\$ 3,334	\$ 40,008	\$ 40,008	Y	N			1			
HMS/HI PubHsAu/Mgmt Ut 3	220	RH	7/1/2015	03/31/16	23120	HOUSING GENERAL LABORER I	N	BC02	01	P	1	N	\$ 33,228	\$ 2,938	\$ 35,256	\$ 35,256	Y	N			1			
HMS/HI PubHsAu/Mgmt Ut 3	220	RH	1/18/2011	03/31/16	46195	SOCIAL SERVICE ASSISTANT IV	N	SR11	03	P	1	N	\$ 27,396	\$ 3,420	\$ 41,040	\$ 41,040	Y	N			1			
HMS/HI PubHsAu/Mgmt Ut 4	220	RH	5/1/2015	03/31/16	5475	PUBLIC HOUSING SPECIALIST I	N	SR16	13	P	1	N	\$ 38,118	\$ 3,122	\$ 37,464	\$ 37,464	Y	N			1			
HMS/HI PubHsAu/Mgmt Ut 4	220	RH	4/6/2012	03/31/16	6565	GENERAL LABORER I	N	BC02	01	P	1	N	\$ 33,228	\$ 2,769	\$ 33,228	\$ 33,228	Y	N			1			
HMS/HI PubHsAu/Mgmt Ut 4	220	RH	4/7/2014	03/31/16	6693	PUBLIC HOUSING SUPERVISOR IV	N	SR22	13	P	1	N	\$ 54,300	\$ 4,447	\$ 53,364	\$ 53,364	Y	N	2		1			
HMS/HI PubHsAu/Mgmt Ut 4	220	RH	4/24/2014	03/31/16	6792	HOUSING BUILDING MTNCE HLPK	Y	BC05	01	P	1	N	\$ 38,460	\$ 3,205	\$ 38,460	\$ 38,460	Y	N			1			
HMS/HI PubHsAu/Mgmt Ut 4	220	RH	7/1/2015	03/31/16	8919	HOUSING GENERAL LABORER I	N	BC02	01	P	1	N	\$ 36,048	\$ 2,997	\$ 35,964	\$ 35,964	Y	N			1			
HMS/HI PubHsAu/Mgmt Ut 4	220	RH	11/19/2014	03/31/16	39983	GENERAL LABORER I	N	BC02	01	P	1	N	\$ 36,687	\$ 2,938	\$ 35,256	\$ 35,256	Y	N			1			
HMS/HI PubHsAu/Mgmt Ut 4	220	RH	12/31/2014	03/31/16	41065	CARPENTER I	N	BC09	01	P	1	N	\$ 49,182	\$ 3,939	\$ 47,268	\$ 47,268	Y	N			1			
HMS/HI PubHsAu/Mgmt Ut 4	220	RH	10/25/2014	03/31/16	44184	OFFICE ASSISTANT III	N	SR08	03	P	1	N	\$ 26,700	\$ 2,225	\$ 26,700	\$ 26,700	Y	N			1			
HMS/HI PubHsAu/Mgmt Ut 5	220	RH	9/1/2012	03/31/16	3490	BUILDING MAINTENANCE WORKER I	Y	BC09	01	P	1	N	\$ 44,544	\$ 3,712	\$ 44,544	\$ 44,544	Y	N			1			
HMS/HI PubHsAu/Mgmt Ut 5	220	RH	7/1/2015	03/31/16	5640	HOUSING BUILDING MTNCE WKR I	N	BC09	01	P	1	N	\$ 47,268	\$ 4,018	\$ 48,216	\$ 48,216	Y	N			1			
HMS/HI PubHsAu/Mgmt Ut 5	220	RH	6/4/2014	03/31/16	5853	PUBLIC HOUSING SUPERVISOR V	N	SR24	23	P	1	N	\$ 74,310	\$ 6,086	\$ 73,032	\$ 73,032	Y	N			1			
HMS/HI PubHsAu/Mgmt Ut 5	220	RH	7/1/2015	03/31/16	10907	HOUSING PAINTER I	N	BC09	01	P	1	N	\$ 47,268	\$ 4,018	\$ 48,216	\$ 48,216	Y	N			1			
HMS/HI PubHsAu/Mgmt Ut 5	220	RH	7/6/2015	03/31/16	41073	SOCIAL SERVICE ASSISTANT IV	N	SR11	03	P	1	N	\$ 27,396	\$ 3,849	\$ 46,188	\$ 46,188	Y	N			1			
HMS/HI PubHsAu/Mgmt Ut 5	220	RH	11/25/2015	03/31/16	41483	CARPENTER I	N	BC09	01	P	1	N	\$ 49,182	\$ 4,098	\$ 49,176	\$ 49,176	Y	N			1			
HMS/HI PubHsAu/Mgmt Ut 5	220	RH	3/6/2012	03/31/16	41539	SOCIAL SERVICE ASSISTANT IV	N	SR11	03	P	1	N	\$ 36,072	\$ 3,164	\$ 37,968	\$ 37,968	Y	N			1			
HMS/HI PubHsAu/Mgmt Ut 7	220	RH	7/1/2015	03/31/16	8720	PUBLIC HOUSING SUPERVISOR IV	N	SR22	23	P	1	N	\$ 54,300	\$ 4,624	\$ 55,488	\$ 55,488	Y	N			1			
HMS/HI PubHsAu/Mgmt Ut 7	220	RH	2/9/2015	03/31/16	22432	BUILDING MAINTENANCE HELPER	N	BC05	01	P	1	N	\$ 40,815	\$										

Hawaii Public Housing Authority
Vacancy Report as of November 30, 2015

Table 13

Org Description	Proj ID	Sub-Org	Date of Vacancy	Expected Fill Date	Position Number	Position Title	Exam Pt (Y/N)	SR Level	BV Code	Perm IP/TI	FTE	MOE	Budgeted Amount	Actual Salary Last Paid	Annualized Actual Salary Last Paid	Annualized Actual Salary Last Paid	Authority to Hire (Y/N)	Occupied by B9 Day Hire (Y/N)	# of B9 Appts	Describe if Filled by other Means	Priority #
HMS/Hi PubHsAu/Mgmt Ut 9	220	RH	7/1/2015	03/31/16	17665	PUBLIC HOUSING SUPERVISOR V	N	SR24	23	P	1	N	\$ 61,062	\$ 5,202	\$ 62,424	\$ 62,424	Y	N			1
HMS/Hi PubHsAu/Mgmt Ut 9	220	RH	6/3/2015	03/31/16	42918	GENERAL LABORER I	N	BC02	01	P	1	W	\$ 36,587	\$ 2,997	\$ 35,964	\$ 35,964	Y	N			1
HMS/Hi PubHsAu/RentSubsidySec2	220	RH	7/17/2013	03/31/16	8849	PUBLIC HOUSING SUPERVISOR IV	N	SR22	23	P	1	N	\$ 54,300	\$ 4,447	\$ 53,364	\$ 53,364	Y	N			1
#N/A	220	RH		03/31/16	93701K	PUBLIC HOUSING SUPERVISOR V		0	0	P	1	N	\$ 76,968	\$ -	\$ -	\$ -	0	0			1
#N/A	220	RH		03/31/16	93702K	PUBLIC HOUSING SUPERVISOR V		0	0	P	1	N	\$ 76,968	\$ -	\$ -	\$ -	0	0			1
#N/A	220	RH		03/31/16	93703K	PUBLIC HOUSING SUPERVISOR V		0	0	P	1	N	\$ 76,968	\$ -	\$ -	\$ -	0	0			1
#N/A	220	RH		03/31/16	93704K	PUBLIC HOUSING SUPERVISOR V		0	0	P	1	N	\$ 76,968	\$ -	\$ -	\$ -	0	0			1
#N/A	220	RH		03/31/16	93705K	PUBLIC HOUSING SPECIALIST I		0	0	P	1	N	\$ 36,024	\$ -	\$ -	\$ -	0	0			1
#N/A	220	RH		03/31/16	93706K	PUBLIC HOUSING SPECIALIST I		0	0	P	1	N	\$ 36,024	\$ -	\$ -	\$ -	0	0			1
#N/A	220	RH		03/31/16	93707K	PUBLIC HOUSING SPECIALIST I		0	0	P	1	N	\$ 36,024	\$ -	\$ -	\$ -	0	0			1
#N/A	220	RH		03/31/16	93708K	PUBLIC HOUSING SPECIALIST I		0	0	P	1	N	\$ 36,024	\$ -	\$ -	\$ -	0	0			1
#N/A	220	RH		03/31/16	94754K	CARPENTER		0	0	P	1	N	\$ 45,012	\$ -	\$ -	\$ -	0	0			1
#N/A	220	RH		03/31/16	94756K	BUILDING MAINT WORKER II		0	0	P	1	N	\$ 47,268	\$ -	\$ -	\$ -	0	0			1
#N/A	220	RH		03/31/16	94757K	BUILDING MAINT HELPER		0	0	P	1	N	\$ 36,960	\$ -	\$ -	\$ -	0	0			1
#N/A	220	RH		03/31/16	94758K	SECRETARY I		0	0	P	1	N	\$ 30,036	\$ -	\$ -	\$ -	0	0			1
#N/A	220	RH		03/31/16	94759K	ACCOUNT CLERK II		0	0	P	1	N	\$ 24,668	\$ -	\$ -	\$ -	0	0			1
#N/A	220	RH		03/31/16	94760K	ACCOUNT CLERK II		0	0	P	1	N	\$ 24,668	\$ -	\$ -	\$ -	0	0			1
#N/A	220	RH		03/31/16	94761K	FAMILY SELF-SUFFICIENCY COORD		0	0	T	1	N	\$ 45,576	\$ -	\$ -	\$ -	0	0			1
#N/A	220	RH		03/31/16	94762K	FAMILY SELF-SUFFICIENCY COORD		0	0	T	1	N	\$ 45,576	\$ -	\$ -	\$ -	0	0			2
#N/A	220	RH		03/31/16	94765K	PROGRAM SPECIALIST		0	0	T	1	N	\$ 45,576	\$ -	\$ -	\$ -	0	0			1
#N/A	220	RH		03/31/16	94766K	PROGRAM SPECIALIST		0	0	T	1	N	\$ 45,576	\$ -	\$ -	\$ -	0	0			2
#N/A	220	RH		03/31/16	94767K	PROGRAM SPECIALIST		0	0	T	0.5	N	\$ 22,788	\$ -	\$ -	\$ -	0	0			1
#N/A	220	RH		03/31/16	95751K	PUBLIC HOUSING SPECIALIST II		0	0	P	1	W	\$ 38,988	\$ -	\$ -	\$ -	0	0			2
#N/A	220	RH		03/31/16	95752K	PUBLIC HOUSING SPECIALIST II		0	0	P	1	W	\$ 38,988	\$ -	\$ -	\$ -	0	0			2
#N/A	220	RH		03/31/16	95753K	PUBLIC HOUSING SPECIALIST II		0	0	P	1	W	\$ 38,988	\$ -	\$ -	\$ -	0	0			2
#N/A	220	RH		03/31/16	95754K	PUBLIC HOUSING SPECIALIST II		0	0	P	1	W	\$ 38,988	\$ -	\$ -	\$ -	0	0			2
#N/A	220	RH		03/31/16	95755K	PUBLIC HOUSING SPECIALIST II		0	0	P	1	W	\$ 38,988	\$ -	\$ -	\$ -	0	0			2
#N/A	220	RH		03/31/16	95756K	PUBLIC HOUSING SPECIALIST II		0	0	P	1	W	\$ 38,988	\$ -	\$ -	\$ -	0	0			2
#N/A	220	RH		03/31/16	95757K	PUBLIC HOUSING SPECIALIST II		0	0	P	1	W	\$ 38,988	\$ -	\$ -	\$ -	0	0			2
#N/A	220	RH		03/31/16	95758K	PUBLIC HOUSING SPECIALIST II		0	0	P	1	W	\$ 38,988	\$ -	\$ -	\$ -	0	0			2
HMS/Hi PubHsAu/Inspection Sec	222	RA	6/17/2013	03/31/16	27584	OFFICE ASSISTANT III	N	SR08	03	P	1	N	\$ 37,064	\$ 2,813	\$ 33,756	\$ 33,756	Y	N			1
HMS/Hi PubHsAu/Inspection Sec	222	RA	6/5/2010	03/31/16	100895	RESEARCH & COUNSELING ASST	Y	SRNA	13	T	1	N	\$ 45,576	\$ 5,002	\$ 60,024	\$ 60,024	Y	N			1
HMS/Hi PubHsAu/Inspection Sec	222	RA	7/1/2015	03/31/16	119190	HOUSING QUAL STDS INSP I	N	SR13	03	T	1	N	\$ 32,064	\$ 3,422	\$ 41,064	\$ 41,064	Y	N			1
HMS/Hi PubHsAu/Inspection Sec	222	RA	6/16/2015	03/31/16	119192	HOUSING QUAL STDS INSP I	N	SR15	03	T	1	N	\$ 33,720	\$ 3,039	\$ 36,468	\$ 36,468	Y	N			1
HMS/Hi PubHsAu/Inspection Sec	222	RA	7/9/2013	03/31/16	119198	HOUSING QUAL STDS INSP II	N	SR15	03	T	1	N	\$ 51,924	\$ 4,161	\$ 49,932	\$ 49,932	Y	N			1
HMS/Hi PubHsAu/Inspection Sec	222	RA	1/4/2012	03/31/16	119199	HOUSING QUAL STDS INSPECTOR I	N	SR13	03	T	1	N	\$ 37,512	\$ 3,290	\$ 39,480	\$ 39,480	Y	Y	3		1
HMS/Hi PubHsAu/Mgmt Ut 7	222	RA	11/3/2008	03/31/16	28995	PUBLIC HOUSING SUPERVISOR IV	N	SR16	13	T	1	N	\$ 32,928	\$ 3,002	\$ 36,024	\$ 36,024	Y	N			1
HMS/Hi PubHsAu/RentSubsidySec1	222	RA	5/1/2013	03/31/16	2803	PUBLIC HOUSING SUPERVISOR IV	N	SR22	23	P	0.25	A	\$ 15,420	\$ 5,410	\$ 64,920	\$ 16,230	Y	N			1
HMS/Hi PubHsAu/RentSubsidySec1	222	RA	5/1/2013	03/31/16	2803	PUBLIC HOUSING SUPERVISOR IV	N	SR22	23	P	0.75	N	\$ 46,260	\$ 5,410	\$ 64,920	\$ 48,690	Y	N			1
HMS/Hi PubHsAu/RentSubsidySec1	222	RA	11/3/2015	03/31/16	23029	PUBLIC HOUSING SPECIALIST II	N	SR16	13	P	1	N	\$ 37,044	\$ 3,122	\$ 37,464	\$ 37,464	Y	N			1
HMS/Hi PubHsAu/RentSubsidySec1	222	RA	11/28/2012	03/31/16	42526	PUBLIC HOUSING SPECIALIST I	N	SR16	13	T	1	N	\$ 37,044	\$ 3,002	\$ 36,024	\$ 36,024	Y	N			1
HMS/Hi PubHsAu/RentSubsidySec2	222	RA	7/1/2015	03/31/16	35416	PUBLIC HOUSING SPECIALIST II	N	SR16	13	T	1	N	\$ 44,580	\$ 3,798	\$ 45,576	\$ 45,576	Y	N			1
HMS/Hi PubHsAu/RentSubsidySec2	222	RA	7/26/2007	03/31/16	111465	PUBLIC HOUSING SPECIALIST I	N	SR16	13	T	1	N	\$ 32,928	\$ 2,887	\$ 34,644	\$ 34,644	Y	N			1
HMS/Hi PubHsAu/RentSubsidySec2	222	RA	10/1/2015	03/31/16	111466	PUBLIC HOUSING SPECIALIST II	N	SR16	13	P	1	N	\$ 38,520	\$ 3,246	\$ 38,952	\$ 38,952	Y	N			1
HMS/Hi PubHsAu/RentSubsidySec2	222	RA	4/1/2005	03/31/16	111467	PUBLIC HOUSING SPECIALIST I	N	SR16	13	T	1	N	\$ 32,928	\$ 3,153	\$ 37,836	\$ 37,836	Y	N			1
HMS/Hi PubHsAu/RentSubsidySec2	222	RA	7/1/2005	03/31/16	111468	PUBLIC HOUSING SPECIALIST I	N	SR16	13	T	1	N	\$ 32,928	\$ 2,566	\$ 30,792	\$ 30,792	Y	N			1
HMS/Hi PubHsAu/RentSubsidySec2	222	RA	2/16/2007	03/31/16	111469	PUBLIC HOUSING SPECIALIST II	N	SR18	13	T	1	N	\$ 37,044	\$ 3,512	\$ 42,144	\$ 42,144	Y	N			1
HMS/Hi PubHsAu/RntSbSec1ClrSvSt	222	RA	1/5/2008	03/31/16	14977	OFFICE ASSISTANT III	N	SR08	03	P	1	N	\$ 24,384	\$ 2,057	\$ 24,684	\$ 24,684	Y	N			1
HMS/Hi PubHsAu/RntSbSec1ClrSvSt	222	RA	6/2/2014	03/31/16	28655	OFFICE ASSISTANT III	N	SR08	03	P	1	N	\$ 27,768	\$ 2,725	\$ 26,700	\$ 26,700	Y	N			1
HMS/Hi PubHsAu/RntSbSec2ClrSvSt	222	RA	7/1/2009	03/31/16	111419	OFFICE ASSISTANT IV	N	SR10	03	P	1	N	\$ 26,364	\$ 3,290	\$ 39,480	\$ 39,480	Y	N			1
HMS/Hi PubHsAu/Sec8SubsPrgrmsBr	222	RA	6/1/2009	03/31/16	41280	PUBLIC HOUSING SUPERVISOR V	N	SR24	23	P	1	N	\$ 48,744	\$ 4,809	\$ 57,708	\$ 57,708	Y	N			1
HMS/Hi PubHsAu/Sec8SubsPrgrmsBr	222	RA	7/2/2015	03/31/16	41332	SECRETARY II	N	SR14	03	P	1	N	\$ 49,968	\$ 4,327	\$ 51,924	\$ 51,924	Y	N			1
HMS/Hi PubHsAu/Actg Section	229	HA	12/31/2014	03/31/16	2799	ACCOUNTANT III	N	SR20	13	P	1	N	\$ 61,062	\$ 5,001	\$ 60,012	\$ 60,012	Y	N			1
HMS/Hi PubHsAu/Actg Section	229	HA	10/16/2014	03/31/16	5854	ACCOUNTANT III	N	SR20	13	P	1	W	\$ 46,374	\$ 3,798	\$ 45,576	\$ 45,576	Y	N			1
HMS/Hi PubHsAu/Apple Svcs Unit	229	HA	9/30/2008	03/31/16	117850	PUBLIC HOUSING SPECIALIST II	N	SR16	13	T	1	N	\$ 32,928	\$ 3,512	\$ 42,144	\$ 42,144	Y	N			2
HMS/Hi PubHsAu/Budget Stf	229	HA	7/1/2015	03/31/16	100923	BGT RESOURCES SPLCT	Y	SRNA	13	P	1	N	\$ 51,300	\$ 4,275	\$ 51,300	\$ 51,300	Y	N			1
HMS/Hi PubHsAu/CntrlMncSvcsSec	229	HA	1/18/2014	03/31/16	6787	HEAVY TRUCK DRIVER	Y	BC07	01	P	1	N	\$ 44,142	\$ 3,398	\$ 40,776	\$ 40,776	Y	N			1

Hawaii Public Housing Authority
Vacancy Report as of November 30, 2015

Table 13

Org Description	Proj ID	Sub-Org	Date of Vacancy	Expected Fill Date	Position Number	Position Title	Exem. pt (Y/N)	SR Level	BU Code	Perm Temp (P/T)	EFT	MOF	Budgeted Amount	Actual Salary Last Paid	Annualized Actual Salary Last Paid	Annualized Actual Salary Last Paid	Authority to Hire (Y/N)	Occupied by 89 Day Hire (Y/N)	# of 89 Hire Appls	Describe # Filled by other Means	Priority # to Retain
HMS/Hi PubHsAu/CntrlMncSvcsSec	229	HA	12/31/2014	03/31/16	8833	PLUMBER I	N	BC10	01	P	1	N	\$ 51,054	\$ 4,089	\$ 49,068	\$ 49,068	Y	N			1
HMS/Hi PubHsAu/CntrlMncSvcsSec	229	HA	6/1/2015	03/31/16	8850	BUILDING MAINTENANCE WORKER I	N	BC09	01	P	1	N	\$ 49,182	\$ 4,018	\$ 48,216	\$ 48,216	Y	N			1
HMS/Hi PubHsAu/CntrlMncSvcsSec	229	HA	5/8/2015	03/31/16	10380	GENERAL LABORER I	N	BC02	01	P	1	N	\$ 36,687	\$ 2,997	\$ 35,964	\$ 35,964	Y	N			1
HMS/Hi PubHsAu/CntrlMncSvcsSec	229	HA	8/3/2015	03/31/16	28374	OFFICE ASSISTANT III	N	SR08	03	P	1	N	\$ 32,460	\$ 2,810	\$ 33,720	\$ 33,720	Y	Y	1		1
HMS/Hi PubHsAu/CntrlMncSvcsSec	229	HA	5/22/2013	03/31/16	41416	AIR CONDITIONING MECHANIC I	N	BC10	01	P	1	N	\$ 46,236	\$ 3,853	\$ 46,236	\$ 46,236	Y	N			1
HMS/Hi PubHsAu/ConstrMgtUt 1	229	HA	12/31/2014	03/31/16	8421	BUILDING CONST INSPECTOR II	N	SR19	03	P	1	N	\$ 51,924	\$ 4,327	\$ 51,924	\$ 51,924	Y	N			1
HMS/Hi PubHsAu/ConstrMgtUt 1	229	HA	3/16/2012	03/31/16	103024	CONTRACT ADMINISTRATOR	Y	SRNA	13	T	1	N	\$ 66,504	\$ 5,833	\$ 70,000	\$ 70,000	Y	N			1
HMS/Hi PubHsAu/ConstrMgtUt 1	229	HA	12/9/2011	03/31/16	120410	HOUSING BLDG CONSTRUCTN INSP II	N	SR19	03	T	1	W	\$ 37,512	\$ -	\$ -	\$ -	Y	N			1
HMS/Hi PubHsAu/ConstrMgtUt 2	229	HA	5/2/2013	03/31/16	8635	ENGINEER IV	N	SR24	13	P	1	N	\$ 62,412	\$ 4,276	\$ 51,312	\$ 51,312	Y	N			1
HMS/Hi PubHsAu/ConstrMgtUt 2	229	HA	1/24/2013	03/31/16	10887	HOUSING ENGINEER V	Y	SR26	23	P	1	N	\$ 69,588	\$ 4,809	\$ 57,708	\$ 57,708	Y	N			1
HMS/Hi PubHsAu/ConstrMgtUt 2	229	HA	8/1/2007	03/31/16	102676	HOUSING ENGINEER IV	N	SR24	13	T	1	W	\$ 48,744	\$ 5,627	\$ 67,524	\$ 67,524	Y	N			1
HMS/Hi PubHsAu/ConstructMgtSec	229	HA	7/1/2015	03/31/16	48707	OFFICE ASSISTANT III	N	SR08	03	T	1	N	\$ 27,768	\$ 2,314	\$ 27,768	\$ 27,768	Y	N			1
HMS/Hi PubHsAu/ExecDirSvStf	229	HA	12/31/2014	03/31/16	8063	OFFICE ASSISTANT II	N	SR06	03	P	1	W	\$ 35,112	\$ 2,926	\$ 35,112	\$ 35,112	Y	N			1
HMS/Hi PubHsAu/ExecDirSvStf	229	HA	7/1/2015	03/31/16	23084	OFFICE ASSISTANT III	N	SR08	03	P	1	W	\$ 42,684	\$ 3,557	\$ 42,684	\$ 42,684	Y	Y	1		1
HMS/Hi PubHsAu/Hsg Info Ofc	229	HA	4/29/2008	03/31/16	102041	HOUSING INFORMATION OFFICER	Y	SRNA	73	T	1	W	\$ 58,488	\$ 4,874	\$ 58,488	\$ 58,488	N	N			1
HMS/Hi PubHsAu/Ofc of Exec Dir	229	HA	9/16/2014	03/31/16	41265	OFFICE ASSISTANT III	N	SR08	03	P	1	N	\$ 36,468	\$ 3,039	\$ 36,468	\$ 36,468	Y	N			1
HMS/Hi PubHsAu/Ofc of Exec Dir	229	HA	1/19/2011	03/31/16	103045	HOMELESS COORDINATOR	Y	SRNA	13	T	1	N	\$ 68,285	\$ 5,633	\$ 67,596	\$ 67,596	Y	N			1
HMS/Hi PubHsAu/Payroll & Disbur	229	HA	10/8/2013	03/31/16	7994	ACCOUNT CLERK V	N	SR15	03	P	1	W	\$ 42,684	\$ 3,420	\$ 41,040	\$ 41,040	Y	N			1
HMS/Hi PubHsAu/Personnel Ofc	229	HA	10/16/2015	03/31/16	30111	PERSONNEL MGMT SPECIALIST III	N	SR20	73	P	1	N	\$ 44,580	\$ 3,651	\$ 43,812	\$ 43,812	Y	N			1
HMS/Hi PubHsAu/Personnel Ofc	229	HA	6/20/2011	03/31/16	51784	OFFICE ASSISTANT III	N	SR08	03	T	1	N	\$ 24,384	\$ 2,813	\$ 33,756	\$ 33,756	Y	N			2
HMS/Hi PubHsAu/Procurement Ofc	229	HA	7/1/2005	03/31/16	31664	PROCUREMENT & SUPPLY SPCLT III	N	SR20	13	P	1	W	\$ 40,020	\$ 3,410	\$ 40,920	\$ 40,920	Y	N			1
HMS/Hi PubHsAu/Procurement Ofc	229	HA	4/25/2011	03/31/16	117691	CONTRACT SPECIALIST	Y	SRNA	13	T	1	N	\$ 45,576	\$ 4,111	\$ 49,332	\$ 49,332	Y	N			1
HMS/Hi PubHsAu/PropMgt&MtnSvBr	229	HA	7/1/2015	03/31/16	32210	OFFICE ASSISTANT III	N	SR08	03	P	1	N	\$ 36,468	\$ 3,039	\$ 36,468	\$ 36,468	Y	N			1
HMS/Hi PubHsAu/PropMgt&MtnSvBr	229	HA	2/8/2013	03/31/16	101072	PUBLIC HOUSING MANAGER	Y	SRNA	00	T	1	N	\$ 75,996	\$ 6,666	\$ 79,992	\$ 79,992	Y	N			1
HMS/Hi PubHsAu/Pvt MgtContrSec	229	HA	11/13/2015	03/31/16	42096	SECRETARY I	N	SR12	03	P	1	W	\$ 28,536	\$ 2,705	\$ 32,460	\$ 32,460	Y	N			1
HMS/Hi PubHsAu/Pvt MgtContrSec	229	HA	3/1/2010	03/31/16	100986	PROP MGMT COORD II	Y	SRNA	13	T	1	N	\$ 75,960	\$ 6,330	\$ 75,960	\$ 75,960	Y	N			1
HMS/Hi PubHsAu/Pvt MgtContrSec	229	HA	12/24/2014	03/31/16	102048	PROPERTY MGMT SPCLT	Y	SRNA	13	P	1	W	\$ 49,332	\$ 4,111	\$ 49,332	\$ 49,332	N	N			1
HMS/Hi PubHsAu/Pvt MgtContrSec	229	HA	4/18/2014	03/31/16	117929	PROPERTY MANAGEMENT SPCLT	Y	SRNA	13	T	1	N	\$ 50,004	\$ 24	\$ 50,003	\$ 50,003	Y	N			1
HMS/Hi PubHsAu/ResidentSvcsSec	229	HA	12/31/2013	03/31/16	41254	SECRETARY I	N	SR12	03	P	1	N	\$ 41,064	\$ 3,290	\$ 39,480	\$ 39,480	Y	N			1
HMS/Hi PubHsAu/ResidentSvcsSec	229	HA	7/1/2015	03/31/16	103030	PROG SPCLT & TENANT SVCS	Y	SRNA	13	T	1	N	\$ 47,400	\$ 3,950	\$ 47,400	\$ 47,400	Y	N			1
HMS/Hi PubHsAu/ResidentSvcsSec	229	HA	7/1/2015	03/31/16	105632	RESIDENT SVCS PRGM SPCLT	Y	SRNA	13	T	1	N	\$ 49,296	\$ 4,108	\$ 49,296	\$ 49,296	Y	N			1
HMS/Hi PubHsAu/ResidentSvcsSec	229	HA	7/1/2015	03/31/16	111874	RESIDENT SVCS PRGM SPCLT	Y	SRNA	13	T	1	N	\$ 47,400	\$ 3,950	\$ 47,400	\$ 47,400	Y	N			1
HMS/Hi PubHsAu/ResSvcsCfrSvStf	229	HA	10/8/2014	03/31/16	31791	OFFICE ASSISTANT III	N	SR08	03	P	1	N	\$ 27,768	\$ 2,314	\$ 27,768	\$ 27,768	Y	N			1
HMS/Hi PubHsAu/Compliance Ofc	229	HA	6/16/2015	03/31/16	42104	SECRETARY I	N	SR12	03	P	1	W	\$ 31,236	\$ 2,603	\$ 31,236	\$ 31,236	Y	N			1
#N/A	229	HA	9/27/2006	03/31/16	51818	OFFICE ASSISTANT III	0	0	0	T	1	N	\$ 24,384	\$ -	\$ -	\$ -	0	0			1
#N/A	229	HA	3/4/2008	03/31/16	51820	OFFICE ASSISTANT III	0	0	0	T	1	N	\$ 24,384	\$ -	\$ -	\$ -	0	0			1
#N/A	229	HA	9/5/2007	03/31/16	100388	INFORMATION TECHNOL SPCLT IV	0	0	0	T	1	N	\$ 43,296	\$ -	\$ -	\$ -	0	0			1
#N/A	229	HA		03/31/16	94853K	ACCOUNT CLERK II	0	0	0	P	1	W	\$ 25,668	\$ -	\$ -	\$ -	0	0			1
#N/A	229	HA		03/31/16	94854K	ASST CHIEF FINANCIAL MGT ADVSR	0	0	0	P	1	W	\$ 75,960	\$ -	\$ -	\$ -	0	0			1
#N/A	229	HA		03/31/16	94855K	CONSTRUCTION COORDINATOR	0	0	0	T	1	W	\$ 55,500	\$ -	\$ -	\$ -	0	0			1
#N/A	229	HA		03/31/16	94856K	CONSTRUCTION COORDINATOR	0	0	0	T	1	W	\$ 55,500	\$ -	\$ -	\$ -	0	0			1
#N/A	229	HA		03/31/16	94857K	CONSTRUCTION COORDINATOR	0	0	0	T	1	W	\$ 55,500	\$ -	\$ -	\$ -	0	0			1
#N/A	229	HA		03/31/16	94858K	CONTRACT ASSISTANT	0	0	0	T	1	W	\$ 45,576	\$ -	\$ -	\$ -	0	0			1
#N/A	229	HA		03/31/16	94859K	CONTRACT ASSISTANT	0	0	0	T	1	W	\$ 45,576	\$ -	\$ -	\$ -	0	0			1
#N/A	229	HA		03/31/16	95851K	CONSTRUCTION INSPECTOR II-FY15	0	0	0	T	1	W	\$ 39,480	\$ -	\$ -	\$ -	0	0			1
#N/A	229	HA		03/31/16	95852K	CONSTRUCTION INSPECTOR II-FY15	0	0	0	T	1	W	\$ 39,480	\$ -	\$ -	\$ -	0	0			1
#N/A	229	HA		03/31/16	95853K	PERS MGMT SPCLT IV - FY2015	0	0	0	P	1	W	\$ 45,476	\$ -	\$ -	\$ -	0	0			1
#N/A	229	HA		03/31/16	95854K	SECRETARY I	0	0	0	P	1	W	\$ 30,036	\$ -	\$ -	\$ -	0	0			1
#N/A	229	HA		03/31/16	95855K	RESIDENT SERVICES COORDINATOR	0	0	0	T	1	W	\$ 45,576	\$ -	\$ -	\$ -	0	0			1
#N/A	229	HA		03/31/16	95856K	RESIDENT SERVICES COORDINATOR	0	0	0	T	1	W	\$ 45,576	\$ -	\$ -	\$ -	0	0			1
#N/A	229	HA		03/31/16	95857K	RESIDENT SERVICES COORDINATOR	0	0	0	T	1	W	\$ 45,576	\$ -	\$ -	\$ -	0	0			1
#N/A	229	HA		03/31/16	95858K	CERTIFIED PUBLIC ACCOUNTANT	0	0	0	P	1	N	\$ 75,000	\$ -	\$ -	\$ -	0	0			1
#N/A	229	HA		03/31/16	95859K	CERTIFIED PUBLIC ACCOUNTANT	0	0	0	P	1	N	\$ 75,000	\$ -	\$ -	\$ -	0	0			1
#N/A	229	HA		03/31/16	95860K	CERTIFIED PUBLIC ACCOUNTANT	0	0	0	P	1	N	\$ 75,000	\$ -	\$ -	\$ -	0	0			1
#N/A	229	HA		03/31/16	95861K	CERTIFIED PUBLIC ACCOUNTANT	0	0	0	P	1	N	\$ 75,000	\$ -	\$ -	\$ -	0	0			1
#N/A	229	HA		03/31/16	96904K	HOUSING MAINTENANCE MANAGER	0	0	0	T	1	N	\$ 52,728	\$ -	\$ -	\$ -	0	0			1
#N/A	229	HA		03/31/16	96908K	CLERK III	0	0	0	T	1	N	\$ 24,384	\$ -	\$ -	\$ -	0	0			2

Hawaii Public Housing Authority
 Personnel Separations from July 1, 2014 to November 30, 2015

Table 14

Prog ID	Sub-Org	Separation Date	Position Number	Position Title	Exempt (Y/N)	SR Level	BU Code	T/P	MOF	Budgeted FTE	Budgeted Salary	Actual FTE	Adjusted Actual FTE	Actual Salary	Annualized Actual Salary
220	RH	7/1/2015	4939	HOUSING GENERAL LABORER II	N	BC03	01	P	N	1.00	\$ 36,252	1.00	1.00	\$ 3,081	\$ 36,972
220	RH	5/30/2015	4940	HOUSING BUILDING MTNCE WKR II	N	WS09	01	P	N	1.00	\$ 50,160	1.00	1.00	\$ 4,264	\$ 51,168
220	RH	8/14/2014	5475	PUBLIC HOUSING SPECIALIST I	N	SR16	13	P	N	1.00	\$ 38,118	1.00	1.00	\$ 3,122	\$ 37,464
220	RH	7/2/2015	5640	HOUSING BUILDING MTNCE WKR I	N	BC09	01	P	N	1.00	\$ 47,268	1.00	1.00	\$ 4,018	\$ 48,216
220	RH	7/1/2015	5643	HOUSING BUILDING MTNCE HLPR	N	BC05	01	P	N	1.00	\$ 39,228	1.00	1.00	\$ 3,334	\$ 40,008
220	RH	7/19/2015	5856	OFFICE ASSISTANT IV	N	SR10	03	P	W	1.00	\$ 26,364	1.00	1.00	\$ 2,406	\$ 28,872
220	RH	9/2/2015	5951	CARPENTER I	N	BC09	01	P	N	1.00	\$ 49,182	1.00	1.00	\$ 4,018	\$ 48,216
220	RH	8/2/2015	6134	BUILDING MAINTENANCE WORKER I	N	BC09	01	P	N	1.00	\$ 49,182	1.00	1.00	\$ 4,018	\$ 48,216
220	RH	7/1/2015	6281	HSG GEN CONSTR & MTNCE SUPVR I	N	F110	02	P	N	1.00	\$ 55,740	1.00	1.00	\$ 4,645	\$ 55,740
220	RH	7/2/2015	6642	HOUSING WELDER I	Y	BC10	01	P	N	1.00	\$ 49,068	1.00	1.00	\$ 4,171	\$ 50,052
220	RH	7/1/2015	6681	HOUSING GENERAL LABORER II	N	BC03	01	P	N	1.00	\$ 36,252	1.00	1.00	\$ 3,081	\$ 36,972
220	RH	11/29/2015	6693	PUBLIC HOUSING SUPERVISOR IV	N	SR22	13	P	N	1.00	\$ 54,300	1.00	1.00	\$ 23	\$ 47,403
220	RH	7/2/2015	6727	HOUSING BUILDING MTNCE WKR I	N	BC09	01	P	N	1.00	\$ 47,268	1.00	1.00	\$ 4,018	\$ 48,216
220	RH	7/1/2015	6791	HOUSING BUILDING MTNCE WKR II	N	WS09	01	P	N	1.00	\$ 51,288	1.00	1.00	\$ 4,264	\$ 51,168
220	RH	7/1/2015	6931	HOUSING BLDG MTNCE SUPVR I	N	F109	02	P	N	1.00	\$ 51,504	1.00	1.00	\$ 4,292	\$ 51,504
220	RH	1/1/2015	7589	BUILDING MAINTENANCE WORKER I	N	BC09	01	P	N	1.00	\$ 49,182	1.00	1.00	\$ 3,939	\$ 47,268
220	RH	8/2/2014	8047	CARPENTER I	N	BC09	01	P	N	1.00	\$ 49,182	1.00	1.00	\$ 3,786	\$ 45,432
220	RH	7/1/2015	8636	HOUSING PAINTER I	N	BC09	01	P	N	1.00	\$ 47,268	1.00	1.00	\$ 4,018	\$ 48,216
220	RH	7/2/2015	8720	PUBLIC HOUSING SUPERVISOR IV	N	SR22	23	P	N	1.00	\$ 54,300	1.00	1.00	\$ 4,624	\$ 55,488
220	RH	7/2/2015	8752	GEN CONSTR & MTNCE SUPVR I	N	F110	02	P	N	1.00	\$ 48,000	1.00	1.00	\$ 4,466	\$ 53,592
220	RH	1/1/2015	8753	BUILDING MAINTENANCE WORKER II	N	WS09	01	P	N	1.00	\$ 52,194	1.00	1.00	\$ 4,180	\$ 50,160
220	RH	7/1/2015	8832	HSG GEN CONSTR & MTNCE SUPVR I	N	F110	02	P	N	1.00	\$ 53,592	1.00	1.00	\$ 4,466	\$ 53,592
220	RH	7/1/2015	8835	HOUSING BUILDING MTNCE WKR II	N	WS09	01	P	N	1.00	\$ 50,160	1.00	1.00	\$ 4,264	\$ 51,168
220	RH	1/1/2015	8841	TRUCK DRIVER	N	BC06	01	P	N	1.00	\$ 42,438	1.00	1.00	\$ 3,399	\$ 40,788
220	RH	11/14/2014	8843	HOUSING BUILDING MTNCE WKR I	N	BC09	01	P	N	1.00	\$ 47,388	1.00	1.00	\$ 3,862	\$ 46,344
220	RH	4/26/2015	8844	BUILDING MAINTENANCE HELPER	N	BC05	01	P	N	1.00	\$ 40,815	1.00	1.00	\$ 3,334	\$ 40,008
220	RH	7/1/2015	8846	HOUSING BUILDING MTNCE WKR I	N	BC09	01	P	N	1.00	\$ 47,268	1.00	1.00	\$ 4,018	\$ 48,216
220	RH	7/2/2015	8851	HOUSING BUILDING MTNCE WKR I	N	BC09	01	P	N	1.00	\$ 47,268	1.00	1.00	\$ 4,018	\$ 48,216
220	RH	7/2/2015	8919	HOUSING GENERAL LABORER I	N	BC02	01	P	N	1.00	\$ 36,048	1.00	1.00	\$ 2,997	\$ 35,964
220	RH	9/2/2014	9612	GENERAL LABORER II	N	BC03	01	P	N	1.00	\$ 37,719	1.00	1.00	\$ 2,962	\$ 35,544
220	RH	12/2/2014	9619	SECRETARY I	N	SR12	03	P	N	1.00	\$ 42,684	1.00	1.00	\$ 3,557	\$ 42,684
220	RH	5/10/2015	9619	SECRETARY I	N	SR12	03	P	N	1.00	\$ 42,684	1.00	1.00	\$ 3,557	\$ 42,684
220	RH	6/28/2015	9619	SECRETARY I	N	SR12	03	P	N	1.00	\$ 42,684	1.00	1.00	\$ 3,557	\$ 42,684
220	RH	7/1/2015	9662	HOUSING BUILDING MTNCE HLPR	N	BC05	01	P	N	1.00	\$ 39,228	1.00	1.00	\$ 3,334	\$ 40,008
220	RH	8/22/2015	9662	HOUSING BUILDING MTNCE HLPR	N	BC05	01	P	N	1.00	\$ 39,228	1.00	1.00	\$ 3,334	\$ 40,008
220	RH	7/1/2015	10376	HOUSING BUILDING MTNCE WKR I	N	BC09	01	P	N	1.00	\$ 47,388	1.00	1.00	\$ 3,939	\$ 47,268
220	RH	12/2/2014	10377	BUILDING MAINTENANCE WORKER I	N	BC09	01	P	N	1.00	\$ 49,182	1.00	1.00	\$ 3,939	\$ 47,268
220	RH	7/1/2015	10866	HOUSING BUILDING MTNCE WKR I	N	BC09	01	P	N	1.00	\$ 47,268	1.00	1.00	\$ 4,018	\$ 48,216
220	RH	7/2/2015	10907	HOUSING PAINTER I	N	BC09	01	P	N	1.00	\$ 47,268	1.00	1.00	\$ 4,018	\$ 48,216
220	RH	7/1/2015	11627	HSG GEN CONSTR & MTNCE SUPVR I	N	F110	02	P	W	1.00	\$ 52,536	1.00	1.00	\$ 4,378	\$ 52,536
220	RH	10/12/2014	14976	HOUSING BUILDING MTNCE WKR II	N	WS09	01	P	N	1.00	\$ 50,160	1.00	1.00	\$ 4,180	\$ 50,160

Hawaii Public Housing Authority
 Personnel Separations from July 1, 2014 to November 30, 2015

Table 14

Prog ID	Sub-Org	Separation Date	Position Number	Position Title	Exempt (Y/N)	SR Level	BU Code	T/P	MOF	Budgeted FTE	Budgeted Salary	Actual FTE	Adjusted Actual FTE	Actual Salary	Annualized Actual Salary
220	RH	7/2/2015	14976	HOUSING BUILDING MTNCE WKR II	N	WS09	01	P	N	1.00	\$ 50,160	1.00	1.00	\$ 4,180	\$ 50,160
220	RH	10/4/2014	15485	GENERAL LABORER I	N	BC02	01	P	N	1.00	\$ 36,687	1.00	1.00	\$ 2,880	\$ 34,560
220	RH	7/1/2015	15486	HOUSING GENERAL LABORER I	N	BC02	01	P	N	1.00	\$ 36,048	1.00	1.00	\$ 2,997	\$ 35,964
220	RH	7/2/2015	17665	PUBLIC HOUSING SUPERVISOR V	N	SR24	23	P	N	1.00	\$ 61,062	1.00	1.00	\$ 5,202	\$ 62,424
220	RH	7/1/2015	22433	HOUSING PLUMBER I	N	BC10	01	P	N	1.00	\$ 53,724	1.00	1.00	\$ 4,567	\$ 54,804
220	RH	7/2/2015	23120	HOUSING GENERAL LABORER I	N	BC02	01	P	N	1.00	\$ 33,228	1.00	1.00	\$ 2,938	\$ 35,256
220	RH	1/1/2015	27478	PUBLIC HOUSING SPECIALIST II	N	SR16	13	P	N	1.00	\$ 61,062	1.00	1.00	\$ 5,001	\$ 60,012
220	RH	2/1/2015	27478	PUBLIC HOUSING SPECIALIST II	N	SR16	13	P	N	1.00	\$ 61,062	1.00	1.00	\$ 5,001	\$ 60,012
220	RH	11/2/2014	35172	BUILDING MAINTENANCE WORKER I	N	BC09	01	P	N	1.00	\$ 49,182	1.00	1.00	\$ 3,712	\$ 44,544
220	RH	7/2/2015	35172	BUILDING MAINTENANCE WORKER I	N	BC09	01	P	N	1.00	\$ 49,182	1.00	1.00	\$ 3,712	\$ 44,544
220	RH	8/20/2015	35172	BUILDING MAINTENANCE WORKER I	N	BC09	01	P	N	1.00	\$ 49,182	1.00	1.00	\$ 3,712	\$ 44,544
220	RH	11/20/2014	39983	GENERAL LABORER I	N	BC02	01	P	N	1.00	\$ 36,687	1.00	1.00	\$ 2,938	\$ 35,256
220	RH	1/1/2015	41065	CARPENTER I	N	BC09	01	P	N	1.00	\$ 49,182	1.00	1.00	\$ 3,939	\$ 47,268
220	RH	2/2/2015	41067	PAINTER I	N	BC09	01	P	N	1.00	\$ 49,182	1.00	1.00	\$ 3,939	\$ 47,268
220	RH	6/7/2015	41349	PUBLIC HOUSING SUPERVISOR III	N	SR22	13	P	N	1.00	\$ 43,296	1.00	1.00	\$ 3,950	\$ 47,400
220	RH	11/26/2015	41483	CARPENTER I	N	BC09	01	P	N	1.00	\$ 49,182	1.00	1.00	\$ 4,098	\$ 49,176
220	RH	6/4/2015	42918	GENERAL LABORER I	N	BC02	01	P	W	1.00	\$ 36,687	1.00	1.00	\$ 2,997	\$ 35,964
220	RH	10/26/2014	44184	OFFICE ASSISTANT III	N	SR08	03	P	N	1.00	\$ 26,700	1.00	1.00	\$ 2,225	\$ 26,700
220	RH	5/31/2015	46343	PUBLIC HOUSING SPECIALIST I	N	SR16	13	P	N	1.00	\$ 45,036	1.00	1.00	\$ 3,122	\$ 37,464
220	RH	7/1/2015	120619	CARPENTER I	N	BC09	01	P	N	1.00	\$ 44,544	1.00	1.00	\$ 4,102	\$ 49,224
220	RH	7/2/2015	120620	CARPENTER I	N	BC09	01	P	N	1.00	\$ 44,544	1.00	1.00	\$ 4,018	\$ 48,216
220	RH	7/1/2015	120621	CARPENTER I	N	BC09	01	P	N	1.00	\$ 44,544	1.00	1.00	\$ 4,018	\$ 48,216
220	RH	7/9/2014	120622	ELECTRICIAN I	N	BC10	01	P	N	1.00	\$ 44,544	1.00	1.00	\$ 4,560	\$ 54,720
220	RH	7/2/2015	120623	ELECTRICIAN I	N	BC10	01	P	N	1.00	\$ 44,544	1.00	1.00	\$ 4,744	\$ 56,928
220	RH	7/1/2015	120624	ELECTRICIAN I	N	BC10	01	P	N	1.00	\$ 44,544	1.00	1.00	\$ 4,744	\$ 56,928
220	RH	7/1/2015	120625	ELECTRICIAN I	N	BC10	01	P	N	1.00	\$ 44,544	1.00	1.00	\$ 4,744	\$ 56,928
220	RH	7/1/2015	120627	PLUMBER I	N	BC10	01	P	N	1.00	\$ 44,544	1.00	1.00	\$ 4,567	\$ 54,804
220	RH	7/1/2015	120628	PLUMBER I	N	BC10	01	P	N	1.00	\$ 44,544	1.00	1.00	\$ 4,567	\$ 54,804
220	RH	7/2/2015	120629	PLUMBER I	N	BC10	01	P	N	1.00	\$ 44,544	1.00	1.00	\$ 4,389	\$ 52,668
220	RH	7/1/2015	121152	ELECTRICIAN	N	BC10	01	P	N	1.00	\$ 49,320	1.00	1.00	\$ 4,744	\$ 56,928
220	RH	7/1/2015	121154	PLUMBER	N	BC10	01	P	N	1.00	\$ 49,320	1.00	1.00	\$ 4,477	\$ 53,724
222	RA	4/19/2015	9647	PUBLIC HOUSING SPECIALIST II	N	SR16	13	P	N	1.00	\$ 48,228	1.00	1.00	\$ 3,950	\$ 47,400
222	RA	11/4/2015	23029	PUBLIC HOUSING SPECIALIST II	N	SR16	13	P	N	1.00	\$ 37,044	1.00	1.00	\$ 3,122	\$ 37,464
222	RA	8/14/2014	111470	PUBLIC HOUSING SPECIALIST I	N	SR16	13	T	N	1.00	\$ 32,928	1.00	1.00	\$ 18	\$ 37,461
222	RA	8/31/2014	111470	PUBLIC HOUSING SPECIALIST I	N	SR16	13	T	N	1.00	\$ 32,928	1.00	1.00	\$ 18	\$ 37,461
222	RA	7/17/2014	119190	HOUSING QUAL STDS INSP I	N	SR13	03	T	N	1.00	\$ 32,064	1.00	1.00	\$ 2,810	\$ 33,720
222	RA	11/30/2014	119190	HOUSING QUAL STDS INSP I	N	SR13	03	T	N	1.00	\$ 32,064	1.00	1.00	\$ 2,810	\$ 33,720
222	RA	2/15/2015	119190	HOUSING QUAL STDS INSP I	N	SR13	03	T	N	1.00	\$ 32,064	1.00	1.00	\$ 2,810	\$ 33,720
222	RA	6/21/2015	119199	HOUSING QUAL STDS INSPECTOR I	N	SR13	03	T	N	1.00	\$ 37,512	1.00	1.00	\$ 16	\$ 32,469
222	RA	9/20/2015	119199	HOUSING QUAL STDS INSPECTOR I	N	SR13	03	T	N	1.00	\$ 37,512	1.00	1.00	\$ 16	\$ 32,469
229	HA	1/1/2015	2799	ACCOUNTANT III	N	SR20	13	P	N	1.00	\$ 61,062	1.00	1.00	\$ 5,001	\$ 60,012
229	HA	7/1/2015	5968	HOUSING WELDER I	N	BC10	01	P	N	1.00	\$ 49,068	1.00	1.00	\$ 4,171	\$ 50,052

Hawaii Public Housing Authority
 Personnel Separations from July 1, 2014 to November 30, 2015

Table 14

Prog ID	Sub-Org	Separation Date	Position Number	Position Title	Exempt (Y/N)	SR Level	BU Code	T/P	MOF	Budgeted FTE	Budgeted Salary	Actual FTE	Adjusted Actual FTE	Actual Salary	Annualized Actual Salary
229	HA	10/12/2014	6627	PERSONNEL CLERK IV	N	SR11	63	P	N	1.00	\$ 29,988	1.00	1.00	\$ 2,499	\$ 29,988
229	HA	7/1/2015	8045	HOUSING PLUMBER HELPER	N	BC05	01	P	N	1.00	\$ 39,228	1.00	1.00	\$ 3,334	\$ 40,008
229	HA	1/1/2015	8063	OFFICE ASSISTANT II	N	SR06	03	P	W	1.00	\$ 35,112	1.00	1.00	\$ 2,926	\$ 35,112
229	HA	1/1/2015	8421	BUILDING CONST INSPECTOR II	N	SR19	03	P	N	1.00	\$ 51,924	1.00	1.00	\$ 4,327	\$ 51,924
229	HA	1/1/2015	8833	PLUMBER I	N	BC10	01	P	N	1.00	\$ 51,054	1.00	1.00	\$ 4,089	\$ 49,068
229	HA	6/2/2015	8850	BUILDING MAINTENANCE WORKER I	N	BC09	01	P	N	1.00	\$ 49,182	1.00	1.00	\$ 4,018	\$ 48,216
229	HA	5/9/2015	10380	GENERAL LABORER I	N	BC02	01	P	N	1.00	\$ 36,687	1.00	1.00	\$ 2,997	\$ 35,964
229	HA	7/2/2015	23084	OFFICE ASSISTANT III	N	SR08	03	P	W	1.00	\$ 42,684	1.00	1.00	\$ 3,557	\$ 42,684
229	HA	10/10/2015	23084	OFFICE ASSISTANT III	N	SR08	03	P	W	1.00	\$ 42,684	1.00	1.00	\$ 3,557	\$ 42,684
229	HA	7/19/2014	30111	PERSONNEL MGMT SPECIALIST III	N	SR20	73	P	N	1.00	\$ 44,580	1.00	1.00	\$ 21	\$ 43,805
229	HA	10/9/2014	31791	OFFICE ASSISTANT III	N	SR08	03	P	N	1.00	\$ 27,768	1.00	1.00	\$ 2,314	\$ 27,768
229	HA	4/5/2015	31791	OFFICE ASSISTANT III	N	SR08	03	P	N	1.00	\$ 27,768	1.00	1.00	\$ 2,314	\$ 27,768
229	HA	5/17/2015	31791	OFFICE ASSISTANT III	N	SR08	03	P	N	1.00	\$ 27,768	1.00	1.00	\$ 2,314	\$ 27,768
229	HA	10/31/2015	31791	OFFICE ASSISTANT III	N	SR08	03	P	N	1.00	\$ 27,768	1.00	1.00	\$ 2,314	\$ 27,768
229	HA	7/2/2015	32210	OFFICE ASSISTANT III	N	SR08	03	P	N	1.00	\$ 36,468	1.00	1.00	\$ 3,039	\$ 36,468
229	HA	4/22/2015	36360	ACCOUNT CLERK II	N	SR08	03	P	N	1.00	\$ 26,700	1.00	1.00	\$ 2,225	\$ 26,700
229	HA	9/2/2015	41333	SECRETARY II	N	SR14	03	P	N	1.00	\$ 36,072	1.00	1.00	\$ 3,557	\$ 42,684
229	HA	10/4/2015	42104	SECRETARY I	N	SR12	03	P	W	1.00	\$ 31,236	1.00	1.00	\$ 15	\$ 31,242
229	HA	7/2/2015	48707	OFFICE ASSISTANT III	N	SR08	03	T	N	1.00	\$ 27,768	1.00	1.00	\$ 2,314	\$ 27,768
229	HA	7/2/2015	100913	HEARINGS ASST	Y	SRNA	03	T	N	1.00	\$ 49,344	1.00	1.00	\$ 3,039	\$ 36,468
229	HA	7/2/2015	100923	BGT RESOURCES SPCLT	Y	SRNA	13	P	N	1.00	\$ 51,300	1.00	1.00	\$ 4,275	\$ 51,300
229	HA	12/25/2014	102048	PROPERTY MGMT SPCLT	Y	SRNA	13	P	W	1.00	\$ 49,332	1.00	1.00	\$ 4,111	\$ 49,332
229	HA	7/2/2015	103030	PROG SPCLT & TENANT SVCS	Y	SRNA	13	T	N	1.00	\$ 47,400	1.00	1.00	\$ 3,950	\$ 47,400
229	HA	10/2/2014	103036	RESIDENT SERVICES PRGM SPCLT	Y	SRNA	13	T	N	1.00	\$ 40,548	1.00	1.00	\$ 3,379	\$ 40,548
229	HA	7/2/2015	105632	RESIDENT SVCS PRGM SPCLT	Y	SRNA	13	T	N	1.00	\$ 49,296	1.00	1.00	\$ 4,108	\$ 49,296
229	HA	5/24/2015	106429	INFORMATION TECHNOL SPCLT IV	N	SR22	13	T	N	1.00	\$ 48,228	1.00	1.00	\$ 23	\$ 47,403
229	HA	12/2/2015	107934	HOUSING PLANNER	Y	SRNA	13	T	N	1.00	\$ 60,012	1.00	1.00	\$ 5,001	\$ 60,012
229	HA	7/2/2015	111874	RESIDENT SVCS PRGM SPCLT	Y	SRNA	13	T	N	1.00	\$ 47,400	1.00	1.00	\$ 3,950	\$ 47,400
229	HA	7/2/2015	120409	HOUSING BUILDING CONST INSP II	N	SR19	03	T	W	1.00	\$ 44,388	1.00	1.00	\$ 3,699	\$ 44,388
229	HA	3/22/2015	121147	ACCOUNTANT III	N	SR20	13	P	W	1.00	\$ 42,132	1.00	1.00	\$ 3,651	\$ 43,812

Double digit figures represent hourly wages for 89-day hires.

Hawaii Public Housing Authority
Positions Filled from July 1, 2014 to November 30, 2015

Table 15

Prog ID	Sub-Org	Effective Date	Position	Position Title	Exempt	SR Level	BU Code	T/P	MOF	Budgeted	Budgeted	Actual	Adjusted	Actual	Annualized	Occupied by 89
		Position Filled	Number		(Y/N)					FTE	Salary	FTE	Actual FTE	Salary	Actual Salary	Day Hire (Y/N)
220	RH	06/30/15	4939	HOUSING GENERAL LABORER II	N	BC03	01	P	N	1.00	\$ 36,252	1.00	1.00	\$ 3,081	\$ 36,972	N
220	RH	01/05/15	5475	PUBLIC HOUSING SPECIALIST I	N	SR16	13	P	N	1.00	\$ 38,118	1.00	1.00	\$ 3,122	\$ 37,464	N
220	RH	06/30/15	5643	HOUSING BUILDING MTNCE HLPR	N	BC05	01	P	N	1.00	\$ 39,228	1.00	1.00	\$ 3,334	\$ 40,008	N
220	RH	05/18/15	5856	OFFICE ASSISTANT IV	N	SR10	03	P	W	1.00	\$ 26,364	1.00	1.00	\$ 2,406	\$ 28,872	N
220	RH	10/16/15	5856	OFFICE ASSISTANT IV	N	SR10	03	P	W	1.00	\$ 26,364	1.00	1.00	\$ 2,406	\$ 28,872	N
220	RH	11/23/15	5951	CARPENTER I	N	BC09	01	P	N	1.00	\$ 49,182	1.00	1.00	\$ 4,098	\$ 49,176	N
220	RH	06/30/15	6281	HSG GEN CONSTR & MTNCE SUPVR I	N	F110	02	P	N	1.00	\$ 55,740	1.00	1.00	\$ 4,645	\$ 55,740	N
220	RH	06/30/15	6681	HOUSING GENERAL LABORER II	N	BC03	01	P	N	1.00	\$ 36,252	1.00	1.00	\$ 3,081	\$ 36,972	N
220	RH	09/01/15	6693	PUBLIC HOUSING SUPERVISOR IV	N	SR22	73	P	N	1.00	\$ 54,300	1.00	1.00	\$ 23	\$ 47,403	Y
220	RH	06/30/15	6791	HOUSING BUILDING MTNCE WKR II	N	WS09	01	P	N	1.00	\$ 51,288	1.00	1.00	\$ 4,264	\$ 51,168	N
220	RH	06/30/15	6931	HOUSING BLDG MTNCE SUPVR I	N	F109	02	P	N	1.00	\$ 51,504	1.00	1.00	\$ 4,292	\$ 51,504	N
220	RH	07/01/15	8548	PUBLIC HOUSING SUPERVISOR V	N	SR24	23	P	N	1.00	\$ 66,054	1.00	1.00	\$ 5,410	\$ 64,920	N
220	RH	06/30/15	8636	HOUSING PAINTER I	N	BC09	01	P	N	1.00	\$ 47,268	1.00	1.00	\$ 4,018	\$ 48,216	N
220	RH	09/22/14	8752	GEN CONSTR & MTNCE SUPVR I	N	SRNA	02	P	N	1.00	\$ 48,000	1.00	1.00	\$ 4,466	\$ 53,592	N
220	RH	07/01/15	8752	GEN CONSTR & MTNCE SUPVR I	N	SRNA	02	P	N	1.00	\$ 48,000	1.00	1.00	\$ 4,466	\$ 53,592	N
220	RH	10/07/15	8752	GEN CONSTR & MTNCE SUPVR I	N	SRNA	02	P	N	1.00	\$ 48,000	1.00	1.00	\$ 4,466	\$ 53,592	N
220	RH	11/05/15	8753	BUILDING MAINTENANCE WORKER II	N	WS09	01	P	N	1.00	\$ 52,194	1.00	1.00	\$ 4,349	\$ 52,188	N
220	RH	06/30/15	8832	HSG GEN CONSTR & MTNCE SUPVR I	N	F110	02	P	N	1.00	\$ 53,592	1.00	1.00	\$ 4,466	\$ 53,592	N
220	RH	06/30/15	8835	HOUSING BUILDING MTNCE WKR II	N	WS09	01	P	N	1.00	\$ 50,160	1.00	1.00	\$ 4,264	\$ 51,168	N
220	RH	06/30/15	8846	HOUSING BUILDING MTNCE WKR I	N	BC09	01	P	N	1.00	\$ 47,268	1.00	1.00	\$ 4,018	\$ 48,216	N
220	RH	11/03/15	9612	GENERAL LABORER II	N	BC03	01	P	N	1.00	\$ 37,719	1.00	1.00	\$ 3,143	\$ 37,716	N
220	RH	02/10/15	9619	SECRETARY I	N	SR12	63	P	N	1.00	\$ 42,684	1.00	1.00	\$ 15	\$ 31,242	Y
220	RH	05/12/15	9619	SECRETARY I	N	SR12	63	P	N	1.00	\$ 42,684	1.00	1.00	\$ 15	\$ 31,242	Y
220	RH	06/30/15	9662	HOUSING BUILDING MTNCE HLPR	N	BC05	01	P	N	1.00	\$ 39,228	1.00	1.00	\$ 3,334	\$ 40,008	N
220	RH	06/30/15	10376	HOUSING BUILDING MTNCE WKR I	N	BC09	01	P	N	1.00	\$ 47,388	1.00	1.00	\$ 4,018	\$ 48,216	N
220	RH	11/16/15	10377	BUILDING MAINTENANCE WORKER I	N	BC09	01	P	N	1.00	\$ 49,182	1.00	1.00	\$ 4,098	\$ 49,176	N
220	RH	06/30/15	10866	HOUSING BUILDING MTNCE WKR I	N	BC09	01	P	N	1.00	\$ 47,268	1.00	1.00	\$ 4,018	\$ 48,216	N
220	RH	06/30/15	11627	HSG GEN CONSTR & MTNCE SUPVR I	N	F110	02	P	W	1.00	\$ 52,536	1.00	1.00	\$ 4,466	\$ 53,592	N
220	RH	03/16/15	14976	HOUSING BUILDING MTNCE WKR II	N	SRNA	01	P	N	1.00	\$ 50,160	1.00	1.00	\$ 4,180	\$ 50,160	N
220	RH	07/08/14	14978	PUBLIC HOUSING SUPERVISOR V	N	SR24	23	P	N	1.00	\$ 61,062	1.00	1.00	\$ 5,001	\$ 60,012	N
220	RH	06/30/15	15486	HOUSING GENERAL LABORER I	N	BC02	01	P	N	1.00	\$ 36,048	1.00	1.00	\$ 2,997	\$ 35,964	N
220	RH	09/11/15	15721	BUILDING MAINTENANCE WORKER I	N	BC09	01	P	N	1.00	\$ 49,182	1.00	1.00	\$ 4,018	\$ 48,216	N
220	RH	10/06/14	18669	SOCIAL SERVICE ASSISTANT IV	N	SR11	03	P	W	1.00	\$ 27,396	1.00	1.00	\$ 2,499	\$ 29,988	N
220	RH	09/21/15	21546	PUBLIC HOUSING SUPERVISOR IV	N	SR22	93	P	W	1.00	\$ 50,172	1.00	1.00	\$ 23	\$ 47,403	Y
220	RH	12/05/14	22432	BUILDING MAINTENANCE HELPER	N	SRNA	01	P	N	1.00	\$ 40,815	1.00	1.00	\$ 3,205	\$ 38,460	N
220	RH	06/30/15	22433	HOUSING PLUMBER I	N	BC10	01	P	N	1.00	\$ 53,724	1.00	1.00	\$ 4,171	\$ 50,052	N
220	RH	07/27/15	23050	PUBLIC HOUSING SUPERVISOR III	N	SR20	13	P	N	1.00	\$ 44,580	1.00	1.00	\$ 3,798	\$ 45,576	N
220	RH	03/27/15	23120	HOUSING GENERAL LABORER I	N	SRNA	01	P	N	1.00	\$ 33,228	1.00	1.00	\$ 2,938	\$ 35,256	N
220	RH	08/01/14	23696	PUBLIC HOUSING SPECIALIST I	N	SR16	13	P	N	1.00	\$ 36,096	1.00	1.00	\$ 3,950	\$ 47,400	N
220	RH	01/05/15	23698	PUBLIC HOUSING SPECIALIST I	N	SR16	13	P	W	1.00	\$ 48,228	1.00	1.00	\$ 3,122	\$ 37,464	N
220	RH	01/12/15	27478	PUBLIC HOUSING SPECIALIST II	N	SR16	73	P	N	1.00	\$ 61,062	1.00	1.00	\$ 18	\$ 37,461	Y
220	RH	11/06/15	32407	HOUSING BUILDING MTNCE WKR II	N	WS09	01	P	W	1.00	\$ 33,228	1.00	1.00	\$ 4,349	\$ 52,188	N
220	RH	02/09/15	35172	BUILDING MAINTENANCE WORKER I	N	SRNA	01	P	N	1.00	\$ 49,182	1.00	1.00	\$ 3,939	\$ 47,268	N
220	RH	07/02/15	35172	BUILDING MAINTENANCE WORKER I	N	SRNA	01	P	N	1.00	\$ 49,182	1.00	1.00	\$ 3,939	\$ 47,268	N
220	RH	08/20/15	35172	BUILDING MAINTENANCE WORKER I	N	SRNA	01	P	N	1.00	\$ 49,182	1.00	1.00	\$ 3,939	\$ 47,268	N
220	RH	04/09/15	41073	SOCIAL SERVICE ASSISTANT IV	N	SR11	03	P	N	1.00	\$ 27,396	1.00	1.00	\$ 3,699	\$ 44,388	N
220	RH	08/27/14	41349	PUBLIC HOUSING SUPERVISOR III	N	SR22	13	P	N	1.00	\$ 43,296	1.00	1.00	\$ 3,950	\$ 47,400	N

Hawaii Public Housing Authority
Positions Filled from July 1, 2014 to November 30, 2015

Table 15

Prog ID	Sub-Org	Effective Date Position Filled	Position Number	Position Title	Exempt (Y/N)	SR Level	BU Code	T/P	MOF	Budgeted FTE	Budgeted Salary	Actual FTE	Adjusted Actual FTE	Actual Salary	Annualized Actual Salary	Occupied by 89 Day Hire (Y/N)
220	RH	09/08/14	46343	PUBLIC HOUSING SPECIALIST I	N	SR16	13	P	N	1.00	\$ 45,036	1.00	1.00	\$ 3,122	\$ 37,464	N
220	RH	06/30/15	120619	CARPENTER I	N	BC09	01	P	N	1.00	\$ 44,544	1.00	1.00	\$ 4,018	\$ 48,216	N
220	RH	07/14/14	120620	CARPENTER I	N	SRNA	01	P	N	1.00	\$ 44,544	1.00	1.00	\$ 3,862	\$ 46,344	N
220	RH	07/01/15	120620	CARPENTER I	N	SRNA	01	P	N	1.00	\$ 44,544	1.00	1.00	\$ 3,862	\$ 46,344	N
220	RH	11/06/15	120620	CARPENTER I	N	SRNA	01	P	N	1.00	\$ 44,544	1.00	1.00	\$ 3,862	\$ 46,344	N
220	RH	06/30/15	120621	CARPENTER I	N	BC09	01	P	N	1.00	\$ 44,544	1.00	1.00	\$ 4,018	\$ 48,216	N
220	RH	09/08/14	120623	ELECTRICIAN I	N	SRNA	01	P	N	1.00	\$ 44,544	1.00	1.00	\$ 4,560	\$ 54,720	N
220	RH	07/01/15	120623	ELECTRICIAN I	N	SRNA	01	P	N	1.00	\$ 44,544	1.00	1.00	\$ 4,560	\$ 54,720	N
220	RH	06/30/15	120624	ELECTRICIAN I	N	BC10	01	P	N	1.00	\$ 44,544	1.00	1.00	\$ 4,171	\$ 50,052	N
220	RH	06/30/15	120625	ELECTRICIAN I	N	BC10	01	P	N	1.00	\$ 44,544	1.00	1.00	\$ 4,171	\$ 50,052	N
220	RH	06/30/15	120627	PLUMBER I	N	BC10	01	P	N	1.00	\$ 44,544	1.00	1.00	\$ 4,171	\$ 50,052	N
220	RH	06/30/15	120628	PLUMBER I	N	BC10	01	P	N	1.00	\$ 44,544	1.00	1.00	\$ 4,171	\$ 50,052	N
220	RH	10/30/14	120629	PLUMBER I	N	SRNA	01	P	N	1.00	\$ 44,544	1.00	1.00	\$ 4,303	\$ 51,636	N
220	RH	07/01/15	120629	PLUMBER I	N	SRNA	01	P	N	1.00	\$ 44,544	1.00	1.00	\$ 4,303	\$ 51,636	N
220	RH	09/11/15	120629	PLUMBER I	N	SRNA	01	P	N	1.00	\$ 44,544	1.00	1.00	\$ 4,303	\$ 51,636	N
220	RH	06/30/15	121152	ELECTRICIAN	N	BC10	01	P	N	1.00	\$ 49,320	1.00	1.00	\$ 4,171	\$ 50,052	N
220	RH	06/30/15	121154	PLUMBER	N	BC10	01	P	N	1.00	\$ 49,320	1.00	1.00	\$ 4,171	\$ 50,052	N
220	RH	03/31/15	121268	PROGRAM SPECIALIST	Y	SRNA	13	T	N	1.00	\$ 45,576	1.00	1.00	\$ 3,950	\$ 47,400	N
220	RH	05/01/15	121269	PROGRAM SPECIALIST	Y	SRNA	13	T	N	1.00	\$ 45,576	1.00	1.00	\$ 28	\$ 57,720	N
222	RA	11/16/15	9647	PUBLIC HOUSING SPECIALIST II	N	SR16	13	P	N	1.00	\$ 48,228	1.00	1.00	\$ 3,122	\$ 37,464	N
222	RA	05/01/15	23029	PUBLIC HOUSING SPECIALIST II	N	SR16	13	P	N	1.00	\$ 37,044	1.00	1.00	\$ 3,122	\$ 37,464	N
222	RA	02/18/15	101214	HOUSING QUAL STDS INSP III	N	SR17	04	T	N	1.00	\$ 46,188	1.00	1.00	\$ 3,165	\$ 37,980	N
222	RA	08/14/14	111470	PUBLIC HOUSING SPECIALIST I	N	SR16	73	T	N	1.00	\$ 32,928	1.00	1.00	\$ 18	\$ 37,461	Y
222	RA	09/02/14	111470	PUBLIC HOUSING SPECIALIST I	N	SR16	73	T	N	1.00	\$ 32,928	1.00	1.00	\$ 18	\$ 37,461	Y
222	RA	09/03/14	119190	HOUSING QUAL STDS INSP I	N	SR13	63	T	N	1.00	\$ 32,064	1.00	1.00	\$ 16	\$ 32,469	Y
222	RA	12/02/14	119190	HOUSING QUAL STDS INSP I	N	SR13	63	T	N	1.00	\$ 32,064	1.00	1.00	\$ 16	\$ 32,469	Y
222	RA	02/17/15	119190	HOUSING QUAL STDS INSP I	N	SR13	63	T	N	1.00	\$ 32,064	1.00	1.00	\$ 16	\$ 32,469	Y
222	RA	03/25/15	119199	HOUSING QUAL STDS INSPECTOR I	N	SR13	63	T	N	1.00	\$ 37,512	1.00	1.00	\$ 16	\$ 32,469	Y
222	RA	06/23/15	119199	HOUSING QUAL STDS INSPECTOR I	N	SR13	63	T	N	1.00	\$ 37,512	1.00	1.00	\$ 16	\$ 32,469	Y
222	RA	09/22/15	119199	HOUSING QUAL STDS INSPECTOR I	N	SR13	63	T	N	1.00	\$ 37,512	1.00	1.00	\$ 16	\$ 32,469	Y
229	HA	06/30/15	5968	HOUSING WELDER I	N	BC10	01	P	N	1.00	\$ 49,068	1.00	1.00	\$ 4,171	\$ 50,052	N
229	HA	06/30/15	8045	HOUSING PLUMBER HELPER	N	BC05	01	P	N	1.00	\$ 39,228	1.00	1.00	\$ 3,334	\$ 40,008	N
229	HA	03/27/15	8751	PUBLIC HOUSING SUPVR VI	N	SR26	23	P	N	1.00	\$ 52,728	1.00	1.00	\$ 6,086	\$ 73,032	N
229	HA	10/16/14	22265	ACCOUNT CLERK III	N	SR11	03	P	W	1.00	\$ 27,396	1.00	1.00	\$ 2,499	\$ 29,988	N
229	HA	08/19/15	23084	OFFICE ASSISTANT III	N	SR08	63	P	W	1.00	\$ 42,684	1.00	1.00	\$ 13	\$ 26,707	Y
229	HA	11/12/15	23084	OFFICE ASSISTANT III	N	SR08	63	P	W	1.00	\$ 42,684	1.00	1.00	\$ 13	\$ 26,707	Y
229	HA	10/22/15	28374	OFFICE ASSISTANT III	N	SR08	63	P	N	1.00	\$ 32,460	1.00	1.00	\$ 13	\$ 26,707	Y
229	HA	02/02/15	30111	PERSONNEL MGMT SPECIALIST III	N	SR20	73	P	N	1.00	\$ 44,580	1.00	1.00	\$ 3,651	\$ 43,812	N
229	HA	01/05/15	31791	OFFICE ASSISTANT III	N	SR08	63	P	N	1.00	\$ 27,768	1.00	1.00	\$ 13	\$ 26,707	Y
229	HA	04/07/15	31791	OFFICE ASSISTANT III	N	SR08	63	P	N	1.00	\$ 27,768	1.00	1.00	\$ 13	\$ 26,707	Y
229	HA	08/03/15	31791	OFFICE ASSISTANT III	N	SR08	63	P	N	1.00	\$ 27,768	1.00	1.00	\$ 13	\$ 26,707	Y
229	HA	10/26/15	36360	ACCOUNT CLERK II	N	SR08	03	P	N	1.00	\$ 26,700	1.00	1.00	\$ 2,225	\$ 26,700	N
229	HA	10/16/14	41252	ACCOUNTANT IV	N	SR22	23	P	N	1.00	\$ 54,300	1.00	1.00	\$ 4,109	\$ 49,308	N
229	HA	09/16/14	41333	SECRETARY II	N	SR14	03	P	N	1.00	\$ 36,072	1.00	1.00	\$ 3,422	\$ 41,064	N
229	HA	11/13/15	41333	SECRETARY II	N	SR14	03	P	N	1.00	\$ 36,072	1.00	1.00	\$ 3,422	\$ 41,064	N
229	HA	10/02/14	42096	SECRETARY I	N	SR12	03	P	W	1.00	\$ 28,536	1.00	1.00	\$ 2,603	\$ 31,236	N
229	HA	08/26/15	42104	SECRETARY I	N	SR12	03	P	W	1.00	\$ 31,236	1.00	1.00	\$ 15	\$ 31,242	Y

Hawaii Public Housing Authority
 Positions Filled from July 1, 2014 to November 30, 2015

Table 15

Prog ID	Sub-Org	Effective Date	Position	Position Title	Exempt	SR Level	BU Code	T/P	MOF	Budgeted	Budgeted	Actual	Adjusted	Actual	Annualized	Occupied by 89
		Position Filled	Number		(Y/N)					FTE	Salary	FTE	Actual FTE	Salary	Actual Salary	Day Hire (Y/N)
229	HA	09/12/14	42107	ACCOUNTANT III	N	SR20	13	P	N	1.00	\$ 40,020	1.00	1.00	\$ 3,651	\$ 43,812	N
229	HA	01/27/15	100886	HOUSING DEVELOPMENT SPCLT I	Y	SRNA	13	T	W	1.00	\$ 51,312	1.00	1.00	\$ 7,500	\$ 90,000	N
229	HA	12/18/14	100913	HEARINGS ASST	Y	SRNA	03	T	N	1.00	\$ 49,344	1.00	1.00	\$ 3,039	\$ 36,468	N
229	HA	10/12/15	100913	HEARINGS ASST	Y	SRNA	03	T	N	1.00	\$ 49,344	1.00	1.00	\$ 3,039	\$ 36,468	N
229	HA	10/07/15	100917	HSG COMPLIANCE & EVA SPCLT	Y	SRNA	13	T	N	1.00	\$ 43,812	1.00	1.00	\$ 5,410	\$ 64,920	N
229	HA	08/21/14	102034	HOUSING PLANNER (SPVR)	Y	SRNA	13	P	N	1.00	\$ 52,728	1.00	1.00	\$ 7,700	\$ 92,400	N
229	HA	03/25/15	103036	RESIDENT SERVICES PRGM SPCLT	Y	SRNA	13	T	N	1.00	\$ 40,548	1.00	1.00	\$ 4,275	\$ 51,300	N
229	HA	04/16/15	106429	INFORMATION TECHNOL SPCLT IV	N	SR22	73	T	N	1.00	\$ 48,228	1.00	1.00	\$ 23	\$ 47,403	Y
229	HA	08/12/15	106429	INFORMATION TECHNOL SPCLT IV	N	SR22	73	T	N	1.00	\$ 48,228	1.00	1.00	\$ 23	\$ 47,403	Y
229	HA	10/01/14	111874	RESIDENT SVCS PRGM SPCLT	Y	SRNA	13	T	N	1.00	\$ 47,400	1.00	1.00	\$ 3,950	\$ 47,400	N
229	HA	08/18/14	118751	ACCOUNT CLERK III	N	SR11	03	P	N	1.00	\$ 30,804	1.00	1.00	\$ 2,499	\$ 29,988	N
229	HA	07/01/15	120409	HOUSING BUILDING CONST INSP II	N	SR19	03	T	W	1.00	\$ 44,388	1.00	1.00	\$ 3,422	\$ 41,064	N
229	HA	07/28/14	120790	CT II	N	SR20	73	P	N	1.00	\$ 24,384	1.00	1.00	\$ 3,651	\$ 43,812	N
229	HA	01/16/15	121147	ACCOUNTANT III	N	SR20	13	P	W	1.00	\$ 42,132	1.00	1.00	\$ 3,651	\$ 43,812	N
229	HA	08/26/15	121147	ACCOUNTANT III	N	SR20	13	P	W	1.00	\$ 42,132	1.00	1.00	\$ 3,651	\$ 43,812	N

Double digit figures represent hourly wages of 89-day hires.

Hawaii Public Housing Authority
 Unauthorized Positions as of November 30, 2015

Table 16

<u>Prog ID</u>	<u>Sub-Org</u>	<u>Date Established</u>	<u>Legal Authority</u>	<u>Position Number</u>	<u>Position Title</u>	<u>Exempt (Y/N)</u>	<u>SR Level</u>	<u>BU Code</u>	<u>T/P</u>	<u>MOF</u>	<u>FTE</u>	<u>Annual Salary</u>	<u>Filled (Y/N)</u>	<u>Occupied by 89 Day Hire (Y/N)</u>
(None)														

Hawaii Public Housing Authority
Overtime Expenditure Summary

Table 17

Prog ID	Sub-Org	Program Title	MOF	FY15 (actual)			FY16 (estimated)			FY17 (budgeted)		
				Base Salary	Overtime	Overtime	Base Salary	Overtime	Overtime	Base Salary	Overtime	Overtime
				\$\$\$\$	\$\$\$\$	Percent	\$\$\$\$	\$\$\$\$	Percent	\$\$\$\$	\$\$\$\$	Percent
220		Rental Housing Services	N	\$ 2,836,859	\$ 268,908	9.5%	\$ 2,879,411	\$ 272,942	9.5%	\$ 2,922,603	\$ 277,036	9.5%
220		Rental Housing Services	W	\$ 165,879	\$ 19,892	12.0%	\$ 168,367	\$ 20,191	12.0%	\$ 170,892	\$ 20,493	12.0%
222		Rental Assistance	N	\$ 318,959	\$ 10,551	3.3%	\$ 323,743	\$ 10,709	3.3%	\$ 328,599	\$ 10,869	3.3%
222		Rental Assistance	A	\$ 53,195	\$ 1,386	2.6%	\$ 53,993	\$ 1,406	2.6%	\$ 54,803	\$ 1,428	2.6%
229		HPHA Administration	N	\$ 1,285,899	\$ 138,661	10.8%	\$ 1,305,188	\$ 140,741	10.8%	\$ 1,324,765	\$ 142,852	10.8%
229		HPHA Administration	W	\$ 163,575	\$ 25,887	15.8%	\$ 166,029	\$ 26,275	15.8%	\$ 168,519	\$ 26,669	15.8%
					\$ 465,284			\$ 472,264				

Hawaii Public Housing Authority

Table 18

Overtime Position List

(Only for Positions the Sum of Overtime Paid and Value of Compensatory Time for which was at Least 10% of Base Pay during FY15)

Prog ID	Position No.	Bargaining Unit	Included in CB (Y/N)	Exempt (Y/N)	Temp or Perm (T/P)	MOF	Position Title	Salary Range Level	Base Annual Pay	Hours Exceeding Standard	FY 15						
											OT		Comp Time		Total OT/Comp		
											\$ Amount Paid	% of Base	Hours Earned	\$ Value of Hours Earned	% \$ Value of Base Salary	\$ Amount OT Paid + \$ Value Comp Hours Earned	% of Base
229	2798	13	Y	N	P	W	Accountant V		59,458	275.75	11,824	19.9%			0.0%	11,824	19.9%
229	2799	13	Y	N	P	N	Accountant III		32,411	222.40	5,198	16.0%			0.0%	5,198	16.0%
220	2804	01	Y	N	P	N	Building Maintenance Worker I		47,118	151.57	5,150	10.9%			0.0%	5,150	10.9%
220	2806	01	Y	N	P	N	Building Maintenance Helper		39,167	143.12	4,042	10.3%			0.0%	4,042	10.3%
220	5642	01	Y	N	P	N	Building Maintenance Helper		39,102	287.02	8,093	20.7%			0.0%	8,093	20.7%
220	5643	01	Y	N	P	N	Housing Building Maintenance Helper		37,921	241.69	6,609	17.4%			0.0%	6,609	17.4%
229	5854	13	Y	N	P	N	Accountant III		47,762	718.82	24,759	51.8%			0.0%	24,759	51.8%
220	6132	01	Y	N	P	N	Building Maintenance Worker I		47,118	411.45	13,981	29.7%			0.0%	13,981	29.7%
220	6281	02	Y	N	P	N	Housing General Construction and Maintenance Supervisor I		55,649	498.36	20,000	35.9%			0.0%	20,000	35.9%
220	6681	01	Y	N	P	N	Housing General Labor II		36,137	316.91	8,259	22.9%			0.0%	8,259	22.9%
220	6727	01	Y	N	P	N	Housing Building Maintenance Worker I		47,118	268.50	9,123	19.4%			0.0%	9,123	19.4%
220	6786	01	Y	N	P	N	Building Maintenance Worker I		49,774	194.29	6,974	14.0%			0.0%	6,974	14.0%
220	6792	01	Y	N	P	N	Housing Building Maintenance Helper		41,325	138.20	4,118	10.0%			0.0%	4,118	10.0%
220	8631	01	Y	N	P	N	Building Maintenance Worker I		47,196	211.20	7,188	15.2%			0.0%	7,188	15.2%
220	8752	02	Y	N	P	N	General Construction and Maintenance Supervisor I		35,728	374.32	9,644	27.0%			0.0%	9,644	27.0%
220	8758	01	Y	N	P	N	General Laborer I		35,142	145.53	3,688	10.5%			0.0%	3,688	10.5%
220	8832	01	Y	N	P	N	Housing General Construction and Maintenance Supervisor I		53,504	212.64	8,205	15.3%			0.0%	8,205	15.3%
220	8835	01	Y	N	P	N	Housing Building Maintenance Worker II		49,999	333.39	12,021	24.0%			0.0%	12,021	24.0%
220	8846	01	Y	N	P	N	Housing Building Maintenance Worker I		47,118	365.24	12,411	26.3%			0.0%	12,411	26.3%
229	8848	01	Y	N	P	N	Building Maintenance Helper		39,102	136.44	3,847	9.8%			0.0%	3,847	9.8%
220	8851	01	Y	N	P	N	Housing Building Maintenance Worker I		45,148	232.21	7,560	16.7%			0.0%	7,560	16.7%
220	10378	01	Y	N	P	N	Building Maintenance Worker I		47,196	192.16	6,540	13.9%			0.0%	6,540	13.9%
220	11627	02	Y	N	P	W	Housing General Construction and Maintenance Supervisor I		48,158	399.59	13,877	28.8%			0.0%	13,877	28.8%
220	17665	23	Y	N	P	N	Public Housing Supervisor I		59,635	188.85	8,122	13.6%			0.0%	8,122	13.6%
229	36360	03	Y	N	P	N	Account Clerk II		22,164	134.42	2,149	9.7%			0.0%	2,149	9.7%
220	41066	01	Y	N	P	W	General Laborer II		36,136	173.53	4,522	12.5%			0.0%	4,522	12.5%
229	41267	13	Y	N	P	N	Program Budget Analyst IV		49,870	211.91	7,621	15.3%			0.0%	7,621	15.3%

Hawaii Public Housing Authority
Overtime Position List

Table 18

(Only for Positions the Sum of Overtime Paid and Value of Compensatory Time for which was at Least 10% of Base Pay during FY15)

220	41350	01	Y	N	P	N	Painter I		45,227	184.70	6,024	13.3%		0.0%	6,024	13.3%	
229	42107	13	Y	N	P	N	Accountant III		31,034	176.44	3,949	12.7%		0.0%	3,949	12.7%	
229	46278	03	Y	N	P	W	Accountant III		43,089	333.35	10,358	24.0%		0.0%	10,358	24.0%	
220	101117	61	Y	N	P	N	Housing General Laborer I		11,466	161.43	1,335	11.6%		0.0%	1,335	11.6%	
220	105752	61	Y	N	P	N	Housing General Laborer I		35,142	185.34	4,697	13.4%		0.0%	4,697	13.4%	
229	111496	13	Y	N	P	N	Accountant III		48,997	237.24	8,383	17.1%		0.0%	8,383	17.1%	
229	120619	01	Y	N	P	N	Housing Carpenter I		48,109	285.70	9,912	20.6%		0.0%	9,912	20.6%	
220	120620	01	Y	N	P	N	Housing Carpenter I		41,325	231.59	6,902	16.7%		0.0%	6,902	16.7%	
229	120624	01	Y	N	P	N	Housing Electrician I		55,634	145.55	5,840	10.5%		0.0%	5,840	10.5%	
229	120625	01	Y	N	P	N	Housing Electrician I		55,634	199.87	8,019	14.4%		0.0%	8,019	14.4%	
229	120628	02	Y	N	P	N	Housing Plumber I		53,551	300.35	11,599	21.7%		0.0%	11,599	21.7%	
229	120629	01	Y	N	P	N	Housing Plumber I		30,293	457.65	9,998	33.0%		0.0%	9,998	33.0%	
GRAND TOTAL									1,695,652	10,078.70	322,542	19.0%	-	-	0.0%	322,542	19.0%
Totals by MOF																	
												#DIV/0!			#DIV/0!		#DIV/0!
												#DIV/0!			#DIV/0!		#DIV/0!
												#DIV/0!			#DIV/0!		#DIV/0!
									1,508,811	8,896.47	281,960	18.7%			0.0%	281,960	18.7%
												#DIV/0!			#DIV/0!		#DIV/0!
												#DIV/0!			#DIV/0!		#DIV/0!
												#DIV/0!			#DIV/0!		#DIV/0!
												#DIV/0!			#DIV/0!		#DIV/0!
												#DIV/0!			#DIV/0!		#DIV/0!
									186,841	1,182.22	40,582	21.7%			0.0%	40,582	21.7%
												#DIV/0!			#DIV/0!		#DIV/0!

Hawaii Public Housing Authority
Overpayments as of November 30, 2015

Table 19

<u>Name of Employee</u>	<u>Date of Over-payment</u>	<u>Gross Amount Overpaid</u>	<u>Amount Recovered</u>	<u>Balance</u>	<u>Category</u>				<u>Reason for Overpayment</u>	<u>Referred to Attorney General</u>
					<u>Employed Occurred > 2 Years</u>	<u>Employed Occurred < 2 Years</u>	<u>Not Employed Occurred > 2 Years</u>	<u>Not Employed Occurred < 2 Years</u>		
[REDACTED]	1998	\$ 2,293.22	\$ 1,011.69	\$ 1,281.53			X			
[REDACTED]	2002	\$ 6,465.12	\$ 2,300.00	\$ 4,165.12			X			
[REDACTED]	2006	\$ 1,334.77	\$ 1,000.00	\$ 334.77			X			
[REDACTED]	2009	\$ 6,212.46	\$ -	\$ 6,212.46			X			
[REDACTED]	2009	\$ 1,251.73	\$ 100.00	\$ 1,151.73			X			
[REDACTED]	2009	\$ 2,048.06	\$ -	\$ 2,048.06			X			
[REDACTED]	2010	\$ 2,943.72	\$ -	\$ 2,943.72			X			
[REDACTED]	2011	\$ 4,452.17	\$ 3,933.49	\$ 518.68			X			
[REDACTED]	2012	\$ 221.84	\$ 144.10	\$ 77.74			X	Payroll Adjustment		
[REDACTED]	2012	\$ 673.91	\$ 635.84	\$ 38.07			X	Payroll Adjustment		

Hawaii Public Housing Authority
Active Contracts as of December 1, 2015

Table 20

Prog ID	MOF	Amount	Frequency (M/A/O)	Max Value	Outstanding Balance	Date Executed	Term of Contract		Entity	Contract Description	Explanation of How Contract is Monitored	POS Y/N	Category
							From	To					E/L/P/C/ G/S
HMS220	F	\$ 457,419.39	M	\$ 457,419.39	\$ 312,512.60	6/6/2013	7/15/2013	7/15/2016	Aqua Engineers	Individual Wastewater System (IWS) Maintenance - AMP 38	Monthly Site Visits and Desk Monitoring	N	S
HMS220	S	\$ 1,230,865.00	M	\$ 1,386,448.00	\$ 985,815.00	10/24/2013	11/12/2013	11/11/2016	First Quality Building & Design	Individual Wastewater System (IWS) Maintenance - AMP 37/43	Monthly Site Visits and Desk Monitoring	N	S
HMS220	F	\$ 243,904.70	M	\$ 243,904.70	\$ 163,021.29	11/12/2013	11/19/2013	11/18/2016	Kona Lua	Individual Wastewater System (IWS) Maintenance - AMP 46	Monthly Site Visits and Desk Monitoring	N	S
HMS229	S/F	\$ 375,468.00	M	\$ 375,468.00	\$ 143,076.00	5/15/2015	9/12/2014	1/15/2016	Helber Hastert & Fee Planners, Inc	2015 Environmental Review of State/Federal Public Housing Properties Statewide	Monthly Desk Monitoring	N	S
HMS220	F	\$ 12,617.45	M	\$ 21,875.79	\$ 9,915.50	6/5/2015	7/1/2015	6/30/2016	Kilgore Power Solutions, LLC	Preventive Maintenance Services to Emergency Generators at Various Public Housing Properties	Monthly Site Visits and Desk Monitoring	N	S
HMS220	F	\$ 8,548.80	M	\$ 8,548.80	\$ 6,055.60	6/26/2015	7/16/2015	7/15/2016	O&M enterprises	Operational and Preventative Maintenance Services for the Sewage Lift Pump Station - AMP 49	Monthly Site Visits and Desk Monitoring	N	S
HMS220	F	\$ 47,400.00	M	\$ 47,400.00	\$ 29,625.00	6/26/2015	7/1/2015	6/30/2016	O&M enterprises	Preventative Maintenance Services for the New Sewage Treatment Plant - AMP 49	Monthly Site Visits and Desk Monitoring	N	S
HMS220	S/F	\$ 14,020.95	M	\$ 14,020.95	\$ 14,020.95	8/4/2015	8/17/2015	8/16/2016	APN Alarm	Repair and Maintenance to Call-for-Aid Systems - AMP 34, AMP 35, MU42	Monthly Site Visits and Desk Monitoring	N	S
HMS220	S/F	\$ 45,967.00	M	\$ 45,967.00	\$ 45,967.00	9/30/2015	11/2/2015	10/31/2016	National Fire Protection Co. Inc	Maintenance Services for Fire Prevention Systems - AMP 34, AMP 35, MU42	Monthly Desk Monitoring	N	S
HMS220	S/F	\$ 56,370.38	M	\$ 56,370.38	\$ 47,717.59	9/4/2015	9/26/2015	9/25/2016	EMSS, Inc	Printing/Mailing Services for Monthly Tenant Rent Bills Statewide	Monthly Desk Monitoring	N	S
HMS220	S/F	\$ 87,857.50	M	\$ 87,857.50	\$ 87,857.50	12/1/2015	12/1/2015	6/30/2016	Emphasys Software	Emphasys Elite software maintenance, technical & training support	Monthly Desk Monitoring	N	S
HMS220	S/F	\$ 485,690.00	M	\$ 485,690.00	\$ 485,690.00	5/21/2014	5/21/2014	5/20/2017	EJP Consulting Group	Furnish Professional Consulting Services to Redevelop Mayor Wrights Homes and the HPHA's Administrative Offices	Monthly Desk Monitoring	N	S
HMS220	F	\$ 251,250.00	M	\$ 251,250.00	\$ 181,268.00	11/3/2014	11/5/2014	11/14/2017	Goldfarb & Upman LLP	Professional Legal Services Related to HUD Programs	Monthly Site Visits and Desk Monitoring	N	C
HMS220	F	\$ 283,789.00	M	\$ 2,827,012.00	\$ 235,025.26	10/29/2015	10/31/2015	4/30/2016	Hawaii Affordable Properties, Inc.	Property Management, Maintenance and Resident Services - AMP 43	Monthly Site Visits and Desk Monitoring	N	S
HMS220	F	\$ 351,162.00	M	\$ 2,187,760.00	\$ 188,085.19	6/4/2015	5/31/2015	5/31/2016	Hawaii Affordable Properties, Inc.	Property Management, Maintenance and Resident Services - AMP 46	Monthly Site Visits and Desk Monitoring	N	S

Hawaii Public Housing Authority
Active Contracts as of December 1, 2015

Table 20

Prog ID	MOF	Amount	Frequency (M/A/O)	Max Value	Outstanding Balance	Date Executed	From	To	Entity	Contract Description	Explanation of How Contract is Monitored	POS Y/N	E/L/P/C/ G/S
HMS220	F	\$ 973,682.00	M	\$ 973,682.00	\$ 973,682.00	11/18/2015	11/30/2015	5/31/2016	Hawaii Affordable Properties, Inc.	Property Management, Maintenance Services - Ke Kumu Ekahi	Monthly Site Visits and Desk Monitoring	N	S
HMS220	F	\$ 467,311.00	M	\$ 2,286,294.00	\$ 402,051.82	9/16/2015	8/31/2015	8/31/2016	Hawaii Affordable Properties, Inc.	Furnish Property Management, Maintenance and Resident Services - AMP 49	Monthly Site Visits and Desk Monitoring	N	S
HMS220	F	\$ 724,538.00	M	\$ 1,773,794.00	\$ 387,641.04	11/30/2015	11/30/2015	11/30/2016	Realty Laua, LLC	Furnish Property Management, Maintenance and Resident Services - AMP 50	Monthly Site Visits and Desk Monitoring	N	S
HMS220	F	\$ 645,632.00	M	\$ 3,352,993.00	\$ 373,172.57	8/31/2014	8/31/2015	8/31/2016	Realty Laua, LLC	Furnish Property Management, Maintenance and Resident Services - AMP 40	Monthly Site Visits and Desk Monitoring	N	S
HMS220	F	\$ 1,160,696.00	M	\$ 2,839,431.00	\$ 215,635.91	8/31/2014	8/31/2015	2/29/2016	Realty Laua, LLC	Furnish Property Management, Maintenance and Resident Services - AMP 44	Monthly Site Visits and Desk Monitoring	N	S
HMS220	S/F	\$ 4,847,666.26	M	\$ 4,847,666.26	\$ 4,847,666.26	12/17/2015	10/1/2015	2/29/2016	Universal Protection Service, LP	Security Services - AMP 31, AMP 32, AMP 35	Daily Site Visits and Desk Monitoring	N	S
HMS229	F	\$ 203,622.90	Upon Deliv	\$ 203,622.90	\$ 33,937.15	6/8/2015	7/1/2015	12/31/2015	Lion's Cleaning	Custodial Services - HPHA's Central Offices	Site Delivery/Desk Monitoring	N	S
HMS220	S/F	\$ 1,108,259.05	M	\$ 2,124,741.97	\$ 641,375.48	6/17/2015	7/1/2015	6/30/2016	Pacific Appliance Dept. of Community Services, C&C of Honolulu	Furnish Refrigerators for Various State/Federal Low Income Public Housing Properties Statewide Outreach Services and Case Management for Sections 8/Federal Low Income Family Self-Sufficiency (FSS) Program	Monthly Site Visits and Desk Monitoring	N	S
HMS222	F	\$ 792,258.00	M	\$ 792,258.00	\$ 792,258.00	7/1/2015	7/1/2015	6/30/2016	Garden Isle Disposal, Inc	Refuse Collection Services - AMP 38	Monthly Site Visits and Desk Monitoring	Y	S
HMS220	S/F	\$ 11,259.96	M	\$ 62,751.35	\$ 8,444.97	8/14/2015	9/1/2015	8/31/2016			Monthly Site Visits and Desk Monitoring	N	S
HMS220	F	\$ 327,140.00	M	\$ 1,203,915.00	\$ 68,490.81	1/15/2014	7/15/2015	1/15/2016	Realty Laua, LLC	Provide Property Management, Maintenance and Resident Services - AMP 45	Monthly Site Visits and Desk Monitoring	N	S
HMS220	S/F	\$ 29,804.88	M	\$ 75,512.52	\$ 8,954.40	4/3/2015	2/1/2015	1/31/2016	Pacific Waste, Inc	Refuse Collection Services - AMP 46	Monthly Site Visits and Desk Monitoring	N	S
HMS220	F	\$ 35,817.60	Upon Deliv	\$ 71,635.20	\$ 8,954.40	6/1/2015	2/1/2015	1/31/2016	Services Hawaii Rubbish Solutions	Refuse Collection Services - AMP 46	Monthly Site Visits and Desk Monitoring	N	S
HMS220	S	\$ 1,149,588.00	M	\$ 2,259,488.00	\$ 461,927.88	4/30/2015	3/31/2015	3/31/2016	Hawaii Affordable Properties, Inc.	Furnish Property Management, Maintenance and Resident Services - MU 42	Monthly Site Visits and Desk Monitoring	N	S
HMS220	S/F	\$ 369,211.06	M	\$ 921,671.20	\$ 304,924.74	6/30/2015	7/1/2015	6/30/2016	Pacific Appliance	Gas and Electric Ranges for Various State and Federal Low Income Public Housing Properties Statewide	Site Delivery/Desk Monitoring	N	S
HMS220	F	\$ 539,052.00	M	\$ 1,271,941.35	\$ 301,191.84	6/30/2015	7/1/2015	6/30/2015	Support Services Group	Refuse Collections Services - AMP 31, AMP 32, AMP 34, AMP 35, AMP 40, AMP 45, AMP 49, AMP 50, MU 42	Monthly Site Visits and Desk Monitoring	N	S

Hawaii Public Housing Authority
Active Contracts as of December 1, 2015

Table 20

Prog ID	MOF	Amount	Frequency (M/A/O)	Max Value	Outstanding Balance	Date Executed	From	To	Entity	Contract Description	Explanation of How Contract is Monitored	POS Y/N	E/L/P/C/ G/S
HMS220	F	\$ 104,524.32	M	\$ 208,382.88	\$ 69,682.88	6/30/2015	7/1/2015	6/30/2016	Honolulu Disposal Service, Inc	Refuse Collection Services - AMP 33	Monthly Site Visits and Desk Monitoring	N	S
HMS220	F	\$ 42,313.32	M	\$ 83,353.32	\$ 24,682.77	6/22/2015	7/1/2015	6/30/2016	Aloha Waste Systems	Refuse Collection Services - AMP 39	Monthly Site Visits and Desk Monitoring	N	S
HMS220	S/F	\$ 109,909.80	M	\$ 255,740.38	\$ -	6/30/2015	7/1/2015	6/30/2016	Pacific Waste, Inc	Refuse Collection Services - AMP 37, AMP 43	Monthly Site Visits and Desk Monitoring	N	S
HMS220	S/F	\$ 96,994.92	M	\$ 190,024.68	\$ 96,994.92	6/30/2015	7/1/2015	6/30/2016	Maximum Events Security	Security Services - AMP 34	Monthly Site Visits and Desk Monitoring	N	S
HMS220	F	\$ 304,062.93	M	\$ 344,990.52	\$ 75,265.27	6/30/2015	7/1/2015	6/30/2016	Roll-Offs Hawaii, Inc	Refuse Collection Services - AMP 30, AMP 44	Monthly Site Visits and Desk Monitoring	N	S
HMS220	F	\$ 413,472.00	M	\$ 413,472.00	\$ 413,472.00	7/24/2015	3/31/2015	3/31/2016	Realty Laua, LLC	Furnish Property Management and Maintenance and Services - Ka Hale Kamehaikana Community Resource Center	Monthly Site Visits and Desk Monitoring	N	S
HMS220	S/F	\$ 19,013.40	M	\$ 38,026.80	\$ 14,260.05	8/31/2015	9/1/2015	8/31/2016	Island Refuse	Refuse Collection Services - AMP 39	Monthly Site Visits and Desk Monitoring	N	S
HMS220	S/F	\$ 194,495.40	M	\$ 194,495.40	\$ 194,495.40	11/16/2015	11/1/2015	10/31/2016	American Guard Services	Security Services - AMP 33	Monthly Site Visits and Desk Monitoring	N	S
HMS220	S/F	\$ 304,611.45	M	\$ 304,611.45	\$ 304,611.45	11/16/2015	11/1/2015	10/31/2016	Alii Security Systems, Inc	Security Services - AMP 30	Monthly Site Visits and Desk Monitoring	N	S

Hawaii Public Housing Authority
 FY16 Appropriation Status

Table 21

Act/ Year	ProgID	Seq No.	Description	Comments	FY16 Appropriation			Amount used as of			Comments	
					MO F	Temp Pos.	Perm. Pos.	Amount	Temp Pos.	Perm. Pos.		Amount
Act119/15	HMS220	210001	GOVERNOR'S MESSAGE (2/10/15): ADD FUNDS FOR STATE FAMILY AND STATE ELDERLY HOUSING FACILITIES (HMS220/RH).	LEGISLATURE DOES NOT CONCUR. REDUCE 3,000,000 IN FY17.DETAIL OF ADJUSTED GOVERNOR'S REQUEST: STATE HOUSING SUBSIDY (FY16: 3,000,000)	A	-	-	3,000,000	-	-	-	Currently in the process of encumbering these funds.

Hawaii Public Housing Authority
 Capital Improvements Program (CIP) Requests

Table 22

<u>Prog ID</u>	<u>Prog ID</u>	<u>Dept- Wide Priority</u>	<u>Senate District</u>	<u>Rep. District</u>	<u>Project Title</u>	<u>MOF</u>	<u>FY17 \$\$\$</u>
HMS220	1		0	0	Lump Sum Public Housing Improvements, and Renovations, Statewide	C	\$ 25,000,000
HMS220	3		0	0	Expedite Repair of Vacant Units	C	\$ 6,000,000
HMS220	2		0	0	Convert Project Funded Positions to "A" funds	A	\$ 560,000
HMS220			0	0	Convert Project Funded Positions to "A" funds	C	\$ (850,000)

Hawaii Public Housing Authority
CIP Lapses

Table 23

<u>Prog ID</u>	<u>Act/Year of Appropriation</u>	<u>Project Title</u>	<u>MOF</u>	<u>Lapse Amount</u>		<u>Reason</u>
				<u>\$\$\$\$</u>		
NONE	NONE	NONE	NONE	NONE	NONE	NONE

Hawaii Public Housing Authority
Division Resources

Table 24

<u>Division</u>	<u>Associated Program IDs</u>
-----------------	-------------------------------

Hawaii Public Housing Authority
Program ID Sub-Organizations

Table 25

<u>Program ID</u>	<u>Sub-Org Code</u>	<u>Name</u>	<u>Objective</u>
-------------------	-------------------------	-------------	------------------

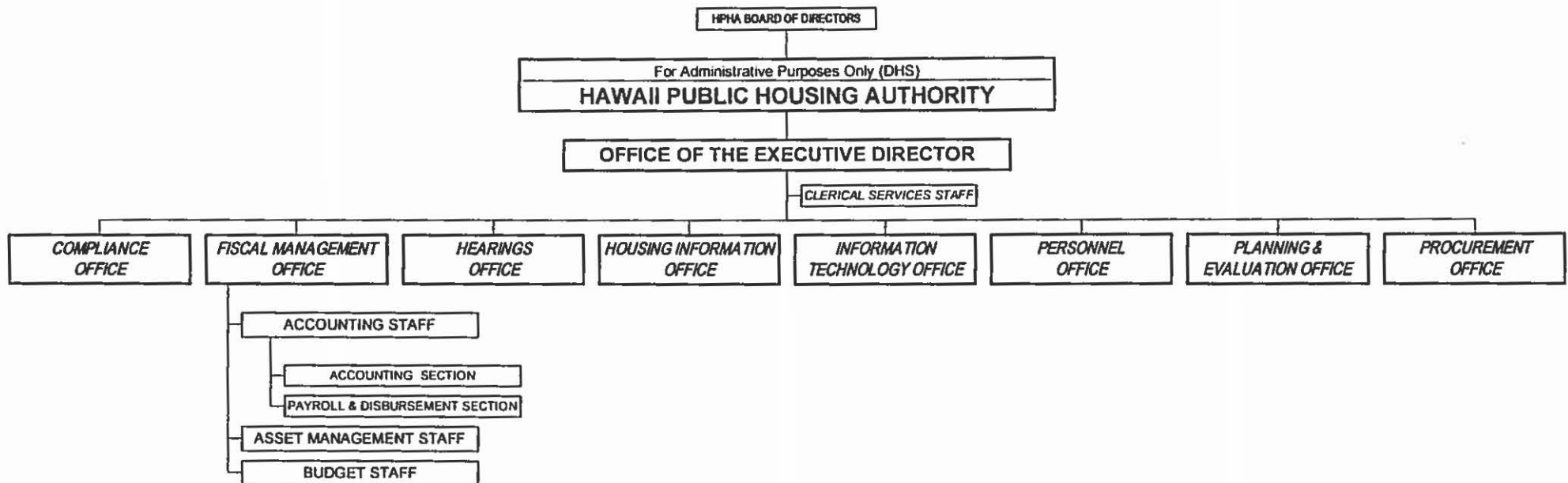
Hawaii Public Housing Authority
Organization Changes

Table 26

<u>Year of Change</u> FY16/FY17	<u>Page</u> <u>Number</u>	<u>Description of Change</u>
None		None

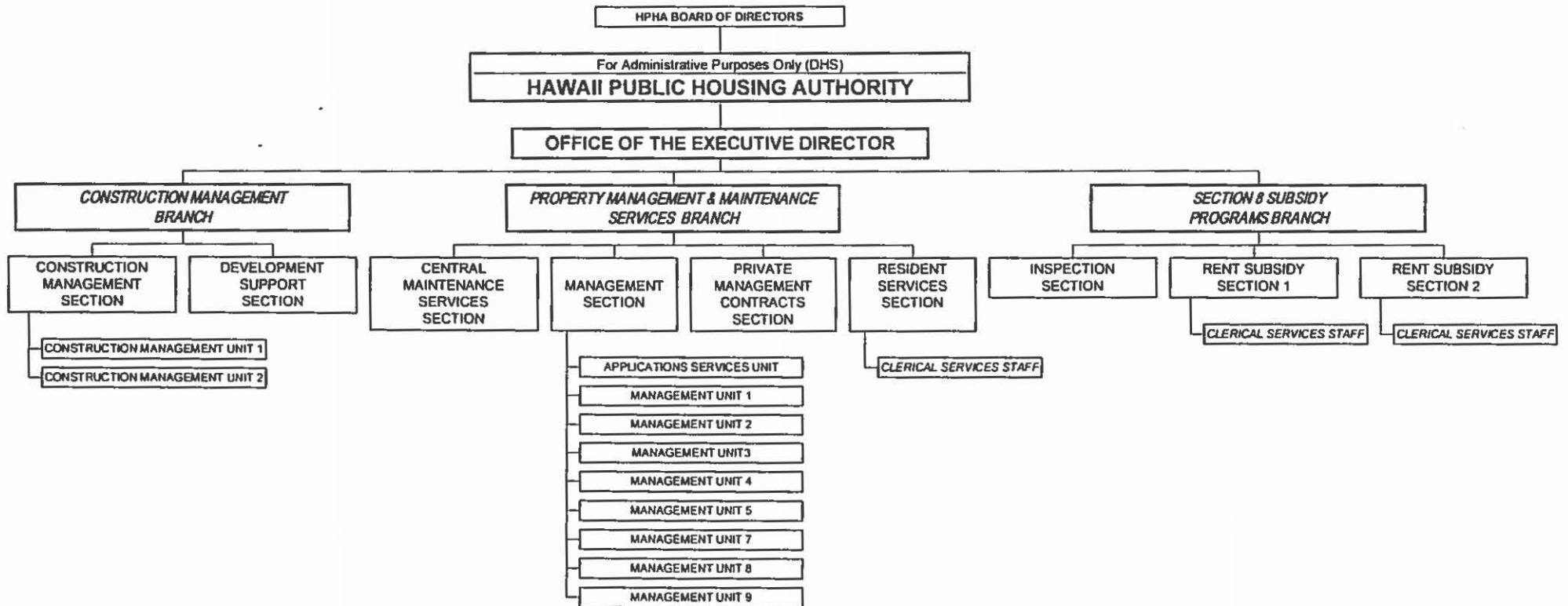
STATE OF HAWAII
DEPARTMENT OF HUMAN SERVICES
(Administratively Attached Agency)
HAWAII PUBLIC HOUSING AUTHORITY

ORGANIZATION CHART 1
JUNE 30, 2015



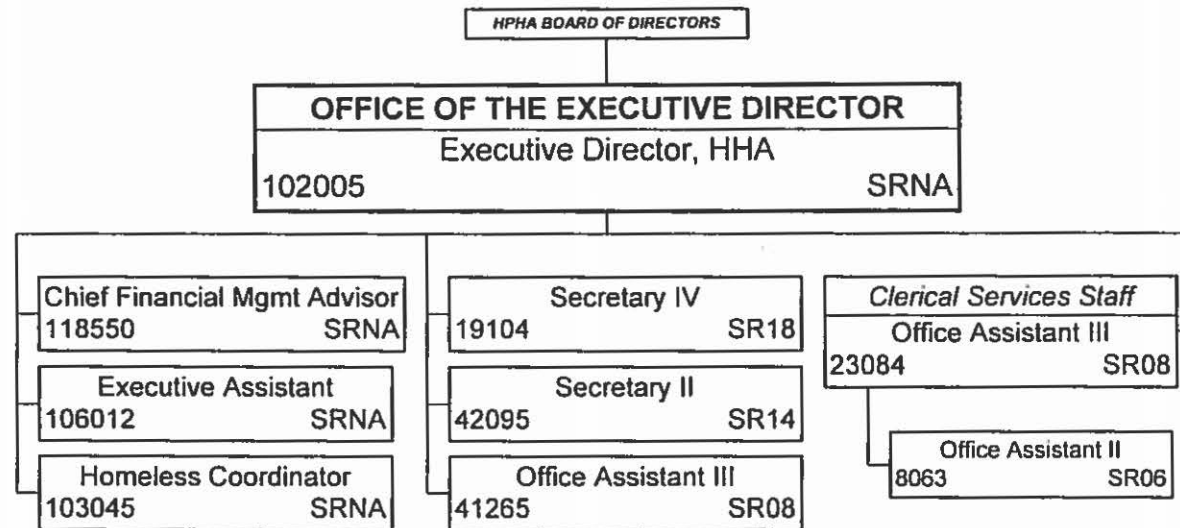
STATE OF HAWAII
DEPARTMENT OF HUMAN SERVICES
(Administratively Attached Agency)
HAWAII PUBLIC HOUSING AUTHORITY

ORGANIZATION CHART 2
JUNE 30, 2015



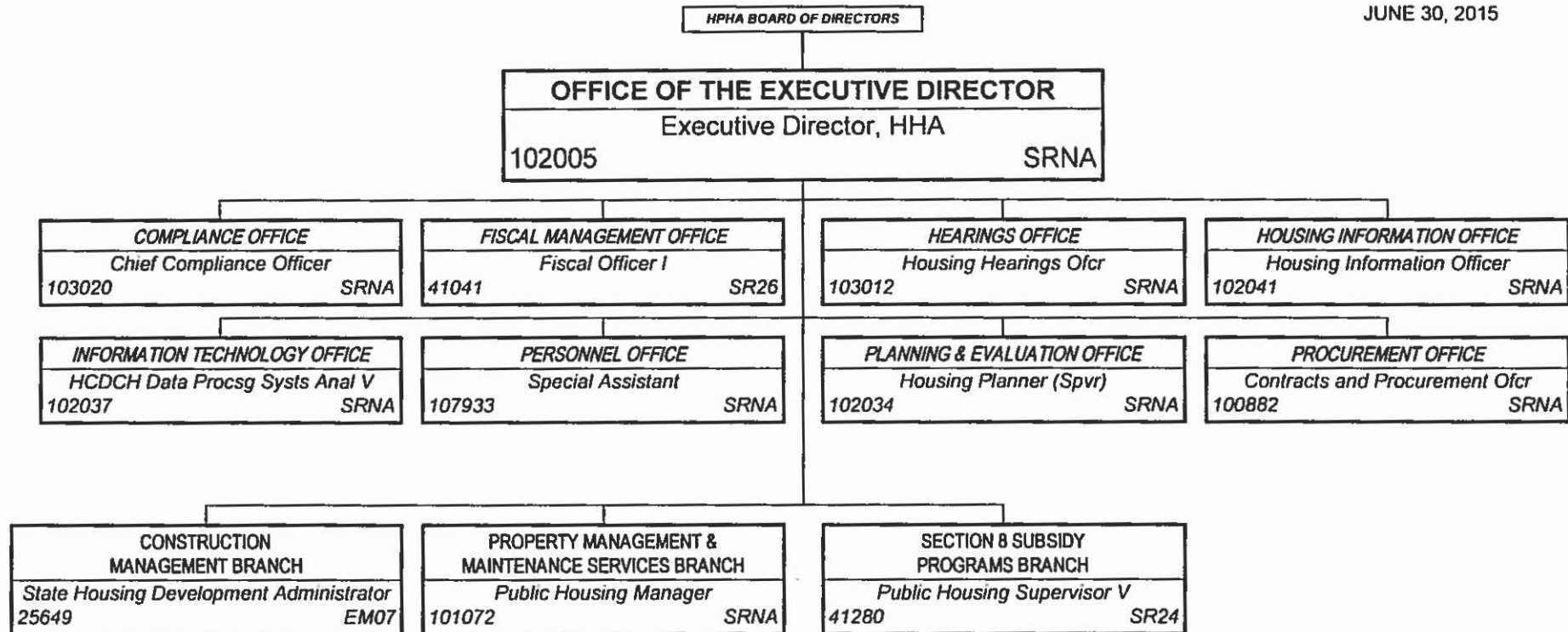
STATE OF HAWAII
DEPARTMENT OF HUMAN SERVICES
(Administratively Attached Agency)
HAWAII PUBLIC HOUSING AUTHORITY
OFFICE OF THE EXECUTIVE DIRECTOR

POSITION ORGANIZATION CHART 1
JUNE 30, 2015



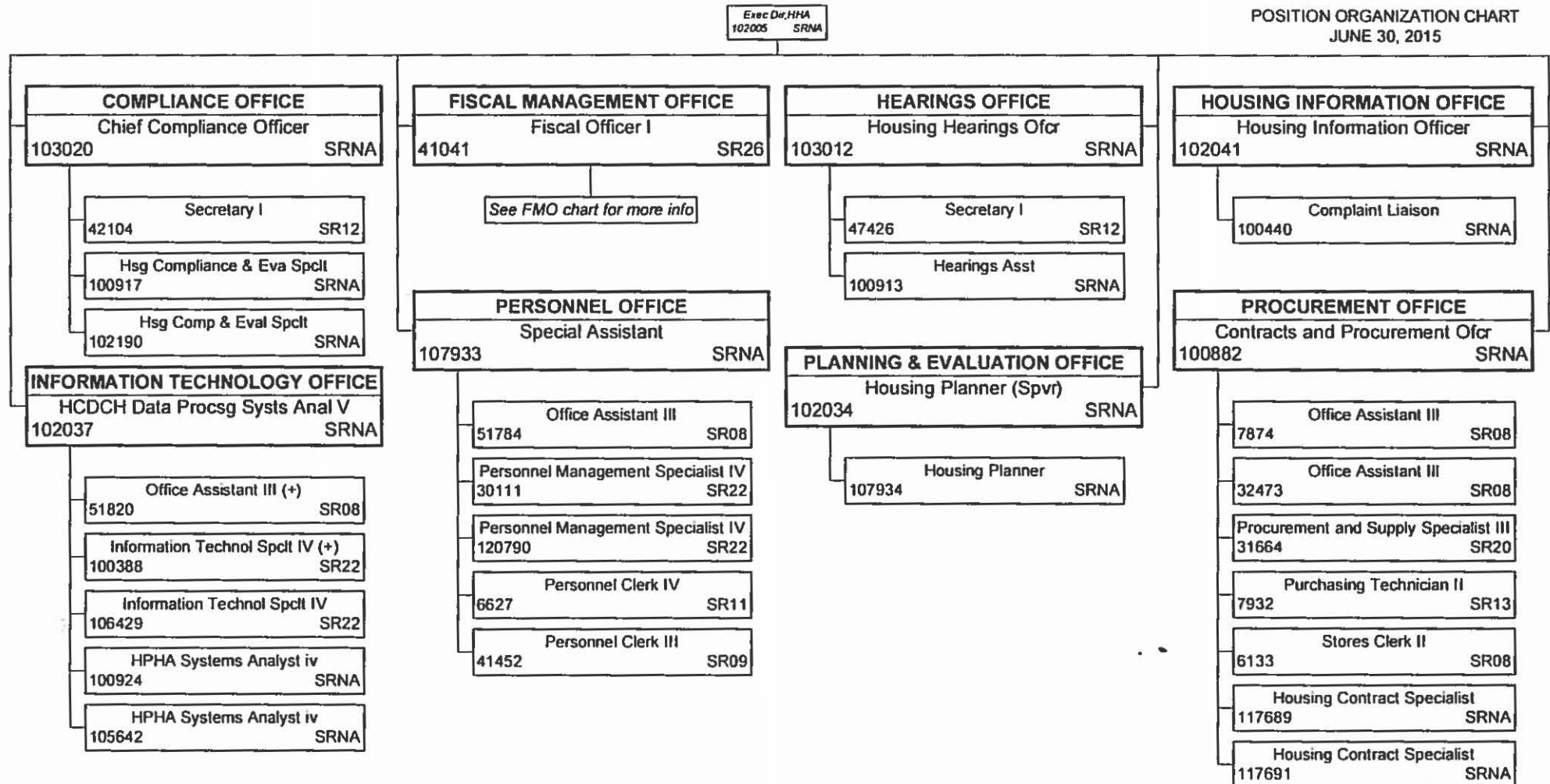
STATE OF HAWAII
 DEPARTMENT OF HUMAN SERVICES
 (Administratively Attached Agency)
 HAWAII PUBLIC HOUSING AUTHORITY
 OFFICE OF THE EXECUTIVE DIRECTOR

POSITION ORGANIZATION CHART 2
 JUNE 30, 2015



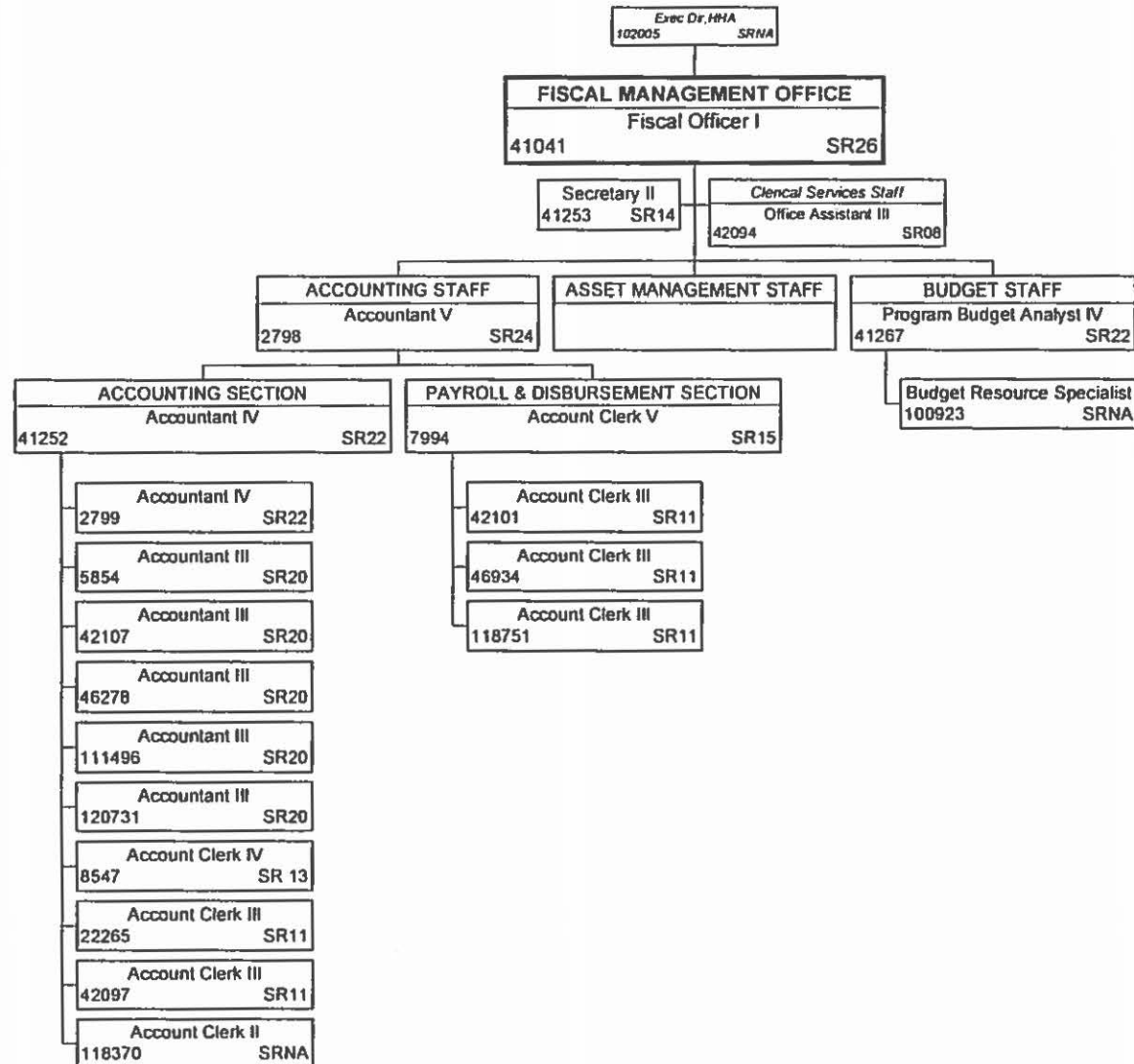
STATE OF HAWAII
 DEPARTMENT OF HUMAN SERVICES
 (Administratively Attached Agency)
 HAWAII PUBLIC HOUSING AUTHORITY
 STAFF OFFICES

POSITION ORGANIZATION CHART
 JUNE 30, 2015



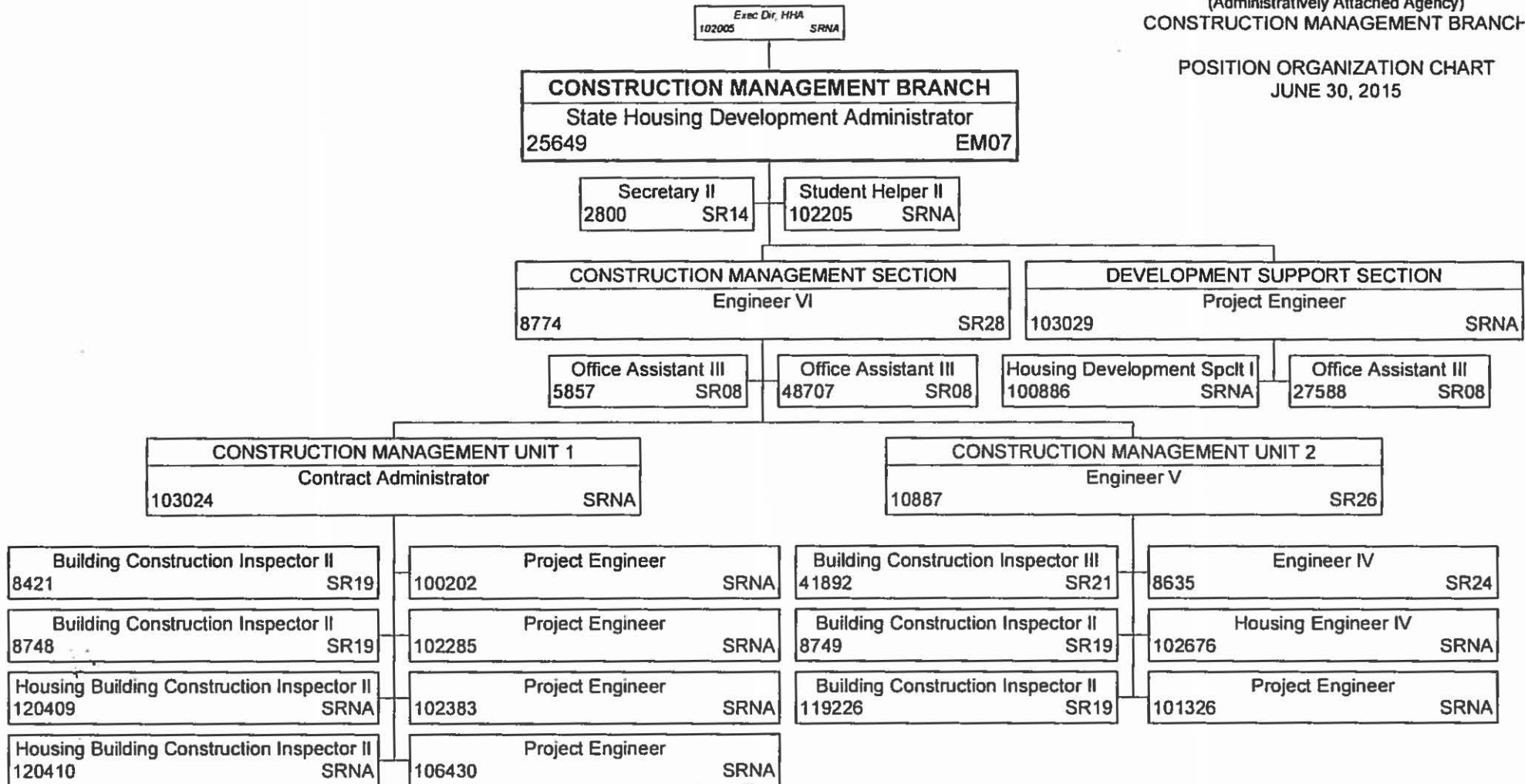
STATE OF HAWAII
 DEPARTMENT OF HUMAN SERVICES
 (Administratively Attached Agency)
 HAWAII PUBLIC HOUSING AUTHORITY
 FISCAL MANAGEMENT OFFICE

POSITION ORGANIZATION CHART
 JUNE 30, 2015



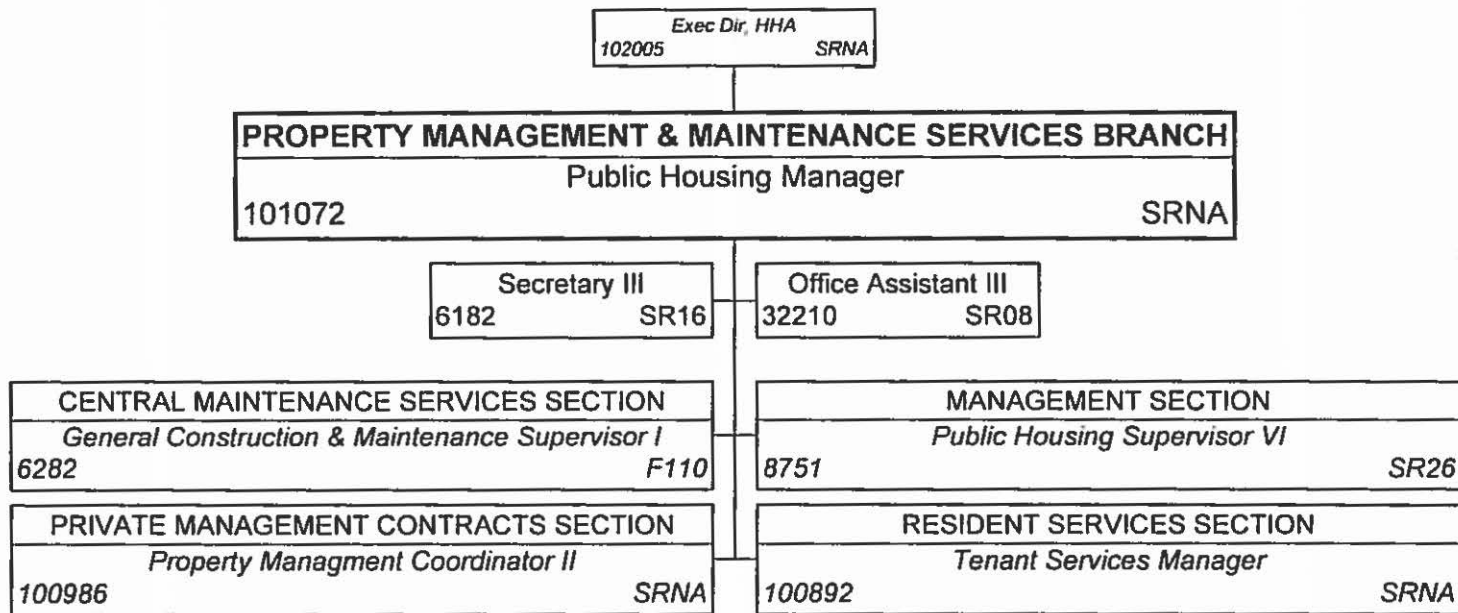
STATE OF HAWAII
 DEPARTMENT OF HUMAN SERVICES
 HAWAII PUBLIC HOUSING AUTHORITY
 (Administratively Attached Agency)
 CONSTRUCTION MANAGEMENT BRANCH

POSITION ORGANIZATION CHART
 JUNE 30, 2015



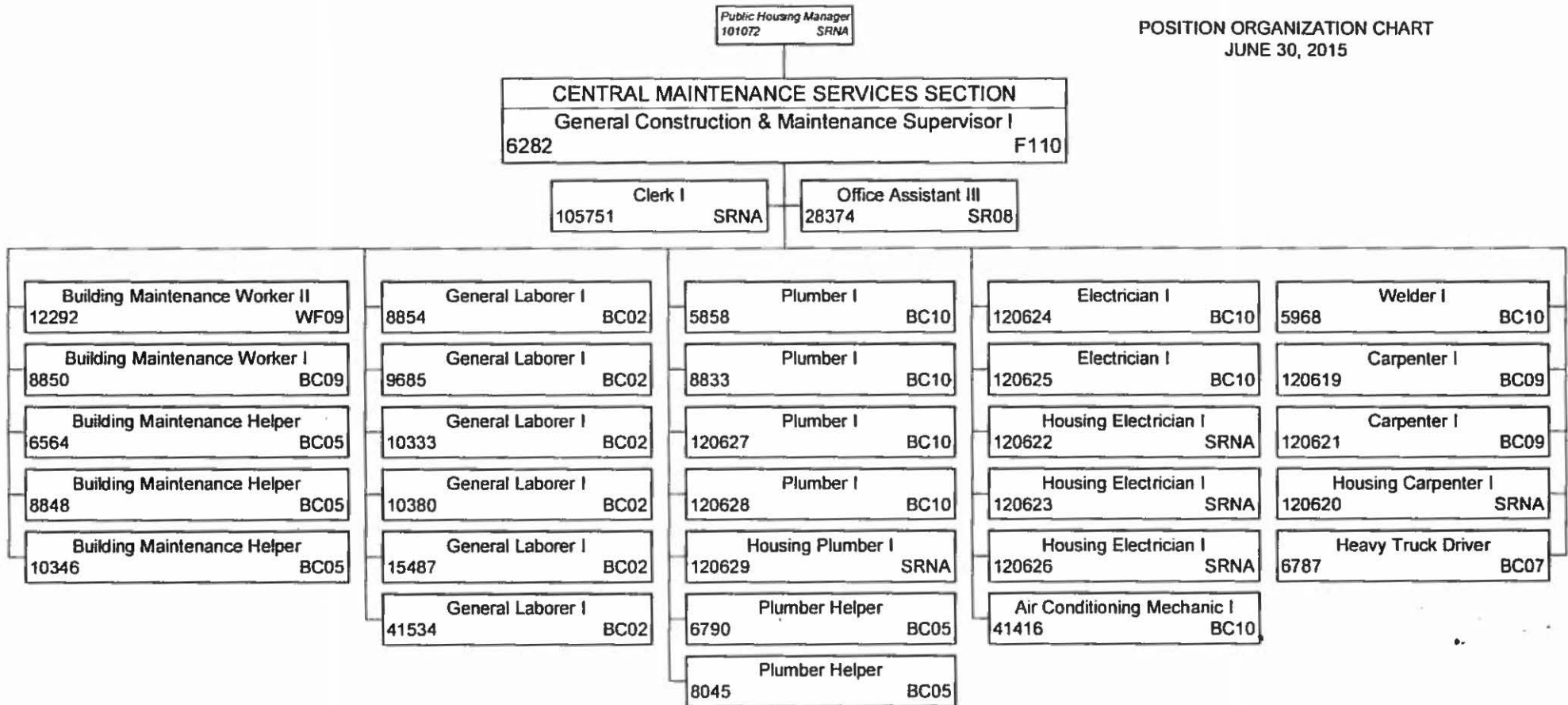
STATE OF HAWAII
 DEPARTMENT OF HUMAN SERVICES
 HAWAII PUBLIC HOUSING AUTHORITY
 (Administratively Attached Agency)
 PROPERTY MANAGEMENT & MAINTENANCE SERVICES BRANCH

POSITION ORGANIZATION CHART
 JUNE 30, 2015



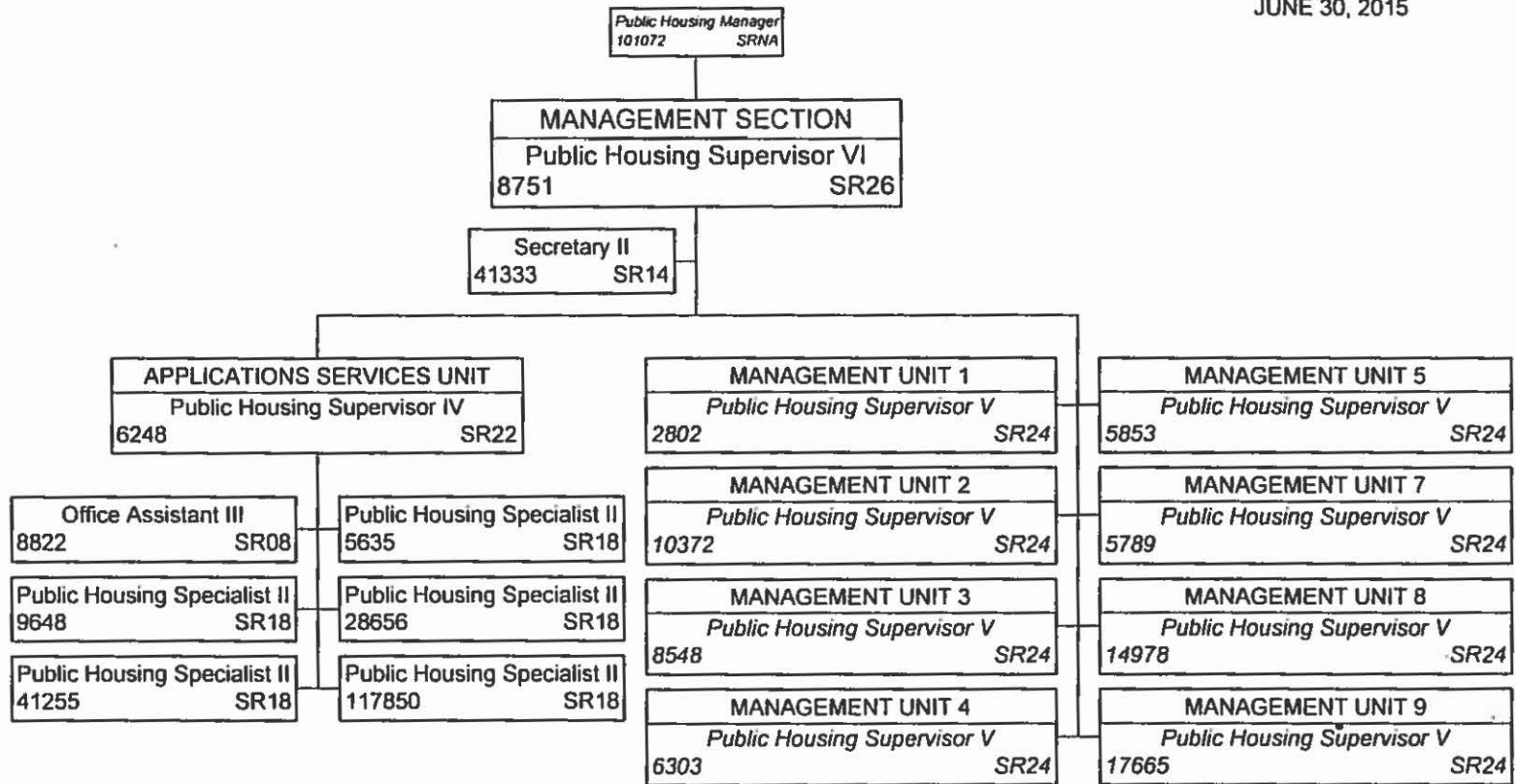
STATE OF HAWAII
 DEPARTMENT OF HUMAN SERVICES
 HAWAII PUBLIC HOUSING AUTHORITY
 (Administratively Attached Agency)
 PROPERTY MANAGEMENT & MAINTENANCE SERVICES BRANCH
 CENTRAL MAINTENANCE SERVICES SECTION

POSITION ORGANIZATION CHART
 JUNE 30, 2015

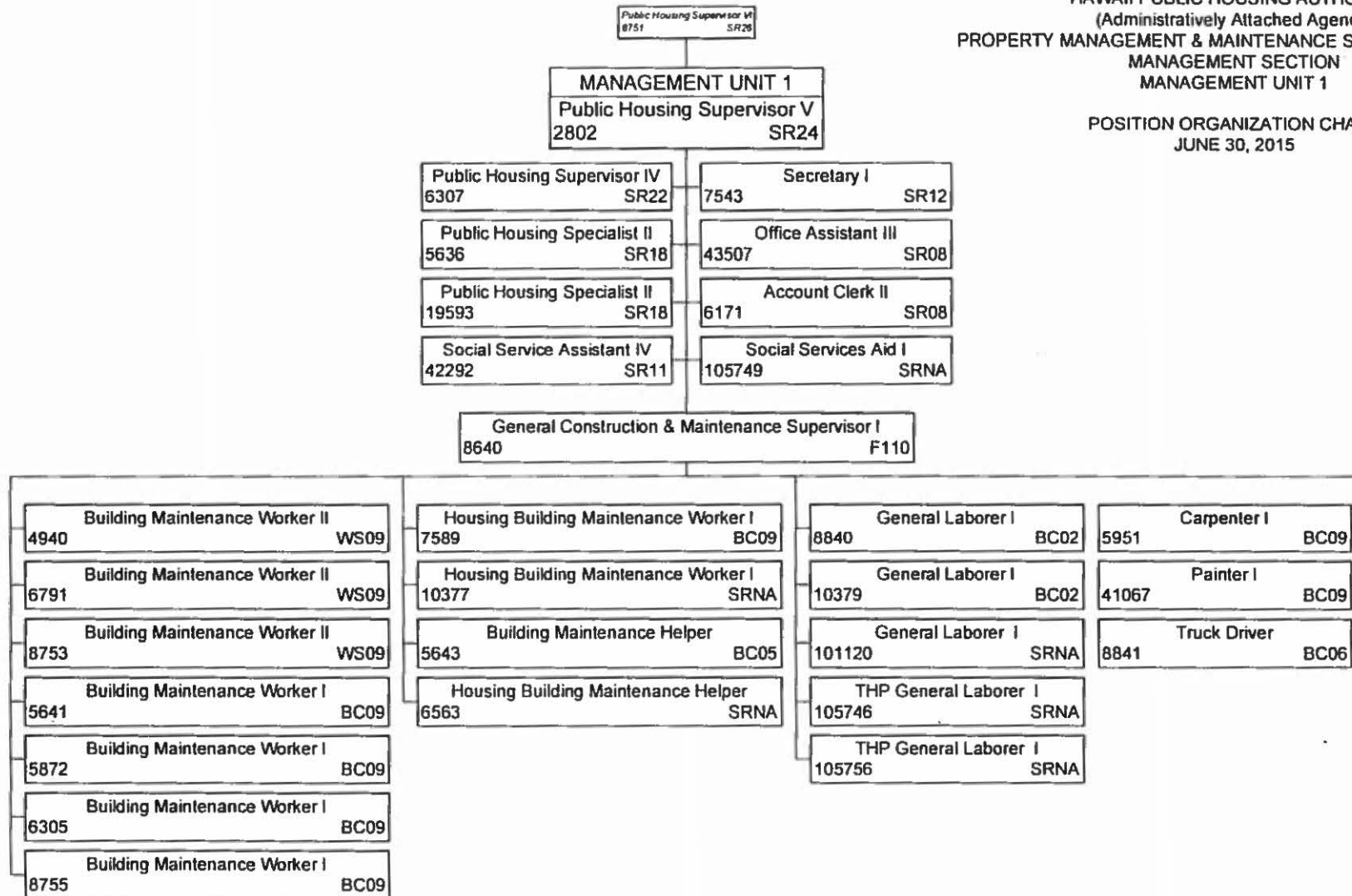


STATE OF HAWAII
 DEPARTMENT OF HUMAN SERVICES
 HAWAII PUBLIC HOUSING AUTHORITY
 (Administratively Attached Agency)
 PROPERTY MANAGEMENT & MAINTENANCE SERVICES BRANCH
 MANAGEMENT SECTION

POSITION ORGANIZATION CHART
 JUNE 30, 2015

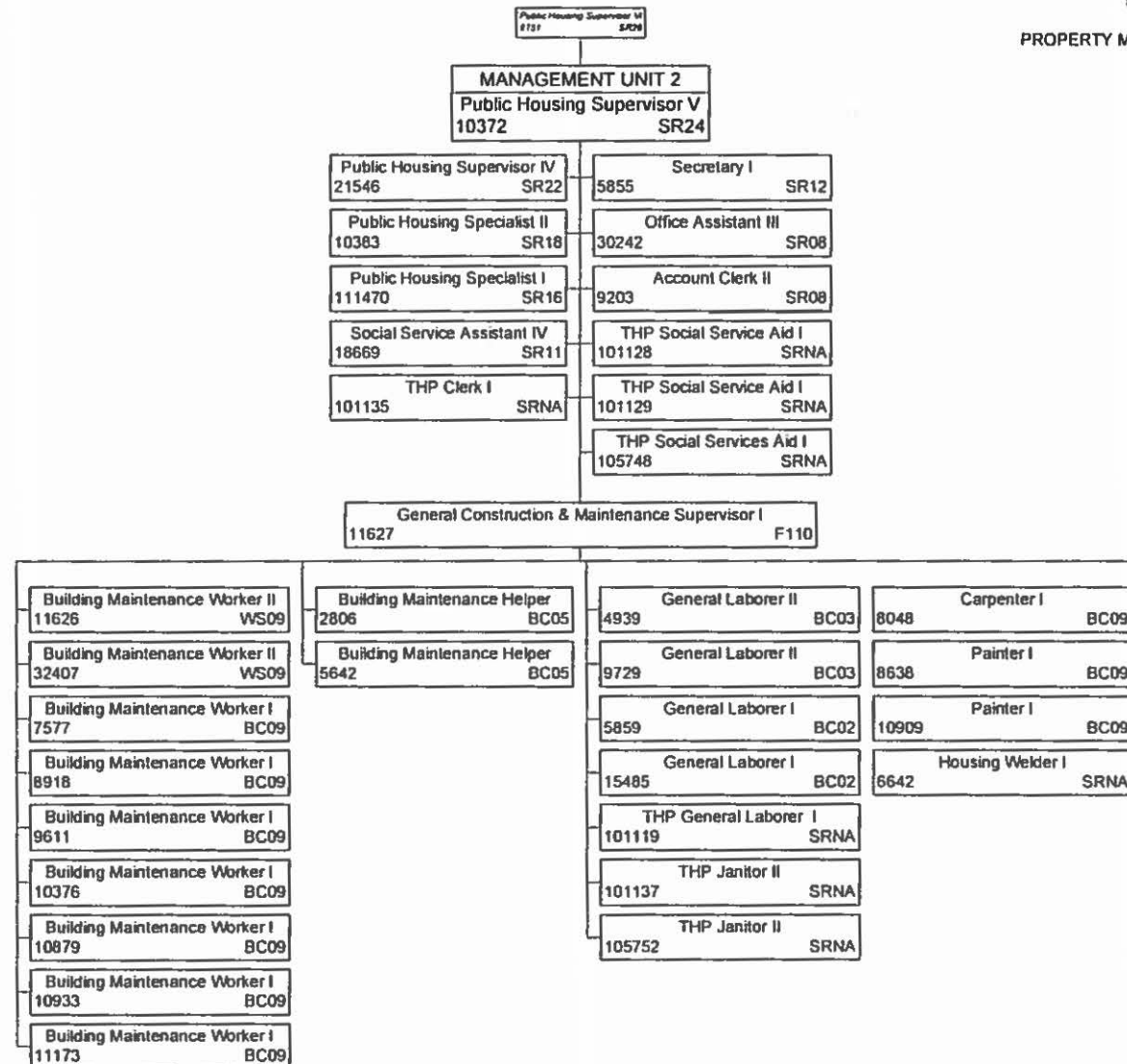


STATE OF HAWAII
 DEPARTMENT OF HUMAN SERVICES
 HAWAII PUBLIC HOUSING AUTHORITY
 (Administratively Attached Agency)
 PROPERTY MANAGEMENT & MAINTENANCE SERVICES BRANCH
 MANAGEMENT SECTION
 MANAGEMENT UNIT 1
 POSITION ORGANIZATION CHART
 JUNE 30, 2015



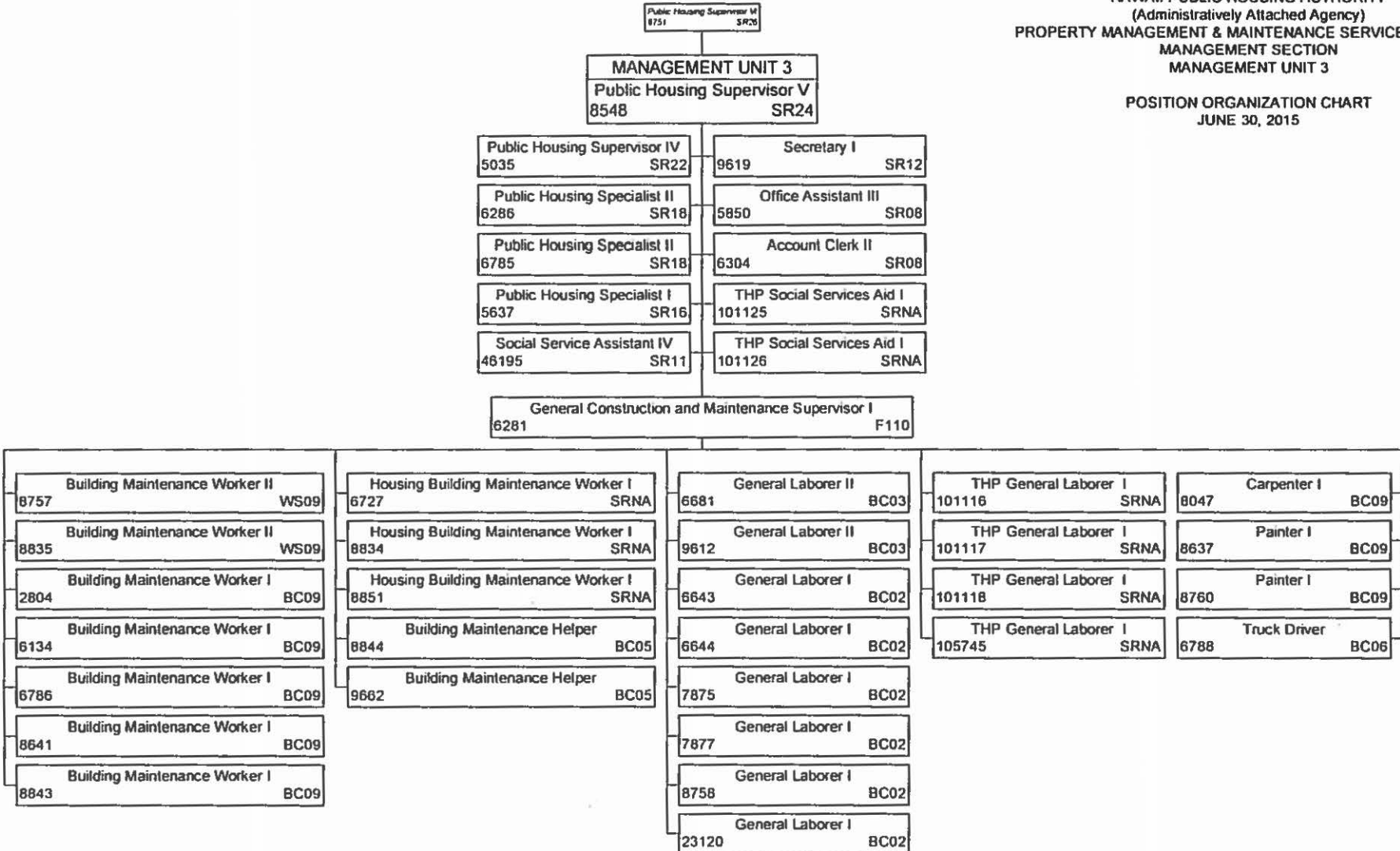
STATE OF HAWAII
 DEPARTMENT OF HUMAN SERVICES
 HAWAII PUBLIC HOUSING AUTHORITY
 (Administratively Attached Agency)
 PROPERTY MANAGEMENT & MAINTENANCE SERVICES BRANCH
 MANAGEMENT SECTION
 MANAGEMENT UNIT 2

POSITION ORGANIZATION CHART
 JUNE 30, 2015



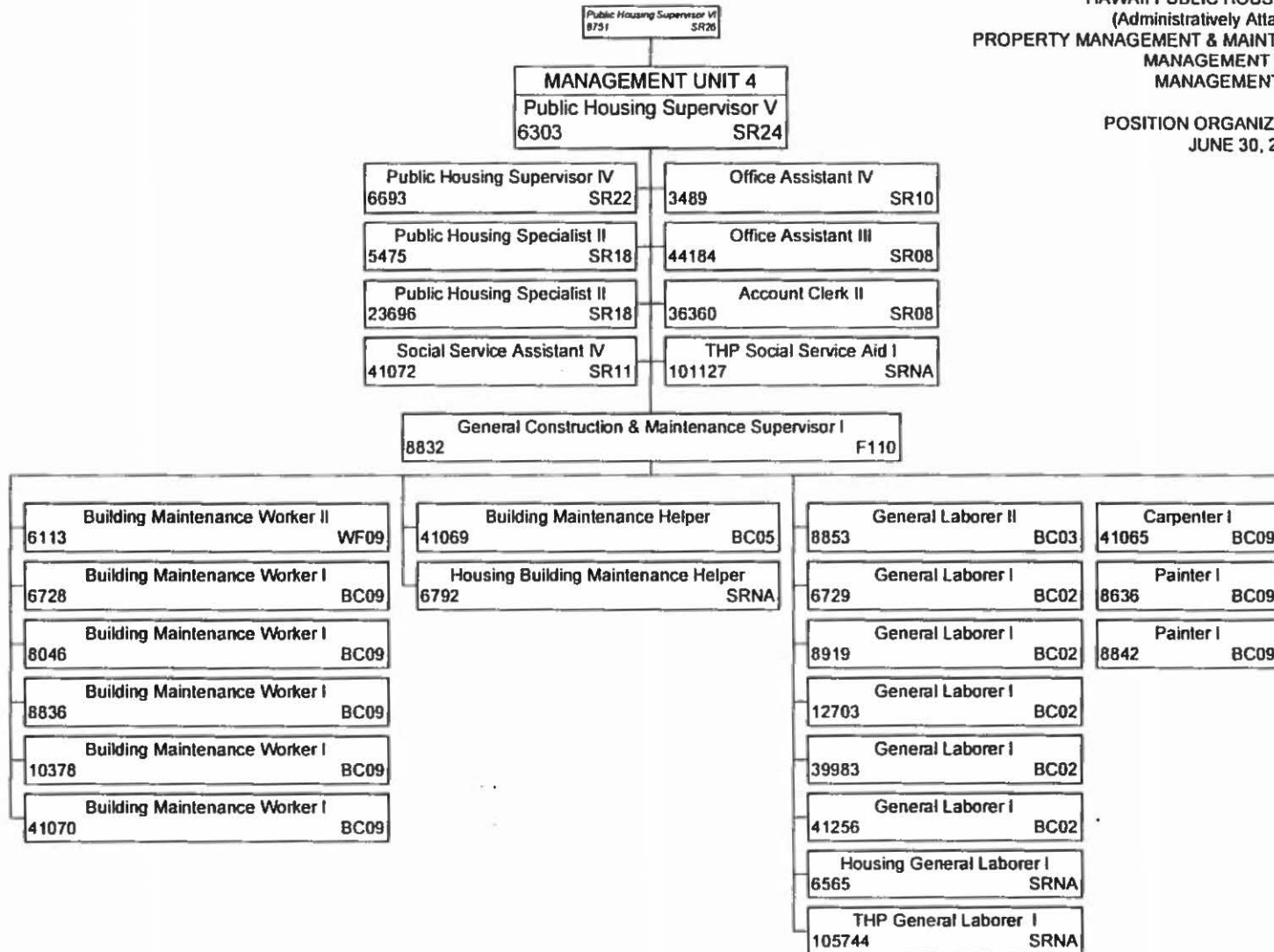
STATE OF HAWAII
 DEPARTMENT OF HUMAN SERVICES
 HAWAII PUBLIC HOUSING AUTHORITY
 (Administratively Attached Agency)
 PROPERTY MANAGEMENT & MAINTENANCE SERVICES BRANCH
 MANAGEMENT SECTION
 MANAGEMENT UNIT 3

POSITION ORGANIZATION CHART
 JUNE 30, 2015



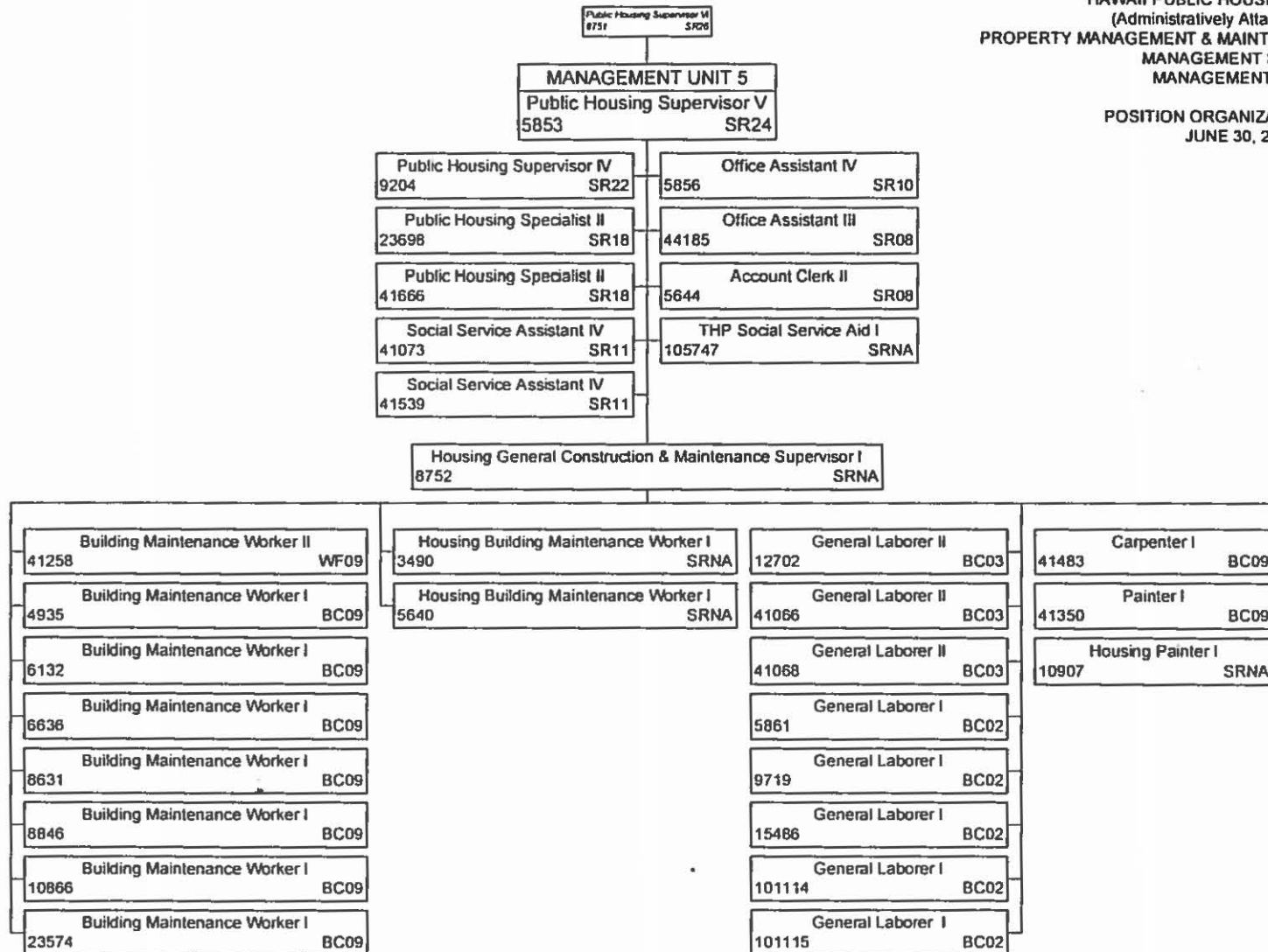
STATE OF HAWAII
 DEPARTMENT OF HUMAN SERVICES
 HAWAII PUBLIC HOUSING AUTHORITY
 (Administratively Attached Agency)
 PROPERTY MANAGEMENT & MAINTENANCE SERVICES BRANCH
 MANAGEMENT SECTION
 MANAGEMENT UNIT 4

POSITION ORGANIZATION CHART
 JUNE 30, 2015



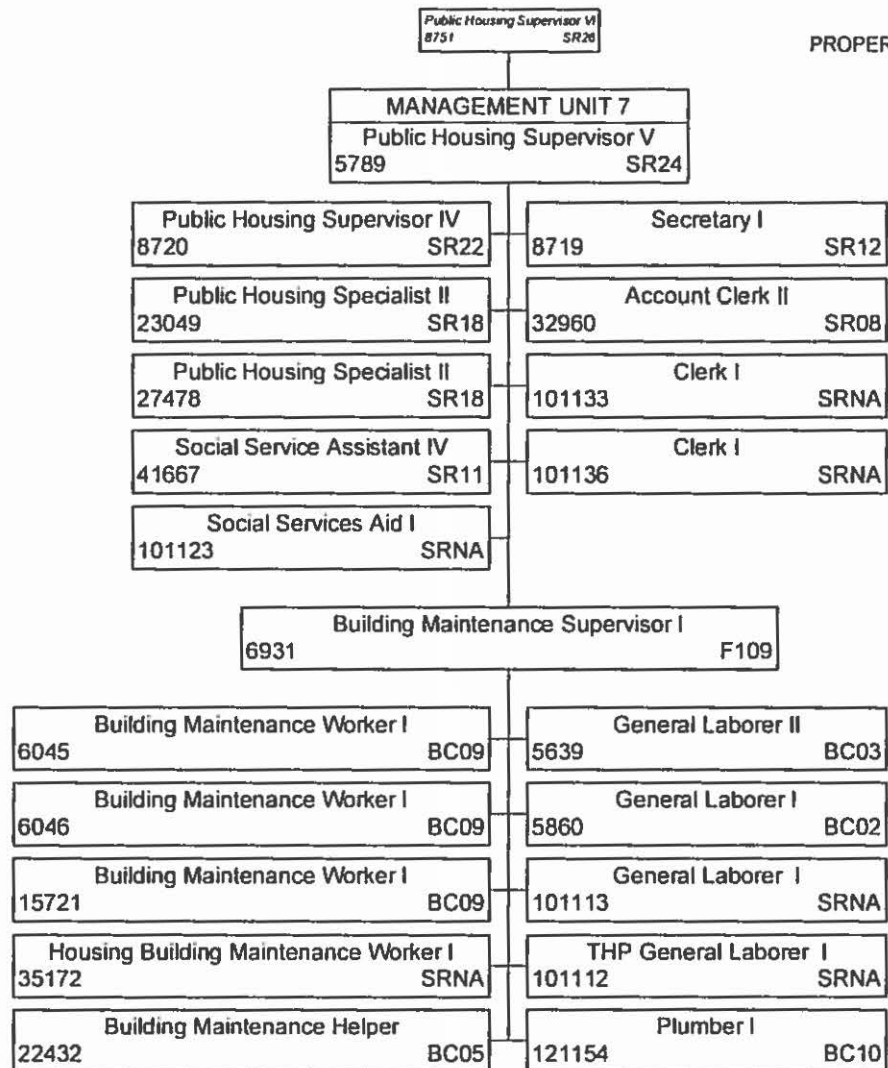
STATE OF HAWAII
 DEPARTMENT OF HUMAN SERVICES
 HAWAII PUBLIC HOUSING AUTHORITY
 (Administratively Attached Agency)
 PROPERTY MANAGEMENT & MAINTENANCE SERVICES BRANCH
 MANAGEMENT SECTION
 MANAGEMENT UNIT 5

POSITION ORGANIZATION CHART
 JUNE 30, 2015



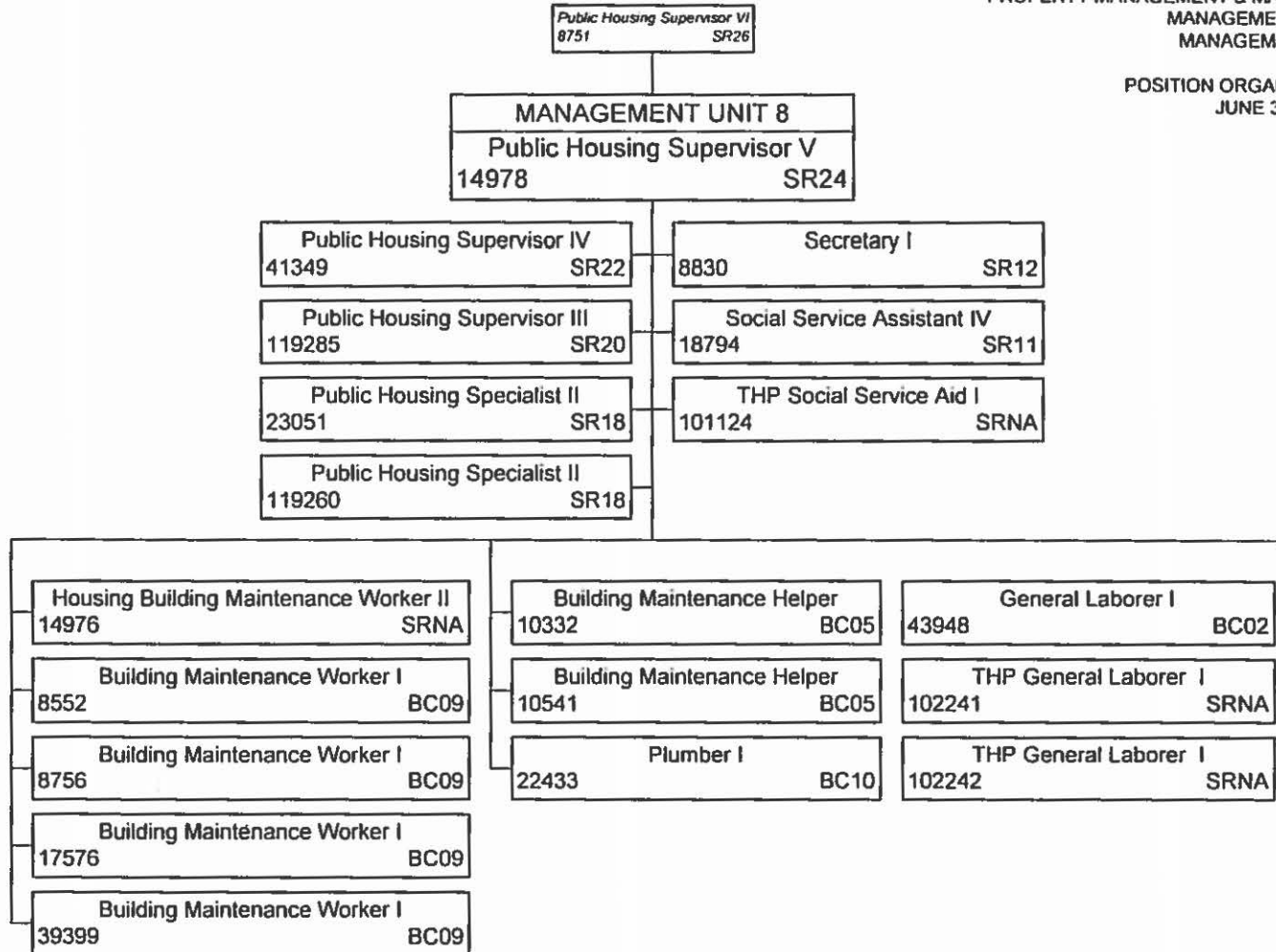
STATE OF HAWAII
 DEPARTMENT OF HUMAN SERVICES
 HAWAII PUBLIC HOUSING AUTHORITY
 (Administratively Attached Agency)
 PROPERTY MANAGEMENT & MAINTENANCE SERVICES BRANCH
 MANAGEMENT SECTION
 MANAGEMENT UNIT 7

POSITION ORGANIZATION CHART
 JUNE 30, 2015



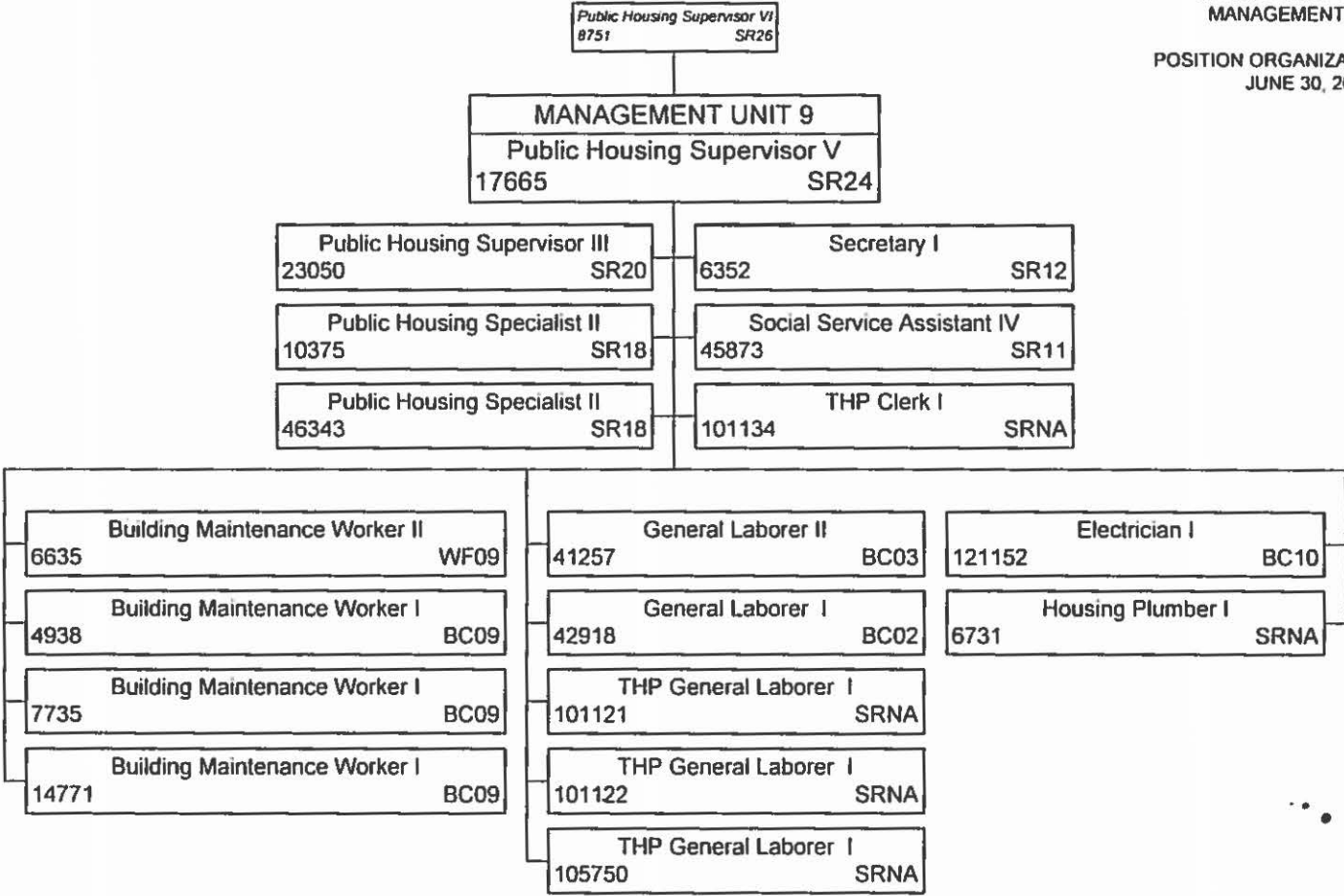
STATE OF HAWAII
 DEPARTMENT OF HUMAN SERVICES
 HAWAII PUBLIC HOUSING AUTHORITY
 (Administratively Attached Agency)
 PROPERTY MANAGEMENT & MAINTENANCE SERVICES BRANCH
 MANAGEMENT SECTION
 MANAGEMENT UNIT 8

POSITION ORGANIZATION CHART
 JUNE 30, 2015



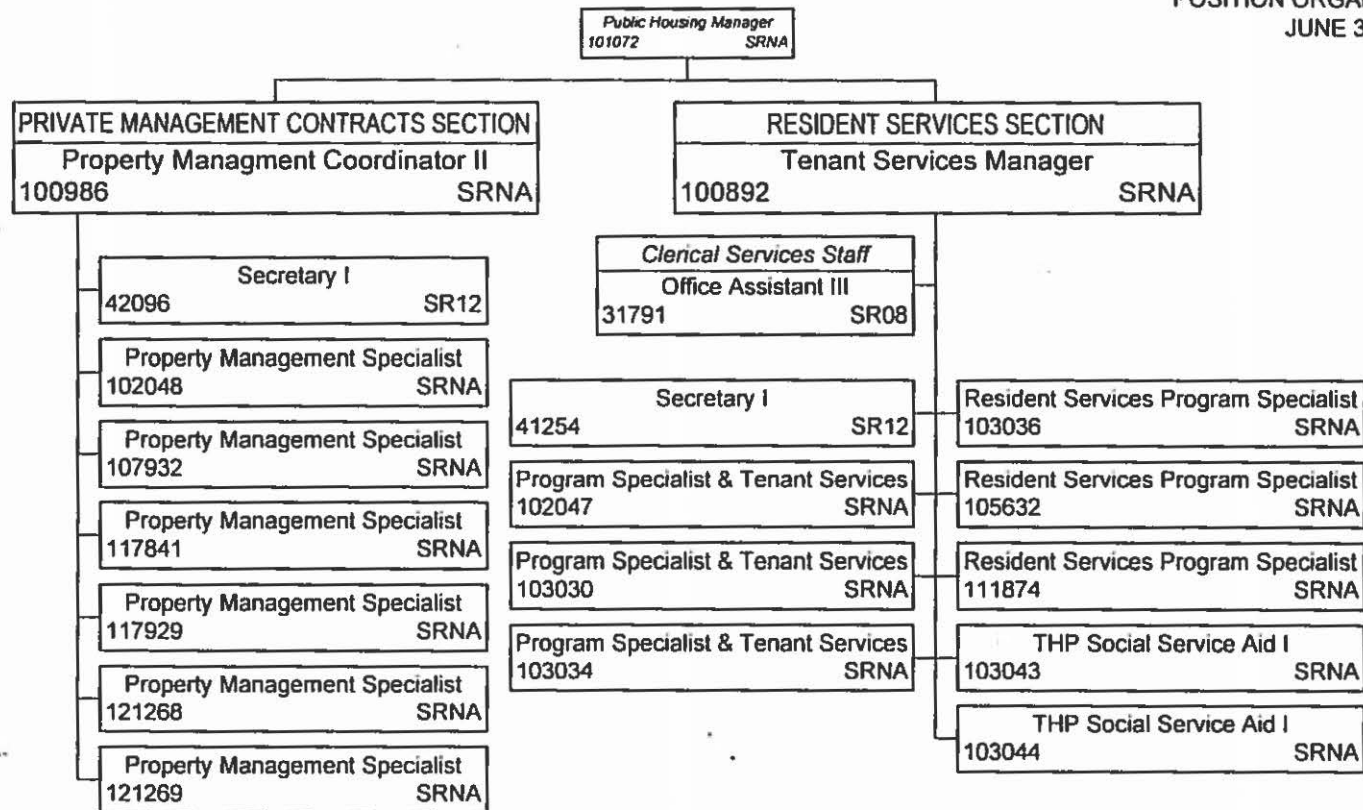
STATE OF HAWAII
 DEPARTMENT OF HUMAN SERVICES
 HAWAII PUBLIC HOUSING AUTHORITY
 (Administratively Attached Agency)
 PROPERTY MANAGEMENT & MAINTENANCE SERVICES BRANCH
 MANAGEMENT SECTION
 MANAGEMENT UNIT 9

POSITION ORGANIZATION CHART
 JUNE 30, 2015



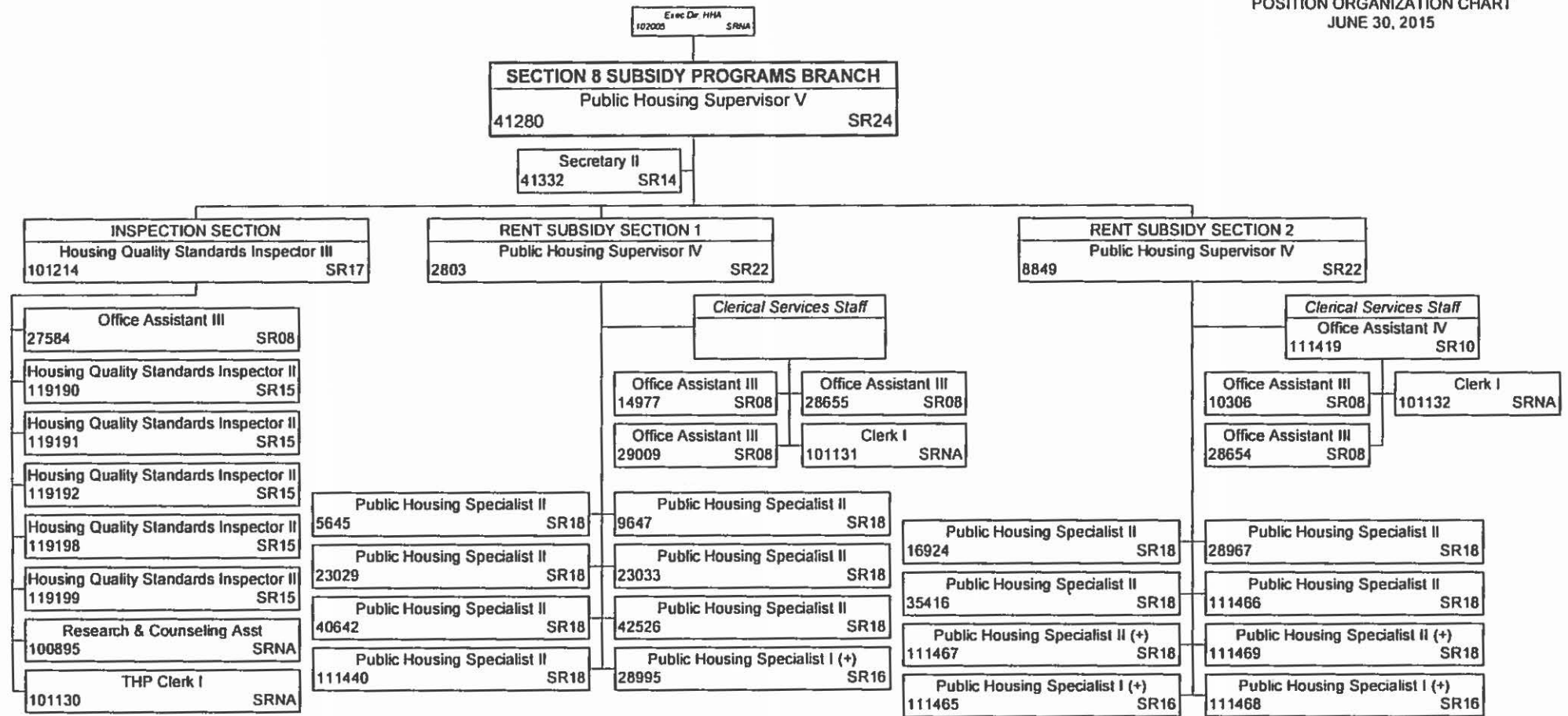
STATE OF HAWAII
 DEPARTMENT OF HUMAN SERVICES
 HAWAII PUBLIC HOUSING AUTHORITY
 (Administratively Attached Agency)
 PROPERTY MANAGEMENT & MAINTENANCE SERVICES
 PRIVATE MANAGEMENT CONTRACTS SECTION
 RESIDENT SERVICES SECTION

POSITION ORGANIZATION CHART
 JUNE 30, 2015



STATE OF HAWAII
 DEPARTMENT OF HUMAN SERVICES
 HAWAII PUBLIC HOUSING AUTHORITY
 (Administratively Attached Agency)
 SECTION 8 SUBSIDY PROGRAMS BRANCH

POSITION ORGANIZATION CHART
 JUNE 30, 2015



HAWAII PUBLIC HOUSING AUTHORITY

HPHA BOARD OF DIRECTORS

The nine (9) member HPHA Board of Directors:

1. Establishes policies and executive direction for the HPHA.
2. Approves programs and actions to be undertaken by the HPHA; approves staff recommendations to enter into contracts and other instruments necessary to exercise the powers granted to the HPHA.
3. Approves for adoption and/or revision administrative rules and procedures for the various programs of the HPHA.
4. Monitors the status of projects receiving assistance from the HPHA.

OFFICE OF THE EXECUTIVE DIRECTOR

Under the policy and executive direction of the Board of Directors, the Office of the Executive Director is the focal point for the execution of the statutory provisions relating to housing management services and the delivery of housing and housing services to the State of Hawaii. The Executive Director is responsible for the uniform application of policies, procedures and practices as they relate to the responsibility of the Hawaii State Government and the Hawaii Public Housing Authority, Department of Human Services to provide housing services to the people of the state of Hawaii. Within this capacity, the Office of the Executive Director shall be responsible for the following functions:

1. Provides for the overall administration and management of all functions and activities related to the operation of the Hawaii Public Housing Authority.
2. Implements programs to meet HPHA goals and objectives in consonance with applicable plans and guidelines.
3. Establishes policies and procedures to guide program operations.
4. Provides the central coordination to integrate delivery and staff support services to promote achievement of goals and objectives.
5. Provides the focal point for program and personnel evaluation, and program and personnel development.
6. Coordinates responses for Governor and DHS Director's referrals.

Clerical Services Staff

Provides clerical support.

COMPLIANCE OFFICE

This office performs activities to ensure the HPHA manages and operates programs in accordance with Federal and State requirements, and corporate policies and directives.

1. Reviews, monitors and investigates all programs and activities for the Executive Director (ED) and notifies the ED of any performance problems, fraud, waste, misuse of funds, mismanagement or situations with any potential for such abuse and recommends corrective action. Imposes enforcement action if corrective action is not taken on improper activities.
2. Monitors progress and ensures that corrective action is being taken to enforce compliance for all of the HPHA's various programs and activities.
3. Reviews Federal and State laws, rules and regulations to determine their impact on the HPHA's procedures, and assists program managers in determining and developing operational and procedural changes.
4. Disseminates compliance issues for all programs that impact the HPHA's procedures.
5. Performs annual and special reviews of the HPHA's programs to ensure uniform application and implementation of rules, policies and procedures and to determine the extent to which its objectives are being met.
6. Coordinates special inspections to resolve resident complaints or in response to allegations of inadequate property maintenance.

COMPLIANCE OFFICE (Cont'd)

7. Coordinates the training on Management Assessment directives. Monitors management operations and performance to ensure compliance with these directives, emphasizing prevention, detection and correction of problems prior to the U.S. Department of Housing and Urban Development (HUD) review, which could result in HUD's Enforcement Division taking legal action against housing authorities that receive a failing grade on their annual assessments. Provides support and coordination to HUD on their physical inspections and reviews of the HPHA's properties receiving HUD financial assistance.
8. Reviews and monitors relocation assistance plans developed by other State departments and county agencies involved in displacement of individuals, families, businesses and farm operations.
9. Coordinates and enforces all fair housing functions to promote and improve equal housing opportunity and access as required by law.
10. Coordinates and enforces all civil rights functions (i.e. – Section 504 of the Rehabilitation Act of 1973, Americans with Disabilities Act, Equal Employment Opportunity, etc.) to comply with the Law.

FISCAL MANAGEMENT OFFICE

The Fiscal Management Office (FMO) is responsible for providing administrative assistance and advisory services in fiscal management, budget, and accounting services for the HPHA. In addition, the FMO monitors all teacher Housing and State owned affordable housing rental contracts on behalf of the HPHA and oversees/manages the HPHA's assets, including real property. The FMO formulates policies, procedures and standards in administering central accounting, asset (inventory) management and contract monitoring activities within the HPHA; and provides consultative and technical services in budget coordination, planning development, execution and monitoring activities for all programs within the HPHA, and with budget staff at the departmental level.

Clerical Services Staff

Provides clerical support.

Accounting Staff

Maintains a central accounting system for all of the HPHA's General, Federal, Special, Bond and Capital Improvement Project funds. Monitors, coordinates and administers fiscal control of fiscal policies, regulations and procedures established by the Governor, Legislature, Federal and State fiscal agencies.

1. Develops, maintains and improves methods, procedures and forms of the HPHA's accounting systems to ensure that the HPHA's payments are made promptly and in conformance with established standards of property and legality.
2. Maintains accounts, records and reports accurately and on a timely basis, ensures that HPHA's financial transactions are legal and appropriate.
3. Prepares financial statements for submittal to appropriate offices.
4. Advises, assists and/or develops a subsidiary-accounting system and exercises general supervision in the implementation of subsystems.
5. Provides fiscal direction and assistance and coordinates fiscal activities of HPHA's various elements.
6. Assists in preparing budget estimates and projections.

Accounting Section

Responsible for accounting, recordkeeping, financial analysis, financial reporting and associated monetary transactions for the following programs and functional areas:

1. The State Low Rent programs, including the Elderly, State Low Rent and Teacher Housing programs;
2. The General Funds, including Repair and Maintenance, Security and Housing Assistance;
3. The Federal Low Rent program;
4. The Comprehensive Grant/Capital Funds;

Accounting Section (Cont'd)

5. The Section 8 programs, including Housing Choice Vouchers, Contract Administration and Family Self Sufficiency;
6. Other Federal Funds, including the Department of Justice and ROSS grants;
7. Capital Improvement Project Fund;
8. Weinberg Trust Fund;
9. General Fixed Asset Account Group.

Provides financial accounting support pertaining to the above programs, including the following:

1. Extracts financial data from various central accounts and general ledger reports and sorts and accumulates this information for program management and Federal reporting purposes.
2. Serves as a resource for fiscal related Federal and State program rules and regulations.
3. Assists branches and other offices in preparing financial reports in monitoring accounts and appropriations.

Payroll And Disbursement Section

Responsible for accounting, recordkeeping, financial analysis, financial reporting and associated monetary transactions for the following programs and functional areas:

1. The Disbursing Fund, including Petty Cash;
2. The Equipment Rental and Equipment funds;
3. The Payroll functions;
4. The Allocation Fund;
5. The Accounts Payable functions for all of the HPHA's allocated costs.

Provides financial accounting support pertaining to the above programs, including the following:

1. Extracts financial data from various central accounts and general ledger reports and sorts and accumulates this information for program management and Federal and State reporting purposes.
2. Serves as a resource for fiscal related Federal and State program rules and regulations.
3. Assists branches and other offices in preparing financial reports and in monitoring accounts and appropriations.

ASSET MANAGEMENT STAFF

Manages the property inventory and disposal program for the HPHA, including inventory of all real properties owned and/or controlled by the HPHA.

1. Develops/establishes policies, procedures, and standards for property inventory and disposal consistent with Federal and State laws, rules, regulations, policies and procedures.
2. Assists program staff in document preparation, identification and accurate reporting of acquired assets.
3. Reviews requests for property disposals and makes recommendations for approval/disapproval to the Executive Director.
4. Conducts on-site audit of property inventory records and random sampling of requests for disposal of properties.
5. Prepares quarterly, annual and/or special inventory reports on equipment, vehicles and real property under the control of the HPHA.
6. Performs an "investment analysis" by compiling and maintaining critical asset data; consolidating financial information on the performance of individual projects; planning for long range maintenance, renovation and new/replacement construction; assessing potential financing strategies and market demand; and providing strategic planning/goal setting and recommendations for the administration of all the Agency's real estate holdings.

BUDGET STAFF

Serves as the HPHA's principal staff on budget planning, execution and monitoring matters. Operates within the framework of statutory authorizations, Federal and State requirements, executive branch rules, policies and directives, and departmental policies and procedures. Advises and provides technical assistance to HPHA personnel on the preparation of program and financial plans and budget requests. Variance reports, program development, execution and monitoring activities of all programs within the HPHA.

1. Coordinates, reviews, analyzes and makes recommendations on the HPHA's multi-year program and financial plans and budget requests, variance reports and program structure.
2. Consolidates/compiles the overall budget request for the HPHA for submittal to the DHS Director.
3. Reviews, analyzes, evaluates, and monitors the expenditures of programs in order to assure conformance with the authorized fund allocations and makes recommendations relating to the allocation, reallocation or restriction of resources.
4. Reviews, analyzes, evaluates and makes recommendations on requests to fill, establish or abolish positions.
5. Monitor requests for release of funds for housing projects and insures that the requests are acted upon in a timely manner to prevent increased project costs due to delays in the release of funds.
6. Advises and provides training and technical assistance in preparation of HPHA program and financial plans and budget requests, variance reports, program structure and expenditure plans.
7. Coordinates and prepares responses to the Legislature on budget/fiscal matters via appropriate Corporate/Departmental chain of command.
8. Monitors the overall budget status of the HPHA and of each branch and office on a monthly basis, and apprises the approximate management official of issues/concerns when deemed necessary.
9. Prepares regular and special reports on the status of the budget.
10. May assist in preparing short and long-term resource estimates, requirements and/or projections for the various programs within the HPHA.
11. May coordinate preparation and submittal of budget testimonies to legislative committees.
12. May participate in budget presentations given to the Board, Legislature and/or other interested persons.

HEARINGS OFFICE

The Hearings Office conducts and coordinates hearings which involve resident disputes or evictions.

1. Represents the HPHA in eviction hearings against residents before the Hearing Board and coordinates with the Department of the Attorney General on court proceedings.
2. Prepares necessary documents for the eviction hearing process.
3. Maintains records and files on all Oahu hearings. Maintains records and files on neighbor island hearings from 1993.
4. Reviews, interprets, and advises the Executive Director and staff on rules and regulations as they relate to various branch programs with regard to hearings.
5. Establishes operational procedures and performs related administrative activities pertaining to hearings, grievances and contested cases.
6. Prepares program plans and budgets.
7. Oversees the preparation and maintenance of administrative documents and files relating to hearings which contain restricted information for potential presentation to the courts in cases of final appeal.

HEARINGS OFFICE (Cont'd)

8. Performs a variety of clerical functions including typing, duplicating, filing, requisitioning office supplies, preparing, processing personnel forms and reposts, answering phone calls and routing to appropriate parties.

HOUSING INFORMATION OFFICE

This office provides for regular communication among the HPHA, other government and private entities, tenants of public housing, and the general public regarding the HPHA's programs, services, actions, plans and policies. Establishes and maintains an effective communications program in the support of public information and advocacy requirements under State law.

1. Acts as the media liaison. Responds to the media's information needs regarding State housing activity. Prepares and Disseminates information that increases public awareness of the HPHA's programs, services, projects and accomplishments.
2. Provides crisis communications, responding rapidly to unforeseen crisis through issue research, policy input, and dissemination of appropriate responses. Anticipates negative reaction or misunderstanding of the HPHA's function, and prepares appropriate spokespersons/responses.
3. Receives, researches and responds to queries and complaints from the public, private and non-profit sectors. Monitors referrals to ensure expeditious response/resolution.
4. Assists other branches and offices of the HPHA with advocacy efforts to inform selected regional targets about the advantages/impacts of housing projects, programs and services in their area.
5. Develops cost-effective communication tools, such as printed products including the HPHA's annual report, brochures and newsletters; audio/visual materials, special events and presentations, public services announcements, and consumer services. Assists the management with employee/internal communications.
6. Conducts strategic communications planning to achieve understanding and support among selected target audiences. Develops, implements, evaluates and updates the communications program to insure integration with the HPHA's plans, policies and objectives.

INFORMATION TECHNOLOGY OFFICE

The Information Technology Office (ITO) is responsible for the overall administration, planning, direction, management, development, implementation and maintenance of all information technology (IT) systems and processing for the HPHA including support and management in business application development and maintenance, project planning and implementation, telecommunication and network operations, systems software/hardware, and technical training for the HPHA. Desired goal is to achieve/implement a fully integrated financial/property-asset management/compliance application system for the HPHA.

Directs and coordinates all IT matters within and between the HPHA and other State and county agencies, the Federal government, and commercial hardware and software organizations including private consultants.

1. Develops, implements, and maintains short and long range information technology strategy plans that address key issues such as legacy systems, end-user training, a comprehensive hardware replacement schedule, leveraging the internet, etc.
2. Conducts analyses of existing hardware and software components and recommends maintenance or upgrades based upon current or future processing requirements. Ensure that appropriate hardware and software are acquired and/or upgraded to support the various entities of the HPHA.
3. Plans, coordinates, develops, evaluates, monitors and assists in bid, proposals and contract processing procedures/activities in acquisition of IT hardware, software, and services.

INFORMATION TECHNOLOGY OFFICE (Cont'd)

4. Provides overall project management expertise and assistance in project management for all systems development projects; works with various divisional offices and administrators to implement automation initiatives; assists in the development of the advance planning document for the systems development and implementation project plans; provides systems analysis and design services, and computer programming services to the end user community; and provides daily operational support and maintenance in all aspects of data processing requirements for the end user community.
5. Performs system analysis and design functions in the development of new system requirements definition; or enhances existing system requirements.
6. Modifies/develops applications to computer programs and performs unit tests; develops data processing documentation in accordance with established documentation standards. Provides computer programming functions for the various programs within the HPHA.
7. Plans, coordinates and directs systems software support and control programming; database management and operational support installation and maintenance service for centralized computing systems; development, implementation and maintenance of specialized systems software used in support of applications and controls systems.
8. Determines efficiency/capacity and recommends improvements to the computer system and guidance in the effective and efficient use of systems software.
9. Defines, develops, and administers all divisional security procedures and processes; manages access to the division's automated systems; conducts system security studies for conformance to laws, policies and procedures relating to the security guidelines and policies; works with various local, State, Federal and Private sector agencies on all system security issues; and conducts security reviews.
10. Plans, directs and oversees the implementation and support of network components; the evaluation of efficient and cost-effective deployment and usage of transmission media; and the development of policies, standards and procedure and long-range plans and goals for the HPHA's telecommunications infrastructure. Ensures that the plans are consistent with the State's long-range telecommunication's infrastructure to allow connectivity with other agencies.
11. Manages, plans and directs office automation usage and development of customized office automation applications and databases. Provides technical expertise in the support of client applications and WEB development.
12. Oversees and manages the activities of the HPHA's computer network. Enables and maintains network software parameters, configures and optimizes network components including servers and firewalls, routers, switches and hubs.
13. Prepares and maintains production schedules and documentation for new and on going application systems; submits job requests; reviews jobs for quality assurance.
14. Oversees the computer network system and all peripherals located at the School Street locations of the HPHA.
15. Provide technical support to all users within the HPHA; develop and implement training sessions for internal users; plan and implement re-training efforts at the basic, intermediate and management levels.
16. Develops and implements the HPHA's system recovery plan.
17. Participates in Informational Systems technical user and/or Project Committees.
18. Develops and/or updates automated system user guides to reflect current processes and procedures.
19. Prepares status reports and convey concerns regarding the quality and progress of IT systems/projects.
20. Assists in research of office and staff productivity technologies.

PERSONNEL OFFICE

The Personnel Office is responsible for providing personnel staff support and advisory services to the Executive Director, managers and employees of the HPHA. Manages various personnel programs and activities for the HPHA including recruitment, examination and placement, position description, labor relations, civil rights, employee relations and safety, employee training and development, and personnel transactions and records maintenance. Collaborate and coordinate with the DHS Personnel Office in providing/addressing the personnel program needs of the HPHA.

1. Manages the HPHA's personnel programs and activities in accordance with a broad range of standards and requirements, including Federal and State statutes and guidelines, personnel rules, regulations, policies and procedures, and collective bargaining contract provisions.
2. Provides advisory services to management personnel, supervisors, and employees. Interprets civil service regulations, departmental policies and procedures, Federal and State rules and regulations, collective bargaining contractual agreements, etc.
3. Advises management on labor relations issues, such as just cause for discipline, handling of grievances, etc. Conducts grievance investigations, reports findings and makes recommendations for appropriate actions.
4. Meet with employee/employer representatives to discuss problems and negotiate mutual agreements with respect to terms and conditions of employment unique to the HPHA in an attempt to resolve grievances, if necessary.
5. Provides advice and assistance to managers and supervisors in preparing action requests for establishing positions, reallocations, exemptions, etc.
6. Reviews position descriptions prepared by supervisory personnel to insure that all DHRD/DHS requirements are met and that classification recommendations are appropriate before processing the action for appropriate attention.
7. May conduct job audits and perform other job analysis functions in order to advise management on position utilization matters including preventing duplication of effort, overlapping of responsibilities, developing career ladders, etc.
8. Provides advice and assistance to managers and supervisors in planning and conducting recruitment, examination, selection and placement activities for filling of position vacancies; and coordinates with the departmental (DHS) or central (DHRD) recruitment entities, as appropriate, to fill position vacancies with appropriate qualified applicants.
9. Assists managers and supervisors in identifying employee training needs; develops and implements employee training programs and/or obtains/coordinates appropriate resource(s) for in-service training.
10. Ensures that out-service training requests are properly justified and processed on a timely basis.
11. Establishes and maintains appropriate programs to effectively address/monitor employee safety and workers' compensation concerns; and develops and maintains a Loss Control Program.
12. Maintains all status records on employees and positions for the HPHA.
13. Coordinates with managers/supervisors when processing notification of personnel action forms; and collaborates/coordinates with departmental personnel office to ensure timely processing, appropriate control/recording, etc., of such actions.
14. Prepares personnel related reports, projections, etc., as necessary.
15. Keeps managers, supervisors and employees informed on personnel matters and concerns; obtains clarification on personnel issues as necessary and provides advice and guidance in the application of policies, procedures, etc.
16. Maintains the HPHA's authorization documents and reviews proposed reorganizations in order to advise HPHA management of position classification implications and effective staff usage.
17. Identifies problems such as absenteeism, turnover, discriminatory practices, etc., and conducts appropriate research and analysis in order to develop recommendations and proposals for corrective action(s).

PERSONNEL OFFICE (Cont'd)

18. Coordinates and/or monitors various personnel management programs with the departmental personnel office including drug free, civil rights, employee service awards, etc.
19. Maintain close working relationship with other State agencies concerning the Office's areas of responsibility.
20. Reviews and coordinates the HPHA's safety program compliance with Occupational Safety and Health Standards (OSHA) and Hawaii Occupational Safety and Health (HIOSH) requirements.

PLANNING AND EVALUATION OFFICE

This office performs overall planning, evaluation and research activities for programs administered by the HPHA, and coordinates legislative activities for the HPHA.

1. Formulates and assists in developing long and short-range/functional plans to meet the HPHA's program objectives. Updates internally formulated plan documents as required.
2. Compiles, reviews and analyzes statistical, demographic and market data to identify specific levels and types of housing needs within the State; works with the Branches in determining how these needs may best be met; assesses tenant population and potential tenant population; works with other Government agencies, developer and advocacy groups and others to assess needs and identify strategies; incorporates all of this information into the HPHA's long and short-range/functional plans.
3. Reviews and evaluates the HPHA's objectives, policies, procedures and programs; as necessary, submits recommendations for the development of new and/or modifications to existing objectives, policies, procedures and programs for the HPHA.
4. Assists, produces or causes to be produced housing studies and reports.
5. Develops legislative proposals and reports in support of the HPHA's plans and programs; assists in the development of the HPHA's position with respect to legislative, congressional or county council requests and proposals; produces testimony on housing-related legislation and issues; and coordinates all of the HPHA's legislative responses.
6. Develops and maintains communication with congressional delegation, State legislators and county councils on housing-related matters.
7. Develops administrative rule-making procedures of the HPHA; coordinates and assists in the development of revisions of the rules and bylaws as necessary.
8. Assists in maintaining and updating internal and internet websites of housing information and electronic mail system.
9. Develops, compiles, retrieves and reports housing data and statistics for use by the HPHA and other agencies and organizations, and prepares maps, visual aids, and reports for presentation purposes.
10. Conducts market research, needs assessments, and housing studies to assist management in decision making on prospective programs and projects; reviews development proposals to determine whether they will address identified housing needs.
11. Reviews, coordinates and formulates responses to petitions for State land use district boundary amendments, environmental impact Statements; and county development/community plans in conjunction with the Branches.
12. Coordinates applications for grants or other resources to fund projects or programs to meet the housing or supportive services needs of residents assisted by the HPHA.

PROCUREMENT OFFICE

This office provides central procurement, storekeeping, scope of services and inventory and inventory control services for all HPHA programs in accordance with State, Federal and HPHA requirements.

1. Developing clear policies for accountability for Agency-wide procurement management.
2. Process receipts and issues all Agency-wide purchased goods.
3. Coordinate annual physical inventory and assist in the disposal of obsolete equipment.

PROCUREMENT OFFICE (Cont'd)

4. Reviews for proposal (RFP), Invitation for Bids (IFB), Request for Qualifications (RFQ), and any other solicitation for consultant or personal services to ensure compliance with applicable Federal and State laws, rules, regulations, policies and procedures.
5. Insure fiscal and program compliance with all terms and conditions of the contracts through interaction with program staff.
6. Develop and revise purchasing procedures and update Agency manuals.
7. Reviews contractor and consultant contracts.
8. Maintains appropriate records on all purchases and inventory items and prepares reports on these activities as needed.
9. Updates and reviews purchasing manual, re-order points and qualities, and inventory composition.
10. Draws up specifications, advertising and bids as needed.
11. Provide work direction and training to all employees who have purchasing authority to ensure compliance with all purchasing procedures.
12. Maintains appropriate level and composition of inventory for HPHA needs.
13. Distributes items or purchases to users in an efficient and expeditious manner.

CONSTRUCTION MANAGEMENT BRANCH

This Branch provides overall administration for construction administration and technical assistance projects which are assisted by the HPHA to increase housing opportunities for low income households, elderly and special needs groups. Architectural and engineering review and inspection services are provided to contractors for the modernization, capital improvement, and repair and maintenance of existing facilities.

Construction Management Section

This Section develops, implements and coordinates the modernization, capital improvements and extraordinary repairs and maintenance programs for the HPHA's existing facilities. The Section provides architectural and engineering support for the HPHA's projects. In addition, provides construction administration and inspection services for the programs.

Provides clerical support.

Construction Management Units 1 And 2

1. Coordinates and conducts periodic physical needs assessments of existing facilities and, with the assistance of other branches and offices of the HPHA, develops short and long term plans for modernization, capital improvement and extraordinary repairs and maintenance of the facilities.
2. Pursues and coordinates with Federal, State and county agencies for funding to address the physical needs of the HPHA's existing facilities.
3. Coordinates all phases of the project for modernization, capital improvements, and repairs and maintenance, including but not limited to, government approvals, procurement and preparation of design and construction contracts, construction, project fund management and inspection services.
4. Administers construction contracts for projects assigned to this Section to ascertain that all work complies with the intent of the plans and specifications; in consultation with other sections, reviews design and construction modification requests and makes decision on request; inspects and certifies work completed for payment to contractors; and accepts completed projects.
5. Analyzes the cash flow of assigned projects and prepares reports regarding the projects' funds; validate the source and availability of funds and exercise control over the disbursement of appropriated funds.
6. Coordinates with and assists other branches of the HPHA on the reconstruction of existing facilities.
7. Prepares work scope and specifications for small contracts and coordinates procurement of services.

Construction Management Units 1 And 2 (Cont'd)

8. Monitors project and contract compliance with applicable laws, ordinances, rules and standards including applicable Federal, State determinations and program requirements as it relates to construction.
9. Develops inspection plans and performs inspections on all units/projects during construction for quality control and conformance with plans and specifications, compliance with applicable laws, ordinances, rules and standards.
10. Reviews requested construction modifications (i.e. Change Orders/Change Proposals) during the construction period to ascertain suitability, practicality, and conformity with previously issued construction documents during the construction period and reports all construction related issues.
11. Assists other branches and offices of the HPHA and verifies that all necessary actions required to correct construction, equipment, material, appliance, and other deficiencies under homeowners/construction warranty policies are taken.
12. Investigates complaints which are construction related or concerning vacant land parcels.
13. Conducts special inspections to resolve resident complaints or in response to allegations of inadequate property maintenance.
14. Assists with the procurement process for the repair and maintenance of units to be purchased, sold or rented, relating to the maintenance of vacant parcels, or to address complaints.

Development Support Section

This section provides assistance with quality control, hazardous materials (i.e. Lead-Base Paint (LBP), asbestos Containing Materials (ACM), etc., and accessibility requirements for the HPHA's new projects, modernization, repair, and maintenance of existing rental projects, and for projects assisted by the HPHA. In addition, this section will also assist with the conformance with plans and specifications, compliance with applicable laws, ordinances, rules and standards, coordinates with the appropriate branch/section or office of the HPHA and monitors compliance with Federal Labor Standards Provisions and applicable Federal and State wage determinations, Section 3, and other Federal and State program requirements as it relates to construction.

Provides clerical support services for the Development Support Section.

1. Reviews and provides recommendations on constructions plans, specifications, products, proposals, bid submissions, contracts, change orders, and other related proposals through all stages of planning, development, construction and warranty.
2. Review plans and specifications for the HPHA compliance with applicable laws, ordinances, rules and standards, and maintains the HPHA's plans and specifications as part of a proposed Automated Work Management System (AWMS).
3. Reviews, assists or prepares cost estimates for construction, repair and maintenance of projects beyond the capability of the Section.
4. Conducts site analysis and infrastructure investigation and develop concepts for potential development.
5. Assists other branches and sections of the HPHA with the preparation, implementation or administration of design guidelines, and declaration of covenants, conditions and restrictions (CC&R's), U.S. Dept. of Housing and Urban Development (HUD) Total Development Cost (TDC) calculations/assessment, U.S. Environmental Protection Agency (EPA) compliance, etc.
6. Establish standards for design and construction for the HPHA's projects or projects assisted by the HPHA; and provides design support to the HPHA.
7. Assists other branches and offices of the HPHA with the administration of construction contracts for all new development, maintenance, repair, rehabilitation, replacement and hazardous materials projects to ascertain that all work generally complies with the intent of the plans and specifications and applicable laws, ordinances, rules and standards; reviews and evaluates change orders for conformance to contract requirements.

Development Support Section (Cont'd)

8. Develops operations and maintenance standards (i.e. Maintenance Policies and Procedures Manual) for the HPHA and develops specifications for contractual services for major building systems.
9. Conducts or causes to be conducted, research on housing materials, designs, and technology and develops the means for applying the findings of such investigation to the HPHA's designated projects.
10. Monitors compliance with Federal Labor Standards Provisions and applicable Federal and State wage determinations, and other Federal and State program requirements as it relates to construction.
11. Monitors compliance with HUD's Section 3 Provisions to provide the opportunity to secure employment through training opportunities, job matching and referral services with include outreach and recruitment, case management, basic skills and leadership development, construction vocational training per applicable Federal, State, and other program requirements.
12. Assists other branches and offices of the HPHA with the collection of and management of construction documentation.
13. Provides support to the Construction Management Section of detailed planning of selected housing sites and parcels of land, including but not limited to, infrastructure development and community redevelopment.

PROPERTY MANAGEMENT AND MAINTENANCE SERVICES BRANCH

Performs management and maintenance of assigned housing, vacant land and equipment owned or managed by the HPHA; and works directly with residents in identifying their needs in order to assist in coordinating services and programs to meet those needs.

1. Coordinates the application and management functions of public housing rental programs administered by the HPHA.
2. Initiates the development and coordinates the implementation of rules and regulations to be in compliance with Federal and State requirements.
3. Assesses the adequacy and effectiveness of management, maintenance and resident services programs of the Branch and revises them as needed in concert with the HPHA's plans.
4. Develops and establishes management and maintenance plans to reflect the HPHA's goals; monitors performance against established performance standards, criteria, goals, and guidelines to achieve optimal performance; provides assistance as needed to implement the plans to meet performance objectives; develops policies and procedures on matters relating to management, maintenance, applications for and occupancy of housing facilities and programs.
5. Maintains communication between the Branch and Federal, State, and local agencies to facilitate the operations of the Branch and keeps all sections informed on activities and actions.
6. Collaborates in the review and approval of Management and Maintenance budget requests in coordination with the Fiscal Management Office.
7. Assesses training requirements for the Branch and directs participation in training programs to achieve optimal performance.
8. Facilitates investigations of and resolutions to complaints, problems and program inefficiencies.

**PROPERTY MANAGEMENT AND MAINTENANCE SERVICES
BRANCH (Cont'd)**

9. Performs work order call center functions; Provides specialized central support services for assigned housing facilities of the HPHA owned and managed by the HPHA to include but not limited to:
 - a. Receiving phone calls from development residents or area management offices about needed repairs for interior and/or exterior property, owned by the HPHA.
 - b. Prepares for input of work order details into a work order call system or a tabulated order form.
 - c. Review completed work orders for completeness to insure correctness of details required for job completion.
 - d. Forwarding the data to the respective area management office for work to be assigned to the maintenance staff.
 - e. Tabulating of completed work orders at the call center based on the input of data collection from each area management office to determine work performance and resident satisfaction.
10. Coordinates maintenance support functions of the HPHA.
11. Evaluates, develops and revises maintenance support functions of the HPHA.
12. Maintains maintenance call center workload database for the HPHA and acts as the information resource for the HPHA's and area planning and budget activities.

Central Maintenance Services Section

1. Provides specialized central support services for the HPHA. Centralized support services to include grounds maintenance, plumbing, electrical, welding, carpentry, painting, refrigeration, air conditioning, concrete/masonry, auto mechanic, heavy equipment and dump truck operation.
2. Coordinates, schedules, and provides specialized power equipment and vehicle maintenance support for assigned areas Statewide.
3. Coordinates maintenance support functions of the HPHA.
4. Provides centralized maintenance support services for assigned housing facilities, vacant land and parcels owned or managed by the HPHA.
5. Plans, schedules, and performs major maintenance, repair and alteration work which are beyond the normal capabilities of the Management Units maintenance staff.
6. Assesses facility maintenance needs for assigned properties and develops plans and schedules to address those needs.
7. Evaluates, develops and revises maintenance standards and procedures in conjunction with the Construction Management Branch for housing programs under the jurisdiction of the Property Management and Maintenance Services Branch.
8. Maintains maintenance workload database for the HPHA and acts as the information resource for the HPHA's and area planning and budget activities.
9. Coordinates preparation of and updates the maintenance modernization and operating plans for public housing developments.
10. Administers the HPHA's Preventive Maintenance Program and the major systems inspection program.
11. Plans and coordinates landscape maintenance services for assigned properties and facilities owned or managed by the HPHA.
12. Coordinates after hour and weekend emergency maintenance services.
13. Maintains and updates maintenance policy and procedural manuals.

Management Section

Oversees assigned Federal and State housing programs. Coordinates application intake, screening, and eligibility determination functions for public housing rental programs. Provides overall management and coordination of day to day services for public housing developments assigned to the Section. Tracks the Section's performance against established performance standards of assigned programs to achieve optimal results.

Applications Services Unit

1. Receives applications for assigned HPHA owned and/or managed rental housing units and rent subsidy programs under Federal and State programs and reviews and determines eligibility of applicants for placement based on applicable State and Federal regulations and guidelines into housing facilities and rent subsidy programs on Oahu.
2. Maintains records and files on all applications for assigned programs.
3. Implements approved policies, rules, and regulations relating to rental and occupancy matters.
4. Identifies applicants who may be in need of additional supportive services and refers them to appropriate Counseling entities.
5. Coordinates closely with the Management and Rent Subsidy units on lease up to ensure the HPHA's occupancy and vacancy standards are met.
6. Assists the Management Section in providing eligibility determination for continued occupancy.

Management Units 1-5, 7-9

1. Provides day-to-day management, maintenance, and resident services for public housing developments assigned to the Management Unit.
2. Repairs and maintains facilities and grounds within the capabilities of assigned Management Unit Maintenance staff.
3. Enforces lease provisions and makes recommendations for corrective action to ensure proper use and occupancy of rental units.
4. Evaluates the needs of resident families regarding social, health, education, recreation, employment and family relations and provides assistance in securing services and programs to need their needs.
5. Recommends revisions to and assists in developing policies, procedures, rules and regulations on matters pertaining to the management, maintenance, and resident services in public housing.
6. Fosters and establishes working relationships with community groups and other agencies for the benefit of the residents and the HPHA.
7. Coordinates with the Applications Unit on unit lease up to ensure that the HPHA's occupancy and vacancy standards are met.
8. Develops and implements management unit budget and maintenance work plan.
9. Prepares reports and maintains demographic records and statistics for assigned housing programs.
10. Represents the HPHA on the neighbor islands.
11. Interviews residents for re-determination of continued eligibility for unit occupancy and income received to establish share of rent.
12. Receives applications for assigned programs and determines eligibility and support needs of applicants for placement.
13. Investigates complaints and counsels residents on lease violations.
14. Implements approved policies, procedures, rules and regulations on matters relating to assigned housing programs.
15. Coordinates requests for the Maintenance Section services.
16. Responds to after hour calls for emergency repairs.

Management Units 1-5, 7-9 (Cont'd)

17. Conducts various inspections to assess and ensure safety, cleanliness and/or needed repairs.
18. Provides clerical support for the management unit.
19. Maintains files, records, manuals and correspondence under the jurisdiction of the management unit.
20. Provides fiscal and physical accounting support for the management unit.

Private Management Contracts Section

Responsible for administering and overseeing the operations of privately managed, Federal and State funded developments owned by the HPHA to ensure all terms of agreements are properly implemented and accomplished by private sector agencies; and adhere to applicable rules, policies and procedures.

1. Analyzes all proposals with regards to planning, development and management of all rental properties and prepares feasibility analysis in the area of property management for the HPHA.
2. Coordinates the development, establishment and implementation of criteria for incorporating into guidelines for various facets of private sector management of HPHA owned rental properties.
3. Prepares, processes and evaluates competitive bids for property management services.
4. Initiates, assembles, and implements all governing documents, agreements, contracts and leases for all assigned rental properties.
5. Prepares annual operating budgets for assigned rental properties.
6. Facilitates annual financial audit of HPHA owned rental properties.
7. Coordinates and/or conducts special inspections as necessary to resolve complaints or in response to allegation of poor/inadequate property management/maintenance of HPHA owned rental properties.
8. Provides management information on current trends and recommends policies for operating lease and rental properties for all corporate programs.
9. Maintains liaison with non-dweller space and facilities (e.g., commercial areas, community centers, etc.) of the HPHA.
10. Administers and manages non-dwelling space and facilities (e.g., commercial areas, community centers, etc.) of the HPHA.

Resident Services Section

The Resident Services Section is responsible for the development and monitoring of housing supportive services programs for housing project residents, and those with special housing needs primarily through the grant application process and the administration, coordination, and evaluation of the HPHA's resident services. The Section also provides technical support to public and private service agencies in the establishment and operation of supportive housing programs.

1. Collects, analyzes, and disseminates information on services and other programs provided by other housing authorities across the nation to support residents in improving their environment and efforts towards economic independence.
2. Researches Federal and private funding sources; prepares and coordinates grant applications for those funds; and conducts ongoing needs assessments of the residents with private and public agencies involved with resident services and self-sufficiency programs.
3. Develops plans and procedures in coordination with private and public agencies for the introduction of new programs and the modification of existing resident services programs, as well as the administration of grants for resident services.
4. Coordinates with State, county, and other public and private agencies to develop programs and establishes referral systems to service those with special housing needs and serves as liaison for the HPHA with other agencies and community groups in developing strategies for resident related self-sufficiency programs.

Resident Services Section (Cont'd)

5. Assists and coordinates with the Planning and Evaluation Office in compiling statistical and demographic data on all needs assessment for the resident services.
6. Develops, coordinates, administers and evaluates new and existing resident services program contracts; and coordinates resident services activities with the Property Management and Maintenance Services Branch and private and public agencies.
7. Coordinates the submission of all progress reports for the HPHA's resident services programs and contracts.
8. Develops, coordinates, and conducts resident services related training and workshops and provides technical assistance on the new and existing resident services programs for personnel servicing the residents of individual housing projects and private and public agencies.
9. Provides assistance to and coordinates activities for resident advisory councils, works with residents and resident advisory councils to develop and implement programs operated by residents to improve their environment and efforts towards economic independence and budgeting and expenditure of resident participation funds and operation and maintenance of resident council offices.
10. Develops, implements and evaluates compliance with service standards developed by HPHA for use by contractors, organizations providing on-site services, occupying HPHA facilities or desiring to enter into collaborative partnerships with HPHA.
11. Participates on ad-hoc planning committees for renovations, remodelizations, or construction of public housing units or on-site facilities to provide technical assistance and insight facilities to provide technical assistance and insight related to supportive services and/or resident needs.

Clerical Services Staff

Provides clerical support.

SECTION 8 SUBSIDY PROGRAMS BRANCH

Coordinates application and rental assistance functions for rent subsidy programs administered by the HPHA. Provides initial determination of the need for support services and makes referrals to appropriate public and private service providers as needed. Reviews and monitors relocation assistance plans submitted to the HPHA.

Inspection Section

1. Schedules and conducts on-site inspections of initial and existing rental units in the private sector throughout Oahu.
2. Documents and maintains the Housing Quality Standard (HQS) fail report and enforcement of the HQS.
3. Records the condition of the rental unit on the inspection form that is prescribed by the Department of Housing and Urban Development (HUD) and/or by the Hawaii Public Housing Authority (HPHA).
4. Judges the grading of a unit condition using general accepted principal and standards to ensure that the unit is safe, decent and sanitary.
5. Gathers housing rental information, analyzes and compiles data on rents throughout the community to determine whether rents currently being charged are reasonable for comparable units.
6. Maintains an updated listing of comparables by type, size, location, amenities, age, services, census tract, etc.
7. Determines documentation and certification for approval or disapproval.
8. Determines liabilities on vacant units that are damaged.
9. Performs a variety of clerical functions including typing, duplicating, filing, requisitioning office supplies, preparing/processing personnel forms and reports, answering phone calls and routing to appropriate parties.

Rent Subsidy Sections 1 And 2

1. Coordinates the implementation of rules and regulations to be in compliance with Federal and State rent subsidy program requirements.
2. Assesses the adequacy and effectiveness of assigned programs and revises them as needed in consort with the HPHA's plans.
3. Initiates policies and procedures on matters relating to applications for and occupancy of housing facilities and programs.
4. Monitors performance against established subsidy programs performance standards, criteria, goals, and guidelines to achieve optimal performance; provides assistance as needed to implement the program to the Section.
5. Facilitates investigations of and resolutions to complaints, problems and program inefficiencies for assigned program to the Section.
6. Provides listing and referral services to applicants seeking to rent homes to include those with special housing needs.
7. Interviews participants for re-determination of continued eligibility and to establish share or rent.
8. Develops counseling programs for residents on matters such as financial management and budgeting, basic housekeeping, communicating effectively and getting along with others, and other matters which may be considered desirable or necessary.
9. Maintains non housing programs and other supportive services for low and moderate-income families administered in the State by the public or private sector including those for individuals with special housing needs.
10. Provides information about available housing programs and provides applicants with referrals to appropriate agencies or programs for services based on individual needs and qualifications.
11. Prepares and executes contracts with owners, landlords, managing agents and program units; prepares applications to the U.S. Department of Housing and Urban Development (HUD) for program expansion as additional funding becomes available for rent subsidy programs.
12. Provides outreach to families and landlords to promote rent subsidy programs and to assist in locating units to rent; fosters and establishes working relationships with real estate management staff, the community and other agencies for the benefit of the rent subsidy programs.
13. Evaluates and approves claims by landlords against the HPHA's security deposit guarantee.
14. Identifies participants who may be in need of additional assistance and refers them to housing opportunity outreach counseling services.
15. Ensure that the HPHA meets the Section 8 Management Assessment Program standards (SEMAP).
16. Implements approved policies, procedures, rules and regulations relating to the rent subsidy programs. Recommends revisions to assists in developing the same.
17. Develops and implements unit budget; develops and prepares reports and maintains records and statistics on rent subsidy matters for Federal, State, and the HPHA's purpose.
18. Assists the Management Section in providing eligibility determination for continued occupancy.

Clerical Services Staff

Provides clerical support.

Hawaii Public Housing Authority
Prioritized List of Functions

Table 1

Priority	Description of Function	Activities	Prog ID(s)	Statutory Reference
1	Federal Low Income Public Housing Program	HPHA provides rental housing to approximately 5300 extremely low income families; rents tied to income, not to exceed thirty percent adjusted gross income. Under the public housing program, the HPHA is responsible for developing new public housing projects, determining eligibility requirements and rental rates, processing applications and maintaining the rental property at an acceptable standard. Subsidized by U.S. Dep't. of Housing & Urban Development (HUD).	HMS 220; HMS 229	U.S. Housing Act of 1937; Various Federal Statutes pertaining to HUD; HUD Federal Regulations; 356D-13 HRS
1	Section 8 Housing Choice Voucher Rent Subsidy Program	HPHA provides rental vouchers to approximately 2,100 very low income families, elderly and disabled, and homeless Veterans to assist in obtaining private market rentals. Beneficiary pays an amount not to exceed thirty percent adjusted gross income with the Housing Authority making housing assistance payments to landlords to bring closer to market rent.	HMS 222; HMS 229	U.S. Housing Act of 1937; Various Federal Statutes pertaining to HUD; HUD Federal Regulations; 356D-13 HRS
1	State Low Income Public Housing Program	HPHA provides rental housing to approximately 860 extremely low income families; rents tied to income, not to exceed thirty percent adjusted gross income. No General Fund operating subsidies are provided by the State.	HMS 220; HMS 229	§356D-44, HRS
1	State Rent Supplement Program	HPHA provides rental vouchers to approximately 380 very low income families to assist in obtaining private market rentals. Beneficiary pays an amount not to exceed thirty percent adjusted gross income with the Housing Authority making housing assistance payments to landlords to bring closer to market rent.	HMS 222; HMS 229	§356D-151, HRS

Hawaii Public Housing Authority
Agency-Wide Totals

Table 2

Fiscal Year 2016				
Act 119/15 Appropriation	Restriction	Emergency Appropriations	Total FY16	MOF
\$ 8,391,341.00	\$ (836,598.00)	\$ -	\$ 7,554,743.00	A
\$ 144,804,488.00	\$ -	\$ -	\$ 144,804,488.00	N
\$ 8,753,664.00	\$ -	\$ -	\$ 8,753,664.00	W
\$ 161,949,493.00	\$ (836,598.00)	\$ -	\$ 161,112,895.00	Total
Fiscal Year 2017				
Act 119/15 Appropriation	Reductions	Additions	Total FY17	MOF
\$ 5,400,069.00	\$ -	\$ 4,125,584.00	\$ 9,525,653.00	A
\$ 145,258,247.00	\$ (1,771,095.00)	\$ -	\$ 143,487,152.00	N
\$ 8,792,813.00	\$ -	\$ 4,548,636.00	\$ 13,341,449.00	W
\$ 159,451,129.00	\$ (1,771,095.00)	\$ 8,674,220.00	\$ 166,354,254.00	Total

Hawaii Public Housing Authority
Program ID Totals

Table 3

Prog ID	Program Title	MOF	As budgeted by Act 119/15 (FY16)			Governor's Submittal (FY17)			
			Pos (P)	Pos (T)	\$\$\$	Pos (P)	Pos (T)	\$\$\$	Percent Change of \$\$\$\$
HMS220	RENTAL HOUSING SERVICES	A	-	-	\$ 7,326,917	-	-	\$ 7,892,198	8%
HMS220	RENTAL HOUSING SERVICES	N	200.00	7.50	\$ 79,431,447	200.00	7.50	\$ 79,710,677	0%
HMS220	RENTAL HOUSING SERVICES	W	21.00	-	\$ 4,989,947	21.00	-	\$ 5,005,456	0%
HMS220	RENTAL HOUSING SERVICES	C	-	-	\$ 5,000,000	-	-	\$ 30,150,000	503%
HMS222	RENTAL ASSISTANCE SERVICES	A	1.25	-	\$ 1,064,424	23.25	7.00	\$ 2,193,455	106.1%
HMS222	RENTAL ASSISTANCE SERVICES	N	16.75	15.00	\$ 26,286,160	0.75	2.00	\$ 24,550,654	-6.6%
HMS229	HPHA ADMINISTRATION	N	76.00	41.00	\$ 39,086,881	76.00	41.00	\$ 39,225,821	0.4%
HMS229	HPHA ADMINISTRATION	W	22.00	20.00	\$ 3,763,717	86.00	20.00	\$ 8,335,993	121.5%

Hawaii Public Housing Authority
Budget Decisions

Table 4

Prog ID	Sub-Org	Description of Request	MOF	Initial Department Request FY17			Budget & Finance Recommendation FY17			Governor's Decision FY17		
				Pos (P)	Pos (T)	\$\$\$	Pos (P)	Pos (T)	\$\$\$	Pos (P)	Pos (T)	\$\$\$
HMS220		HPHA - Transfer-out 2.0 temp positions to HMS 222 and change MOF from "N" to "A" to leverage federal funds	N		(2.00)	\$ (138,551)						
HMS220		Add funds for State Family and State Elderly Housing facilities	A									\$ 3,000,000
HMS220		Lump Sum Public Housing Improvements, and Renovations, Statewide	C			\$ 153,000,000			\$ 25,000,000			\$ 25,000,000
HMS220		Expedite Repair of Vacant Units	C						\$ 6,000,000			\$ 6,000,000
HMS220		Convert Project Funded Positions to "A" funds	A						\$ 560,000			\$ 560,000
HMS220		Convert Project Funded Positions to "A" funds	C						\$ (850,000)			\$ (850,000)
HMS222		HPHA - add general funds and reduce federal funds to change MOF of 29 positions from 'N' to 'A.'	N	(16.00)	13.00	\$ (1,771,095)				(16.00)	(13.00)	\$ (1,771,095)
HMS222		HPHA - add general funds and reduce federal funds to change MOF of 29 positions from 'N' to 'A.'	A	22.00	7.00	\$ 1,125,584				22.00	7.00	\$ 1,125,584
HMS222		HPHA - Transfer-in 2.0 temp positions from HMS 220 and change MOF from "N" to "A" to leverage federal funds	A		2.00	\$ 94,800						
HMS222		HPHA - Add 3.0 pos and funds for State rent supplement program	A	3.00		\$ 68,022						
HMS229		HPHA - Add 3.0 pos and "A" funds to reflect UPW 3rd party contracts for landscaping and mechanical repair services	A	3.00		\$ 65,176						
HMS229		HPHA - Add 64.0 positions and "W" funds to "restore" the vacant positions "borrowed" to create the multiskilled worker program to expedite the renovation of HPHA housing units.	W	64.00		\$ 4,548,636				64.00	-	\$ 4,548,636
HMS229		HPHA - Add "A" funds for training expenses of multi skilled work force.	A			\$ 51,200						
HMS229		HPHA - Add 1.0 position and "W" funds for a Development Officer	W	1.00		\$ 112,763						
HMS229		HPHA - Convert 7.0 perm and 6.0 temp federal funded positions to 13.0 perm revolving funded positions	N	(7.00)	(6.00)	\$ (1,372,324)						
HMS229		HPHA - Convert 7.0 perm and 6.0 temp federal funded positions to 13.0 perm revolving funded positions	W	13.00		\$ 1,372,324						
HMS229		HPHA - Convert 5.0 temp "W" funded positions to 5.0 perm "W" funded positions in the Construction Management Branch	W	5.00	(5.00)	\$ -						

Hawaii Public Housing Authority
Proposed Budget Reductions

Table 5

Prog ID	Sub-Org	Description of Reduction	Impact of Reduction	MOF	FY17			FY16 Restriction (Y/N)
					Pos (P)	Pos (T)	\$\$\$	
		(None)						

Hawaii Public Housing Authority
Proposed Budget Additions

Table 6

Prog ID	Sub-Org	Addition Type	Prog ID Priority	Dept-Wide Priority	Description of Addition	Justification	MOF	FY17		
								Pos (P)	Pos (T)	\$\$\$
HMS220	RH			2	Add funds for State Family and State Elderly Housing facilities	The state family and elderly are running a deficit of approximately \$3 million per year. These funds will allow the agency to offset a portion of those losses. This in turn will provide the state facilities with the additional resources to upgrade appliances, hot water heaters, security systems and address physical deficits that are not capital in nature.	A	-	-	\$ 3,000,000
HMS220	RH			1	Lump Sum Public Housing Improvements, and Renovations, Statewide	Lump sum capital funds to address an unmet current need of approximately \$300 - 400 million in existing state and federal housing inventory; and total projected need of \$800 million	C	-	-	\$ 25,000,000
HMS220	RH			6	Expedite Repair of Vacant Units		C	-	-	\$ 6,000,000
HMS220	RH			4	Convert Project Funded Positions to "A" funds		A	-	-	\$ 560,000
HMS222	RA			5	HPHA - add general funds and reduce federal funds to convert MOF of 29 positions from 'N' to 'A' and convert 6.00 temporary positions to permanent.	The conversion of the funds and positions from federal to state will allow the HPHA to leverage additional federal funds, this in turn will allow for a greater number of housing Choice Vouchers to be issued	A	22.00	7.00	\$ 1,125,584
HMS229	HA			3	HPHA - Add 64.0 positions and "W" funds to "restore" the vacant positions "borrowed" to create the multiskilled worker program to expedite the renovation of HPHA housing units.		W	64.00	-	\$ 4,548,636

Hawaii Public Housing Authority
FY16 Restrictions

Table 7

<u>Prog ID</u>	<u>Sub-Org</u>	<u>MOF</u>	<u>Budgeted by Dept</u>	<u>Restriction</u>	<u>Difference Between Budgeted & Restricted</u>	<u>Percent Difference</u>	<u>Impact</u>
HMS220	RH	A	7,326,917	(730,156)	6,596,761	90.03%	9.97% of budgeted security expenses will be deferred
HMS222	RA	A	1,064,424	(106,442)	957,982	90.00%	Number of State Rent Supplement Vouchers will be reduced by 10%

Hawaii Public Housing Authority
 Emergency Appropriation Requests

Table 8

<u>Prog ID</u>	<u>Description of Request</u>	<u>Explanation of Request</u>	<u>MOF</u>	<u>Pos (P)</u>	<u>Pos (T)</u>	<u>\$\$\$</u>
	(None)					

Hawaii Public Housing Authority
Expenditures Exceeding Appropriation Ceilings in FY15 and FY16

Table 9

<u>Prog ID</u>	<u>MOF</u>	<u>Date</u>	<u>Appropriation</u>	<u>Amount Exceeding Appropriation</u>	<u>Percent Exceeded</u>	<u>Reason for Exceeding Ceiling</u>	<u>Legal Authority</u>	<u>Recurring (Y/N)</u>	<u>GF Impact (Y/N)</u>
				(None)					

Hawaii Public Housing Authority
 Intradepartmental Transfers in FY15 and FY16

Table 10

<u>Actual or Anticipated Date of Transfer</u>	<u>MOF</u>	<u>Pos (P)</u>	<u>Pos (T)</u>	<u>\$\$\$</u>	<u>From Prog ID</u>	<u>Percent of Program ID Appropriation Transferred From</u>	<u>To Prog ID</u>	<u>Percent of Receiving Program ID Appropriation</u>	<u>Reason for Transfer</u>	<u>Recurring (Y/N)</u>
(None)										

Hawaii Public Housing Authority
Active Federal Awards as of December 1, 2015

Table 11

<u>State Expending Agency</u>	<u>Program ID</u>	<u>Award Number</u>	<u>CFDA Number</u>	<u>Award Description</u>	<u>Awarding Federal Agency</u>	<u>Award Amount</u>	<u>Award Amount Allocated to the Pgm ID in Column B</u>	<u>State Appropriation Symbol</u>	<u>State Fund Match (If Any)</u>	<u>Contact Name</u>	<u>Contact Phone</u>	<u>Contact Email</u>
DHS	HMS220	HI001-00003016D, HI001-00003116D, HI001-00003216D, HI001-00003316D, HI001-00003416D, HI001-00003516D, HI001-00003716D, HI001-00003816D, HI001-00003916D, HI001-00004016D, HI001-00004316D, HI001-00004416D, HI001-00004516D, HI001-00004616D, HI001-00004916D, HI001-00005016D, HI001-00005216D	14.850	Public Indian Housing (Public Housing - Operating Fund)	HUD	\$25,499,514	\$25,499,924	S-16-220-K	-	Mark Buflo	832-3886	mark.buflo@hawaii.gov
DHS	HMS220	HI800	14.195	Section 8 Project Based Contract Administration	HUD	\$28,944,875	\$28,944,875	S-16-220-K	-	Mark Buflo	832-3886	mark.buflo@hawaii.gov
DHS	HMS222	HI901	14.871	Section 8 - Housing Choice Voucher Program	HUD	\$27,373,205	\$27,373,205	S-16-219-K	-	Mark Buflo	832-3886	mark.buflo@hawaii.gov
DHS	HMS229	HI08P00150115	14.246	Public Housing Capital Grant	HUD	\$9,036,788	\$9,036,788	S-16-218-K	-	Mark Buflo	832-3886	mark.buflo@hawaii.gov

COLUMN	DATA ELEMENT	DEFINITION
A	State Expending Agency	State entity authorized to expend the funds as authorized by the appropriation or as delegated by the Governor. Select from drop-down menu. See legend below.
B	Program I.D.	The unique identifier for the specific program responsible for carrying out the program consisting of the abbreviation for the State entity followed by the organization number for the program. Format: XXX###
C	Award Number	The identifying number assigned by the awarding Federal Agency, such as the federal grant number, federal contract number or the federal loan number that appears in the federal award
D	CFDA No.	The number associated with the published description of Federal assistance program in the Catalog of Federal Domestic Assistance. Only applies to grants and loans. A list of CFDA codes can be searched at: https://www.cfda.gov/index?s=program&tab=list&mode=list Format: ##.###.
E	Award Description	Award title and description with purpose of funding action.
F	Awarding Federal Agency	Name of the federal agency that awarded and administers the award on behalf of the funding agency. Select from drow-down menu. See agency list below.
G	Award Amount	For Grants: The total amount of the award. For Loans: The total amount of the loan obligated by the Federal Agency; the face value of the loan. For Contracts: The total amount obligated by the Federal Agency.
H	Award Amount Allocated to the Program ID in Column B	Enter the portion of the total award amount allocated to this Program ID. For example, if a federal award in the amount of \$500 is allocated to only AGR100, the "Award Amount" and the "Award Amount Allocated to the Pgm ID in Column B" would both be \$500. However, if the \$500 will be allocated to AGR100, AGR200 and AGR300, in the amounts of \$100, \$250 and \$150, respectively, the "Award Amount" would be the \$500 for all three program IDs but the "Award Amount Allocated to the Pgm ID in Column B" would be \$100 for AGR100, \$250 for AGR200 and \$150 for AGR300.
I	State Appropriation Symbol	The account number established in FAMIS. The appropriation account is a combination of 4 fields: Fund Type, Fiscal Year, Appropriation Account Number, and Dept. Code. If an award has appropriation symbols for multiple fiscal years, enter the symbol for the first fiscal year. Format: X-YY-###-X
J	State Fund Match (If Any)	The amount of state funds necessary to match the award.
K	Contact Name	Name of the individual at the program level responsible for performance of the award.
L	Contact Phone No.	Phone no. of the individual at the program level responsible for performance of the award.
M	Contact Email	Email of the individual at the program level responsible for performance of the award.
	LEGEND:	
	State Expending Agency	
A (AGR)	Department of Agriculture	
B (BED)	Department of Business, Economic Dev & Tourism	
C (LNR)	Department of Land and Natural Resources	
D (TRN)	Department of Transportation	
E (EDN)	Department of Education	
F (UOH)	University of Hawaii	
G (DEF)	Department of Defense	
H (HTH)	Department of Health	
I (HHL)	Department of Hawaiian Home Lands	
J (JUD)	Judiciary	
K (HMS)	Department of Human Services	
L (LBR)	Department of Labor and Industrial Relations	
M (AGS)	Department of Accounting and General Services	
N (ATG)	Department of Attorney General	
O (BUF)	Department of Budget and Finance	
P (HRD)	Department of Human Resources Development	
Q (GOV)	Office of the Governor	
R (CCA)	Department of Commerce and Consumer Affairs	
S (LTG)	Office of the Lieutenant Governor	
T (TAX)	Department of Taxation	
V1 (PSD)	Department of Public Safety	
Z1 (OHA)	Office of Hawaiian Affairs	

Federal Agency	
Dept. of Agriculture	
Dept. of Commerce	
Dept. of Defense	
Dept. of Education	
Dept. of Energy	
Dept. of Health and Human Services	
Dept. of Homeland Security	
Dept. of Housing and Urban Development	
Dept. of Justice	
Dept. of Labor	
Dept. of State	
Dept. of the Interior	
Dept. of the Treasury	
Dept. of Transportation	
Dept. of Veterans Affairs	
Corporation for National & Community Svc	
Environmental Protection Agency	
General Services Administration	
NASA	
National Science Foundation	
Nuclear Regulatory Commission	
Office of Personnel Management	
Small Business Administration	
Social Security Administration	
U.S. Agency for International Development	

Hawaii Public Housing Authority
Non-General Funds

Table 12

<u>Name of Fund</u>	<u>Purpose</u>	<u>Statutory Reference</u>	<u>MOF</u>	<u>Beginning FY16 Unencumbered Cash Balance</u>	<u>Estimated FY16 Revenues</u>	<u>Estimated FY16 Expenditures and Encumbrances</u>	<u>Estimated FY16 Net Transfers</u>	<u>Estimated FY16 Ending Unencumbered Cash Balance</u>	<u>Balance in Excess of Program Needs</u>
HPHA ADMINISTRATION	Disburse payments or reimburse expenses for Private Housing Development and Ownership program.	356D-13	W	\$ -	\$ -	\$ -	\$ -	\$ -	\$ -
HOUSING REVOLVING FUND	Funds are expended for management, operation and maintenance of State Low Income Housing Projects	356D-45	W	\$ 710,995	\$ 2,075,530	\$ 2,342,782	\$ 1,500,000	\$ 1,943,742	\$ 1,943,742
RENTAL HSG AUGMENTATION/ASSIST REVOLVING	Funds are expended to pay dual funding (Federal and State Funds) also known as shared costs.	356D-45	W	\$ 4,412,003	\$ 21,989,946	\$ 26,866,050	\$ -	\$ (464,102)	\$ (464,102)
HPHA - VEHICLE RENTAL	Funds are expended to purchase or repair vehicles of HPHA's administrative and area offices.	SCOMM HRS	W	\$ 286,239	\$ 923	\$ 762	\$ -	\$ 286,400	\$ 286,400
HPHA - EQUIPMENTAL RENTAL	Funds are expended to purchase or repair equipment of HPHA's administrative and area offices.	SCOMM HRS	W	\$ 517,017	\$ 2,111	\$ 790	\$ -	\$ 518,338	\$ 518,338
HOUSING FOR ELDERS REVOLVING FUND	Pay expenses related to the management, operation and maintenance of the housing for elderly program.	A 67/SL 90	W	\$ 1,476,723	\$ 1,608,076	\$ 2,824,435	\$ 1,500,000	\$ 1,760,364	\$ 1,760,364

Hawaii Public Housing Authority
Vacancy Report as of November 30, 2015

Table 13

Org Description	Prog ID	Sub-Org	Date of Vacancy	Expected Fill Date	Position Number	Position Title	Exem pt (Y/N)	SR Level	BU Code	Perm Temp (P/T)	FTE	MOF	Budgeted Amount	Actual Salary Last Paid	Annualized Actual Salary Last Paid	Annualized Actual Salary Last Paid	Authority to Hire (Y/N)	Occupied by 89 Day Hire (Y/N)	# of 89 Hire Appts	Describe if Filled by other Means	Priority # to Retain
HMS/Hi PubHsAu/CntrlMncSvcsSec	220	RH	7/8/2014	03/31/16	120622	ELECTRICIAN I	N	BC10	01	P	1	N	\$ 44,544	\$ 4,560	\$ 54,720	\$ 54,720	Y	N			1
HMS/Hi PubHsAu/CntrlMncSvcsSec	220	RH	7/1/2012	03/31/16	120626	ELECTRICIAN I	N	BC10	01	P	1	N	\$ 44,544	\$ -	\$ -	\$ -	Y	N			1
HMS/Hi PubHsAu/Mgmt Ut 1	220	RH	5/29/2015	03/31/16	4940	HOUSING BUILDING MTNCE WKR II	N	WS09	01	P	1	N	\$ 50,160	\$ 4,264	\$ 51,168	\$ 51,168	Y	N			1
HMS/Hi PubHsAu/Mgmt Ut 1	220	RH	8/6/2012	03/31/16	6171	ACCOUNT CLERK II	N	SR08	03	P	1	N	\$ 24,384	\$ 2,139	\$ 25,668	\$ 25,668	Y	N			1
HMS/Hi PubHsAu/Mgmt Ut 1	220	RH	7/16/2013	03/31/16	6563	BUILDING MAINTENANCE HELPER	N	BC05	01	P	1	N	\$ 40,815	\$ 3,080	\$ 36,960	\$ 36,960	Y	N			1
HMS/Hi PubHsAu/Mgmt Ut 1	220	RH	12/31/2014	03/31/16	7589	BUILDING MAINTENANCE WORKER I	N	BC09	01	P	1	N	\$ 49,182	\$ 3,939	\$ 47,268	\$ 47,268	Y	N			1
HMS/Hi PubHsAu/Mgmt Ut 1	220	RH	12/31/2014	03/31/16	8841	TRUCK DRIVER	N	BC06	01	P	1	N	\$ 42,438	\$ 3,399	\$ 40,788	\$ 40,788	Y	N			1
HMS/Hi PubHsAu/Mgmt Ut 1	220	RH	2/1/2015	03/31/16	41067	PAINTER I	N	BC09	01	P	1	N	\$ 49,182	\$ 3,939	\$ 47,268	\$ 47,268	Y	N			1
HMS/Hi PubHsAu/Mgmt Ut 2	220	RH	7/9/2013	03/31/16	5859	GENERAL LABORER I	N	BC02	01	P	1	N	\$ 36,687	\$ 2,769	\$ 33,228	\$ 33,228	Y	N			1
HMS/Hi PubHsAu/Mgmt Ut 2	220	RH	7/1/2015	03/31/16	6642	HOUSING WELDER I	Y	BC10	01	P	1	N	\$ 49,068	\$ 4,171	\$ 50,052	\$ 50,052	Y	N			1
HMS/Hi PubHsAu/Mgmt Ut 2	220	RH	42314	03/31/16	8048	CARPENTER I	N	BC09	01	P	1	N	\$ 49,182	\$ 4,098	\$ 49,176	\$ 49,176	Y	N			1
HMS/Hi PubHsAu/Mgmt Ut 2	220	RH	41365	03/31/16	9611	HOUSING BUILDING MTNCE WKR I	N	BC09	01	P	1	N	\$ 44,544	\$ 3,712	\$ 44,544	\$ 44,544	Y	N			1
HMS/Hi PubHsAu/Mgmt Ut 2	220	RH	41297	03/31/16	9729	GENERAL LABORER II	N	BC03	01	P	1	N	\$ 34,174	\$ 2,847	\$ 34,164	\$ 34,164	Y	N			1
HMS/Hi PubHsAu/Mgmt Ut 2	220	RH	5/18/2015	03/31/16	10372	PUBLIC HOUSING SUPERVISOR V	N	SR24	23	P	1	W	\$ 71,418	\$ 5,849	\$ 70,188	\$ 70,188	Y	N			1
HMS/Hi PubHsAu/Mgmt Ut 2	220	RH	11/5/2015	03/31/16	10909	PAINTER I	N	BC09	01	P	1	N	\$ 49,182	\$ 4,098	\$ 49,176	\$ 49,176	Y	N			1
HMS/Hi PubHsAu/Mgmt Ut 2	220	RH	5/1/2014	03/31/16	10933	BUILDING MAINTENANCE WORKER I	N	BC09	01	P	1	N	\$ 49,182	\$ 3,862	\$ 46,344	\$ 46,344	Y	N			1
HMS/Hi PubHsAu/Mgmt Ut 2	220	RH	12/31/2013	03/31/16	11626	BUILDING MAINTENANCE WORKER II	N	WS09	01	P	1	N	\$ 52,194	\$ 4,018	\$ 48,216	\$ 48,216	Y	N			1
HMS/Hi PubHsAu/Mgmt Ut 2	220	RH	10/3/2014	03/31/16	15485	GENERAL LABORER I	N	BC02	01	P	1	N	\$ 36,687	\$ 2,880	\$ 34,560	\$ 34,560	Y	N			1
HMS/Hi PubHsAu/Mgmt Ut 2	220	RH	11/1/2013	03/31/16	21546	PUBLIC HOUSING SUPERVISOR IV	N	SR22	23	P	1	W	\$ 50,172	\$ 4,109	\$ 49,308	\$ 49,308	Y	Y	1		1
HMS/Hi PubHsAu/Mgmt Ut 3	220	RH	7/1/2015	03/31/16	5035	PUBLIC HOUSING SUPERVISOR IV	N	SR22	13	P	1	N	\$ 58,728	\$ 4,810	\$ 57,720	\$ 57,720	Y	N			1
HMS/Hi PubHsAu/Mgmt Ut 3	220	RH	8/1/2015	03/31/16	6134	BUILDING MAINTENANCE WORKER I	N	BC09	01	P	1	N	\$ 49,182	\$ 4,018	\$ 48,216	\$ 48,216	Y	N			1
HMS/Hi PubHsAu/Mgmt Ut 3	220	RH	7/27/2015	03/31/16	6286	PUBLIC HOUSING SPECIALIST II	N	SR18	13	P	1	N	\$ 41,256	\$ 3,514	\$ 42,168	\$ 42,168	Y	N			1
HMS/Hi PubHsAu/Mgmt Ut 3	220	RH	1/16/2014	03/31/16	6304	ACCOUNT CLERK II	N	SR08	03	P	1	N	\$ 27,768	\$ 2,225	\$ 26,700	\$ 26,700	Y	N			1
HMS/Hi PubHsAu/Mgmt Ut 3	220	RH	7/1/2015	03/31/16	6727	HOUSING BUILDING MTNCE WKR I	N	BC09	01	P	1	N	\$ 47,268	\$ 4,018	\$ 48,216	\$ 48,216	Y	N			1
HMS/Hi PubHsAu/Mgmt Ut 3	220	RH	6/28/2014	03/31/16	6786	BUILDING MAINTENANCE WORKER I	N	BC09	01	P	1	N	\$ 49,182	\$ 3,862	\$ 46,344	\$ 46,344	Y	N			1
HMS/Hi PubHsAu/Mgmt Ut 3	220	RH	8/1/2014	03/31/16	8047	CARPENTER I	N	BC09	01	P	1	N	\$ 49,182	\$ 3,786	\$ 45,432	\$ 45,432	Y	N			1
HMS/Hi PubHsAu/Mgmt Ut 3	220	RH	11/3/2015	03/31/16	8758	GENERAL LABORER I	N	BC02	01	P	1	N	\$ 36,687	\$ 3,057	\$ 36,684	\$ 36,684	Y	N			1
HMS/Hi PubHsAu/Mgmt Ut 3	220	RH	4/26/2014	03/31/16	8834	HOUSING BUILDING MTNCE WKR I	Y	BC09	01	P	1	N	\$ 47,388	\$ 3,862	\$ 46,344	\$ 46,344	Y	N			1
HMS/Hi PubHsAu/Mgmt Ut 3	220	RH	11/13/2014	03/31/16	8843	HOUSING BUILDING MTNCE WKR I	N	BC09	01	P	1	N	\$ 47,388	\$ 3,862	\$ 46,344	\$ 46,344	Y	N			1
HMS/Hi PubHsAu/Mgmt Ut 3	220	RH	4/25/2015	03/31/16	8844	BUILDING MAINTENANCE HELPER	N	BC05	01	P	1	N	\$ 40,815	\$ 3,334	\$ 40,008	\$ 40,008	Y	N			1
HMS/Hi PubHsAu/Mgmt Ut 3	220	RH	7/1/2015	03/31/16	8851	HOUSING BUILDING MTNCE WKR I	N	BC09	01	P	1	N	\$ 47,268	\$ 4,018	\$ 48,216	\$ 48,216	Y	N			1
HMS/Hi PubHsAu/Mgmt Ut 3	220	RH	12/1/2014	03/31/16	9619	SECRETARY I	N	SR12	03	P	1	N	\$ 42,684	\$ 3,557	\$ 42,684	\$ 42,684	Y	N			1
HMS/Hi PubHsAu/Mgmt Ut 3	220	RH	8/21/2015	03/31/16	9662	HOUSING BUILDING MTNCE HLPR	N	BC05	01	P	1	N	\$ 39,228	\$ 3,334	\$ 40,008	\$ 40,008	Y	N			1
HMS/Hi PubHsAu/Mgmt Ut 3	220	RH	7/1/2015	03/31/16	23120	HOUSING GENERAL LABORER I	N	BC02	01	P	1	N	\$ 33,228	\$ 2,938	\$ 35,256	\$ 35,256	Y	N			1
HMS/Hi PubHsAu/Mgmt Ut 3	220	RH	1/18/2011	03/31/16	46195	SOCIAL SERVICE ASSISTANT IV	N	SR11	03	P	1	N	\$ 27,396	\$ 3,420	\$ 41,040	\$ 41,040	Y	N			1
HMS/Hi PubHsAu/Mgmt Ut 4	220	RH	5/1/2015	03/31/16	5475	PUBLIC HOUSING SPECIALIST I	N	SR16	13	P	1	N	\$ 38,118	\$ 3,122	\$ 37,464	\$ 37,464	Y	N			1
HMS/Hi PubHsAu/Mgmt Ut 4	220	RH	4/6/2012	03/31/16	6565	GENERAL LABORER I	N	BC02	01	P	1	N	\$ 33,228	\$ 2,769	\$ 33,228	\$ 33,228	Y	N			1
HMS/Hi PubHsAu/Mgmt Ut 4	220	RH	4/7/2014	03/31/16	6693	PUBLIC HOUSING SUPERVISOR IV	N	SR22	13	P	1	N	\$ 54,300	\$ 4,447	\$ 53,364	\$ 53,364	Y	N	2		1
HMS/Hi PubHsAu/Mgmt Ut 4	220	RH	4/24/2014	03/31/16	6792	HOUSING BUILDING MTNCE HLPR	Y	BC05	01	P	1	N	\$ 38,460	\$ 3,205	\$ 38,460	\$ 38,460	Y	N			1
HMS/Hi PubHsAu/Mgmt Ut 4	220	RH	7/1/2015	03/31/16	8919	HOUSING GENERAL LABORER I	N	BC02	01	P	1	N	\$ 36,048	\$ 2,997	\$ 35,964	\$ 35,964	Y	N			1
HMS/Hi PubHsAu/Mgmt Ut 4	220	RH	11/19/2014	03/31/16	39983	GENERAL LABORER I	N	BC02	01	P	1	N	\$ 36,687	\$ 2,938	\$ 35,256	\$ 35,256	Y	N			1
HMS/Hi PubHsAu/Mgmt Ut 4	220	RH	12/31/2014	03/31/16	41065	CARPENTER I	N	BC09	01	P	1	N	\$ 49,182	\$ 3,939	\$ 47,268	\$ 47,268	Y	N			1
HMS/Hi PubHsAu/Mgmt Ut 4	220	RH	10/25/2014	03/31/16	44184	OFFICE ASSISTANT III	N	SR08	03	P	1	N	\$ 26,700	\$ 2,225	\$ 26,700	\$ 26,700	Y	N			1
HMS/Hi PubHsAu/Mgmt Ut 5	220	RH	9/1/2012	03/31/16	3490	BUILDING MAINTENANCE WORKER I	Y	BC09	01	P	1	N	\$ 44,544	\$ 3,712	\$ 44,544	\$ 44,544	Y	N			1
HMS/Hi PubHsAu/Mgmt Ut 5	220	RH	7/1/2015	03/31/16	5640	HOUSING BUILDING MTNCE WKR I	N	BC09	01	P	1	N	\$ 47,268	\$ 4,018	\$ 48,216	\$ 48,216	Y	N			1
HMS/Hi PubHsAu/Mgmt Ut 5	220	RH	6/4/2014	03/31/16	5853	PUBLIC HOUSING SUPERVISOR V	N	SR24	23	P	1	N	\$ 74,310	\$ 6,086	\$ 73,032	\$ 73,032	Y	N			1
HMS/Hi PubHsAu/Mgmt Ut 5	220	RH	7/1/2015	03/31/16	10907	HOUSING PAINTER I	N	BC09	01	P	1	N	\$ 47,268	\$ 4,018	\$ 48,216	\$ 48,216	Y	N			1
HMS/Hi PubHsAu/Mgmt Ut 5	220	RH	7/6/2015	03/31/16	41073	SOCIAL SERVICE ASSISTANT IV	N	SR11	03	P	1	N	\$ 27,396	\$ 3,849	\$ 46,188	\$ 46,188	Y	N			1
HMS/Hi PubHsAu/Mgmt Ut 5	220	RH	11/25/2015	03/31/16	41483	CARPENTER I	N	BC09	01	P	1	N	\$ 49,182	\$ 4,098	\$ 49,176	\$ 49,176	Y	N			1
HMS/Hi PubHsAu/Mgmt Ut 5	220	RH	3/6/2012	03/31/16	41539	SOCIAL SERVICE ASSISTANT IV	N	SR11	03	P	1	N	\$ 36,072	\$ 3,164	\$ 37,968	\$ 37,968	Y	N			1
HMS/Hi PubHsAu/Mgmt Ut 7	220	RH	7/1/2015	03/31/16	8720	PUBLIC HOUSING SUPERVISOR IV	N	SR22	23	P	1	N	\$ 54,300	\$ 4,624	\$ 55,488	\$ 55,488	Y	N			1
HMS/Hi PubHsAu/Mgmt Ut 7	220	RH	2/9/2015	03/31/16	22432	BUILDING MAINTENANCE HELPER	N	BC05	01	P	1	N	\$ 40,815	\$ 3,205	\$ 38,460	\$ 38,460	Y	N			1
HMS/Hi PubHsAu/Mgmt Ut 7	220	RH	3/6/2014	03/31/16	121153	ELECTRICIAN	N	BC10	01	P	1	N	\$ 49,320	\$ -	\$ -	\$ -	Y	N			1
HMS/Hi PubHsAu/Mgmt Ut 8	220	RH	7/1/2015	03/31/16	14976	HOUSING BUILDING MTNCE WKR II	N	WS09	01	P	1	N	\$ 50,160	\$ 4,264	\$ 51,168	\$ 51,168	Y	N			1
HMS/Hi PubHsAu/Mgmt Ut 8	220	RH	6/6/2015	03/31/16	41349	PUBLIC HOUSING SUPERVISOR III	N	SR22	13	P	1	N	\$ 43,296	\$ 3,950	\$ 47,400	\$ 47,400	Y	N			1
HMS/Hi PubHsAu/Mgmt Ut 8	220	RH	3/6/2014	03/31/16	121151	ELECTRICIAN	N	BC10	01	P	1	N	\$ 49,320	\$ -	\$ -	\$ -	Y	N			2
HMS/Hi PubHsAu/Mgmt Ut 9	220	RH	12/23/2010	03/31/16	6731	HOUSING PLUMBER I	N	BC10	01	P	1	N	\$ 44,544	\$ 3,712	\$ 44,544	\$ 44,544	Y	N			2
HMS/Hi PubHsAu/Mgmt Ut 9	220	RH	7/1/2015	03/31/16	17665	PUBLIC HOUSING SUPERVISOR V	N	SR24	23	P	1	N	\$ 61,062	\$ 5,202	\$ 62,424	\$ 62,424	Y	N			1
HMS/Hi PubHsAu/Mgmt Ut 9	220	RH	6/3/2015	03/31/16	42918	GENERAL LABORER I	N	BC02	01	P	1	W	\$ 36,687	\$ 2,997	\$ 35,964	\$ 35,964	Y	N			1

Hawaii Public Housing Authority
 Vacancy Report as of November 30, 2015

Table 13

Org Description	Prog ID	Sub-Org	Date of Vacancy	Expected Fill Date	Position Number	Position Title	Exem pt (Y/N)	SR Level	BU Code	Perm Temp (P/T)	FTE	MOF	Budgeted Amount	Actual Salary Last Paid	Annualized Actual Salary Last Paid	Annualized Actual Salary Last Paid	Authority to Hire (Y/N)	Occupied by 89 Day Hire (Y/N)	# of 89 Appts Hire	Describe if Filled by other Means	Priority # to Retain
HMS/Hi PubHsAu/RentSubsidySec2	220	RH	7/17/2013	03/31/16	8849	PUBLIC HOUSING SUPERVISOR IV	N	SR22	23	P	1	N	\$ 54,300	\$ 4,447	\$ 53,364	\$ 53,364	Y	N			1
#N/A	220	RH		03/31/16	93701K	PUBLIC HOUSING SUPERVISOR V	0	0	P	1	N	N	\$ 76,968	\$ -	\$ -	\$ -	0	0			1
#N/A	220	RH		03/31/16	93702K	PUBLIC HOUSING SUPERVISOR V	0	0	P	1	N	N	\$ 76,968	\$ -	\$ -	\$ -	0	0			1
#N/A	220	RH		03/31/16	93703K	PUBLIC HOUSING SUPERVISOR V	0	0	P	1	N	N	\$ 76,968	\$ -	\$ -	\$ -	0	0			1
#N/A	220	RH		03/31/16	93704K	PUBLIC HOUSING SUPERVISOR V	0	0	P	1	N	N	\$ 76,968	\$ -	\$ -	\$ -	0	0			1
#N/A	220	RH		03/31/16	93705K	PUBLIC HOUSING SPECIALIST I	0	0	P	1	N	N	\$ 36,024	\$ -	\$ -	\$ -	0	0			1
#N/A	220	RH		03/31/16	93706K	PUBLIC HOUSING SPECIALIST I	0	0	P	1	N	N	\$ 36,024	\$ -	\$ -	\$ -	0	0			1
#N/A	220	RH		03/31/16	93707K	PUBLIC HOUSING SPECIALIST I	0	0	P	1	N	N	\$ 36,024	\$ -	\$ -	\$ -	0	0			1
#N/A	220	RH		03/31/16	93708K	PUBLIC HOUSING SPECIALIST I	0	0	P	1	N	N	\$ 36,024	\$ -	\$ -	\$ -	0	0			1
#N/A	220	RH		03/31/16	94754K	CARPENTER	0	0	P	1	N	N	\$ 45,012	\$ -	\$ -	\$ -	0	0			1
#N/A	220	RH		03/31/16	94756K	BUILDING MAINT WORKER II	0	0	P	1	N	N	\$ 47,268	\$ -	\$ -	\$ -	0	0			1
#N/A	220	RH		03/31/16	94757K	BUILDING MAINT HELPER	0	0	P	1	N	N	\$ 36,960	\$ -	\$ -	\$ -	0	0			1
#N/A	220	RH		03/31/16	94758K	SECRETARY I	0	0	P	1	N	N	\$ 30,036	\$ -	\$ -	\$ -	0	0			1
#N/A	220	RH		03/31/16	94759K	ACCOUNT CLERK II	0	0	P	1	N	N	\$ 24,668	\$ -	\$ -	\$ -	0	0			1
#N/A	220	RH		03/31/16	94760K	ACCOUNT CLERK II	0	0	P	1	N	N	\$ 24,668	\$ -	\$ -	\$ -	0	0			1
#N/A	220	RH		03/31/16	94761K	FAMILY SELF-SUFFICIENCY COORD	0	0	T	1	N	N	\$ 45,576	\$ -	\$ -	\$ -	0	0			1
#N/A	220	RH		03/31/16	94762K	FAMILY SELF-SUFFICIENCY COORD	0	0	T	1	N	N	\$ 45,576	\$ -	\$ -	\$ -	0	0			2
#N/A	220	RH		03/31/16	94765K	PROGRAM SPECIALIST	0	0	T	1	N	N	\$ 45,576	\$ -	\$ -	\$ -	0	0			1
#N/A	220	RH		03/31/16	94766K	PROGRAM SPECIALIST	0	0	T	1	N	N	\$ 45,576	\$ -	\$ -	\$ -	0	0			2
#N/A	220	RH		03/31/16	94767K	PROGRAM SPECIALIST	0	0	T	0.5	N	N	\$ 22,788	\$ -	\$ -	\$ -	0	0			1
#N/A	220	RH		03/31/16	95751K	PUBLIC HOUSING SPECIALIST II	0	0	P	1	W	N	\$ 38,988	\$ -	\$ -	\$ -	0	0			2
#N/A	220	RH		03/31/16	95752K	PUBLIC HOUSING SPECIALIST II	0	0	P	1	W	N	\$ 38,988	\$ -	\$ -	\$ -	0	0			2
#N/A	220	RH		03/31/16	95753K	PUBLIC HOUSING SPECIALIST	0	0	P	1	W	N	\$ 38,988	\$ -	\$ -	\$ -	0	0			2
#N/A	220	RH		03/31/16	95754K	PUBLIC HOUSING SPECIALIST II	0	0	P	1	W	N	\$ 38,988	\$ -	\$ -	\$ -	0	0			2
#N/A	220	RH		03/31/16	95755K	PUBLIC HOUSING SPECIALIST II	0	0	P	1	W	N	\$ 38,988	\$ -	\$ -	\$ -	0	0			2
#N/A	220	RH		03/31/16	95756K	PUBLIC HOUSING SPECIALIST II	0	0	P	1	W	N	\$ 38,988	\$ -	\$ -	\$ -	0	0			2
#N/A	220	RH		03/31/16	95757K	PUBLIC HOUSING SPECIALIST II	0	0	P	1	W	N	\$ 38,988	\$ -	\$ -	\$ -	0	0			2
#N/A	220	RH		03/31/16	95758K	PUBLIC HOUSING SPECIALIST II	0	0	P	1	W	N	\$ 38,988	\$ -	\$ -	\$ -	0	0			2
HMS/Hi PubHsAu/Inspection Sec	222	RA	6/17/2013	03/31/16	27584	OFFICE ASSISTANT III	N	SR08	03	P	1	N	\$ 32,064	\$ 2,813	\$ 33,756	\$ 33,756	Y	N			1
HMS/Hi PubHsAu/Inspection Sec	222	RA	6/5/2010	03/31/16	100895	RESEARCH & COUNSELING ASST	Y	SRNA	13	T	1	N	\$ 45,576	\$ 5,002	\$ 60,024	\$ 60,024	Y	N			1
HMS/Hi PubHsAu/Inspection Sec	222	RA	7/1/2015	03/31/16	119190	HOUSING QUAL STDS INSP I	N	SR13	03	T	1	N	\$ 32,064	\$ 3,422	\$ 41,064	\$ 41,064	Y	N			1
HMS/Hi PubHsAu/Inspection Sec	222	RA	6/16/2015	03/31/16	119192	HOUSING QUAL STDS INSP I	N	SR15	03	T	1	N	\$ 33,720	\$ 3,039	\$ 36,468	\$ 36,468	Y	N			1
HMS/Hi PubHsAu/Inspection Sec	222	RA	7/9/2013	03/31/16	119198	HOUSING QUAL STDS INSP II	N	SR15	03	T	1	N	\$ 51,924	\$ 4,161	\$ 49,932	\$ 49,932	Y	N			1
HMS/Hi PubHsAu/Inspection Sec	222	RA	1/4/2012	03/31/16	119199	HOUSING QUAL STDS INSPECTOR I	N	SR13	03	T	1	N	\$ 37,512	\$ 3,290	\$ 39,480	\$ 39,480	Y	Y	3		1
HMS/Hi PubHsAu/Mgmt Ut 7	222	RA	11/3/2008	03/31/16	28995	PUBLIC HOUSING SPECIALIST I	N	SR16	13	T	1	N	\$ 32,928	\$ 3,002	\$ 36,024	\$ 36,024	Y	N			1
HMS/Hi PubHsAu/RentSubsidySec1	222	RA	5/1/2013	03/31/16	2803	PUBLIC HOUSING SUPERVISOR IV	N	SR22	23	P	0.25	A	\$ 15,420	\$ 5,410	\$ 64,920	\$ 16,230	Y	N			1
HMS/Hi PubHsAu/RentSubsidySec1	222	RA	5/1/2013	03/31/16	2803	PUBLIC HOUSING SUPERVISOR IV	N	SR22	23	P	0.75	N	\$ 46,260	\$ 5,410	\$ 64,920	\$ 48,690	Y	N			1
HMS/Hi PubHsAu/RentSubsidySec1	222	RA	11/3/2015	03/31/16	23029	PUBLIC HOUSING SPECIALIST II	N	SR16	13	P	1	N	\$ 37,044	\$ 3,122	\$ 37,464	\$ 37,464	Y	N			1
HMS/Hi PubHsAu/RentSubsidySec1	222	RA	11/28/2012	03/31/16	42526	PUBLIC HOUSING SPECIALIST I	N	SR16	13	T	1	N	\$ 37,044	\$ 3,002	\$ 36,024	\$ 36,024	Y	N			1
HMS/Hi PubHsAu/RentSubsidySec2	222	RA	7/1/2015	03/31/16	35416	PUBLIC HOUSING SPECIALIST II	N	SR16	13	T	1	N	\$ 44,580	\$ 3,798	\$ 45,576	\$ 45,576	Y	N			1
HMS/Hi PubHsAu/RentSubsidySec2	222	RA	7/26/2007	03/31/16	111465	PUBLIC HOUSING SPECIALIST I	N	SR16	13	T	1	N	\$ 32,928	\$ 2,887	\$ 34,644	\$ 34,644	Y	N			1
HMS/Hi PubHsAu/RentSubsidySec2	222	RA	10/1/2015	03/31/16	111466	PUBLIC HOUSING SPECIALIST II	N	SR16	13	P	1	N	\$ 38,520	\$ 3,246	\$ 38,952	\$ 38,952	Y	N			1
HMS/Hi PubHsAu/RentSubsidySec2	222	RA	4/1/2005	03/31/16	111467	PUBLIC HOUSING SPECIALIST I	N	SR16	13	T	1	N	\$ 32,928	\$ 3,153	\$ 37,836	\$ 37,836	Y	N			1
HMS/Hi PubHsAu/RentSubsidySec2	222	RA	7/1/2005	03/31/16	111468	PUBLIC HOUSING SPECIALIST I	N	SR16	13	T	1	N	\$ 32,928	\$ 2,566	\$ 30,792	\$ 30,792	Y	N			1
HMS/Hi PubHsAu/RentSubsidySec2	222	RA	2/16/2007	03/31/16	111469	PUBLIC HOUSING SPECIALIST II	N	SR18	13	T	1	N	\$ 37,044	\$ 3,512	\$ 42,144	\$ 42,144	Y	N			1
HMS/Hi PubHsAu/RntSbSc1ClrSvSt	222	RA	1/5/2008	03/31/16	14977	OFFICE ASSISTANT III	N	SR08	03	P	1	N	\$ 24,384	\$ 2,057	\$ 24,684	\$ 24,684	Y	N			1
HMS/Hi PubHsAu/RntSbSc1ClrSvSt	222	RA	6/2/2014	03/31/16	28655	OFFICE ASSISTANT III	N	SR08	03	P	1	N	\$ 27,768	\$ 2,225	\$ 26,700	\$ 26,700	Y	N			1
HMS/Hi PubHsAu/RntSbSc1ClrSvSt	222	RA	7/1/2009	03/31/16	111419	OFFICE ASSISTANT IV	N	SR10	03	P	1	N	\$ 26,364	\$ 3,290	\$ 39,480	\$ 39,480	Y	N			1
HMS/Hi PubHsAu/Sec8SubsPrmsBr	222	RA	6/1/2009	03/31/16	41280	PUBLIC HOUSING SUPERVISOR V	N	SR24	23	P	1	N	\$ 48,744	\$ 4,809	\$ 57,708	\$ 57,708	Y	N			1
HMS/Hi PubHsAu/Sec8SubsPrmsBr	222	RA	7/2/2015	03/31/16	41332	SECRETARY II	N	SR14	03	P	1	N	\$ 49,968	\$ 4,327	\$ 51,924	\$ 51,924	Y	N			1
HMS/Hi PubHsAu/Actgt Section	229	HA	12/31/2014	03/31/16	2799	ACCOUNTANT III	N	SR20	13	P	1	N	\$ 61,062	\$ 5,001	\$ 60,012	\$ 60,012	Y	N			1
HMS/Hi PubHsAu/Actgt Section	229	HA	10/16/2014	03/31/16	5854	ACCOUNTANT III	N	SR20	13	P	1	W	\$ 46,374	\$ 3,798	\$ 45,576	\$ 45,576	Y	N			1
HMS/Hi PubHsAu/Applic Svcs Unit	229	HA	9/30/2008	03/31/16	117850	PUBLIC HOUSING SPECIALIST II	N	SR16	13	T	1	N	\$ 32,928	\$ 3,512	\$ 42,144	\$ 42,144	Y	N			2
HMS/Hi PubHsAu/Budget Stf	229	HA	7/1/2015	03/31/16	100923	BGT RESOURCES SPLCT	Y	SRNA	13	P	1	N	\$ 51,300	\$ 4,275	\$ 51,300	\$ 51,300	Y	N			1
HMS/Hi PubHsAu/CntrlMncSvcsSec	229	HA	1/18/2014	03/31/16	6787	HEAVY TRUCK DRIVER	Y	BC07	01	P	1	N	\$ 44,142	\$ 3,398	\$ 40,776	\$ 40,776	Y	N			1
HMS/Hi PubHsAu/CntrlMncSvcsSec	229	HA	12/31/2014	03/31/16	8833	PLUMBER I	N	BC10	01	P	1	N	\$ 51,054	\$ 4,089	\$ 49,068	\$ 49,068	Y	N			1
HMS/Hi PubHsAu/CntrlMncSvcsSec	229	HA	6/1/2015	03/31/16	8850	BUILDING MAINTENANCE WORKER I	N	BC09	01	P	1	N	\$ 49,182	\$ 4,018	\$ 48,216	\$ 48,216	Y	N			1
HMS/Hi PubHsAu/CntrlMncSvcsSec	229	HA	5/8/2015	03/31/16	10380	GENERAL LABORER I	N	BC02	01	P	1	N	\$ 36,687	\$ 2,997	\$ 35,964	\$ 35,964	Y	N			1
HMS/Hi PubHsAu/CntrlMncSvcsSec	229	HA	8/3/2015	03/31/16	28374	OFFICE ASSISTANT III	N	SR08	03	P	1	N	\$ 32,460	\$ 2,810	\$ 33,720	\$ 33,720	Y	Y	1		1

Hawaii Public Housing Authority
Vacancy Report as of November 30, 2015

Table 13

Org Description	Prog ID	Sub-Org	Date of Vacancy	Expected Fill Date	Position Number	Position Title	Exem pt (Y/N)	SR Level	BU Code	Perm Temp (P/T)	FTE	MOF	Budgeted Amount	Actual Salary Last Paid	Annualized Actual Salary Last Paid	Annualized Actual Salary Last Paid	FTE Applied to Annualized Actual Salary Last Paid	Authority to Hire (Y/N)	Occupied by 89 Day Hire (Y/N)	# of 89 Appts	Describe if Filled by other Means	Priority # to Retain
HMS/Hi PubHsAu/CntrlMncSvcsSec	229	HA	5/22/2013	03/31/16	41416	AIR CONDITIONING MECHANIC I	N	BC10	01	P	1	N	\$ 46,236	\$ 3,853	\$ 46,236	\$ 46,236	Y	N				1
HMS/Hi PubHsAu/ConstrMgtUt 1	229	HA	12/31/2014	03/31/16	8421	BUILDING CONST INSPECTOR II	N	SR19	03	P	1	N	\$ 51,924	\$ 4,327	\$ 51,924	\$ 51,924	Y	N				1
HMS/Hi PubHsAu/ConstrMgtUt 1	229	HA	3/16/2012	03/31/16	103024	CONTRACT ADMINISTRATOR	Y	SRNA	13	T	1	N	\$ 66,504	\$ 5,833	\$ 70,000	\$ 70,000	Y	N				1
HMS/Hi PubHsAu/ConstrMgtUt 1	229	HA	12/9/2011	03/31/16	120410	HOUSING BLDG CONSTRCTN INSP II	N	SR19	03	T	1	W	\$ 37,512	\$ -	\$ -	\$ -	Y	N				1
HMS/Hi PubHsAu/ConstrMgtUt 2	229	HA	5/2/2013	03/31/16	8635	ENGINEER IV	N	SR24	13	P	1	N	\$ 62,412	\$ 4,276	\$ 51,312	\$ 51,312	Y	N				1
HMS/Hi PubHsAu/ConstrMgtUt 2	229	HA	1/24/2013	03/31/16	10887	HOUSING ENGINEER V	Y	SR26	23	P	1	N	\$ 69,588	\$ 4,809	\$ 57,708	\$ 57,708	Y	N				1
HMS/Hi PubHsAu/ConstrMgtUt 2	229	HA	8/1/2007	03/31/16	102676	HOUSING ENGINEER IV	N	SR24	13	T	1	W	\$ 48,744	\$ 5,627	\$ 67,524	\$ 67,524	Y	N				1
HMS/Hi PubHsAu/ConstructMgtSec	229	HA	7/1/2015	03/31/16	48707	OFFICE ASSISTANT III	N	SR08	03	T	1	N	\$ 27,768	\$ 2,314	\$ 27,768	\$ 27,768	Y	N				1
HMS/Hi PubHsAu/ExeDriClrSvStf	229	HA	12/31/2014	03/31/16	8063	OFFICE ASSISTANT II	N	SR06	03	P	1	W	\$ 35,112	\$ 2,926	\$ 35,112	\$ 35,112	Y	N				1
HMS/Hi PubHsAu/ExeDriClrSvStf	229	HA	7/1/2015	03/31/16	23084	OFFICE ASSISTANT III	N	SR08	03	P	1	W	\$ 42,684	\$ 3,557	\$ 42,684	\$ 42,684	Y	Y	1			1
HMS/Hi PubHsAu/Hsg Info Ofc	229	HA	4/29/2008	03/31/16	102041	HOUSING INFORMATION OFFICER	Y	SRNA	73	T	1	W	\$ 58,488	\$ 4,874	\$ 58,488	\$ 58,488	N	N				1
HMS/Hi PubHsAu/Ofc of Exec Dir	229	HA	9/16/2014	03/31/16	41265	OFFICE ASSISTANT III	N	SR08	03	P	1	N	\$ 36,468	\$ 3,039	\$ 36,468	\$ 36,468	Y	N				1
HMS/Hi PubHsAu/Ofc of Exec Dir	229	HA	1/19/2011	03/31/16	103045	HOMELESS COORDINATOR	Y	SRNA	13	T	1	N	\$ 68,285	\$ 5,633	\$ 67,596	\$ 67,596	Y	N				1
HMS/Hi PubHsAu/Payroll & Disbur	229	HA	10/8/2013	03/31/16	7994	ACCOUNT CLERK V	N	SR15	03	P	1	W	\$ 42,684	\$ 3,420	\$ 41,040	\$ 41,040	Y	N				1
HMS/Hi PubHsAu/Personnel Ofc	229	HA	10/16/2015	03/31/16	30111	PERSONNEL MGMT SPECIALIST III	N	SR20	73	P	1	N	\$ 44,580	\$ 3,651	\$ 43,812	\$ 43,812	Y	N				1
HMS/Hi PubHsAu/Personnel Ofc	229	HA	6/20/2011	03/31/16	51784	OFFICE ASSISTANT III	N	SR08	03	T	1	N	\$ 24,384	\$ 2,813	\$ 33,756	\$ 33,756	Y	N				2
HMS/Hi PubHsAu/Procurement Ofc	229	HA	7/1/2005	03/31/16	31664	PROCUREMENT & SUPPLY SPCLT III	N	SR20	13	P	1	W	\$ 40,020	\$ 3,410	\$ 40,920	\$ 40,920	Y	N				1
HMS/Hi PubHsAu/Procurement Ofc	229	HA	4/25/2011	03/31/16	117691	CONTRACT SPECIALIST	Y	SRNA	13	T	1	N	\$ 45,576	\$ 4,111	\$ 49,332	\$ 49,332	Y	N				1
HMS/Hi PubHsAu/PropMgt&MtnSvBr	229	HA	7/1/2015	03/31/16	32210	OFFICE ASSISTANT III	N	SR08	03	P	1	N	\$ 36,468	\$ 3,039	\$ 36,468	\$ 36,468	Y	N				1
HMS/Hi PubHsAu/PropMgt&MtnSvBr	229	HA	2/8/2013	03/31/16	101072	PUBLIC HOUSING MANAGER	Y	SRNA	00	T	1	N	\$ 75,996	\$ 6,666	\$ 79,992	\$ 79,992	Y	N				1
HMS/Hi PubHsAu/Pvt MgtContrSec	229	HA	11/13/2015	03/31/16	42096	SECRETARY I	N	SR12	03	P	1	W	\$ 28,536	\$ 2,705	\$ 32,460	\$ 32,460	Y	N				1
HMS/Hi PubHsAu/Pvt MgtContrSec	229	HA	3/1/2010	03/31/16	100986	PROP MGMT COORD II	Y	SRNA	13	T	1	N	\$ 75,960	\$ 6,330	\$ 75,960	\$ 75,960	Y	N				1
HMS/Hi PubHsAu/Pvt MgtContrSec	229	HA	12/24/2014	03/31/16	102048	PROPERTY MGMT SPCLT	Y	SRNA	13	P	1	W	\$ 49,332	\$ 4,111	\$ 49,332	\$ 49,332	N	N				1
HMS/Hi PubHsAu/Pvt MgtContrSec	229	HA	4/18/2014	03/31/16	117929	PROPERTY MANAGEMENT SPCLT	Y	SRNA	13	T	1	N	\$ 50,004	\$ 24	\$ 50,003	\$ 50,003	Y	N				1
HMS/Hi PubHsAu/ResidentSvcsSec	229	HA	12/31/2013	03/31/16	41254	SECRETARY I	N	SR12	03	P	1	N	\$ 41,064	\$ 3,290	\$ 39,480	\$ 39,480	Y	N				1
HMS/Hi PubHsAu/ResidentSvcsSec	229	HA	7/1/2015	03/31/16	103030	PROG SPCLT & TENANT SVCS	Y	SRNA	13	T	1	N	\$ 47,400	\$ 3,950	\$ 47,400	\$ 47,400	Y	N				1
HMS/Hi PubHsAu/ResidentSvcsSec	229	HA	7/1/2015	03/31/16	105632	RESIDENT SVCS PRGM SPCLT	Y	SRNA	13	T	1	N	\$ 49,296	\$ 4,108	\$ 49,296	\$ 49,296	Y	N				1
HMS/Hi PubHsAu/ResidentSvcsSec	229	HA	7/1/2015	03/31/16	111874	RESIDENT SVCS PRGM SPCLT	Y	SRNA	13	T	1	N	\$ 47,400	\$ 3,950	\$ 47,400	\$ 47,400	Y	N				1
HMS/Hi PubHsAu/ResSvcsClrSvStf	229	HA	10/8/2014	03/31/16	31791	OFFICE ASSISTANT III	N	SR08	03	P	1	N	\$ 27,768	\$ 2,314	\$ 27,768	\$ 27,768	Y	N				1
HMS/Hi PubHsAuCompliance Ofc	229	HA	6/16/2015	03/31/16	42104	SECRETARY I	N	SR12	03	P	1	W	\$ 31,236	\$ 2,603	\$ 31,236	\$ 31,236	Y	N				1
#N/A	229	HA	9/27/2006	03/31/16	51818	OFFICE ASSISTANT III	0	0	0	T	1	N	\$ 24,384	\$ -	\$ -	\$ -	0	0				1
#N/A	229	HA	3/4/2008	03/31/16	51820	OFFICE ASSISTANT III	0	0	0	T	1	N	\$ 24,384	\$ -	\$ -	\$ -	0	0				1
#N/A	229	HA	9/5/2007	03/31/16	100388	INFORMATION TECHNOL SPCLT IV	0	0	0	T	1	N	\$ 43,296	\$ -	\$ -	\$ -	0	0				1
#N/A	229	HA		03/31/16	94853K	ACCOUNT CLERK II	0	0	0	P	1	W	\$ 25,668	\$ -	\$ -	\$ -	0	0				1
#N/A	229	HA		03/31/16	94854K	ASST CHIEF FINANCIAL MGT ADVSR	0	0	0	P	1	W	\$ 75,960	\$ -	\$ -	\$ -	0	0				1
#N/A	229	HA		03/31/16	94855K	CONSTRUCTION COORDINATOR	0	0	0	T	1	W	\$ 55,500	\$ -	\$ -	\$ -	0	0				1
#N/A	229	HA		03/31/16	94856K	CONSTRUCTION COORDINATOR	0	0	0	T	1	W	\$ 55,500	\$ -	\$ -	\$ -	0	0				1
#N/A	229	HA		03/31/16	94857K	CONSTRUCTION COORDINATOR	0	0	0	T	1	W	\$ 55,500	\$ -	\$ -	\$ -	0	0				1
#N/A	229	HA		03/31/16	94858K	CONTRACT ASSISTANT	0	0	0	T	1	W	\$ 45,576	\$ -	\$ -	\$ -	0	0				1
#N/A	229	HA		03/31/16	94859K	CONTRACT ASSISTANT	0	0	0	T	1	W	\$ 45,576	\$ -	\$ -	\$ -	0	0				1
#N/A	229	HA		03/31/16	95851K	CONSTRUCTION INSPECTOR II-FY15	0	0	0	T	1	W	\$ 39,480	\$ -	\$ -	\$ -	0	0				1
#N/A	229	HA		03/31/16	95852K	CONSTRUCTION INSPECTOR II-FY15	0	0	0	T	1	W	\$ 39,480	\$ -	\$ -	\$ -	0	0				1
#N/A	229	HA		03/31/16	95853K	PERS MGMT SPCLT IV - FY2015	0	0	0	P	1	W	\$ 45,476	\$ -	\$ -	\$ -	0	0				1
#N/A	229	HA		03/31/16	95854K	SECRETARY I	0	0	0	P	1	W	\$ 30,036	\$ -	\$ -	\$ -	0	0				1
#N/A	229	HA		03/31/16	95855K	RESIDENT SERVICES COORDINATOR	0	0	0	T	1	W	\$ 45,576	\$ -	\$ -	\$ -	0	0				1
#N/A	229	HA		03/31/16	95856K	RESIDENT SERVICES COORDINATOR	0	0	0	T	1	W	\$ 45,576	\$ -	\$ -	\$ -	0	0				1
#N/A	229	HA		03/31/16	95857K	RESIDENT SERVICES COORDINATOR	0	0	0	T	1	W	\$ 45,576	\$ -	\$ -	\$ -	0	0				1
#N/A	229	HA		03/31/16	95858K	CERTIFIED PUBLIC ACCOUNTANT	0	0	0	P	1	N	\$ 75,000	\$ -	\$ -	\$ -	0	0				1
#N/A	229	HA		03/31/16	95859K	CERTIFIED PUBLIC ACCOUNTANT	0	0	0	P	1	N	\$ 75,000	\$ -	\$ -	\$ -	0	0				1
#N/A	229	HA		03/31/16	95860K	CERTIFIED PUBLIC ACCOUNTANT	0	0	0	P	1	N	\$ 75,000	\$ -	\$ -	\$ -	0	0				1
#N/A	229	HA		03/31/16	95861K	CERTIFIED PUBLIC ACCOUNTANT	0	0	0	P	1	N	\$ 75,000	\$ -	\$ -	\$ -	0	0				1
#N/A	229	HA		03/31/16	96904K	HOUSING MAINTENANCE MANAGER	0	0	0	T	1	N	\$ 52,728	\$ -	\$ -	\$ -	0	0				1
#N/A	229	HA		03/31/16	96908K	CLERK III	0	0	0	T	1	N	\$ 24,384	\$ -	\$ -	\$ -	0	0				2

Hawaii Public Housing Authority
 Personnel Separations from July 1, 2014 to November 30, 2015

Table 14

Prog ID	Sub-Org	Separation Date	Position Number	Position Title	Exempt (Y/N)	SR Level	BU Code	T/P	MOF	Budgeted FTE	Budgeted Salary	Actual FTE	Adjusted Actual FTE	Actual Salary	Annualized Actual Salary
220	RH	7/1/2015	4939	HOUSING GENERAL LABORER II	N	BC03	01	P	N	1.00	\$ 36,252	1.00	1.00	\$ 3,081	\$ 36,972
220	RH	5/30/2015	4940	HOUSING BUILDING MTNCE WKR II	N	WS09	01	P	N	1.00	\$ 50,160	1.00	1.00	\$ 4,264	\$ 51,168
220	RH	8/14/2014	5475	PUBLIC HOUSING SPECIALIST I	N	SR16	13	P	N	1.00	\$ 38,118	1.00	1.00	\$ 3,122	\$ 37,464
220	RH	7/2/2015	5640	HOUSING BUILDING MTNCE WKR I	N	BC09	01	P	N	1.00	\$ 47,268	1.00	1.00	\$ 4,018	\$ 48,216
220	RH	7/1/2015	5643	HOUSING BUILDING MTNCE HLPR	N	BC05	01	P	N	1.00	\$ 39,228	1.00	1.00	\$ 3,334	\$ 40,008
220	RH	7/19/2015	5856	OFFICE ASSISTANT IV	N	SR10	03	P	W	1.00	\$ 26,364	1.00	1.00	\$ 2,406	\$ 28,872
220	RH	9/2/2015	5951	CARPENTER I	N	BC09	01	P	N	1.00	\$ 49,182	1.00	1.00	\$ 4,018	\$ 48,216
220	RH	8/2/2015	6134	BUILDING MAINTENANCE WORKER I	N	BC09	01	P	N	1.00	\$ 49,182	1.00	1.00	\$ 4,018	\$ 48,216
220	RH	7/1/2015	6281	HSG GEN CONSTR & MTNCE SUPVR I	N	F110	02	P	N	1.00	\$ 55,740	1.00	1.00	\$ 4,645	\$ 55,740
220	RH	7/2/2015	6642	HOUSING WELDER I	Y	BC10	01	P	N	1.00	\$ 49,068	1.00	1.00	\$ 4,171	\$ 50,052
220	RH	7/1/2015	6681	HOUSING GENERAL LABORER II	N	BC03	01	P	N	1.00	\$ 36,252	1.00	1.00	\$ 3,081	\$ 36,972
220	RH	11/29/2015	6693	PUBLIC HOUSING SUPERVISOR IV	N	SR22	13	P	N	1.00	\$ 54,300	1.00	1.00	\$ 23	\$ 47,403
220	RH	7/2/2015	6727	HOUSING BUILDING MTNCE WKR I	N	BC09	01	P	N	1.00	\$ 47,268	1.00	1.00	\$ 4,018	\$ 48,216
220	RH	7/1/2015	6791	HOUSING BUILDING MTNCE WKR II	N	WS09	01	P	N	1.00	\$ 51,288	1.00	1.00	\$ 4,264	\$ 51,168
220	RH	7/1/2015	6931	HOUSING BLDG MTNCE SUPVR I	N	F109	02	P	N	1.00	\$ 51,504	1.00	1.00	\$ 4,292	\$ 51,504
220	RH	1/1/2015	7589	BUILDING MAINTENANCE WORKER I	N	BC09	01	P	N	1.00	\$ 49,182	1.00	1.00	\$ 3,939	\$ 47,268
220	RH	8/2/2014	8047	CARPENTER I	N	BC09	01	P	N	1.00	\$ 49,182	1.00	1.00	\$ 3,786	\$ 45,432
220	RH	7/1/2015	8636	HOUSING PAINTER I	N	BC09	01	P	N	1.00	\$ 47,268	1.00	1.00	\$ 4,018	\$ 48,216
220	RH	7/2/2015	8720	PUBLIC HOUSING SUPERVISOR IV	N	SR22	23	P	N	1.00	\$ 54,300	1.00	1.00	\$ 4,624	\$ 55,488
220	RH	7/2/2015	8752	GEN CONSTR & MTNCE SUPVR I	N	F110	02	P	N	1.00	\$ 48,000	1.00	1.00	\$ 4,466	\$ 53,592
220	RH	1/1/2015	8753	BUILDING MAINTENANCE WORKER II	N	WS09	01	P	N	1.00	\$ 52,194	1.00	1.00	\$ 4,180	\$ 50,160
220	RH	7/1/2015	8832	HSG GEN CONSTR & MTNCE SUPVR I	N	F110	02	P	N	1.00	\$ 53,592	1.00	1.00	\$ 4,466	\$ 53,592
220	RH	7/1/2015	8835	HOUSING BUILDING MTNCE WKR II	N	WS09	01	P	N	1.00	\$ 50,160	1.00	1.00	\$ 4,264	\$ 51,168
220	RH	1/1/2015	8841	TRUCK DRIVER	N	BC06	01	P	N	1.00	\$ 42,438	1.00	1.00	\$ 3,399	\$ 40,788
220	RH	11/14/2014	8843	HOUSING BUILDING MTNCE WKR I	N	BC09	01	P	N	1.00	\$ 47,388	1.00	1.00	\$ 3,862	\$ 46,344
220	RH	4/26/2015	8844	BUILDING MAINTENANCE HELPER	N	BC05	01	P	N	1.00	\$ 40,815	1.00	1.00	\$ 3,334	\$ 40,008
220	RH	7/1/2015	8846	HOUSING BUILDING MTNCE WKR I	N	BC09	01	P	N	1.00	\$ 47,268	1.00	1.00	\$ 4,018	\$ 48,216
220	RH	7/2/2015	8851	HOUSING BUILDING MTNCE WKR I	N	BC09	01	P	N	1.00	\$ 47,268	1.00	1.00	\$ 4,018	\$ 48,216
220	RH	7/2/2015	8919	HOUSING GENERAL LABORER I	N	BC02	01	P	N	1.00	\$ 36,048	1.00	1.00	\$ 2,997	\$ 35,964
220	RH	9/2/2014	9612	GENERAL LABORER II	N	BC03	01	P	N	1.00	\$ 37,719	1.00	1.00	\$ 2,962	\$ 35,544
220	RH	12/2/2014	9619	SECRETARY I	N	SR12	03	P	N	1.00	\$ 42,684	1.00	1.00	\$ 3,557	\$ 42,684
220	RH	5/10/2015	9619	SECRETARY I	N	SR12	03	P	N	1.00	\$ 42,684	1.00	1.00	\$ 3,557	\$ 42,684
220	RH	6/28/2015	9619	SECRETARY I	N	SR12	03	P	N	1.00	\$ 42,684	1.00	1.00	\$ 3,557	\$ 42,684
220	RH	7/1/2015	9662	HOUSING BUILDING MTNCE HLPR	N	BC05	01	P	N	1.00	\$ 39,228	1.00	1.00	\$ 3,334	\$ 40,008
220	RH	8/22/2015	9662	HOUSING BUILDING MTNCE HLPR	N	BC05	01	P	N	1.00	\$ 39,228	1.00	1.00	\$ 3,334	\$ 40,008
220	RH	7/1/2015	10376	HOUSING BUILDING MTNCE WKR I	N	BC09	01	P	N	1.00	\$ 47,388	1.00	1.00	\$ 3,939	\$ 47,268
220	RH	12/2/2014	10377	BUILDING MAINTENANCE WORKER I	N	BC09	01	P	N	1.00	\$ 49,182	1.00	1.00	\$ 3,939	\$ 47,268
220	RH	7/1/2015	10866	HOUSING BUILDING MTNCE WKR I	N	BC09	01	P	N	1.00	\$ 47,268	1.00	1.00	\$ 4,018	\$ 48,216
220	RH	7/2/2015	10907	HOUSING PAINTER I	N	BC09	01	P	N	1.00	\$ 47,268	1.00	1.00	\$ 4,018	\$ 48,216
220	RH	7/1/2015	11627	HSG GEN CONSTR & MTNCE SUPVR I	N	F110	02	P	W	1.00	\$ 52,536	1.00	1.00	\$ 4,378	\$ 52,536
220	RH	10/12/2014	14976	HOUSING BUILDING MTNCE WKR II	N	WS09	01	P	N	1.00	\$ 50,160	1.00	1.00	\$ 4,180	\$ 50,160
220	RH	7/2/2015	14976	HOUSING BUILDING MTNCE WKR II	N	WS09	01	P	N	1.00	\$ 50,160	1.00	1.00	\$ 4,180	\$ 50,160
220	RH	10/4/2014	15485	GENERAL LABORER I	N	BC02	01	P	N	1.00	\$ 36,687	1.00	1.00	\$ 2,880	\$ 34,560

Hawaii Public Housing Authority
 Personnel Separations from July 1, 2014 to November 30, 2015

Table 14

Prog ID	Sub-Org	Separation Date	Position Number	Position Title	Exempt (Y/N)	SR Level	BU Code	T/P	MOF	Budgeted FTE	Budgeted Salary	Actual FTE	Adjusted Actual FTE	Actual Salary	Annualized Actual Salary
220	RH	7/1/2015	15486	HOUSING GENERAL LABORER I	N	BC02	01	P	N	1.00	\$ 36,048	1.00	1.00	\$ 2,997	\$ 35,964
220	RH	7/2/2015	17665	PUBLIC HOUSING SUPERVISOR V	N	SR24	23	P	N	1.00	\$ 61,062	1.00	1.00	\$ 5,202	\$ 62,424
220	RH	7/1/2015	22433	HOUSING PLUMBER I	N	BC10	01	P	N	1.00	\$ 53,724	1.00	1.00	\$ 4,567	\$ 54,804
220	RH	7/2/2015	23120	HOUSING GENERAL LABORER I	N	BC02	01	P	N	1.00	\$ 33,228	1.00	1.00	\$ 2,938	\$ 35,256
220	RH	1/1/2015	27478	PUBLIC HOUSING SPECIALIST II	N	SR16	13	P	N	1.00	\$ 61,062	1.00	1.00	\$ 5,001	\$ 60,012
220	RH	2/1/2015	27478	PUBLIC HOUSING SPECIALIST II	N	SR16	13	P	N	1.00	\$ 61,062	1.00	1.00	\$ 5,001	\$ 60,012
220	RH	11/2/2014	35172	BUILDING MAINTENANCE WORKER I	N	BC09	01	P	N	1.00	\$ 49,182	1.00	1.00	\$ 3,712	\$ 44,544
220	RH	7/2/2015	35172	BUILDING MAINTENANCE WORKER I	N	BC09	01	P	N	1.00	\$ 49,182	1.00	1.00	\$ 3,712	\$ 44,544
220	RH	8/20/2015	35172	BUILDING MAINTENANCE WORKER I	N	BC09	01	P	N	1.00	\$ 49,182	1.00	1.00	\$ 3,712	\$ 44,544
220	RH	11/20/2014	39983	GENERAL LABORER I	N	BC02	01	P	N	1.00	\$ 36,687	1.00	1.00	\$ 2,938	\$ 35,256
220	RH	1/1/2015	41065	CARPENTER I	N	BC09	01	P	N	1.00	\$ 49,182	1.00	1.00	\$ 3,939	\$ 47,268
220	RH	2/2/2015	41067	PAINTER I	N	BC09	01	P	N	1.00	\$ 49,182	1.00	1.00	\$ 3,939	\$ 47,268
220	RH	6/7/2015	41349	PUBLIC HOUSING SUPERVISOR III	N	SR22	13	P	N	1.00	\$ 43,296	1.00	1.00	\$ 3,950	\$ 47,400
220	RH	11/26/2015	41483	CARPENTER I	N	BC09	01	P	N	1.00	\$ 49,182	1.00	1.00	\$ 4,098	\$ 49,176
220	RH	6/4/2015	42918	GENERAL LABORER I	N	BC02	01	P	W	1.00	\$ 36,687	1.00	1.00	\$ 2,997	\$ 35,964
220	RH	10/26/2014	44184	OFFICE ASSISTANT III	N	SR08	03	P	N	1.00	\$ 26,700	1.00	1.00	\$ 2,225	\$ 26,700
220	RH	5/31/2015	46343	PUBLIC HOUSING SPECIALIST I	N	SR16	13	P	N	1.00	\$ 45,036	1.00	1.00	\$ 3,122	\$ 37,464
220	RH	7/1/2015	120619	CARPENTER I	N	BC09	01	P	N	1.00	\$ 44,544	1.00	1.00	\$ 4,102	\$ 49,224
220	RH	7/2/2015	120620	CARPENTER I	N	BC09	01	P	N	1.00	\$ 44,544	1.00	1.00	\$ 4,018	\$ 48,216
220	RH	7/1/2015	120621	CARPENTER I	N	BC09	01	P	N	1.00	\$ 44,544	1.00	1.00	\$ 4,018	\$ 48,216
220	RH	7/9/2014	120622	ELECTRICIAN I	N	BC10	01	P	N	1.00	\$ 44,544	1.00	1.00	\$ 4,560	\$ 54,720
220	RH	7/2/2015	120623	ELECTRICIAN I	N	BC10	01	P	N	1.00	\$ 44,544	1.00	1.00	\$ 4,744	\$ 56,928
220	RH	7/1/2015	120624	ELECTRICIAN I	N	BC10	01	P	N	1.00	\$ 44,544	1.00	1.00	\$ 4,744	\$ 56,928
220	RH	7/1/2015	120625	ELECTRICIAN I	N	BC10	01	P	N	1.00	\$ 44,544	1.00	1.00	\$ 4,744	\$ 56,928
220	RH	7/1/2015	120627	PLUMBER I	N	BC10	01	P	N	1.00	\$ 44,544	1.00	1.00	\$ 4,567	\$ 54,804
220	RH	7/1/2015	120628	PLUMBER I	N	BC10	01	P	N	1.00	\$ 44,544	1.00	1.00	\$ 4,567	\$ 54,804
220	RH	7/2/2015	120629	PLUMBER I	N	BC10	01	P	N	1.00	\$ 44,544	1.00	1.00	\$ 4,389	\$ 52,668
220	RH	7/1/2015	121152	ELECTRICIAN	N	BC10	01	P	N	1.00	\$ 49,320	1.00	1.00	\$ 4,744	\$ 56,928
220	RH	7/1/2015	121154	PLUMBER	N	BC10	01	P	N	1.00	\$ 49,320	1.00	1.00	\$ 4,477	\$ 53,724
222	RA	4/19/2015	9647	PUBLIC HOUSING SPECIALIST II	N	SR16	13	P	N	1.00	\$ 48,228	1.00	1.00	\$ 3,950	\$ 47,400
222	RA	11/4/2015	23029	PUBLIC HOUSING SPECIALIST II	N	SR16	13	P	N	1.00	\$ 37,044	1.00	1.00	\$ 3,122	\$ 37,464
222	RA	8/14/2014	111470	PUBLIC HOUSING SPECIALIST I	N	SR16	13	T	N	1.00	\$ 32,928	1.00	1.00	\$ 18	\$ 37,461
222	RA	8/31/2014	111470	PUBLIC HOUSING SPECIALIST I	N	SR16	13	T	N	1.00	\$ 32,928	1.00	1.00	\$ 18	\$ 37,461
222	RA	7/17/2014	119190	HOUSING QUAL STDS INSP I	N	SR13	03	T	N	1.00	\$ 32,064	1.00	1.00	\$ 2,810	\$ 33,720
222	RA	11/30/2014	119190	HOUSING QUAL STDS INSP I	N	SR13	03	T	N	1.00	\$ 32,064	1.00	1.00	\$ 2,810	\$ 33,720
222	RA	2/15/2015	119190	HOUSING QUAL STDS INSP I	N	SR13	03	T	N	1.00	\$ 32,064	1.00	1.00	\$ 2,810	\$ 33,720
222	RA	6/21/2015	119199	HOUSING QUAL STDS INSPECTOR I	N	SR13	03	T	N	1.00	\$ 37,512	1.00	1.00	\$ 16	\$ 32,469
222	RA	9/20/2015	119199	HOUSING QUAL STDS INSPECTOR I	N	SR13	03	T	N	1.00	\$ 37,512	1.00	1.00	\$ 16	\$ 32,469
229	HA	1/1/2015	2799	ACCOUNTANT III	N	SR20	13	P	N	1.00	\$ 61,062	1.00	1.00	\$ 5,001	\$ 60,012
229	HA	7/1/2015	5968	HOUSING WELDER I	N	BC10	01	P	N	1.00	\$ 49,068	1.00	1.00	\$ 4,171	\$ 50,052
229	HA	10/12/2014	6627	PERSONNEL CLERK IV	N	SR11	63	P	N	1.00	\$ 29,988	1.00	1.00	\$ 2,499	\$ 29,988
229	HA	7/1/2015	8045	HOUSING PLUMBER HELPER	N	BC05	01	P	N	1.00	\$ 39,228	1.00	1.00	\$ 3,334	\$ 40,008
229	HA	1/1/2015	8063	OFFICE ASSISTANT II	N	SR06	03	P	W	1.00	\$ 35,112	1.00	1.00	\$ 2,926	\$ 35,112

Hawaii Public Housing Authority
 Personnel Separations from July 1, 2014 to November 30, 2015

Table 14

Prog ID	Sub-Org	Separation Date	Position Number	Position Title	Exempt (Y/N)	SR Level	BU Code	T/P	MOF	Budgeted FTE	Budgeted Salary	Actual FTE	Adjusted Actual FTE	Actual Salary	Annualized Actual Salary
229	HA	1/1/2015	8421	BUILDING CONST INSPECTOR II	N	SR19	03	P	N	1.00	\$ 51,924	1.00	1.00	\$ 4,327	\$ 51,924
229	HA	1/1/2015	8833	PLUMBER I	N	BC10	01	P	N	1.00	\$ 51,054	1.00	1.00	\$ 4,089	\$ 49,068
229	HA	6/2/2015	8850	BUILDING MAINTENANCE WORKER I	N	BC09	01	P	N	1.00	\$ 49,182	1.00	1.00	\$ 4,018	\$ 48,216
229	HA	5/9/2015	10380	GENERAL LABORER I	N	BC02	01	P	N	1.00	\$ 36,687	1.00	1.00	\$ 2,997	\$ 35,964
229	HA	7/2/2015	23084	OFFICE ASSISTANT III	N	SR08	03	P	W	1.00	\$ 42,684	1.00	1.00	\$ 3,557	\$ 42,684
229	HA	10/10/2015	23084	OFFICE ASSISTANT III	N	SR08	03	P	W	1.00	\$ 42,684	1.00	1.00	\$ 3,557	\$ 42,684
229	HA	7/19/2014	30111	PERSONNEL MGMT SPECIALIST III	N	SR20	73	P	N	1.00	\$ 44,580	1.00	1.00	\$ 21	\$ 43,805
229	HA	10/9/2014	31791	OFFICE ASSISTANT III	N	SR08	03	P	N	1.00	\$ 27,768	1.00	1.00	\$ 2,314	\$ 27,768
229	HA	4/5/2015	31791	OFFICE ASSISTANT III	N	SR08	03	P	N	1.00	\$ 27,768	1.00	1.00	\$ 2,314	\$ 27,768
229	HA	5/17/2015	31791	OFFICE ASSISTANT III	N	SR08	03	P	N	1.00	\$ 27,768	1.00	1.00	\$ 2,314	\$ 27,768
229	HA	10/31/2015	31791	OFFICE ASSISTANT III	N	SR08	03	P	N	1.00	\$ 27,768	1.00	1.00	\$ 2,314	\$ 27,768
229	HA	7/2/2015	32210	OFFICE ASSISTANT III	N	SR08	03	P	N	1.00	\$ 36,468	1.00	1.00	\$ 3,039	\$ 36,468
229	HA	4/22/2015	36360	ACCOUNT CLERK II	N	SR08	03	P	N	1.00	\$ 26,700	1.00	1.00	\$ 2,225	\$ 26,700
229	HA	9/2/2015	41333	SECRETARY II	N	SR14	03	P	N	1.00	\$ 36,072	1.00	1.00	\$ 3,557	\$ 42,684
229	HA	10/4/2015	42104	SECRETARY I	N	SR12	03	P	W	1.00	\$ 31,236	1.00	1.00	\$ 15	\$ 31,242
229	HA	7/2/2015	48707	OFFICE ASSISTANT III	N	SR08	03	T	N	1.00	\$ 27,768	1.00	1.00	\$ 2,314	\$ 27,768
229	HA	7/2/2015	100913	HEARINGS ASST	Y	SRNA	03	T	N	1.00	\$ 49,344	1.00	1.00	\$ 3,039	\$ 36,468
229	HA	7/2/2015	100923	BGT RESOURCES SPCLT	Y	SRNA	13	P	N	1.00	\$ 51,300	1.00	1.00	\$ 4,275	\$ 51,300
229	HA	12/25/2014	102048	PROPERTY MGMT SPCLT	Y	SRNA	13	P	W	1.00	\$ 49,332	1.00	1.00	\$ 4,111	\$ 49,332
229	HA	7/2/2015	103030	PROG SPCLT & TENANT SVCS	Y	SRNA	13	T	N	1.00	\$ 47,400	1.00	1.00	\$ 3,950	\$ 47,400
229	HA	10/2/2014	103036	RESIDENT SERVICES PRGM SPCLT	Y	SRNA	13	T	N	1.00	\$ 40,548	1.00	1.00	\$ 3,379	\$ 40,548
229	HA	7/2/2015	105632	RESIDENT SVCS PRGM SPCLT	Y	SRNA	13	T	N	1.00	\$ 49,296	1.00	1.00	\$ 4,108	\$ 49,296
229	HA	5/24/2015	106429	INFORMATION TECHNOL SPCLT IV	N	SR22	13	T	N	1.00	\$ 48,228	1.00	1.00	\$ 23	\$ 47,403
229	HA	12/2/2015	107934	HOUSING PLANNER	Y	SRNA	13	T	N	1.00	\$ 60,012	1.00	1.00	\$ 5,001	\$ 60,012
229	HA	7/2/2015	111874	RESIDENT SVCS PRGM SPCLT	Y	SRNA	13	T	N	1.00	\$ 47,400	1.00	1.00	\$ 3,950	\$ 47,400
229	HA	7/2/2015	120409	HOUSING BUILDING CONST INSP II	N	SR19	03	T	W	1.00	\$ 44,388	1.00	1.00	\$ 3,699	\$ 44,388
229	HA	3/22/2015	121147	ACCOUNTANT III	N	SR20	13	P	W	1.00	\$ 42,132	1.00	1.00	\$ 3,651	\$ 43,812
Double digit figures represent hourly wages for 89-day hires.															

Hawaii Public Housing Authority
Positions Filled from July 1, 2014 to November 30, 2015

Table 15

Prog ID	Sub-Org	Effective Date Position Filled	Position Number	Position Title	Exempt (Y/N)	SR Level	BU Code	T/P	MOF	Budgeted FTE	Budgeted Salary	Actual FTE	Adjusted Actual FTE	Actual Salary	Annualized Actual Salary	Occupied by 89 Day Hire (Y/N)
220	RH	06/30/15	4939	HOUSING GENERAL LABORER II	N	BC03	01	P	N	1.00	\$ 36,252	1.00	1.00	\$ 3,081	\$ 36,972	N
220	RH	01/05/15	5475	PUBLIC HOUSING SPECIALIST I	N	SR16	13	P	N	1.00	\$ 38,118	1.00	1.00	\$ 3,122	\$ 37,464	N
220	RH	06/30/15	5643	HOUSING BUILDING MTNCE HLPR	N	BC05	01	P	N	1.00	\$ 39,228	1.00	1.00	\$ 3,334	\$ 40,008	N
220	RH	05/18/15	5856	OFFICE ASSISTANT IV	N	SR10	03	P	W	1.00	\$ 26,364	1.00	1.00	\$ 2,406	\$ 28,872	N
220	RH	10/16/15	5856	OFFICE ASSISTANT IV	N	SR10	03	P	W	1.00	\$ 26,364	1.00	1.00	\$ 2,406	\$ 28,872	N
220	RH	11/23/15	5951	CARPENTER I	N	BC09	01	P	N	1.00	\$ 49,182	1.00	1.00	\$ 4,098	\$ 49,176	N
220	RH	06/30/15	6281	HSG GEN CONSTR & MTNCE SUPVR I	N	F110	02	P	N	1.00	\$ 55,740	1.00	1.00	\$ 4,645	\$ 55,740	N
220	RH	06/30/15	6681	HOUSING GENERAL LABORER II	N	BC03	01	P	N	1.00	\$ 36,252	1.00	1.00	\$ 3,081	\$ 36,972	N
220	RH	09/01/15	6693	PUBLIC HOUSING SUPERVISOR IV	N	SR22	73	P	N	1.00	\$ 54,300	1.00	1.00	\$ 23	\$ 47,403	Y
220	RH	06/30/15	6791	HOUSING BUILDING MTNCE WKR II	N	WS09	01	P	N	1.00	\$ 51,288	1.00	1.00	\$ 4,264	\$ 51,168	N
220	RH	06/30/15	6931	HOUSING BLDG MTNCE SUPVR I	N	F109	02	P	N	1.00	\$ 51,504	1.00	1.00	\$ 4,292	\$ 51,504	N
220	RH	07/01/15	8548	PUBLIC HOUSING SUPERVISOR V	N	SR24	23	P	N	1.00	\$ 66,054	1.00	1.00	\$ 5,410	\$ 64,920	N
220	RH	06/30/15	8636	HOUSING PAINTER I	N	BC09	01	P	N	1.00	\$ 47,268	1.00	1.00	\$ 4,018	\$ 48,216	N
220	RH	09/22/14	8752	GEN CONSTR & MTNCE SUPVR I	N	SRNA	02	P	N	1.00	\$ 48,000	1.00	1.00	\$ 4,466	\$ 53,592	N
220	RH	07/01/15	8752	GEN CONSTR & MTNCE SUPVR I	N	SRNA	02	P	N	1.00	\$ 48,000	1.00	1.00	\$ 4,466	\$ 53,592	N
220	RH	10/07/15	8752	GEN CONSTR & MTNCE SUPVR I	N	SRNA	02	P	N	1.00	\$ 48,000	1.00	1.00	\$ 4,466	\$ 53,592	N
220	RH	11/05/15	8753	BUILDING MAINTENANCE WORKER II	N	WS09	01	P	N	1.00	\$ 52,194	1.00	1.00	\$ 4,349	\$ 52,188	N
220	RH	06/30/15	8832	HSG GEN CONSTR & MTNCE SUPVR I	N	F110	02	P	N	1.00	\$ 53,592	1.00	1.00	\$ 4,466	\$ 53,592	N
220	RH	06/30/15	8835	HOUSING BUILDING MTNCE WKR II	N	WS09	01	P	N	1.00	\$ 50,160	1.00	1.00	\$ 4,264	\$ 51,168	N
220	RH	06/30/15	8846	HOUSING BUILDING MTNCE WKR I	N	BC09	01	P	N	1.00	\$ 47,268	1.00	1.00	\$ 4,018	\$ 48,216	N
220	RH	11/03/15	9612	GENERAL LABORER II	N	BC03	01	P	N	1.00	\$ 37,719	1.00	1.00	\$ 3,143	\$ 37,716	N
220	RH	02/10/15	9619	SECRETARY I	N	SR12	63	P	N	1.00	\$ 42,684	1.00	1.00	\$ 15	\$ 31,242	Y
220	RH	05/12/15	9619	SECRETARY I	N	SR12	63	P	N	1.00	\$ 42,684	1.00	1.00	\$ 15	\$ 31,242	Y
220	RH	06/30/15	9662	HOUSING BUILDING MTNCE HLPR	N	BC05	01	P	N	1.00	\$ 39,228	1.00	1.00	\$ 3,334	\$ 40,008	N
220	RH	06/30/15	10376	HOUSING BUILDING MTNCE WKR I	N	BC09	01	P	N	1.00	\$ 47,388	1.00	1.00	\$ 4,018	\$ 48,216	N
220	RH	11/16/15	10377	BUILDING MAINTENANCE WORKER I	N	BC09	01	P	N	1.00	\$ 49,182	1.00	1.00	\$ 4,098	\$ 49,176	N
220	RH	06/30/15	10866	HOUSING BUILDING MTNCE WKR I	N	BC09	01	P	N	1.00	\$ 47,268	1.00	1.00	\$ 4,018	\$ 48,216	N
220	RH	06/30/15	11627	HSG GEN CONSTR & MTNCE SUPVR I	N	F110	02	P	W	1.00	\$ 52,536	1.00	1.00	\$ 4,466	\$ 53,592	N
220	RH	03/16/15	14976	HOUSING BUILDING MTNCE WKR II	N	SRNA	01	P	N	1.00	\$ 50,160	1.00	1.00	\$ 4,180	\$ 50,160	N
220	RH	07/08/14	14978	PUBLIC HOUSING SUPERVISOR V	N	SR24	23	P	N	1.00	\$ 61,062	1.00	1.00	\$ 5,001	\$ 60,012	N
220	RH	06/30/15	15486	HOUSING GENERAL LABORER I	N	BC02	01	P	N	1.00	\$ 36,048	1.00	1.00	\$ 2,997	\$ 35,964	N
220	RH	09/11/15	15721	BUILDING MAINTENANCE WORKER I	N	BC09	01	P	N	1.00	\$ 49,182	1.00	1.00	\$ 4,018	\$ 48,216	N
220	RH	10/06/14	18669	SOCIAL SERVICE ASSISTANT IV	N	SR11	03	P	W	1.00	\$ 27,396	1.00	1.00	\$ 2,499	\$ 29,988	N
220	RH	09/21/15	21546	PUBLIC HOUSING SUPERVISOR IV	N	SR22	93	P	W	1.00	\$ 50,172	1.00	1.00	\$ 23	\$ 47,403	Y
220	RH	12/05/14	22432	BUILDING MAINTENANCE HELPER	N	SRNA	01	P	N	1.00	\$ 40,815	1.00	1.00	\$ 3,205	\$ 38,460	N
220	RH	06/30/15	22433	HOUSING PLUMBER I	N	BC10	01	P	N	1.00	\$ 53,724	1.00	1.00	\$ 4,171	\$ 50,052	N
220	RH	07/27/15	23050	PUBLIC HOUSING SUPERVISOR III	N	SR20	13	P	N	1.00	\$ 44,580	1.00	1.00	\$ 3,798	\$ 45,576	N
220	RH	03/27/15	23120	HOUSING GENERAL LABORER I	N	SRNA	01	P	N	1.00	\$ 33,228	1.00	1.00	\$ 2,938	\$ 35,256	N
220	RH	08/01/14	23696	PUBLIC HOUSING SPECIALIST I	N	SR16	13	P	N	1.00	\$ 36,096	1.00	1.00	\$ 3,950	\$ 47,400	N
220	RH	01/05/15	23698	PUBLIC HOUSING SPECIALIST I	N	SR16	13	P	W	1.00	\$ 48,228	1.00	1.00	\$ 3,122	\$ 37,464	N
220	RH	01/12/15	27478	PUBLIC HOUSING SPECIALIST II	N	SR16	73	P	N	1.00	\$ 61,062	1.00	1.00	\$ 18	\$ 37,461	Y
220	RH	11/06/15	32407	HOUSING BUILDING MTNCE WKR II	N	WS09	01	P	W	1.00	\$ 33,228	1.00	1.00	\$ 4,349	\$ 52,188	N
220	RH	02/09/15	35172	BUILDING MAINTENANCE WORKER I	N	SRNA	01	P	N	1.00	\$ 49,182	1.00	1.00	\$ 3,939	\$ 47,268	N
220	RH	07/02/15	35172	BUILDING MAINTENANCE WORKER I	N	SRNA	01	P	N	1.00	\$ 49,182	1.00	1.00	\$ 3,939	\$ 47,268	N
220	RH	08/20/15	35172	BUILDING MAINTENANCE WORKER I	N	SRNA	01	P	N	1.00	\$ 49,182	1.00	1.00	\$ 3,939	\$ 47,268	N
220	RH	04/09/15	41073	SOCIAL SERVICE ASSISTANT IV	N	SR11	03	P	N	1.00	\$ 27,396	1.00	1.00	\$ 3,699	\$ 44,388	N
220	RH	08/27/14	41349	PUBLIC HOUSING SUPERVISOR III	N	SR22	13	P	N	1.00	\$ 43,296	1.00	1.00	\$ 3,950	\$ 47,400	N
220	RH	09/08/14	46343	PUBLIC HOUSING SPECIALIST I	N	SR16	13	P	N	1.00	\$ 45,036	1.00	1.00	\$ 3,122	\$ 37,464	N

Hawaii Public Housing Authority
Positions Filled from July 1, 2014 to November 30, 2015

Table 15

Prog ID	Sub-Org	Effective Date Position Filled	Position Number	Position Title	Exempt (Y/N)	SR Level	BU Code	T/P	MOF	Budgeted FTE	Budgeted Salary	Actual FTE	Adjusted Actual FTE	Actual Salary	Annualized Actual Salary	Occupied by 89 Day Hire (Y/N)
220	RH	06/30/15	120619	CARPENTER I	N	BC09	01	P	N	1.00	\$ 44,544	1.00	1.00	\$ 4,018	\$ 48,216	N
220	RH	07/14/14	120620	CARPENTER I	N	SRNA	01	P	N	1.00	\$ 44,544	1.00	1.00	\$ 3,862	\$ 46,344	N
220	RH	07/01/15	120620	CARPENTER I	N	SRNA	01	P	N	1.00	\$ 44,544	1.00	1.00	\$ 3,862	\$ 46,344	N
220	RH	11/06/15	120620	CARPENTER I	N	SRNA	01	P	N	1.00	\$ 44,544	1.00	1.00	\$ 3,862	\$ 46,344	N
220	RH	06/30/15	120621	CARPENTER I	N	BC09	01	P	N	1.00	\$ 44,544	1.00	1.00	\$ 4,018	\$ 48,216	N
220	RH	09/08/14	120623	ELECTRICIAN I	N	SRNA	01	P	N	1.00	\$ 44,544	1.00	1.00	\$ 4,560	\$ 54,720	N
220	RH	07/01/15	120623	ELECTRICIAN I	N	SRNA	01	P	N	1.00	\$ 44,544	1.00	1.00	\$ 4,560	\$ 54,720	N
220	RH	06/30/15	120624	ELECTRICIAN I	N	BC10	01	P	N	1.00	\$ 44,544	1.00	1.00	\$ 4,171	\$ 50,052	N
220	RH	06/30/15	120625	ELECTRICIAN I	N	BC10	01	P	N	1.00	\$ 44,544	1.00	1.00	\$ 4,171	\$ 50,052	N
220	RH	06/30/15	120627	PLUMBER I	N	BC10	01	P	N	1.00	\$ 44,544	1.00	1.00	\$ 4,171	\$ 50,052	N
220	RH	06/30/15	120628	PLUMBER I	N	BC10	01	P	N	1.00	\$ 44,544	1.00	1.00	\$ 4,171	\$ 50,052	N
220	RH	10/30/14	120629	PLUMBER I	N	SRNA	01	P	N	1.00	\$ 44,544	1.00	1.00	\$ 4,303	\$ 51,636	N
220	RH	07/01/15	120629	PLUMBER I	N	SRNA	01	P	N	1.00	\$ 44,544	1.00	1.00	\$ 4,303	\$ 51,636	N
220	RH	09/11/15	120629	PLUMBER I	N	SRNA	01	P	N	1.00	\$ 44,544	1.00	1.00	\$ 4,303	\$ 51,636	N
220	RH	06/30/15	121152	ELECTRICIAN	N	BC10	01	P	N	1.00	\$ 49,320	1.00	1.00	\$ 4,171	\$ 50,052	N
220	RH	06/30/15	121154	PLUMBER	N	BC10	01	P	N	1.00	\$ 49,320	1.00	1.00	\$ 4,171	\$ 50,052	N
220	RH	03/31/15	121268	PROGRAM SPECIALIST	Y	SRNA	13	T	N	1.00	\$ 45,576	1.00	1.00	\$ 3,950	\$ 47,400	N
220	RH	05/01/15	121269	PROGRAM SPECIALIST	Y	SRNA	13	T	N	1.00	\$ 45,576	1.00	1.00	\$ 28	\$ 57,720	N
222	RA	11/16/15	9647	PUBLIC HOUSING SPECIALIST II	N	SR16	13	P	N	1.00	\$ 48,228	1.00	1.00	\$ 3,122	\$ 37,464	N
222	RA	05/01/15	23029	PUBLIC HOUSING SPECIALIST II	N	SR16	13	P	N	1.00	\$ 37,044	1.00	1.00	\$ 3,122	\$ 37,464	N
222	RA	02/18/15	101214	HOUSING QUAL STDS INSP III	N	SR17	04	T	N	1.00	\$ 46,188	1.00	1.00	\$ 3,165	\$ 37,980	N
222	RA	08/14/14	111470	PUBLIC HOUSING SPECIALIST I	N	SR16	73	T	N	1.00	\$ 32,928	1.00	1.00	\$ 18	\$ 37,461	Y
222	RA	09/02/14	111470	PUBLIC HOUSING SPECIALIST I	N	SR16	73	T	N	1.00	\$ 32,928	1.00	1.00	\$ 18	\$ 37,461	Y
222	RA	09/03/14	119190	HOUSING QUAL STDS INSP I	N	SR13	63	T	N	1.00	\$ 32,064	1.00	1.00	\$ 16	\$ 32,469	Y
222	RA	12/02/14	119190	HOUSING QUAL STDS INSP I	N	SR13	63	T	N	1.00	\$ 32,064	1.00	1.00	\$ 16	\$ 32,469	Y
222	RA	02/17/15	119190	HOUSING QUAL STDS INSP I	N	SR13	63	T	N	1.00	\$ 32,064	1.00	1.00	\$ 16	\$ 32,469	Y
222	RA	03/25/15	119199	HOUSING QUAL STDS INSPECTOR I	N	SR13	63	T	N	1.00	\$ 37,512	1.00	1.00	\$ 16	\$ 32,469	Y
222	RA	06/23/15	119199	HOUSING QUAL STDS INSPECTOR I	N	SR13	63	T	N	1.00	\$ 37,512	1.00	1.00	\$ 16	\$ 32,469	Y
222	RA	09/22/15	119199	HOUSING QUAL STDS INSPECTOR I	N	SR13	63	T	N	1.00	\$ 37,512	1.00	1.00	\$ 16	\$ 32,469	Y
229	HA	06/30/15	5968	HOUSING WELDER I	N	BC10	01	P	N	1.00	\$ 49,068	1.00	1.00	\$ 4,171	\$ 50,052	N
229	HA	06/30/15	8045	HOUSING PLUMBER HELPER	N	BC05	01	P	N	1.00	\$ 39,228	1.00	1.00	\$ 3,334	\$ 40,008	N
229	HA	03/27/15	8751	PUBLIC HOUSING SUPVR VI	N	SR26	23	P	N	1.00	\$ 52,728	1.00	1.00	\$ 6,086	\$ 73,032	N
229	HA	10/16/14	22265	ACCOUNT CLERK III	N	SR11	03	P	W	1.00	\$ 27,396	1.00	1.00	\$ 2,499	\$ 29,988	N
229	HA	08/19/15	23084	OFFICE ASSISTANT III	N	SR08	63	P	W	1.00	\$ 42,684	1.00	1.00	\$ 13	\$ 26,707	Y
229	HA	11/12/15	23084	OFFICE ASSISTANT III	N	SR08	63	P	W	1.00	\$ 42,684	1.00	1.00	\$ 13	\$ 26,707	Y
229	HA	10/22/15	28374	OFFICE ASSISTANT III	N	SR08	63	P	N	1.00	\$ 32,460	1.00	1.00	\$ 13	\$ 26,707	Y
229	HA	02/02/15	30111	PERSONNEL MGMT SPECIALIST III	N	SR20	73	P	N	1.00	\$ 44,580	1.00	1.00	\$ 3,651	\$ 43,812	N
229	HA	01/05/15	31791	OFFICE ASSISTANT III	N	SR08	63	P	N	1.00	\$ 27,768	1.00	1.00	\$ 13	\$ 26,707	Y
229	HA	04/07/15	31791	OFFICE ASSISTANT III	N	SR08	63	P	N	1.00	\$ 27,768	1.00	1.00	\$ 13	\$ 26,707	Y
229	HA	08/03/15	31791	OFFICE ASSISTANT III	N	SR08	63	P	N	1.00	\$ 27,768	1.00	1.00	\$ 13	\$ 26,707	Y
229	HA	10/26/15	36360	ACCOUNT CLERK II	N	SR08	03	P	N	1.00	\$ 26,700	1.00	1.00	\$ 2,225	\$ 26,700	N
229	HA	10/16/14	41252	ACCOUNTANT IV	N	SR22	23	P	N	1.00	\$ 54,300	1.00	1.00	\$ 4,109	\$ 49,308	N
229	HA	09/16/14	41333	SECRETARY II	N	SR14	03	P	N	1.00	\$ 36,072	1.00	1.00	\$ 3,422	\$ 41,064	N
229	HA	11/13/15	41333	SECRETARY II	N	SR14	03	P	N	1.00	\$ 36,072	1.00	1.00	\$ 3,422	\$ 41,064	N
229	HA	10/02/14	42096	SECRETARY I	N	SR12	03	P	W	1.00	\$ 28,536	1.00	1.00	\$ 2,603	\$ 31,236	N
229	HA	08/26/15	42104	SECRETARY I	N	SR12	03	P	W	1.00	\$ 31,236	1.00	1.00	\$ 15	\$ 31,242	Y
229	HA	09/12/14	42107	ACCOUNTANT III	N	SR20	13	P	N	1.00	\$ 40,020	1.00	1.00	\$ 3,651	\$ 43,812	N
229	HA	01/27/15	100886	HOUSING DEVELOPMENT SPCLT I	Y	SRNA	13	T	W	1.00	\$ 51,312	1.00	1.00	\$ 7,500	\$ 90,000	N

Hawaii Public Housing Authority
 Positions Filled from July 1, 2014 to November 30, 2015

Table 15

<u>Prog ID</u>	<u>Sub-Org</u>	<u>Effective Date</u> <u>Position Filled</u>	<u>Position</u> <u>Number</u>	<u>Position Title</u>	<u>Exempt</u> <u>(Y/N)</u>	<u>SR Level</u>	<u>BU Code</u>	<u>T/P</u>	<u>MOF</u>	<u>Budgeted</u> <u>FTE</u>	<u>Budgeted</u> <u>Salary</u>	<u>Actual</u> <u>FTE</u>	<u>Adjusted</u> <u>Actual FTE</u>	<u>Actual</u> <u>Salary</u>	<u>Annualized</u> <u>Actual Salary</u>	<u>Occupied by 89</u> <u>Day Hire (Y/N)</u>
229	HA	12/18/14	100913	HEARINGS ASST	Y	SRNA	03	T	N	1.00	\$ 49,344	1.00	1.00	\$ 3,039	\$ 36,468	N
229	HA	10/12/15	100913	HEARINGS ASST	Y	SRNA	03	T	N	1.00	\$ 49,344	1.00	1.00	\$ 3,039	\$ 36,468	N
229	HA	10/07/15	100917	HSG COMPLIANCE & EVA SPCLT	Y	SRNA	13	T	N	1.00	\$ 43,812	1.00	1.00	\$ 5,410	\$ 64,920	N
229	HA	08/21/14	102034	HOUSING PLANNER (SPVR)	Y	SRNA	13	P	N	1.00	\$ 52,728	1.00	1.00	\$ 7,700	\$ 92,400	N
229	HA	03/25/15	103036	RESIDENT SERVICES PRGM SPCLT	Y	SRNA	13	T	N	1.00	\$ 40,548	1.00	1.00	\$ 4,275	\$ 51,300	N
229	HA	04/16/15	106429	INFORMATION TECHNOL SPCLT IV	N	SR22	73	T	N	1.00	\$ 48,228	1.00	1.00	\$ 23	\$ 47,403	Y
229	HA	08/12/15	106429	INFORMATION TECHNOL SPCLT IV	N	SR22	73	T	N	1.00	\$ 48,228	1.00	1.00	\$ 23	\$ 47,403	Y
229	HA	10/01/14	111874	RESIDENT SVCS PRGM SPCLT	Y	SRNA	13	T	N	1.00	\$ 47,400	1.00	1.00	\$ 3,950	\$ 47,400	N
229	HA	08/18/14	118751	ACCOUNT CLERK III	N	SR11	03	P	N	1.00	\$ 30,804	1.00	1.00	\$ 2,499	\$ 29,988	N
229	HA	07/01/15	120409	HOUSING BUILDING CONST INSP II	N	SR19	03	T	W	1.00	\$ 44,388	1.00	1.00	\$ 3,422	\$ 41,064	N
229	HA	07/28/14	120790	CT II	N	SR20	73	P	N	1.00	\$ 24,384	1.00	1.00	\$ 3,651	\$ 43,812	N
229	HA	01/16/15	121147	ACCOUNTANT III	N	SR20	13	P	W	1.00	\$ 42,132	1.00	1.00	\$ 3,651	\$ 43,812	N
229	HA	08/26/15	121147	ACCOUNTANT III	N	SR20	13	P	W	1.00	\$ 42,132	1.00	1.00	\$ 3,651	\$ 43,812	N
Double digit figures represent hourly wages of 89-day hires.																

Hawaii Public Housing Authority
 Unauthorized Positions as of November 30, 2015

Table 16

<u>Prog ID</u>	<u>Sub-Org</u>	<u>Date Established</u>	<u>Legal Authority</u>	<u>Position Number</u>	<u>Position Title</u>	<u>Exempt (Y/N)</u>	<u>SR Level</u>	<u>BU Code</u>	<u>T/P</u>	<u>MOF</u>	<u>FTE</u>	<u>Annual Salary</u>	<u>Filled (Y/N)</u>	<u>Occupied by 89 Day Hire (Y/N)</u>
(None)														

Hawaii Public Housing Authority
Overtime Expenditure Summary

Table 17

Prog ID	Sub-Org	Program Title	MOF	FY15 (actual)			FY16 (estimated)			FY17 (budgeted)		
				<u>Base Salary</u> \$\$\$\$	<u>Overtime</u> \$\$\$\$	<u>Overtime</u> Percent	<u>Base Salary</u> \$\$\$\$	<u>Overtime</u> \$\$\$\$	<u>Overtime</u> Percent	<u>Base Salary</u> \$\$\$\$	<u>Overtime</u> \$\$\$\$	<u>Overtime</u> Percent
220		Rental Housing Services	N	\$ 2,836,859	\$ 268,908	9.5%	\$ 2,879,411	\$ 272,942	9.5%	\$ 2,922,603	\$ 277,036	9.5%
220		Rental Housing Services	W	\$ 165,879	\$ 19,892	12.0%	\$ 168,367	\$ 20,191	12.0%	\$ 170,892	\$ 20,493	12.0%
222		Rental Assistance	N	\$ 318,959	\$ 10,551	3.3%	\$ 323,743	\$ 10,709	3.3%	\$ 328,599	\$ 10,869	3.3%
222		Rental Assistance	A	\$ 53,195	\$ 1,386	2.6%	\$ 53,993	\$ 1,406	2.6%	\$ 54,803	\$ 1,428	2.6%
229		HPHA Administration	N	\$ 1,285,899	\$ 138,661	10.8%	\$ 1,305,188	\$ 140,741	10.8%	\$ 1,324,765	\$ 142,852	10.8%
229		HPHA Administration	W	\$ 163,575	\$ 25,887	15.8%	\$ 166,029	\$ 26,275	15.8%	\$ 168,519	\$ 26,669	15.8%
					\$ 465,284			\$ 472,264				

Hawaii Public Housing Authority
Overtime Position List

Table 18

(Only for Positions the Sum of Overtime Paid and Value of Compensatory Time for which was at Least 10% of Base Pay during FY15)

Prog ID	Position No.	Bargaining Unit	Included in CB (Y/N)	Exempt (Y/N)	Temp or Perm (T/P)	MO F	Position Title	Salary Range Level	Base Annual Pay	Hours Exceeding Standard	FY 15					
											OT		Comp Time		Total OT/Comp	
											\$ Amount Paid	% of Base	Hours Earned	\$ Value of Hours Earned	% \$ Value of Base Salary	\$ Amount OT Paid + \$ Value Comp Hours Earned
229	2798	13	Y	N	P	W	Accountant V		\$ 59,458	275.75	\$ 11,824	19.9%		0.0%	\$ 11,824	19.9%
229	2799	13	Y	N	P	N	Accountant III		\$ 32,411	222.40	\$ 5,198	16.0%		0.0%	\$ 5,198	16.0%
220	2804	01	Y	N	P	N	Building Maintenance Worker I		\$ 47,118	151.57	\$ 5,150	10.9%		0.0%	\$ 5,150	10.9%
220	2806	01	Y	N	P	N	Building Maintenance Helper		\$ 39,167	143.12	\$ 4,042	10.3%		0.0%	\$ 4,042	10.3%
220	5642	01	Y	N	P	N	Building Maintenance Helper		\$ 39,102	287.02	\$ 8,093	20.7%		0.0%	\$ 8,093	20.7%
220	5643	01	Y	N	P	N	Housing Building Maintenance Helper		\$ 37,921	241.69	\$ 6,609	17.4%		0.0%	\$ 6,609	17.4%
229	5854	13	Y	N	P	N	Accountant III		\$ 47,762	718.82	\$ 24,759	51.8%		0.0%	\$ 24,759	51.8%
220	6132	01	Y	N	P	N	Building Maintenance Worker I		\$ 47,118	411.45	\$ 13,981	29.7%		0.0%	\$ 13,981	29.7%
220	6281	02	Y	N	P	N	Housing General Construction and Maintenance Supervisor I		\$ 55,649	498.36	\$ 20,000	35.9%		0.0%	\$ 20,000	35.9%
220	6681	01	Y	N	P	N	Housing General Labor II		\$ 36,137	316.91	\$ 8,259	22.9%		0.0%	\$ 8,259	22.9%
220	6727	01	Y	N	P	N	Housing Building Maintenance Worker I		\$ 47,118	268.50	\$ 9,123	19.4%		0.0%	\$ 9,123	19.4%
220	6786	01	Y	N	P	N	Building Maintenance Worker I		\$ 49,774	194.29	\$ 6,974	14.0%		0.0%	\$ 6,974	14.0%
220	6792	01	Y	N	P	N	Housing Building Maintenance Helper		\$ 41,325	138.20	\$ 4,118	10.0%		0.0%	\$ 4,118	10.0%
220	8631	01	Y	N	P	N	Building Maintenance Worker I		\$ 47,196	211.20	\$ 7,188	15.2%		0.0%	\$ 7,188	15.2%
220	8752	02	Y	N	P	N	General Construction and Maintenance Supervisor I		\$ 35,728	374.32	\$ 9,644	27.0%		0.0%	\$ 9,644	27.0%
220	8758	01	Y	N	P	N	General Laborer I		\$ 35,142	145.53	\$ 3,688	10.5%		0.0%	\$ 3,688	10.5%
220	8832	01	Y	N	P	N	Housing General Construction and Maintenance Supervisor I		\$ 53,504	212.64	\$ 8,205	15.3%		0.0%	\$ 8,205	15.3%
220	8835	01	Y	N	P	N	Housing Building Maintenance Worker II		\$ 49,999	333.39	\$ 12,021	24.0%		0.0%	\$ 12,021	24.0%
220	8846	01	Y	N	P	N	Housing Building Maintenance Worker I		\$ 47,118	365.24	\$ 12,411	26.3%		0.0%	\$ 12,411	26.3%
229	8848	01	Y	N	P	N	Building Maintenance Helper		\$ 39,102	136.44	\$ 3,847	9.8%		0.0%	\$ 3,847	9.8%
220	8851	01	Y	N	P	N	Housing Building Maintenance Worker I		\$ 45,148	232.21	\$ 7,560	16.7%		0.0%	\$ 7,560	16.7%
220	10378	01	Y	N	P	N	Building Maintenance Worker I		\$ 47,196	192.16	\$ 6,540	13.9%		0.0%	\$ 6,540	13.9%
220	11627	02	Y	N	P	W	Housing General Construction and Maintenance Supervisor I		\$ 48,158	399.59	\$ 13,877	28.8%		0.0%	\$ 13,877	28.8%
220	17665	23	Y	N	P	N	Public Housing Supervisor I		\$ 59,635	188.85	\$ 8,122	13.6%		0.0%	\$ 8,122	13.6%
229	36360	03	Y	N	P	N	Account Clerk II		\$ 22,164	134.42	\$ 2,149	9.7%		0.0%	\$ 2,149	9.7%

Hawaii Public Housing Authority
Overtime Position List

Table 18

(Only for Positions the Sum of Overtime Paid and Value of Compensatory Time for which was at Least 10% of Base Pay during FY15)

220	41066	01	Y	N	P	W	General Laborer II		\$ 36,136	173.53	\$ 4,522	12.5%			0.0%	\$ 4,522	12.5%
229	41267	13	Y	N	P	N	Program Budget Analyst IV		\$ 49,870	211.91	\$ 7,621	15.3%			0.0%	\$ 7,621	15.3%
220	41350	01	Y	N	P	N	Painter I		\$ 45,227	184.70	\$ 6,024	13.3%			0.0%	\$ 6,024	13.3%
229	42107	13	Y	N	P	N	Accountant III		\$ 31,034	176.44	\$ 3,949	12.7%			0.0%	\$ 3,949	12.7%
229	46278	03	Y	N	P	W	Accountant III		\$ 43,089	333.35	\$ 10,358	24.0%			0.0%	\$ 10,358	24.0%
220	101117	61	Y	N	P	N	Housing General Laborer I		\$ 11,466	161.43	\$ 1,335	11.6%			0.0%	\$ 1,335	11.6%
220	105752	61	Y	N	P	N	Housing General Laborer I		\$ 35,142	185.34	\$ 4,697	13.4%			0.0%	\$ 4,697	13.4%
229	111496	13	Y	N	P	N	Accountant III		\$ 48,997	237.24	\$ 8,383	17.1%			0.0%	\$ 8,383	17.1%
229	120619	01	Y	N	P	N	Housing Carpenter I		\$ 48,109	285.70	\$ 9,912	20.6%			0.0%	\$ 9,912	20.6%
220	120620	01	Y	N	P	N	Housing Carpenter I		\$ 41,325	231.59	\$ 6,902	16.7%			0.0%	\$ 6,902	16.7%
229	120624	01	Y	N	P	N	Housing Electrician I		\$ 55,634	145.55	\$ 5,840	10.5%			0.0%	\$ 5,840	10.5%
229	120625	01	Y	N	P	N	Housing Electrician I		\$ 55,634	199.87	\$ 8,019	14.4%			0.0%	\$ 8,019	14.4%
229	120628	02	Y	N	P	N	Housing Plumber I		\$ 53,551	300.35	\$ 11,599	21.7%			0.0%	\$ 11,599	21.7%
229	120629	01	Y	N	P	N	Housing Plumber I		\$ 30,293	457.65	\$ 9,998	33.0%			0.0%	\$ 9,998	33.0%
							GRAND TOTAL		\$ 1,695,652	10,078.70	#####	19.0%	-	-	0.0%	\$ 322,542	19.0%
							Totals by MOF	A	\$ -	0.00	\$ -	#DIV/0!	-	-	#DIV/0!	\$ -	#DIV/0!
								B	\$ -	0.00	\$ -	#DIV/0!	-	-	#DIV/0!	\$ -	#DIV/0!
								C	\$ -	0.00	\$ -	#DIV/0!	-	-	#DIV/0!	\$ -	#DIV/0!
								N	\$ 1,508,811	8,896.47	#####	18.7%	-	-	0.0%	\$ 281,960	18.7%
								P	\$ -	0.00	\$ -	#DIV/0!	-	-	#DIV/0!	\$ -	#DIV/0!
								R	\$ -	0.00	\$ -	#DIV/0!	-	-	#DIV/0!	\$ -	#DIV/0!
								T	\$ -	0.00	\$ -	#DIV/0!	-	-	#DIV/0!	\$ -	#DIV/0!
								U	\$ -	0.00	\$ -	#DIV/0!	-	-	#DIV/0!	\$ -	#DIV/0!
								W	\$ 186,841	1,182.22	\$ 40,582	21.7%	-	-	0.0%	\$ 40,582	21.7%
								X	\$ -	0.00	\$ -	#DIV/0!	-	-	#DIV/0!	\$ -	#DIV/0!

Hawaii Public Housing Authority
Overpayments as of November 30, 2015

Table 19

<u>Name of Employee</u>	<u>Date of Over-payment</u>	<u>Gross Amount Overpaid</u>	<u>Amount Recovered</u>	<u>Balance</u>	<u>Category</u>				<u>Reason for Overpayment</u>	<u>Referred to Attorney General</u>
					<u>Employed Occurred > 2 Years</u>	<u>Employed Occurred < 2 Years</u>	<u>Not Employed Occurred > 2 Years</u>	<u>Not Employed Occurred < 2 Years</u>		
[REDACTED]	1998	\$ 2,293.22	\$ 1,011.69	\$ 1,281.53			X			
[REDACTED]	2002	\$ 6,465.12	\$ 2,300.00	\$ 4,165.12			X			
[REDACTED]	2006	\$ 1,334.77	\$ 1,000.00	\$ 334.77			X			
[REDACTED]	2009	\$ 6,212.46	\$ -	\$ 6,212.46			X			
[REDACTED]	2009	\$ 1,251.73	\$ 100.00	\$ 1,151.73			X			
[REDACTED]	2009	\$ 2,048.06	\$ -	\$ 2,048.06			X			
[REDACTED]	2010	\$ 2,943.72	\$ -	\$ 2,943.72			X			
[REDACTED]	2011	\$ 4,452.17	\$ 3,933.49	\$ 518.68			X			
[REDACTED]	2012	\$ 221.84	\$ 144.10	\$ 77.74			X	Payroll Adjustment		
[REDACTED]	2012	\$ 673.91	\$ 635.84	\$ 38.07			X	Payroll Adjustment		

Hawaii Public Housing Authority
Active Contracts as of December 1, 2015

Table 20

Prog ID	MOF	Amount	Frequency (M/A/O)	Max Value	Outstanding Balance	Term of Contract			Entity	Contract Description	Explanation of How Contract is Monitored	POS Y/N	Category E/L/P/C/ G/S
						Date Executed	From	To					
HMS220	F	\$ 457,419.39	M	\$ 457,419.39	\$ 312,512.60	6/6/2013	7/15/2013	7/15/2016	Aqua Engineers	Individual Wastewater System (IWS) Maintenance - AMP 38	Monthly Site Visits and Desk Monitoring	N	S
HMS220	S	\$ 1,230,865.00	M	\$ 1,386,448.00	\$ 985,815.00	10/24/2013	11/12/2013	11/11/2016	First Quality Building & Design	Individual Wastewater System (IWS) Maintenance - AMP 37/43	Monthly Site Visits and Desk Monitoring	N	S
HMS220	F	\$ 243,904.70	M	\$ 243,904.70	\$ 163,021.29	11/12/2013	11/19/2013	11/18/2016	Kona Lua	Individual Wastewater System (IWS) Maintenance - AMP 46	Monthly Site Visits and Desk Monitoring	N	S
HMS229	S/F	\$ 375,468.00	M	\$ 375,468.00	\$ 143,076.00	5/15/2015	9/12/2014	1/15/2016	Helber Hastert & Fee Planners, Inc	2015 Environmental Review of State/Federal Public Housing Properties Statewide	Monthly Desk Monitoring	N	S
HMS220	F	\$ 12,617.45	M	\$ 21,875.79	\$ 9,915.50	6/5/2015	7/1/2015	6/30/2016	Kilgore Power Solutions, LLC	Preventive Maintenance Services to Emergency Generators at Various Public Housing Properties	Monthly Site Visits and Desk Monitoring	N	S
HMS220	F	\$ 8,548.80	M	\$ 8,548.80	\$ 6,055.60	6/26/2015	7/16/2015	7/15/2016	O&M enterprises	Operational and Preventative Maintenance Services for the Sewage Lift Pump Station - AMP 49	Monthly Site Visits and Desk Monitoring	N	S
HMS220	F	\$ 47,400.00	M	\$ 47,400.00	\$ 29,625.00	6/26/2015	7/1/2015	6/30/2016	O&M enterprises	Preventative Maintenance Services for the New Sewage Treatment Plant - AMP 49	Monthly Site Visits and Desk Monitoring	N	S
HMS220	S/F	\$ 14,020.95	M	\$ 14,020.95	\$ 14,020.95	8/4/2015	8/17/2015	8/16/2016	APN Alarm	Repair and Maintenance to Call-for-Aid Systems - AMP 34, AMP 35, MU42	Monthly Site Visits and Desk Monitoring	N	S
HMS220	S/F	\$ 45,967.00	M	\$ 45,967.00	\$ 45,967.00	9/30/2015	11/2/2015	10/31/2016	National Fire Protection Co. Inc	Maintenance Services for Fire Prevention Systems - AMP 34, AMP 35, MU42	Monthly Desk Monitoring	N	S
HMS220	S/F	\$ 56,370.38	M	\$ 56,370.38	\$ 47,717.59	9/4/2015	9/26/2015	9/25/2016	EMSS, Inc	Printing/Mailing Services for Monthly Tenant Rent Bills Statewide	Monthly Desk Monitoring	N	S
HMS220	S/F	\$ 87,857.50	M	\$ 87,857.50	\$ 87,857.50	12/1/2015	12/1/2015	6/30/2016	Emphasys Software	Emphasys Elite software maintenance, technical & training support	Monthly Desk Monitoring	N	S
HMS220	S/F	\$ 485,690.00	M	\$ 485,690.00	\$ 485,690.00	5/21/2014	5/21/2014	5/20/2017	EJP Consulting Group	Furnish Professional Consulting Services to Redevelop Mayor Wrights Homes and the HPHA's Administrative Offices	Monthly Desk Monitoring	N	S
HMS220	F	\$ 251,250.00	M	\$ 251,250.00	\$ 181,268.00	11/3/2014	11/5/2014	11/14/2017	Goldfarb & Lipman LLP	Professional Legal Services Related to HUD Programs	Monthly Site Visits and Desk Monitoring	N	C
HMS220	F	\$ 283,789.00	M	\$ 2,827,012.00	\$ 235,025.26	10/29/2015	10/31/2015	4/30/2016	Hawaii Affordable Properties, Inc.	Property Management, Maintenance and Resident Services - AMP 43	Monthly Site Visits and Desk Monitoring	N	S
HMS220	F	\$ 351,162.00	M	\$ 2,187,760.00	\$ 188,085.19	6/4/2015	5/31/2015	5/31/2016	Hawaii Affordable Properties, Inc.	Property Management, Maintenance and Resident Services - AMP 46	Monthly Site Visits and Desk Monitoring	N	S
HMS220	F	\$ 973,682.00	M	\$ 973,682.00	\$ 973,682.00	11/18/2015	11/30/2015	5/31/2016	Hawaii Affordable Properties, Inc.	Property Management, Maintenance Services - Ke Kumu Ekahi	Monthly Site Visits and Desk Monitoring	N	S

Hawaii Public Housing Authority
Active Contracts as of December 1, 2015

Table 20

Prog ID	MOF	Amount	Frequency (M/A/O)	Max Value	Outstanding Balance	Date Executed	From	To	Entity	Contract Description	Explanation of How Contract is Monitored	POS Y/N	E/L/P/C/ G/S
HMS220	F	\$ 467,311.00	M	\$ 2,286,294.00	\$ 402,051.82	9/16/2015	8/31/2015	8/31/2016	Hawaii Affordable Properties, Inc.	Furnish Property Management, Maintenance and Resident Services - AMP 49	Monthly Site Visits and Desk Monitoring	N	S
HMS220	F	\$ 724,538.00	M	\$ 1,773,794.00	\$ 387,641.04	11/30/2015	11/30/2015	11/30/2016	Realty Laua, LLC	Furnish Property Management, Maintenance and Resident Services - AMP 50	Monthly Site Visits and Desk Monitoring	N	S
HMS220	F	\$ 645,632.00	M	\$ 3,352,993.00	\$ 373,172.57	8/31/2014	8/31/2015	8/31/2016	Realty Laua, LLC	Furnish Property Management, Maintenance and Resident Services - AMP 40	Monthly Site Visits and Desk Monitoring	N	S
HMS220	F	\$ 1,160,696.00	M	\$ 2,839,431.00	\$ 215,635.91	8/31/2014	8/31/2015	2/29/2016	Realty Laua, LLC	Furnish Property Management, Maintenance and Resident Services - AMP 44	Monthly Site Visits and Desk Monitoring	N	S
HMS220	S/F	\$ 4,847,666.26	M	\$ 4,847,666.26	\$ 4,847,666.26	12/17/2015	10/1/2015	2/29/2016	Universal Protection Service, LP	Security Services - AMP 31, AMP 32, AMP 35	Daily Site Visits and Desk Monitoring	N	S
HMS229	F	\$ 203,622.90	Upon Deliv	\$ 203,622.90	\$ 33,937.15	6/8/2015	7/1/2015	12/31/2015	Lion's Cleaning	Custodial Services - HPHA's Central Offices	Site Delivery/Desk Monitoring	N	S
HMS220	S/F	\$ 1,108,259.05	M	\$ 2,124,741.97	\$ 641,375.48	6/17/2015	7/1/2015	6/30/2016	Pacific Appliance	Furnish Refrigerators for Various State/Federal Low Income Public Housing Properties Statewide	Monthly Site Visits and Desk Monitoring	N	S
HMS222	F	\$ 792,258.00	M	\$ 792,258.00	\$ 792,258.00	7/1/2015	7/1/2015	6/30/2016	Dept. of Community Services, C&C of Honolulu	Outreach Services and Case Management for Sections 8/Federal Low Income Family Self-Sufficiency (FSS) Program	Monthly Site Visits and Desk Monitoring	Y	S
HMS220	S/F	\$ 11,259.96	M	\$ 62,751.35	\$ 8,444.97	8/14/2015	9/1/2015	8/31/2016	Garden Isle Disposal, Inc	Refuse Collection Services - AMP 38	Monthly Site Visits and Desk Monitoring	N	S
HMS220	F	\$ 327,140.00	M	\$ 1,203,915.00	\$ 68,490.81	1/15/2014	7/15/2015	1/15/2016	Realty Laua, LLC	Provide Property Management, Maintenance and Resident Services - AMP 45	Monthly Site Visits and Desk Monitoring	N	S
HMS220	S/F	\$ 29,804.88	M	\$ 75,512.52	\$ 8,954.40	4/3/2015	2/1/2015	1/31/2016	Pacific Waste, Inc	Refuse Collection Services - AMP 46	Monthly Site Visits and Desk Monitoring	N	S
HMS220	F	\$ 35,817.60	Upon Deliv	\$ 71,635.20	\$ 8,954.40	6/1/2015	2/1/2015	1/31/2016	Services Hawaii Rubbish Solutions	Refuse Collection Services - AMP 46	Monthly Site Visits and Desk Monitoring	N	S
HMS220	S	\$ 1,149,588.00	M	\$ 2,259,488.00	\$ 461,927.88	4/30/2015	3/31/2015	3/31/2016	Hawaii Affordable Properties, Inc.	Furnish Property Management, Maintenance and Resident Services - MU 42	Monthly Site Visits and Desk Monitoring	N	S
HMS220	S/F	\$ 369,211.06	M	\$ 921,671.20	\$ 304,924.74	6/30/2015	7/1/2015	6/30/2016	Pacific Appliance	Gas and Electric Ranges for Various State and Federal Low Income Public Housing Properties Statewide	Site Delivery/Desk Monitoring	N	S
HMS220	F	\$ 539,052.00	M	\$ 1,271,941.35	\$ 301,191.84	6/30/2015	7/1/2015	6/30/2015	Support Services Group	Refuse Collections Services - AMP 31, AMP 32, AMP 34, AMP 35, AMP 40, AMP 45, AMP 49, AMP 50, MU 42	Monthly Site Visits and Desk Monitoring	N	S
HMS220	F	\$ 104,524.32	M	\$ 208,382.88	\$ 69,682.88	6/30/2015	7/1/2015	6/30/2016	Honolulu Disposal Service, Inc	Refuse Collection Services - AMP 33	Monthly Site Visits and Desk Monitoring	N	S
HMS220	F	\$ 42,313.32	M	\$ 83,353.32	\$ 24,682.77	6/22/2015	7/1/2015	6/30/2016	Aloha Waste Systems	Refuse Collection Services - AMP 39	Monthly Site Visits and Desk Monitoring	N	S

Hawaii Public Housing Authority
Active Contracts as of December 1, 2015

Table 20

Prog ID	MOF	Amount	Frequency (M/A/O)	Max Value	Outstanding Balance	Date Executed	From	To	Entity	Contract Description	Explanation of How Contract is Monitored	POS Y/N	E/L/P/C/ G/S
HMS220	S/F	\$ 109,909.80	M	\$ 255,740.38	\$ -	6/30/2015	7/1/2015	6/30/2016	Pacific Waste, Inc	Refuse Collection Services - AMP 37, AMP 43	Monthly Site Visits and Desk Monitoring	N	S
HMS220	S/F	\$ 96,994.92	M	\$ 190,024.68	\$ 96,994.92	6/30/2015	7/1/2015	6/30/2016	Maximum Events Security	Security Services - AMP 34	Monthly Site Visits and Desk Monitoring	N	S
HMS220	F	\$ 304,062.93	M	\$ 344,990.52	\$ 75,265.27	6/30/2015	7/1/2015	6/30/2016	Roll-Offs Hawaii, Inc	Refuse Collection Services - AMP 30, AMP 44	Monthly Site Visits and Desk Monitoring	N	S
HMS229	F	\$ 413,472.00	M	\$ 413,472.00	\$ 413,472.00	7/24/2015	3/31/2015	3/31/2016	Realty Laua, LLC	Furnish Property Management and Maintenance and Services - Ka Hale Kamehaikana Community Resource Center	Monthly Site Visits and Desk Monitoring	N	S
HMS220	S/F	\$ 19,013.40	M	\$ 38,026.80	\$ 14,260.05	8/31/2015	9/1/2015	8/31/2016	Island Refuse	Refuse Collection Services - AMP 39	Monthly Site Visits and Desk Monitoring	N	S
HMS220	S/F	\$ 194,495.40	M	\$ 194,495.40	\$ 194,495.40	11/16/2015	11/1/2015	10/31/2016	American Guard Services	Security Services - AMP 33	Monthly Site Visits and Desk Monitoring	N	S
HMS220	S/F	\$ 304,611.45	M	\$ 304,611.45	\$ 304,611.45	11/16/2015	11/1/2015	10/31/2016	Alii Security Systems, Inc	Security Services - AMP 30	Monthly Site Visits and Desk Monitoring	N	S

Hawaii Public Housing Authority
 FY16 Appropriation Status

Table 21

Act/ Year	ProgID	Seq No.	Description	Comments	FY16 Appropriation			Amount used as of			Comments	
					MO F	Temp Pos.	Perm. Pos.	Amount	Temp Pos.	Perm. Pos.		Amount
Act119/15	HMS220	210001	GOVERNOR'S MESSAGE (2/10/15): ADD FUNDS FOR STATE FAMILY AND STATE ELDERLY HOUSING FACILITIES (HMS220/RH).	LEGISLATURE DOES NOT CONCUR. REDUCE 3,000,000 IN FY17.DETAIL OF ADJUSTED GOVERNOR'S REQUEST: STATE HOUSING SUBSIDY (FY16: 3,000,000)	A	-	-	\$ 3,000,000	-	-	-	Currently in the process of encumbering these funds.

Hawaii Public Housing Authority
 Capital Improvements Program (CIP) Requests

Table 22

<u>Prog ID</u>	<u>Prog ID</u> <u>Priority</u>	<u>Dept- Wide</u> <u>Priority</u>	<u>Senate</u> <u>District</u>	<u>Rep.</u> <u>District</u>	<u>Project Title</u>	<u>MOF</u>	<u>FY17 \$\$\$</u>
HMS220	1		0	0	Lump Sum Public Housing Improvements, and Renovations, Statewide	C	\$ 25,000,000
HMS220	3		0	0	Expedite Repair of Vacant Units	C	\$ 6,000,000
HMS220	2		0	0	Convert Project Funded Positions to "A" funds	A	\$ 560,000
HMS220			0	0	Convert Project Funded Positions to "A" funds	C	\$ (850,000)

Hawaii Public Housing Authority
 CIP Lapses

Table 23

<u>Prog ID</u>	<u>Act/Year of Appropriation</u>	<u>Project Title</u>	<u>MOF</u>	<u>Lapse Amount</u> \$\$\$\$	<u>Reason</u>
NONE	NONE	NONE	NONE	NONE	NONE

Hawaii Public Housing Authority
Division Resources

Table 24

<u>Division</u>	<u>Associated Program IDs</u>
-----------------	-------------------------------

Hawaii Public Housing Authority
Program ID Sub-Organizations

Table 25

<u>Program ID</u>	<u>Sub-Org Code</u>	<u>Name</u>	<u>Objective</u>
-------------------	-------------------------	-------------	------------------

Hawaii Public Housing Authority
Organization Changes

Table 26

<u>Year of Change</u> <u>FY16/FY17</u>	<u>Page</u> <u>Number</u>	<u>Description of Change</u>
None		None