

**JOSH GREEN. M.D.**  
GOVERNOR



**MAKALAPUA ALENCASTRE, ED. D**  
CHAIRPERSON

STATE OF HAWAII  
**STATE PUBLIC CHARTER SCHOOL COMMISSION**  
**('AHA KULA HO'ĀMANA)**

<http://CharterCommission.Hawaii.Gov>  
1111 Bishop Street, Suite 516, Honolulu, Hawaii 96813  
Tel: (808) 586-3775 Fax: (808) 586-3776

---

DATE: January 6, 2026

TO: Representative Chris Todd, Chair  
House Committee on Finance

FROM: Ed H. Noh, Ed. D; Executive Director  
State Public Charter School Commission

SUBJECT: EDN 600 and EDN 612 Supplemental FY2026-2027 Budget Briefing Testimony

---

Chair Todd, Vice Chair Takenouchi, and members of the Committee:

The State Public Charter School Commission ("Commission") appreciates this opportunity to submit this testimony on its proposed budget for the Supplemental FY 2026-2027 for EDN 600 and EDN612. Section 1 of this testimony will focus on EDN 600-Charter Schools and Section 2 will cover EDN 612-Charter Schools Commission and Administration. As the sole authorizer of charter schools in the state, the Commission oversees the executive budgetary process for itself (program ID- EDN 612), and for all 38 operating public charter schools (program ID- EDN 600).

We appreciate your continuing support of Hawai'i's 40 public charter schools and over 13,300 students.

## **SECTION 1- EDN 600: CHARTER SCHOOLS**

### **OVERVIEW**

#### **A. Mission Statement**

Charter schools provide parents and students within the State of Hawai'i an alternative to the traditional public school experience. Charter schools, while subject to the same State accountability requirements as all other public schools, serve as incubators of innovative approaches to educational, governance, financing, administration, curricula, technology, instructional and assessment strategies.

40 public charter schools currently operate in the State of Hawaii: Kauai (6), Maui (1), Molokai (1), Hawaii (14) and Oahu (18). The newest charter school, Namahana School in the Kīlauea area on the island of Kaua'i, opened in August 2025 with a focus on 'āina and community-based education. Additionally, two Pre-K only charter schools opened on O'ahu, Parkway Village Preschool and Waikiki Community Preschool, as a part of the Ready Keiki Initiative.

Public charter school enrollment for the 2025-2026 fiscal year is **13,313 students**, which represents an increase of about 2% from the previous year's enrollment of 13,054 (259 students). These enrollment numbers are based on the official enrollment count on October 15, 2025 which determines per pupil charter school funding.

#### **Strategic Objectives, Goals, and Performance Metrics**

All public charter schools operate on individualized charter contracts that establish Academic, Organizational, and Financial Performance expectations, with the understanding that failure to meet those expectations and/or performance measures, may result in non-renewal of the charter contract and school closure.

As a part of the current charter contract (Contract 4.0), all charter schools are required to articulate their practice around measuring their charter school's alignment to their school mission. All charter schools on contract 4.0 have designed and implemented mission aligned measures and report to the Commission annually on their progress. This ensures that charter schools are meeting the needs of their communities through their unique charter approved missions as stated in their contract.

At this time, the Commission is preparing for the renewal of thirteen charter schools; performance reports, which evaluate the schools under the Performance Framework upon which the charter contract is based, are available here. These performance reports provide the basis and charter school performance data upon which the Commission will make renewal decisions.

## **B. Current Statewide Conditions**

The statewide condition of charter schools remains positive. Charter schools continue to offer a school model of choice by demand as evidenced by the continued enrollment growth, including waitlists.

Academic proficiency across the charter school portfolio demonstrates varied performance when benchmarked against state averages. In 2024-25, eight out of 35 charter schools (22.9%) exceeded state proficiency rates in all three areas tested (ELA, Math, and Science) on the Smarter Balanced Assessment (SBA). Overall, 13 of 35 schools (37.1%) exceeded the state in at least one area. These figures represent a decline from 2020-2021, when 26.9% (7 of 26 schools) exceeded the state in all three subjects and 57.7% (15 of 26 schools) exceeded the state in at least one area.

When examined by individual subjects, 30.6% (11 of 36 schools) exceeded the state proficiency rate in ELA, 27.8% (10 of 36 schools) exceeded the state rate in mathematics, and 30.6% (11 of 36 schools) exceeded the state rate in Science. Over the five-year contract period, the percentage of charter schools exceeding state performance has remained relatively stable in ELA (ranging from 30.6% to 37.1%) and mathematics (26.5% to 29.4%), while science has declined notably from 51.9% (14 of 27 schools) in 2020-2021 to 30.6% (11 of 36 schools) in 2024-2025.

However, when measuring growth data, 93.6% of charter schools (29 of 31 schools) in ELA met or exceeded the state's growth benchmark and made at least one year's worth of academic growth. In Math, 87.1% of charter schools (27 of 31 schools) met or exceeded the benchmark and 100% of charter schools met or exceeded the growth benchmark in at least one subject area for ELA and Math. When examining the gap data between high needs students (Special Education, English Language, Economically Disadvantaged) and non-high needs students, 75% of charter schools (24 of 32 schools) outperformed the State in ELA and 87.5% (28 of 32 schools) addressed the gap in Math. Combined, 70% of charter schools closed the gap in both subject areas. (Note: Kaiapuni schools and/or schools with suppressed data due to small n size were not part of the growth and gap data analysis.)

The Specific and individual school performance data for the portfolio of charter schools on these measures can be found in the Commission's annual report.

## **C. Federal Funds**

In Hawai'i, the Department of Education (DOE) serves as both the State Educational Agency (SEA) and the Local Educational Agency (LEA) and is the sole recipient of most federal educational funding in the state. Public charter schools receive federal funding from the DOE for the major federal education programs such as Title I, Part A; Title II, Part A; Title III; and IDEA, Part B. This past fiscal year, approximately **\$9.8 million** was distributed to public charter schools for federally funded educational programs. The Schedule of Expenditures of Federal Awards (SEFA) from the Commission's Annual Audit for FY 2024-2025 can be found in the Commission's annual report.

At this time, the status and continued funding for major federal education programs remains uncertain though funding for the current fiscal year has been provided. The actions of the federal government to abolish the federal Department of Education have contributed to the uncertainty and concerns that these programs (and the funding associated with them) will be significantly modified or discontinued entirely.

#### D. Non-general Funds

EDN 600 (Charter Schools) does not have any non-general funds to report.

#### E. Budget Requests

	FY2025-2026	FY2026-2027
General Funds	\$159,798,565	\$162,578,377
Federal Funds	\$5,042,000	\$5,042,000
Other Means of Financing	\$0	\$0
Total Program Cost	<b>\$164,840,565</b>	<b>\$167,620,377</b>

The chart above provides the biennium allocations for EDN 600 (Charter Schools) as provided in the biennium budget for fiscal years 2026 and 2027.

For the upcoming supplemental year, FY 2026-2027, the following budget adjustment has been proposed in the Executive Budget:

- Per Pupil Adjustment Placeholder
  - Decrease in general (Per Pupil) funding: **(-\$1,818,240)** for FY2026-2027.  
Purpose of request: Statutory adjustment made to equalize per-pupil funding due to proposed adjustments to major DOE program IDs (EDN 100, EDN 200, EDN 300, and EDN 400).

Funding for public charter schools are determined by the operating appropriation to the Hawai'i Department of Education (DOE) program IDs (EDN 100, EDN 200, EDN 300, and EDN 400) and the schools' pro rata enrollment compared to the total public education enrollment.

#### F. Budget Adjustments

The budget adjustments/requests provided in the Executive Biennium budget result from the adjustments/additions to the DOE budget, pursuant to the charter school funding methodology provided in §302D-28, HRS.

Adjustments of the DOE budget affect the charter school per pupil amount, which is a lump sum funding allocation.

## **SECTION 2- EDN 612: CHARTER SCHOOL COMMISSION AND ADMINISTRATION**

### **OVERVIEW**

#### **A. Mission Statement**

The statutory mission of the Commission is “to authorize high-quality public charter schools throughout the State.” (HRS 302D-3(b)). The Commission’s strategic vision for the chartering of these high-quality schools is that they provide excellent and diverse educational options for Hawai‘i’s families, prepare our students for future academic or career success, and contribute meaningfully to the continued improvement of Hawai‘i’s public education system as a whole.

Section 302D-3, HRS, establishes the Commission as an agency administratively attached to the Department of Education (DOE) that is empowered with statewide chartering jurisdiction and authority. As the charter school authorizer, the Commission:

1. Serves as the point of contact between the DOE and public charter schools;
2. Ensures the compliance of public charter schools with all applicable state and federal laws;
3. Serves as the pass-through for the distribution of federal funds provided to the DOE and allocated to public charter schools; and
4. Serves as the pass-through for the distribution of per-pupil funding received from the State and allocated to public charter schools.

#### **Strategic Objectives, Goals, and Performance Metrics**

This past year, the Commission implemented Budgetary Measures of Effectiveness for both itself and charter schools. These measures were developed to align with and complement the revisions to the Commission’s strategic plan that has taken place over the past few years. In this first year, the Commission has found that some of these performance measures for EDN 600 and EDN 612 will need adjustment due to restrictions with data collection and disaggregation.

#### **B. Current Statewide Conditions**

The Commission recently opened three new charter schools: Namahana in Kilauea, Kau‘i and two PreK Only Charters on O‘ahu, Parkway Village in Kapolei, and Waikikī Community Preschool. For SY25-26, three prospective organizations submitted an application to open a charter school as part of our annual application process. Application results will be announced in late spring.

The Commission is exercising its statutory duties as the authorizer by keeping charter schools accountable. While challenging, closing Kamalani Academy in Wahiawa, O‘ahu was the correct

action after many years of contract conditions that did not improve over time. As difficult as it was to close a school, the Commission implemented closure protocols and worked closely with school staff to ensure a smooth transition for families as they registered their children in nearby schools.

Other perennial challenges are facilities funding, collective bargaining, and statewide initiatives that benefit charter school students. Without dedicated facilities funding, per pupil monies are diverted from staffing, educational programs and materials, and allocated towards building rent or other land costs. As public schools, all staff are part of a collective bargaining unit (BU5, BU6, UPW, etc) which must be addressed annually. A separate Program ID besides EDN 600 will expedite the process and provide payment to the appropriate employee versus distributing the funds as a per pupil amount. Other challenges that impact statewide conditions is recognizing that charters as public schools so that charter students benefit from the same opportunities as their counterpart Department students, such as Hawaii Keiki health programs, dual credit or early college options.

### **Charter School Early Learning Program**

In SY 2025-2026, the Commission, with the support of our state legislature, added 15 more pre-K classrooms, bringing the total to 33 across 13 charter schools statewide. Today, charter schools can serve up to 608 pre-K students. This added 239 more slots, creating life-changing opportunities for more three- and four-year-olds across the state of Hawai'i, contributing to the Ready Keiki Initiative. This expansion included two pre-K-only charter schools in its portfolio – Parkway Villages Preschool in Kapolei, and Waikiki Community Preschool.

These pre-K-only charter schools have the opportunity to offer a mixed-delivery system with their associated non-profit by providing before- and/or after-care for working families. The challenge, though, is that these stand-alone pre-K-only charter schools are funded at the same level as other pre-K programs in charter schools that serve K-12 students, at \$171,000 per classroom. The initial implementation of the Pre-K-only charter schools has found funding challenges associated with this new model of early learning. These Pre-K-only schools pay rent, have associated facility maintenance costs, and must develop and hire an administrative level of school leadership, which has resulted in budgetary shortfalls. These pre-K-only charter schools are required to seek private donations to make up this difference, which is not sustainable. While the commission understands that these are challenging fiscal times, the sustainability of these critically important pre-K-only charter schools serving Hawai'i's families is at risk.

### **C. Federal Funds**

For the 2024-2025 fiscal year, the Commission received and administered approximately **\$10.3 million** in federal educational funds. Of those total federal funds, the Commission expended **\$517,795** or approximately five percent, of the funds received. The Schedule of Expenditures of Federal Awards (SEFA) from the Commission's Annual Audit for FY2024-2025 will be posted on the Commission's annual report.

The Commission receives federal funding through the DOE for the major federal education programs such as Title I, Part A; Title II, Part A; Title III; and IDEA, Part B. These funds, specifically Title I funds, are used to provide direct support to schools identified for comprehensive support and improvement (CSI) and targeted support and achievement (TSI). This past fiscal year, the Commission continued programs intended to assist in academic growth and achievement, including the alignment of mission and vision in curriculum and instructional methodology.

As previously discussed, the status and continued funding for major federal education programs remains uncertain due to the efforts to dismantle the federal Department of Education.

#### **D. Non-general Funds**

EDN 612 (Charter School Commission and Administration) does not have any non-general funds to report.

#### **E. Budget Requests**

	<b>FY2025-2026</b>	<b>FY2026-2027</b>
General Funds	\$12,554,269	\$12,564,269
Federal Funds	\$1,800,000	\$1,800,000
Other Means of Financing	\$0	\$0
Total Program Cost	<b>\$14,354,269</b>	<b>\$14,364,269</b>

The general funding allocations for EDN 612 in the executive biennium budget request contains two distinct components- the operating funds for the Commission and the operating funds for the Early Education Learning program in charter schools.

The executive biennium budget provides **\$9,130,000** in general funds for the Early Education Learning program in charter schools for both years of the biennium. This funding in FY25 allows for the operation of 48 Pre-kindergarten classrooms.

Also included in the funding of the Commission is **\$1,510,610** in general funds for the Hawaii Keiki program which will provide health and tele-health services to charter schools.

For the upcoming supplemental FY 2026-2027, there are no budget requests proposed in the Executive Budget for EDN 612.

#### **F. Budget Adjustments**

There are no proposed budget adjustments for EDN 612 for fiscal year 2026-2027.

Department of Education- Charter Schools  
Functions

Table 1

<u>Division</u>	<u>Description of Function</u>	<u>Activities</u>	<u>Prog ID(s)</u>	<u>Dept-Wide Priority</u>	<u>Statutory Reference</u>
DOE- Charter Schools					
Function 1	Implement alternative frameworks with regard to curriculum, facilities management, instructional approach, virtual education, length of school day, week, or year, and personnel management	Operation and administration of public charter schools	EDN 600	N/A	HRS302D-1
DOE- SPCSC					
Function 1	Continually monitor the performance and legal compliance of the public charter schools.	Monitor, in accordance with charter contract terms, the performance and legal compliance of public charter schools; determine whether each charter contract merits renewal, nonrenewal, or revocation.	EDN 612	N/A	HRS 302D-3(b); HRS 302D-5
		Annually publish and provide, as part of its annual report to the Board of Education and the Legislature, a performance report for each public charter school it oversees.	EDN 612	N/A	HRS 302D-3(b); HRS 302D-5
	Authorize high-quality public charter schools throughout the state.	Solicit and evaluate charter applications; approve quality charter applications and decline weak or inadequate applications; and negotiate and execute sound charter contracts with each approved charter applicant and with existing public charter schools.	EDN 612	N/A	HRS 302D-3(b); HRS 302D-5
Function 2		Act as a point of contact between the department and a public charter school it authorizes; ensure compliance of a public charter school it authorizes with all applicable state and federal laws, including reporting requirements; receive and distribute applicable federal funds from the department to the public charter school; and receive and distribute per-pupil funding from the department of budget and finance to the public charter school it authorizes.	EDN 612	N/A	HRS 302D-3(b); HRS 302D-5



Department of Education- Charter Schools  
Department-Wide Totals

Table 2

Fiscal Year 2026					
Budget Acts Appropriation	Reductions	Additions		Total FY26	MOF
\$ 172,352,834.00	\$ (855,430.00)	\$ 1,849,564.00		\$ 173,346,968.00	A
\$ 6,842,000.00				\$ 6,842,000.00	N
				\$ -	
				\$ -	
				\$ -	
				\$ -	
\$ 179,194,834.00	\$ (855,430.00)	\$ 1,849,564.00	\$ -	\$ 180,188,968.00	Total
Fiscal Year 2027					
Budget Acts Appropriation	Reductions	Additions		Total FY27	MOF
\$ 175,142,646.00				\$ 175,142,646.00	A
\$ 6,842,000.00				\$ 6,842,000.00	N
				\$ -	
				\$ -	
				\$ -	
				\$ -	
\$ 181,984,646.00	\$ -	\$ -	\$ -	\$ 181,984,646.00	Total

Department of Education- Charter Schools  
Program ID Totals

Table 3

Prog ID	Program Title	MOF	As budgeted (FY26)			As budgeted (FY27)			Governor's Submittal (FY26)				Governor's Submittal (FY27)			
			Pos (P)	Pos (T)	\$\$\$	Pos (P)	Pos (T)	\$\$\$	Pos (P)	Pos (T)	\$\$\$	Percent Change of \$\$\$\$	Pos (P)	Pos (T)	\$\$\$	Percent Change of \$\$\$\$
EDN 600	CHARTER SCHOOLS	A			\$ 159,798,565			\$ 162,578,377			\$ 159,798,565	0%			\$ 160,760,137	-1%
EDN 600	CHARTER SCHOOLS	N			\$ 5,042,000			\$ 5,042,000			\$ 5,042,000	0%			\$ 5,042,000	0%
EDN 612	CHARTER SCHOOL COMMISSION & ADMINISTRATION	A	81.12		\$ 12,554,269	81.12		\$ 12,564,269	81.12		\$ 12,554,269	0%	81.12		\$ 12,564,269	0%
EDN 612	CHARTER SCHOOL COMMISSION & ADMINISTRATION	N	6.88		\$ 1,800,000	6.88		\$ 1,800,000	6.88		\$ 1,800,000	0%	6.88		\$ 1,800,000	0%

						Initial Department Requests						Budget and Finance Recommendations						Governor's Decision					
Prog ID	Sub-Org	Type of Req.	Description of Request	MOE	Priority #	FY26			FY27			FY26			FY27			FY26			FY27		
						Pos (P)	Pos (T)	\$\$\$	Pos (P)	Pos (T)	\$\$\$	Pos (P)	Pos (T)	\$\$\$	Pos (P)	Pos (T)	\$\$\$	Pos (P)	Pos (T)	\$\$\$	Pos (P)	Pos (T)	\$\$\$
EDN600		HC	Teacher Differential Funds- Actual Cost	A	1						\$ 450,000						0						0
EDN 612			College Prep/Dual Credit Charter School Pilot Program	A	2						\$ 100,000						0						0
EDN 612			Pre-K Only- Additional Funding	A	3						\$ 790,000						0						0
EDN 600			per Pupil Adjustment Placeholder	A							\$ -						0						\$ (1,818,240)

Department of Education- Charter Schools  
FY 2025 - FY 2027 Restrictions

Table 5

<u>Fiscal</u> <u>Year</u>	<u>Prog ID</u>	<u>Sub-Org</u>	<u>MOF</u>	<u>Budgeted by</u> <u>Dept</u>	<u>Restriction</u>	<u>Difference</u> <u>Between</u> <u>Budgeted &amp;</u> <u>Restricted</u>	<u>Percent Difference</u>	<u>Impact</u>	
2025	EDN 612		A	\$ 12,554,269	\$ (849,430)	\$ 11,704,839	-6.8%	Reduced operating funds for the Charter School Commission and Charter School Early Learning program administration.	
2026	EDN 612		A	\$ 12,554,269	\$ (855,430)	\$ 11,698,839	-6.8%	Reduced operating funds for the Charter School Commission and Charter School Early Learning program administration.	
2027	EDN612		A	\$ 12,564,269	\$ -	\$ -	0.0%		

Department of Education- Charter Schools  
Emergency Appropriation Requests

Table 6

<u>Prog ID</u>	<u>Description of Request</u>	<u>Explanation of Request</u>	<u>MOF</u>	<u>Pos (P)</u>	<u>Pos (T)</u>	<u>\$\$\$</u>
EDN 600	NONE					
EDN 612	NONE					

Department of Education- Charter Schools  
 All Transfers in FY26 and FY27

Table 7

<u>From</u> <u>Prog ID</u>	<u>To</u> <u>Prog ID</u>	<u>Actual or</u> <u>Anticipated</u> <u>Date of</u> <u>Transfer</u>	<u>MOF</u>	<u>Pos (P)</u>	<u>Pos (T)</u>	<u>\$\$\$</u>	<u>Percent of Program ID</u> <u>Appropriation</u> <u>Transferred From</u>	<u>Percent of Receiving</u> <u>Program ID</u> <u>Appropriation</u>	<u>Reason for Transfer</u>	<u>Recurring</u> <u>(Y/N)</u>
NONE										

Department of Education- Charter Schools  
Vacancy Report as of November 30, 2025

Table 8

Prog ID	Sub-Org	Date of Vacancy	Expected Fill Date	Position Number	Position Title	Exempt (Y/N)	SR Level	BU Code	Perm Temp (P/T)	FTE	MOF	Budgeted Amount	Actual Salary Last Paid	Authority to Hire (Y/N)	Occupied by 89-Day Hire (Y/N)	# of 89 Hire Appts	Describe if Filled by other Means	
EDN612		9/15/2025	2/1/2026	99730E	Equity and Compliance Specialist	Y			P	1.00	A	\$ 97,000	\$ 97,000	Y	N	0		1
EDN 612		7/1/2025	7/15/2026		Pre-school Teacher	N		5	P	1.00	A	\$ 75,000	N/A	Y	N	0		2A
EDN 612		7/1/2025	7/15/2026		Pre-school Teacher	N		5	P	1.00	A	\$ 75,000	N/A	Y	N	0		2A
EDN 612		7/1/2025	7/15/2026		Pre-school Teacher	N		5	P	1.00	A	\$ 75,000	N/A	Y	N	0		2A
EDN 612		7/1/2025	7/15/2026		Pre-school Teacher	N		5	P	1.00	A	\$ 75,000	N/A	Y	N	0		2A
EDN 612		7/1/2025	7/15/2026		Pre-school Teacher	N		5	P	1.00	A	\$ 75,000	N/A	Y	N	0		2A
EDN 612		7/1/2025	7/15/2026		Pre-school Teacher	N		5	P	1.00	A	\$ 75,000	N/A	Y	N	0		2A
EDN 612		7/1/2025	7/15/2026		Pre-school Teacher	N		5	P	1.00	A	\$ 75,000	N/A	Y	N	0		2A
EDN 612		7/1/2025	7/15/2026		Pre-school Teacher	N		5	P	1.00	A	\$ 75,000	N/A	Y	N	0		2A
EDN 612		7/1/2025	7/15/2026		Pre-school Teacher	N		5	P	1.00	A	\$ 75,000	N/A	Y	N	0		2A
EDN 612		7/1/2025	7/15/2026		Pre-school Teacher	N		5	P	1.00	A	\$ 75,000	N/A	Y	N	0		2A
EDN 612		7/1/2025	7/15/2026		Pre-school Teacher	N		5	P	1.00	A	\$ 75,000	N/A	Y	N	0		2A
EDN 612		7/1/2025	7/15/2026		Pre-school Teacher	N		5	P	1.00	A	\$ 75,000	N/A	Y	N	0		2A
EDN 612		7/1/2025	7/15/2026		Pre-school Teacher	N		5	P	1.00	A	\$ 75,000	N/A	Y	N	0		2A
EDN 612		7/1/2025	7/15/2026		Educational Assistant III	N		3	P	1.00	A	\$ 40,000	N/A	Y	N	0		2B
EDN 612		7/1/2025	7/15/2026		Educational Assistant III	N		3	P	1.00	A	\$ 40,000	N/A	Y	N	0		2B
EDN 612		7/1/2025	7/15/2026		Educational Assistant III	N		3	P	1.00	A	\$ 40,000	N/A	Y	N	0		2B
EDN 612		7/1/2025	7/15/2026		Educational Assistant III	N		3	P	1.00	A	\$ 40,000	N/A	Y	N	0		2B
EDN 612		7/1/2025	7/15/2026		Educational Assistant III	N		3	P	1.00	A	\$ 40,000	N/A	Y	N	0		2B
EDN 612		7/1/2025	7/15/2026		Educational Assistant III	N		3	P	1.00	A	\$ 40,000	N/A	Y	N	0		2B
EDN 612		7/1/2025	7/15/2026		Educational Assistant III	N		3	P	1.00	A	\$ 40,000	N/A	Y	N	0		2B
EDN 612		7/1/2025	7/15/2026		Educational Assistant III	N		3	P	1.00	A	\$ 40,000	N/A	Y	N	0		2B
EDN 612		7/1/2025	7/15/2026		Educational Assistant III	N		3	P	1.00	A	\$ 40,000	N/A	Y	N	0		2B
EDN 612		7/1/2025	7/15/2026		Educational Assistant III	N		3	P	1.00	A	\$ 40,000	N/A	Y	N	0		2B
EDN 612		7/1/2025	7/15/2026		Educational Assistant III	N		3	P	1.00	A	\$ 40,000	N/A	Y	N	0		2B
EDN 612		7/1/2025	7/15/2026		Educational Assistant III	N		3	P	1.00	A	\$ 40,000	N/A	Y	N	0		2B
EDN 612		7/1/2025	7/15/2026		Educational Assistant III	N		3	P	1.00	A	\$ 40,000	N/A	Y	N	0		2B
EDN 612		7/1/2025	7/15/2026		Educational Assistant III	N		3	P	1.00	A	\$ 40,000	N/A	Y	N	0		2B
EDN 612		7/1/2025	7/15/2026		Educational Assistant III	N		3	P	1.00	A	\$ 40,000	N/A	Y	N	0		2B
EDN 612		7/1/2025	7/15/2026		Educational Assistant III	N		3	P	1.00	A	\$ 40,000	N/A	Y	N	0		2B

Department of Education- Charter Schools

Table 9

Positions Filled and/or Established that are not in the State Budget as of November 30, 2025

<u>Prog ID</u>	<u>Sub-Org</u>	<u>Date Established</u>	<u>Legal Authority</u>	<u>Position Number</u>	<u>Position Title</u>	<u>Exempt (Y/N)</u>	<u>SR Level</u>	<u>BU Code</u>	<u>T/P</u>	<u>MOF</u>	<u>FTE</u>	<u>Annual Salary</u>	<u>Filled (Y/N)</u>	<u>Occupied by 89 Day Hire (Y/N)</u>
----------------	----------------	-------------------------	------------------------	------------------------	-----------------------	---------------------	-----------------	----------------	------------	------------	------------	----------------------	---------------------	--------------------------------------

EDN600

NONE

EDN612

NONE



Department of Education- Charter Schools  
Active Contracts as of December 1, 2025

Table 10

Prog ID	MOF	Amount	Frequency (M/A/O)	Max Value	Outstanding Balance	Term of Contract			Entity	Contract Description	Explanation of How Contract is Monitored	POS Y/N	Category E/L/P/C/G/S/*
						Date Executed	From	To					
EDN 612	A	\$10,942	M	\$1,230,000	\$834,045	12/24/2019	4/1/2020	3/31/2030	Finance Factors Limited	Office space lease	Monthly review of invoices	N	L
EDN 612	A	\$820	M	\$38,256	\$21,036	2/24/2020	3/4/2024	2/28/2028	Xerox Corporation	Office copier lease	Monthly review of invoices	N	E
EDN 612	A	\$ 37,500	O	\$ 150,000	\$ 75,000	2/15/2024	6/1/2024	6/30/2026	University of Hawaii at Hilo- College of Hawaiian Language	Consulting, advising, and support services for Hawaiian Medium Pre-K teachers	Contractor collaborates with the SPCSC early learning team to co- create at least five teacher professional learning sessions	Y	C
EDN612	A	\$ 755,305	O	\$ 1,510,000	\$755,305.00	9/25/2024	7/1/2025	6/30/2026	University of Hawaii- School of Nursing; UCERA	Provide tele-health services to public charter school students through the Hawaii Keiki: Ready to Learn program	Contractor provides end-of-month staffing reports and quarterly expenditure reports.	Y	C
EDN 612	A	\$ 90,000	O	\$ 45,000	\$ 45,000	12/10/2025	12/10/2025	9/30/2027	Caroline Soga	To provide early childhood education training and technical assistance and consutation	Contractor shall provide regular reports to SPCSC summarizing results of this program.	N	S
EDN 612	A	\$ 41,700	O	\$ 41,700	\$ 41,700	In process	10/1/2025	9/30/2027	Mark Church	To provide training and consultation on visible thinking routines to increase meaningful learning and understanding with our young learners: Fostering a culture where thinking can thrive across the pre-K to Grade Three Continuum	Contractor shall provide regular reports to SPCSC summarizing results of this program.	N	S

Department of Education- Charter Schools  
Capital Improvements Program (CIP) Requests

Table 11

					DEPT REQUESTS (IN 000s)		GOV DECISION (IN 000s)		LEGISLATIVE DISTRICT	
<u>Prog ID</u>	<u>Project Title</u>	<u>MOF</u>	<u>Prog ID</u> <u>Priority</u>	<u>Dept- Wide</u> <u>Priority</u>	<u>FY26 AMT</u>	<u>FY27 AMT</u>	<u>FY26 AMT</u>	<u>FY 27 AMT</u>	<u>SENATE</u>	<u>HOUSE</u>
EDN 600	B&F Adjustment- Halau Ku Mana Public Charter School-Oahu	C	1					275,000	11	26
EDN612		NONE								

Department of Education- Charter Schools  
CIP Lapses

Table 12

<u>Prog ID</u>	<u>Act/Year of Appropriation</u>	<u>Project Title</u>	<u>MOF</u>	<u>Lapse Amount</u> <u>\$\$\$\$</u>	<u>Reason</u>
EDN600	164/23	Plans, Design, and Construction for Campus-Wide Security Improvements, Including Installation of Cameras, Lighting, and Perimeter Fencing	A	\$ 275,000.00	B&F lapsed the general funds and refunded this project with GO Bonds.
EDN612		NONE			

Department of Education- Charter Schools  
Program ID Sub-Organizations

Table 13

[illegible]

Department of Education- Charter Schools  
Administration Package Bills

Table 14

<u>Prog ID</u>	<u>Fiscal Impact</u>	<u>Amount Requested</u>	<u>FTE Requested</u>	<u>Budget for Personnel</u>	<u>Budget for OCE (Other Than Contracts)</u>	<u>Budget for Contracts</u>	<u>Dates of Initiative</u>		<u>Initiative Description</u>	<u>Is This A New Initiative Or An Enhancement To An Existing Initiative/Program</u>	<u>Plan for continuation of initiative (if applicable)</u>
							<u>From</u>	<u>To</u>			
EDN 600	NO ADMINISTRATIVE PACKAGE BILLS										
EDN 612	NO ADMINISTRATIVE PACKAGE BILLS										

Department of Education- Charter Schools  
Previous Specific Appropriation Bills

Table 15

<u>Prog ID</u>	<u>Appropriating Act</u>	<u>Amount Allotted</u>	<u>FTE Allotted</u>	<u>Budget for Personnel</u>	<u>Budget for OCE (Other Than Contracts)</u>	<u>Budget for Contracts</u>	<u>Dates of Initiative</u>		<u>Initiative Description</u>	<u>Is This A New Initiative Or An Enhancement To An Existing Initiative/Program</u>	<u>Plan for continuation of initiative (if applicable)</u>
							<u>From</u>	<u>To</u>			
EDN600	NONE										
EDN612	NONE										

Positions that are being paid higher than the salaries authorized as of November 30, 2025

<u>Prog ID</u>	<u>Sub-Org</u>	<u>Position Number</u>	<u>Position Title</u>	<u>Exempt (Y/N)</u>	<u>SR Level</u>	<u>BU Code</u>	<u>T/P</u>	<u>MOF</u>	<u>FTE</u>	<u>Budgeted Amount</u>	<u>Actual Salary Last Paid</u>	<u>Occupied by 89-Day Hire (Y/N)</u>	<u>Legal Authority for Salary Increase</u>	<u>Source of Funding (cost element and ProgID)</u>	<u>Date of Approval</u>	<u>Person who approved salary increase</u>
----------------	----------------	------------------------	-----------------------	---------------------	-----------------	----------------	------------	------------	------------	------------------------	--------------------------------	--------------------------------------	--	--	-------------------------	--

[Commission staff salaries determined by SPCSC Commissioners pursuant to Section 302D-3, HRS.](#)



Logo Artist: Haunani K.M. Bush

# ‘Aha Kula Ho‘āmana

Hawai‘i State Public Charter School  
Commission

## House Committee on Finance

Budget Briefing Presentation  
Tuesday, January 13, 2026





# 'Aha Kula Ho'āmana

## Hawai'i State Public Charter School Commission

# AT-A-GLANCE

2025 - 2026

### Charter Schools Statewide

#### Legend

- Elementary
- High
- Middle
- PreK



Kaua'i

**6 Schools**

O'ahu



**18 Schools**

Moloka'i



**2 Schools**

Maui



**14 Schools**

Hawai'i Island



© 2025 Mapbox © OpenStreetMap

**40**

Number of charter schools in operation



**13,313**

Number of students enrolled  
(Excluding Pre-K)

**6**

Number of Hawaiian language medium schools



**14**

Number of charter schools with Early Learning (2 - PreK only)



**100%**

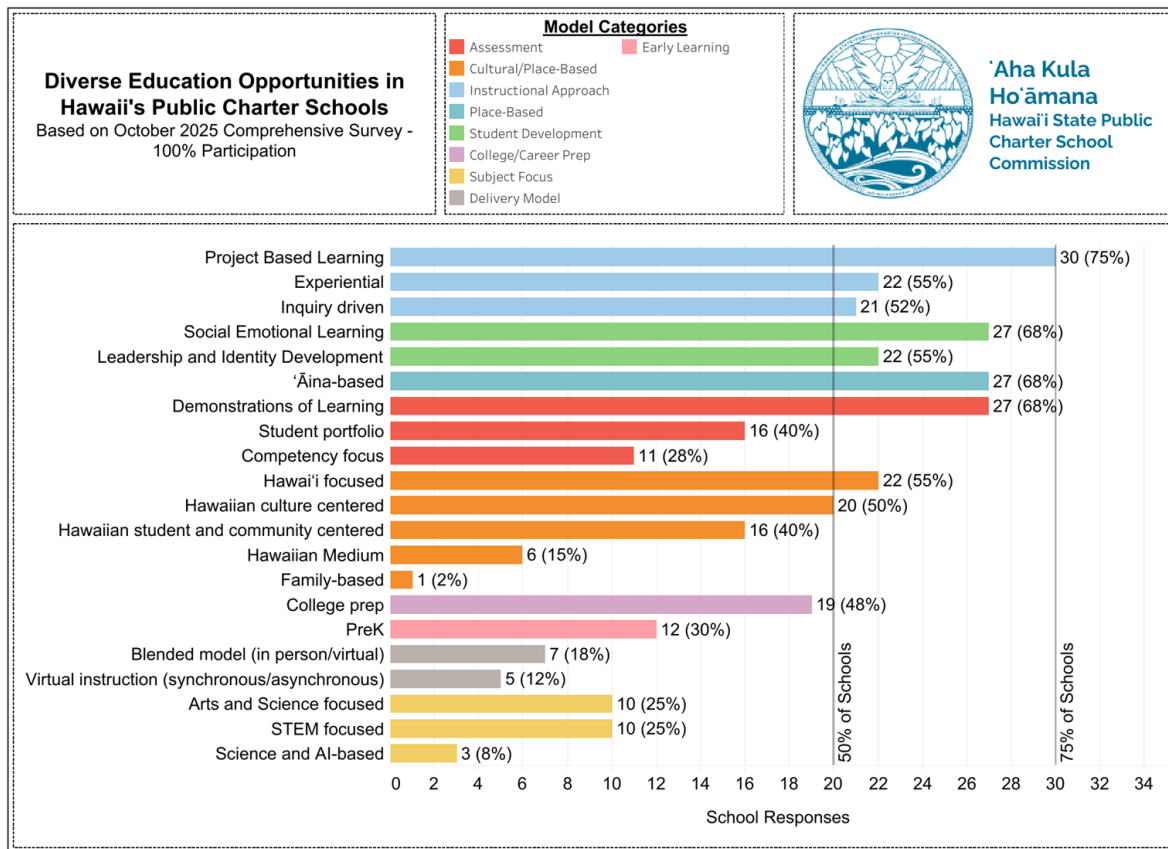
of charter schools on contract 4.0 have Mission Aligned Initiatives



## Portfolio Overview

### Diverse Education Opportunities

- > 75% of schools offer project-based learning opportunities
- Majority of schools incorporate student-led learning





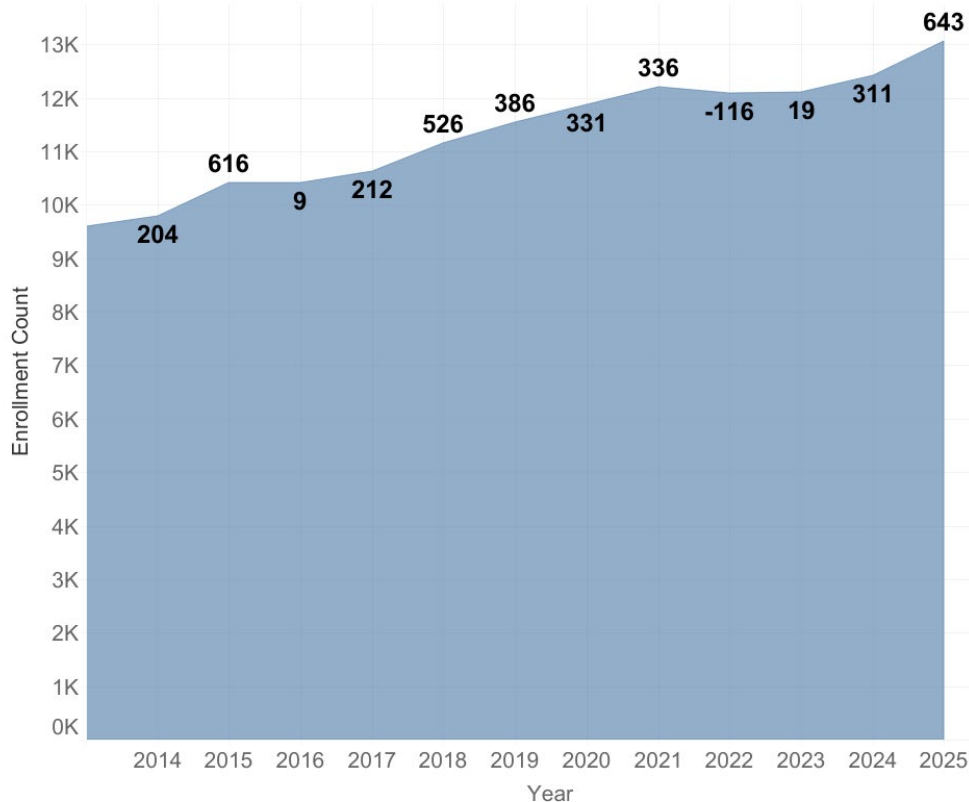
## Enrollment

- **Enrollment Growth**

- 7% growth over last 5 yrs

- **Recent Momentum**

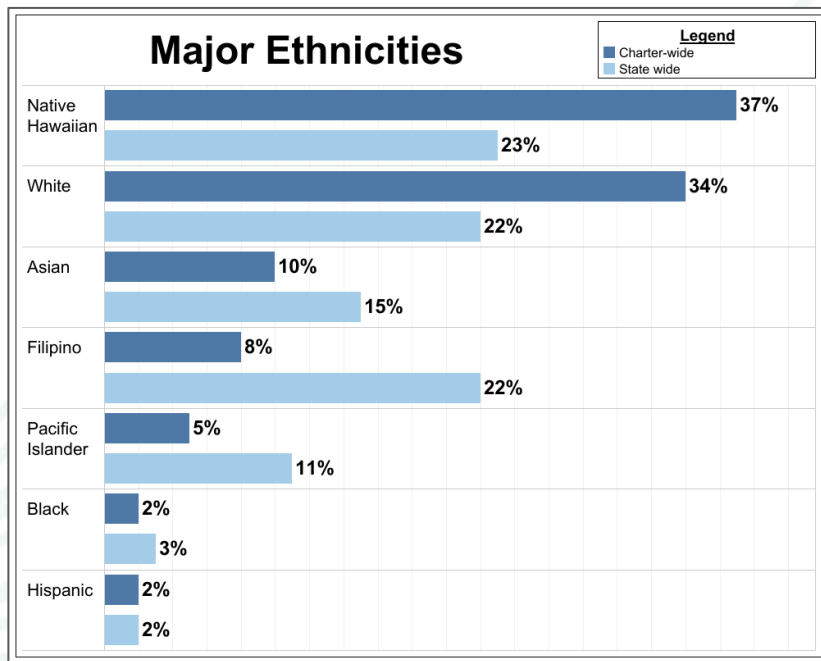
- 2022-23 to 2023-24: **+2.6%**
- 2023-24 to 2024-25: **+5.1%**



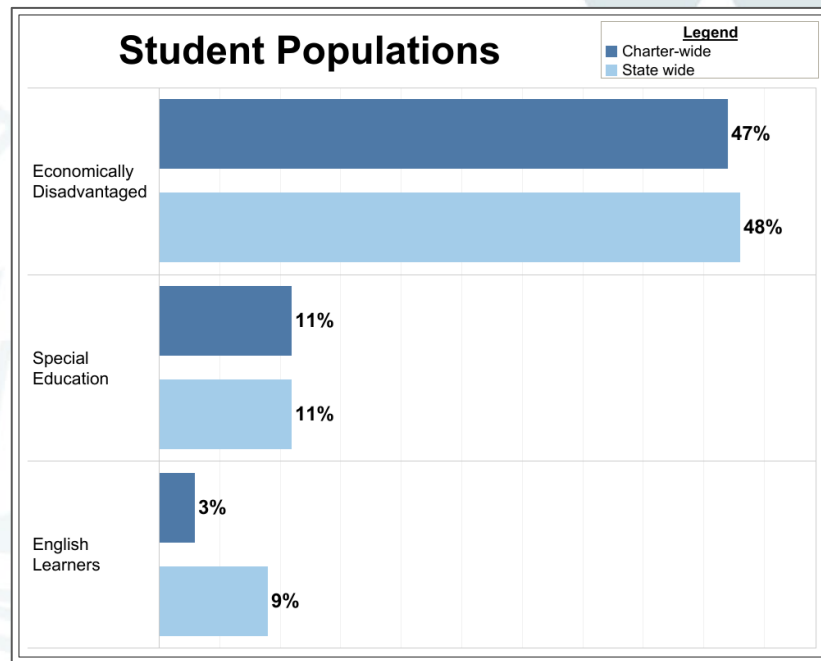


## Demographics

### ● Major Ethnicities



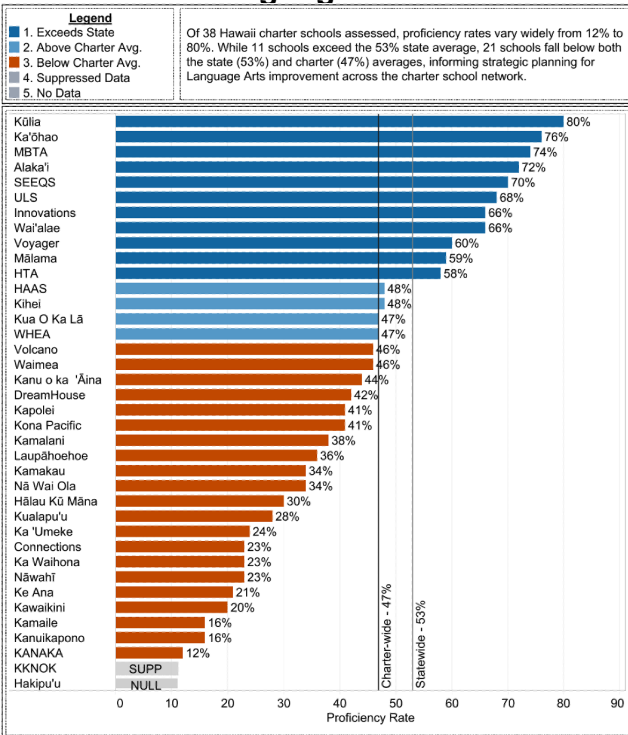
### ● Student Populations



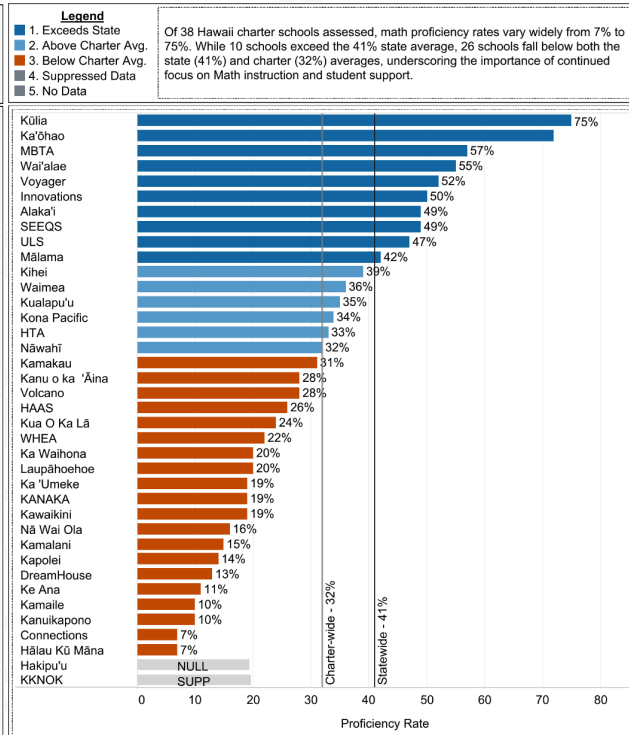


# APF Indicator 2: Smarter Balanced Assessment

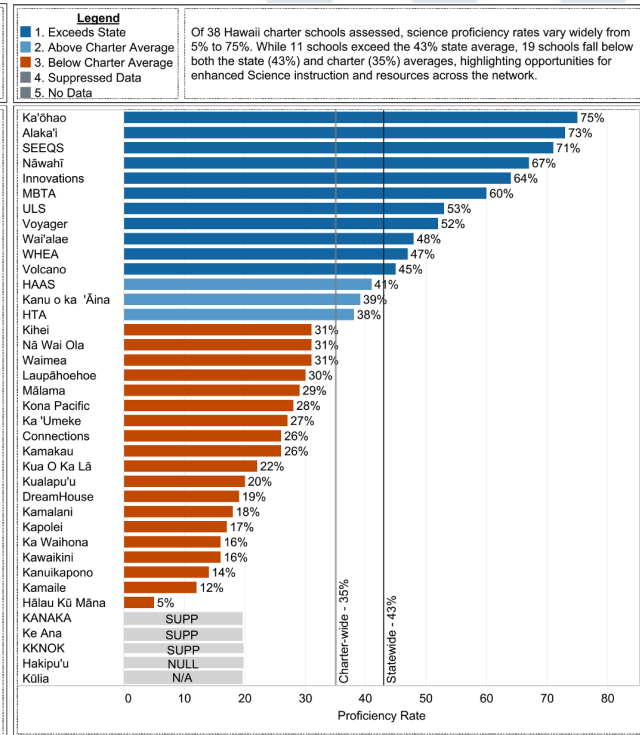
## Language Arts



## Math



## Science



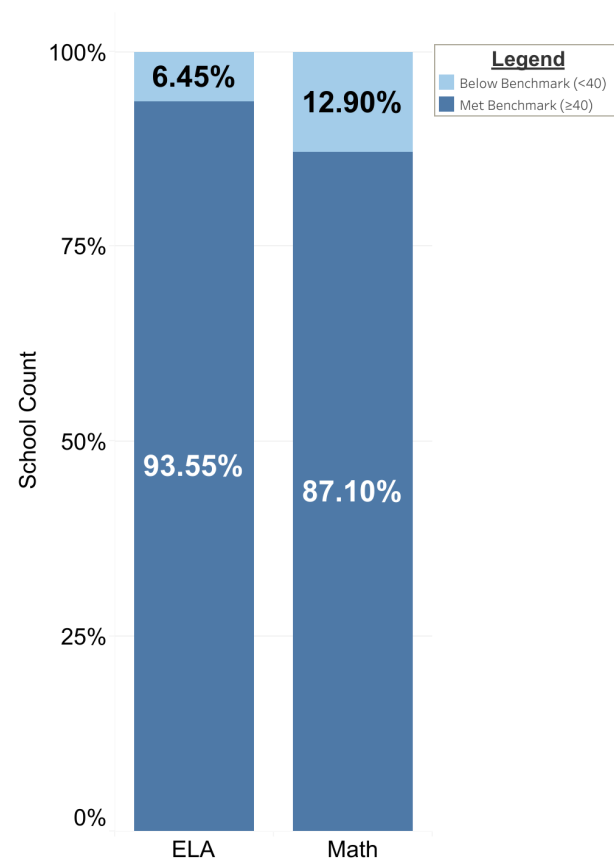




# APF Strive HI - School Growth (School-Level Outcomes)

- **LA 94% Met/Exceeded Benchmark Growth**
  - 29 of 31 Charter schools
- **Math 87% Met/Exceeded Benchmark Growth**
  - 27 of 31 Charter schools

**NOTE:** KĀ'EO data is not available for statewide growth analysis.

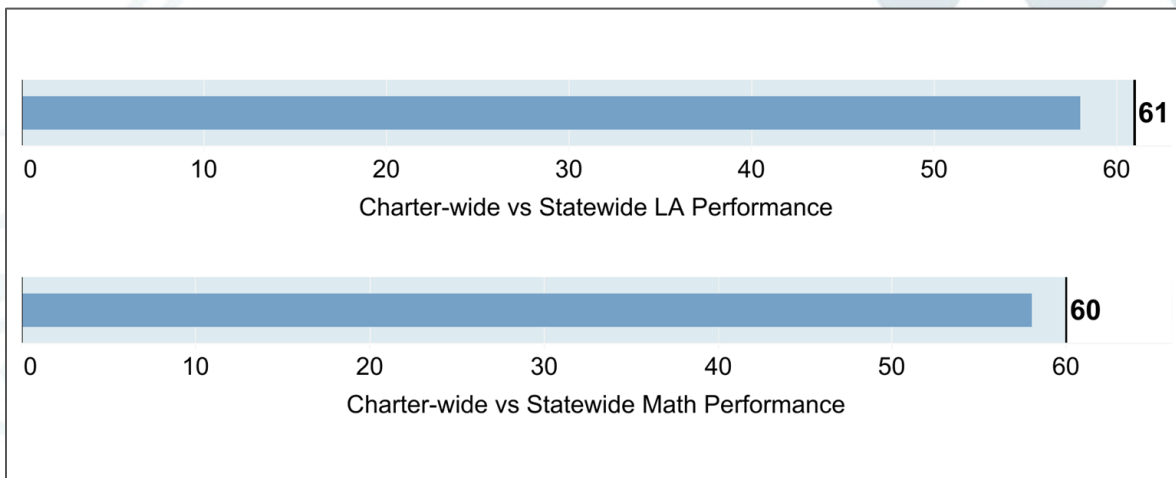




# APF Strive HI - Student Growth (Student-Level Outcomes)

- **LA**

- Charter-wide **58%**
- Statewide 61%
- 3 percentage points of state performance



- **Math**

- Charter-wide **58%**
- State-wide 60%
- 2 percentage points of state performance

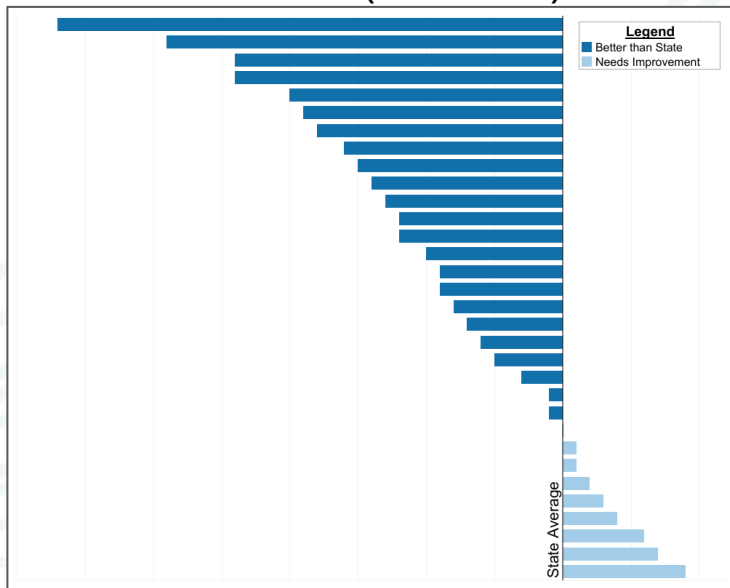
**NOTE:** KĀ'EO data is not available for statewide growth analysis.



### APF - Strive HI - Gap

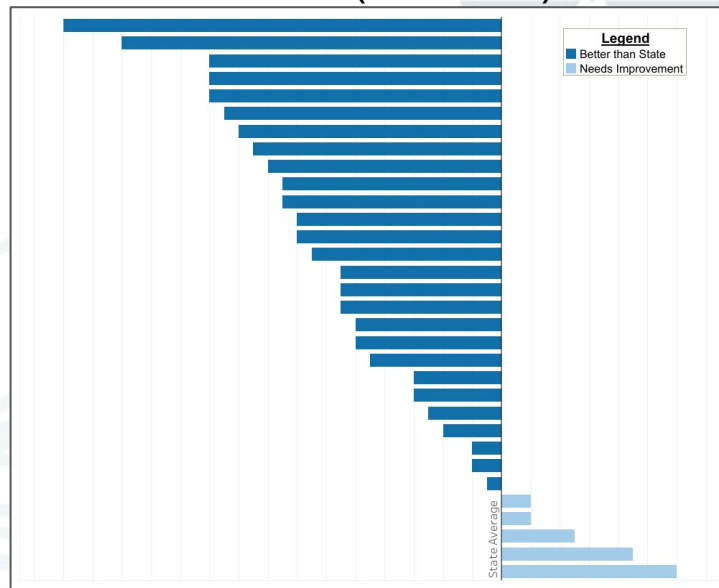
#### LA Achievement Gap

- 75% **same or better** than state (24 of 32)



#### Math Achievement Gap

- 87.5% **same or better** than state (28 of 32)

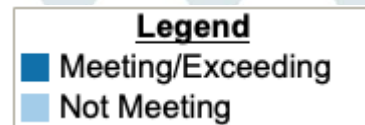




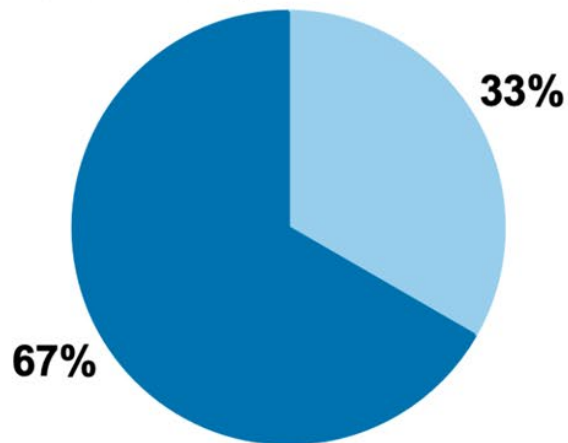


# APF Strive HI - Postsecondary Readiness

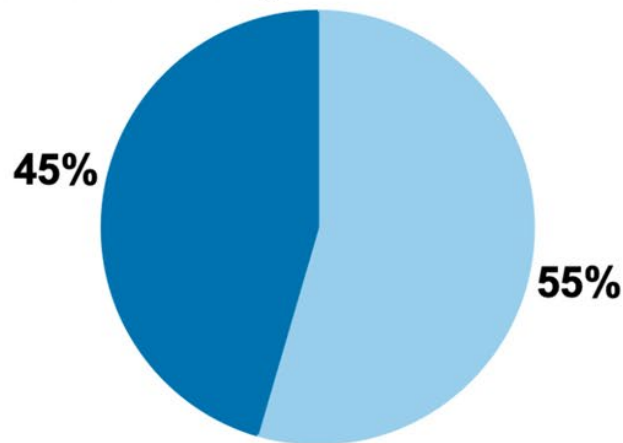
- Postsecondary Readiness



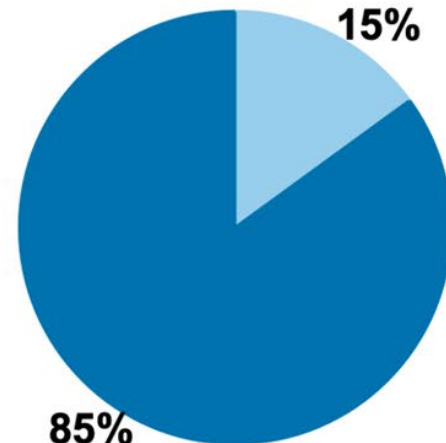
3rd Grade Literacy



8th Grade Literacy



9th Grade Promotion





### Risk Assessment Result Formula

$(\text{Current Ratio} \times 0.10) + (\text{Unrestricted Days Cash} \times 0.35) + (\text{Debt to Asset Ratio} \times 0.10) + (\text{Cash Flow} \times 0.10) + (\text{Total Margin} \times 0.25) + (\text{Budget Variance} \times 0.10)$   
= Final Risk Assessment Score

**37/38 (97%) schools received a final risk assessment score\***

Low	Acceptable	Moderate	High	Significant
22	13	1	1	0

\*Kamalani Academy did not complete due to non-renewal of contract (June 30, 2025)



Logo Artist: Haunani K.M. Bush

# ‘Aha Kula Ho‘āmana

Hawai‘i State Public Charter School  
Commission

NEW Interactive  
Performance  
Framework  
Dashboards

*(Coming Soon - Feb. 2026)*



# 'Aha Kula Ho'āmana

## Hawai'i State Public Charter School Commission

# ACADEMIC

Avg. Total Score  
Meets (73-115)

87.58

Indicator 1A  
Ingrained (17-20)

17.84

Indicator 1B  
Ingrained (8-10)

8.00

Indicator 2  
Meets (>40)

55.11

Indicator 3  
(Optional)  
Meets (4-6)

4.57

Indicator 4  
(Optional)  
Meets (4-9)

7.20

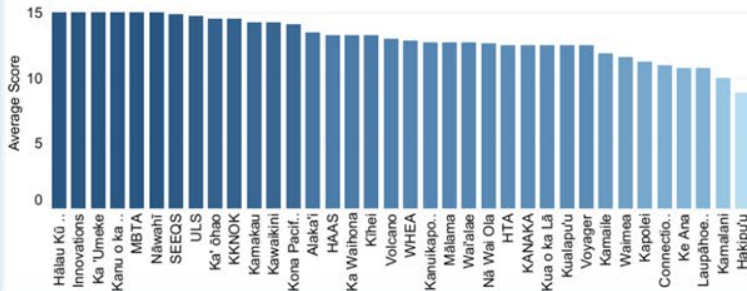
### Academic Performance Dashboard

#### FILTERS:

Island	Year	Enrollment Size	School Name	Cohort
All	All	All	All	All

Key: Darker shades of blue indicates higher scores while light shades of blue indicates lower scores.

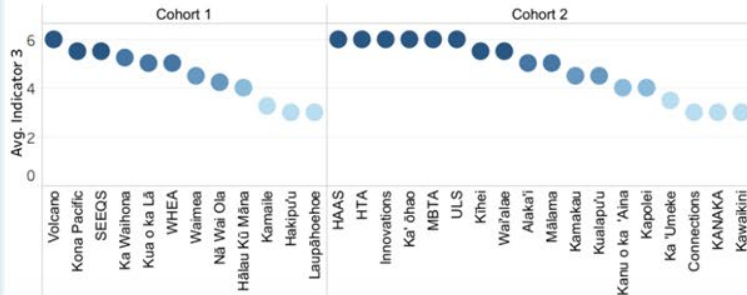
#### Indicator 1 - Mission Aligned Initiative (Required)



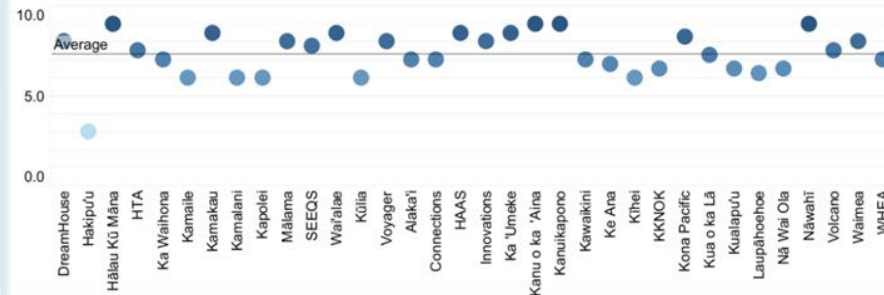
#### Indicator 2 - Standardized Assessments - Strive HI (Required)

Alaka'i 67.0	Innovations 64.5	SEEQS 61.8	Ka 'Umeke 58.5	Hālau Kū Māna 57.3	Kanu o ka 'Aina 53.5	Kamaile 52.8	Waimea 52.8		
Waialae 67.0	Ka' ōhao 63.5	Mālama 61.0	WHEA 58.0	Connections 56.5		Ka Waihona 51.3			Nā Wai Ola 44.3
Voyager 65.5	ULS 63.0	HTA 59.5	HAAS 57.5	Volcano 55.8	Kihei 53.5	Kua o ka Lā 51.3			
MBTA 65.0	Kamakau 62.0	Kona Pacific 58.8	Nāwahī 57.5	Laupāhoehoe 54.5	Kawaikini 53.0	Ke Ana 49.5	Hakipū'u 43.0	Kapolei 42.5	

#### Indicator 3 (Optional)



#### Indicator 4 (Optional)







# FINANCIAL

**1.88**

### Current Ratio

## 6.0

### Unrestricted Days Cash

261

### Debt To Asset

0.28

### Cash Flow

**\$446,434**

### Total Margin

7.98%

### Enrollment Variance

**94.80%**

### Budget Variance

150%

## Financial Performance Dashboard

**FILTERS:**

Island <sup>All</sup>

Schoo.. All

Enroll.. All

Schoo.. All

Period	Audit
--------	-------

**Key:** Blue is Low (good), Green is Acceptable (good), Yellow is Moderate, Orange is High, Red is Significant

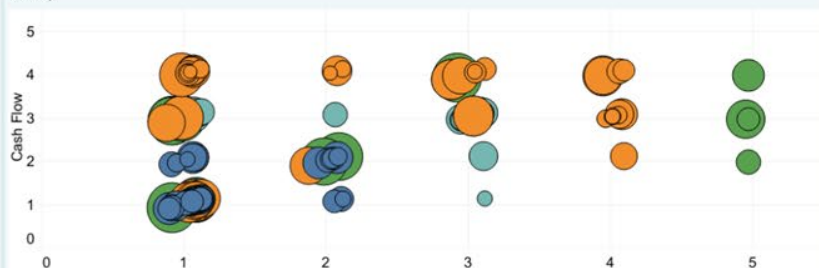
### Near Term

### Short-Term Financial Stability Assessment Based on Current Ratio and Unrestricted Days Cash Metrics



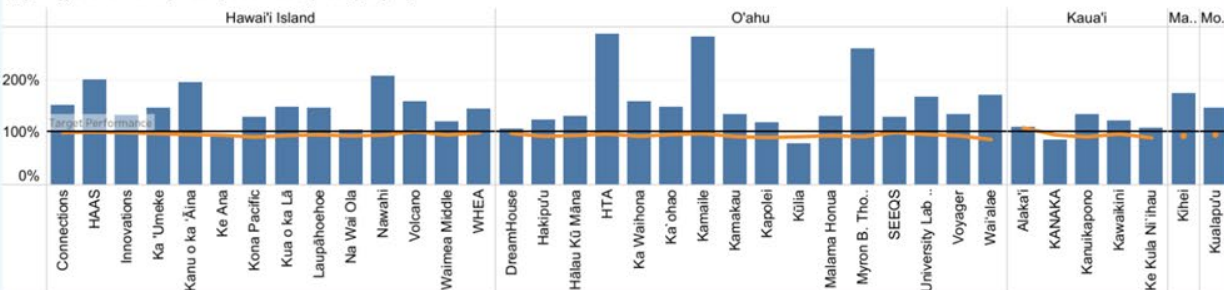
## Sustainability

3-Year Financial Trend Analysis (Total Margin & Cash Flow): Lower scores indicate better performance (Circle size = Debt to Asset).

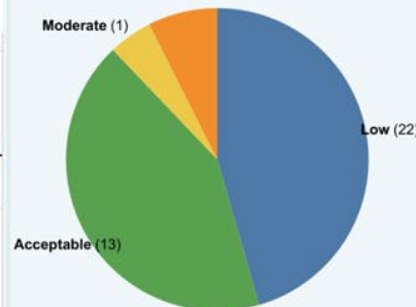


### Enrollment by Budget Variance

How well schools managed their budget (blue bars) compared to their student enrollment targets (orange line). Early warnings could include schools with budget variance significantly above 100% (over projecting) or enrollment significantly below 100% (missing targets).



## 2024-2025 Audit Risk Assessment





# 'Aha Kula Ho'āmana

## Hawai'i State Public Charter School Commission

# ORGANIZATIONAL

## Organizational Performance Framework



'Aha Kula Ho'āmana

Hawai'i State Public Charter School Commission

### FILTERS

Year	Cohort	School Name	Article	Section
All	All	All	All	All

### Overall Compliance

### Articles Not Met by Category

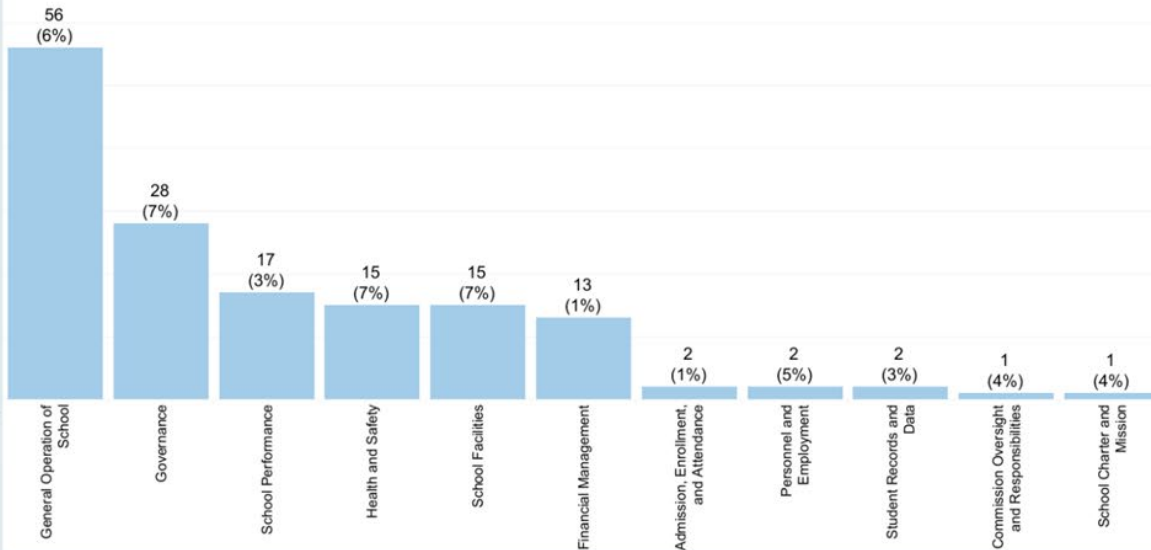
Number of non-compliant requirements per article (hover for details)

Year: All

School Name: All

Cohort: All

Article: General Operation of School, Governance, School Performance and 8 more



### School Compliance Rates

Percentage of requirements met per school

Kūlia	76%
Hakipu'u	80%
Kamalani	80%
DreamHouse	88%
KKNOK	88%
KANAKA	89%
Kanuikaponu	94%
Kihei	94%
Connections	96%
HTA	96%
Kawaikini	96%
Voyager	96%
Hālau Kū Māna	96%
Ka' ōhao	98%
Kamakau	98%
MBTA	98%
Wa'ialae	98%
Ke Ana	98%
Nā Wai Ola	98%
Ka Waihona	98%
Laupāhoehoe	98%
Volcano	98%
Ka 'Umeke	99%
Kapolei	99%
Nāwahi	99%
Mālama Honua	99%
SEEQS	99%
Kamaile	99%
Alaka'i	100%
HAAS	100%
Innovations	100%
Kanu	100%
Kona Pacific	100%
Kua o ka Lā	100%
Kualapu'u	100%
ULS	100%
Waimea	100%
WHEA	100%

### Summary Stats

School Count 38.00



Logo Artist: Haunani K.M. Bush

# ‘Aha Kula Ho‘āmana

Hawai‘i State Public Charter School  
Commission

## Early Learning

Deanne Goya  
Director

## Federal Programs

Michael Clark  
Academic Lead

Kaleo Iwasaki  
Fiscal Lead



# ‘Aha Kula Ho‘āmana

Hawai'i State Public Charter School Commission

## EARLY LEARNING

Ready  
Keiki

Ready Keiki is Hawai'i's statewide initiative to bring **universal access to preschool** for all 3- and 4-year-old 'keiki' (children in 'Ōlelo Hawai'i). The mixed-delivery approach focuses on expanding Pre-K seats — both public and private, increasing preschool and childcare subsidies, and supporting the early childhood workforce.



The Commission is proud to support the [Ready Keiki Initiative](#) led by Lieutenant Governor Sylvia Luke. Together, we are **improving the early learning system** to ensure that by 2032, **100% of all underserved children** will have access to high-quality early learning opportunities.

## The Commission opened its first PreK Only Charter Schools!



Kapolei, O'ahu

**80 Students**



Waikīkī, O'ahu

**93 Students**





### Federal Title Programs

#### Title I

**\$4,140,481**

Based on Free and  
Reduced Lunch  
Numbers

**24 Schools**

#### Title II

**\$237,395**

Professional  
Development for  
NHQ & HQ  
Teacher's

**9 Schools**

#### Title III

**\$109,000**

English Language  
Learners

**7 Schools**

#### Title IVa

**\$399,530**

Well-Rounded Ed,  
Safe & Healthy  
Schools and  
Technology

**9 Schools**

#### CSI TSI

**\$392,000**

Comprehensive  
and Targeted  
Support and  
Improvement

**4 CSI (1) Schools  
5 CSI (2) Schools  
4 TSI (EL) Schools  
1 TSI (SPED) School**



Logo Artist: Haunani K.M. Bush

# ‘Aha Kula Ho‘āmana

Hawai‘i State Public Charter School  
Commission

## Successes & Challenges



- **Kūlia Academy**, 6th Gr. (Expanding to 12th Gr.) - Honolulu, O‘ahu
  - Opened SY 24 - 25
  - Top performing school statewide (ELA, Math)
- **Three New Charter Schools Opened in SY 25-26:**
  - **Namahana**, 6th-7th Gr. (Expanding to 12th Gr.) - Kīlauea, Kaua‘i
  - **Parkway Village Preschool** - Kapolei, O‘ahu
  - **Waikiki Community Preschool** - Honolulu, O‘ahu
- **New Strategic Plan** (Vision/Mission, Values, and Goals)



# 'Aha Kula Ho'āmana

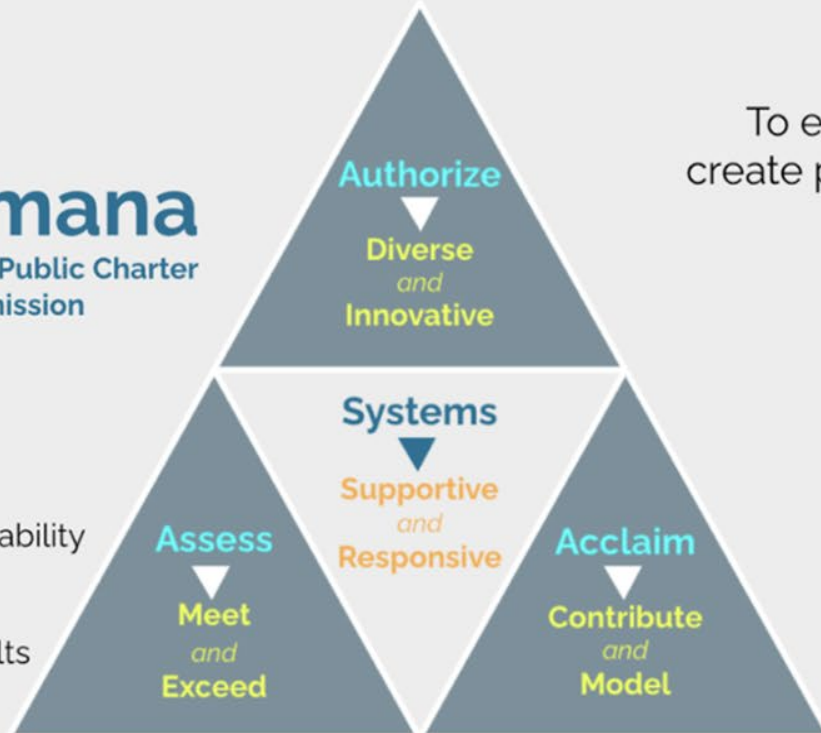
Hawai'i State Public Charter  
School Commission

## VISION

To empower our communities to create public schools of excellence.

## MISSION

To authorize, assess, and acclaim a portfolio of high-quality public charter schools that offers diversity, innovation, and excellence for students and families throughout Hawai'i.



### Goal 1

To **authorize** a portfolio of high-quality public charter schools of excellence that provide **diverse and innovative** educational opportunities.

### Goal 2

To **assess** the performance of a portfolio of high-quality public charter schools of excellence to **meet and exceed** statutory and contractual expectations.

### Goal 3

To **acclaim** the portfolio of high-quality public charter schools of excellence that will **model and contribute** best practices to Hawai'i's public education system.

### Goal 4

To **design systems** for continuous improvement that are **supportive and responsive** to public charter schools and stakeholders.





**§302D-28(a)(1): “Include all general fund regular education cost categories...”**

**EDN 100**

School Based  
Budgeting

**EDN 200**

Instructional  
Support

**EDN 300**

State  
Administration

**EDN 400**

School  
Support

**(Divided by)**

**DOE Enrollment Count**

**EXCLUDING**

**EDN 150**  
Special  
Education

**EDN 500**  
School  
Community  
Svc



- **Nonrenewal of Kamalani Academy, K-8**
  - Wahiawā, O‘ahu
  - 2-year conditional contract
- **Funding Issues**
  - Federal program allocations
  - Per Pupil (non-facilities)
- **Collective Bargaining**
  - Differentials (Hard-to-Staff, Hawaiian Immersion)



## **Mahalo to our Commissioners:**

Dr. Makalapua Alencastre, **Chair**

Alex Harris, **Vice Chair**

Jill Baldemor, JD

Dr. Brandon K. Bunag

Dr. Donna Camvel

Pelehonuamea Harman

Dr. Cathy Ikeda

Keolani Noa

Dr. Lehua Veincent



Logo Artist: Haunani K.M. Bush

# ‘Aha Kula Ho‘āmana

Hawai‘i State Public Charter School  
Commission

Mahalo!  
Q & A